

QUICKSILVER[®]
Marine Parts & Accessories

2019

Accessories Guide



EUROPE, MIDDLE EAST
and AFRICA EDITION



TABLE OF CONTENTS

Introduction	C
Engine Accessories	5
Engine Maintenance	242
Oils Lubricants Engine Care	267
Quick Reference Guide	310
Controls and Rigging	365
Propellers	703
Inflatable Boats	938
Part Number to Page Number Reference	957
Part Description Index	1059

HOW TO USE YOUR PARTS AND ACCESSORIES GUIDE

Part and Packaging Information

Packaging and Unit Pricing

There are three different units of packaging for parts and accessories, they are:

1. Individually — Items that do not indicate any package quantity are priced and sold individually.
2. Priced individually, sold in specified quantity — When part numbers show the "@" sign, order the quantity you require. Orders will be rounded up to the next quantity.
3. Priced and packaged in quantities of a specified number — The items are sold in a specified case or package quantity. The quantities ordered should reflect the number of cases or packages you would like to purchase.

Part Classification

Part classification codes help to quickly identify a parts category. The following parts classification chart identify the part category use.

Part Classification Codes		
5 — Stern drives	39 — Piston rings	90 — Printed and advertising material
6 — Transom/gimbal housing	40 — Lock rings (piston pin)	91 — Tools and equipment
10 — Screws and bolts	41 — Piston pins	92 — Paint and lubricants
11 — Nuts	42 — Muffler	93 — Miscellaneous parts
12 — Washers (plain)	43 — Gears	97 — Anodes
13 — Washers (lock and wave)	44 — Propeller shafts	98 — Kits
14 — Washers (tab)	45 — Drive shafts	100 — Cowls and starter housings
15 — Shims	46 — Water pump cartridges	200 — Flywheels
16 — Studs	47 — Impellers	300 — Ignition components
17 — Pins and rivets	48 — Propellers	400 — Crankshafts
18 — Cotter pins	50 — Starters	500 — Center main bearings
19 — Welch plugs	51 — Cylinder liner	600 — Connecting rods
20 — Valves (shut-off)	52 — Clutches	700 — Pistons
21 — Check valves	53 — Rings (snap, "E", retaining)	800 — Cylinder blocks
22 — Fittings	54 — Clips and clamps	900 — Crankcases
23 — Bushings and spacers	55 — Shock absorbers	1000 — Cylinder block covers
24 — Springs	57 — V-belts	1100 — End caps and bearing housings
25 — O-rings and grommets	61 — Powerheads	1200 — Fuel tanks
26 — Seals	62 — Inflatable boat parts	1300 — Carburetors and components
27 — Gaskets	64 — Throttle, shift and steering	1400 — Clamps and swivel brackets
28 — Keys	67 — Boating accessories	1500 — Driveshaft housings
29 — Needle bearings	68 — Inflatable boat parts	1600 — Gear housings
30 — Ball bearings	79 — Instrument gauges	2100 — Cowls and starter housings
31 — Roller bearings	82 — Potentiometer	2400 — Cam shaft and crankshaft
32 — Lines (fuel, air, water)	83 — Varistors and rectifiers	2700 — Pistons
33 — Spark plugs	84 — Wiring harness and electrical cables	2800 — Cylinder blocks
34 — Reeds and reed stops	85 — Insulators	3300 — Carburetors and components
35 — Filters and strainers	86 — Connectors, terminals, terminal blocks	3400 — Clamp and swivel braces
36 — Filter caps	87 — Switches	3500 — Driveshaft housing
37 — Decals	88 — Fuses and light bulbs	3600 — Transmission
38 — Serial and name plates	89 — Solenoids	4000 — Cowls

Parts and Accessories Ordering Information

Brunswick Marine in EMEA recommends using Extranet for all product ordering, order status and Dealer account information. For all of your concerns on P&A ordering questions, please call your Customer Service representative.

Mercury Precision, SmartCraft and Quicksilver Parts and Accessories Limited Warranty

What is Covered

Brunswick Marine in EMEA warrants each new or factory rebuilt Mercury Precision, SmartCraft, Quicksilver parts and accessories, and Mercury Racing Propellers sold by a Mercury authorized dealer or distributor, to be free from defects in material and workmanship during the period described following.

Duration of Coverage

This limited warranty provides coverage for one year from either the date on which the product is first sold to a retail customer by a Mercury authorized dealer or distributor, or the date on which the product is first put into service, whichever occurs first.

Parts and accessories installed on Mercury Racing products that have product warranty duration of less than one year, carries a limited warranty coverage for a period of time equal to, and not greater than, the duration of the limited warranty originally provided with the parent product. The repair or replacement of parts, or the performance of service under this warranty, does not extend the life of this warranty beyond its original expiration date. Unexpired warranty coverage can be transferred to a subsequent purchaser upon proper re-registration of the product.

Conditions That Must be Met in Order to Obtain Warranty Coverage

Warranty coverage is available only to retail customers that purchase from a dealer authorized by Brunswick Marine in EMEA to distribute the product in the country in which the sale occurred. Routine maintenance outlined in the Operation and Maintenance Manual must be timely performed in order to maintain warranty coverage. Brunswick Marine in EMEA reserves the right to make warranty coverage contingent upon proof of proper maintenance.

What Mercury Will Do

Mercury's sole and exclusive obligation under this warranty is limited to, at our option, repairing a defective part, replacing such part or parts with new or refunding the purchase price of the Mercury product. Mercury reserves the right to improve or modify products from time to time without assuming an obligation to modify products previously manufactured.

How to Obtain Warranty Coverage

The customer must provide Mercury with a reasonable opportunity to repair, and reasonable access to the product for warranty service. Warranty claims shall be made by delivering the product for inspection to a Mercury dealer authorized to service the product. If the purchaser cannot deliver the product to an authorized dealer, written notice must be given to Brunswick Marine in EMEA. We will then arrange for the inspection and any covered repair. The purchaser shall pay for all related transportation charges and travel time. If the service provided is not covered by this warranty, the purchaser shall pay for all related labor, material, and any other expenses associated with that service. The purchaser shall not, unless requested by Mercury, ship the product or parts of the product directly to Brunswick Marine in EMEA. The original purchase receipt establishes the warranty period and must be presented to the dealer at the time warranty service is requested in order to obtain coverage.

What is Not Covered

This limited warranty does not cover routine maintenance items, tune ups, adjustments, normal wear, damage caused by abuse, abnormal use, double lab finished propellers, use of a propeller or gear ratio that does not allow the engine to run in its recommended wide open throttle RPM range (refer to the Operation and Maintenance Manual), operation of the product in a manner inconsistent with the recommended operation/duty cycle section of the Operation and Maintenance Manual, exceeding the horsepower limitations for the product as listed on the Mercury Racing propeller or in the Quicksilver Precision/Mercury Racing Accessory Guide, neglect, accident, submersion, improper installation (proper installation specifications are explained in the installation instructions for the product), improper service, use of an accessory or part not manufactured or sold by Brunswick Marine in EMEA, jet pump impellers and liners, operation with fuels, oils or lubricants which are not suitable for use with the product (refer to the Operation and Maintenance Manual), alteration or removal of parts, water entering the engine through the fuel intake, air intake or exhaust system, or damage to the product from insufficient cooling water caused by blockage of the cooling system by a foreign body, running the engine out of water, mounting the engine too high on the transom, or running the boat with the engine trimmed out too far. Use of the product for racing or other competitive activity, or operating with a racing type lower unit, at any point, even by a prior owner of the product voids the warranty.

Mercury Precision, SmartCraft and Quicksilver Parts and Accessories that are used for any purpose for which they are not intended (outside anticipated marine applications) are excluded from coverage under this warranty statement. Expenses related to haul-out, launch, towing, storage, telephone, rental, inconvenience, slip fees, insurance coverage, loan payments, loss of time, loss of income, or any other type of incidental or consequential damages are not covered by this warranty. Also, expenses associated with the removal and/or replacement of boat partitions or material caused by boat design for access to the product are not covered by this warranty.

No individual or entity, including Brunswick Marine in EMEA authorized dealers, has been given authority by Brunswick Marine in EMEA to make any affirmation, representation or warranty regarding the product, other than those contained in this limited warranty, and if made, shall not be enforceable against Brunswick Marine in EMEA. For additional information regarding events and circumstances covered by this warranty, and those that are not, see the Warranty Coverage section of the Operation and Maintenance Manual, incorporated by reference into this warranty.

Disclaimers and Limitations

THE IMPLIED WARRANTIES OF MERCHANTABILITY AND FITNESS FOR A PARTICULAR PURPOSE ARE EXPRESSLY DISCLAIMED. TO THE EXTENT THAT THEY CANNOT BE DISCLAIMED, THE IMPLIED WARRANTIES ARE LIMITED IN DURATION TO THE LIFE OF THE EXPRESS WARRANTY. INCIDENTAL AND CONSEQUENTIAL DAMAGES ARE EXCLUDED FROM COVERAGE UNDER THIS WARRANTY. SOME COUNTRIES DO NOT ALLOW FOR THE DISCLAIMERS, LIMITATIONS AND EXCLUSIONS IDENTIFIED ABOVE, AS A RESULT, THEY MAY NOT APPLY TO YOU. THIS WARRANTY GIVES YOU SPECIFIC LEGAL RIGHTS, AND YOU MAY ALSO HAVE OTHER LEGAL RIGHTS WHICH VARY FROM COUNTRY TO COUNTRY.

ExtraNET

ExtraNET is Brunswick Marines exclusive on-line system that will provide you access to the tools that will make your business efficient and profitable. Our electronic systems are intended to meet the needs of your business, large or small. The system allows you to perform functions faster and more accurately, enter orders, access product and warranty information more efficiently and much more. ExtraNET customers enjoy extra benefits, such as:

- Create orders for parts & accessories, certain finished products like outboards, inflatable boats, etc.
- Browse product configurator
- Check part and product availability
- View product history by serial number
- View order status and print invoices, statements and age analysis
- File product registration and consult pipeline
- File warranty claims
- Parts and products ordering 7 days a week
- File product protection plans

All ExtraNET systems are subject to change, as we continue to improve our products based on customer input.

New Electronic Parts Catalog

The New Electronic Parts Catalog (EPC) containing the Mercury Parts Catalogs and Service Bulletins is available for ExtraNET customers on a USB memory stick (P/N 8M0118036) for offline usage and via a link on the ExtraNET for online usage.

Features of the Electronic Parts Catalog include:

- Improved look and feel with easier navigation
- Enhanced search functionality • Key word search • Part number search • Document search • Multiple searches open at the same time
- Mobile-friendly interfaces for portable devices, with real-time updates – no need to worry about running updates in the online version!
- Convenient "hot spots" to find part numbers on schematics faster
- Multi-language translation
- Track your activity and to-do projects with personal notes
- Daily pricing update for the online version and weekly pricing update for the offline version

Recommended System Requirements Electronic Parts Catalog

- Microsoft Windows 7 or Newer Operating System
- 550 MHz or faster processor
- 512 MB RAM or greater
- 12 GB of free hard disk space (if installing the EPC on a hard drive)
- USB Drive
- High Speed Internet access
- Internet Explorer 10.0 or greater
- Color monitor (resolution 1024 x 768 pixels)
- Local Printer

Extranet Customer Service Contact Information

Please contact your customer representative or your Mercury/Mariner distributor representative.

TABLE OF CONTENTS

Outboard	5	Gear Housing Replacement Skegs	93
Air Filters	94	Harness Assembly	25
Anode Application Charts	106	Heavy Abrasion Water Pump Kit	19
Anodes - Mariner Cyl. Block & Exh. Tube	105	High Altitude Gear Sets & Gearcases (4 cylinder)	68
Anodes - Mercury Thruster	105	High Altitude Gear Sets & Gearcases (V-6)	68
Anodes - Outboard Kits	98	High Energy Alternator Kits	20
Anodes - Prop Nut/Spool	105	High Energy Ignition Kit	20
Anodes - Side Mounted/Pocket	104	High Speed Water Pickup Inserts	71
Anodes - Transom Bracket/Power Trim	103	Kicker Strap Kit	98
Anodes - Trim Tab/Plate	100	Lifting Devices - Outboard	97
Battery Cable Kit	36	Lighting Coil Kits	20
Battery Charging Kit	24	Lighting Coil Kits Chart - Mercury/Mariner	22
Battery Charging Kits Chart - Mercury/ Mariner	25	Lighting Regulators	21
Blow Start Siphon	79	Manual Choke Kit	86
Carburetor Anti-Icing Kits	89	Mercathode	98
Co-Pilot Kit	55	Mercury, Mariner 3-Cylinder (70, 75, 80, 90 HP)	115
Cowl Mounted Button	39	Mercury, Mariner V-6	115
Deck Oil Fill Kit	92	Mercury 150 Hp 4-Stroke Outboard Gearcases	117
Driveshaft Extension Chart	61	Mercury 40-60 Hp 4-Stroke Outboard Bigfoot Gearcases	116
Driveshaft Housing Extension Kits - "NEW" V6 (3.4L) & V8 (4.6L)	61	Mercury 75, 90 & 115 Hp 4-Stroke Outboard Gearcases	116
Driveshaft Housing Spacer Kits - "NEW" V6 (3.4L) & V8 (4.6L)	60	Mercury Mariner 4-Cylinder (100, 115, 125 HP)	115
Electric Start Kit	37	Neutral Interlock	40
Electric Start Kits Chart - Mercury/Mariner	40	Oil Filters - FourStroke Outboard	95
Extension Kit - 2 1/2 Inch (64mm)	59	Outboard Mounting Hardware	66
Extension Kit - 5 Inch (127mm)	58	Outboard Mounting Hardware Chart	68
Flushing Attachments	69	Outboard Rigging Hose Kit	56
Front Low Water Pick-up Plug Kit	93	Power Trim Chart - Mercury/Mariner 2- Cycle	32
Fuel Filters	79	Power Trim Chart - Mercury/Mariner FourStroke	30
Fuel Line Fittings and Components	76	Power Trim Kit	28
Fuel Lines and Primer Bulbs - (Non-US Compliant)	74	Power Trim Switch Kit	29
Fuel System Accessories	76	Remote Control Engine Harness	39
Fuel Tanks - Portable - Premium (Non-US Compliant)	72	Remote Fuel Tank Adapter Kits	86
Fuel Tanks - Portable - Standard (Non-US Compliant)	73	Remote Mounted Power Trim Accessories	30
Fuel Tanks - Portable - Super (Non-US Compliant)	72		

TABLE OF CONTENTS - ENGINE ACCESSORIES

Remote Oil Tank Conversion Kits	90	Anode - Engine	189
Remote Oil Tanks and Components	91	Anode - Heat Exchanger	189
Rigging Hoses Chart - Mercury/Mariner	57	Anode Kits	183
Shallow Water Drive Kit	57	Anodes - Driveshaft Housing	185
Shift Attaching Kit	47	Anodes - Gear Housing	187
Sideshift Conversion Kit	57	Anodes - Propeller	185
Spark Plug Application Chart - 2-Cycle	12	Anodes - Transom	184
Spark Plug Application Chart - Early Mariner	18	Anodes - Trim Cylinder	188
Spark Plug Application Chart - FourStroke	11	Bearing Kit	123
Spark Plugs - Standard	5	Boost Pump Kit	174
Spark Plugs - Suppressor (Resistor)	7	Borg Warner / Velvet Drive Direct-Across	201
Steering Bracket without Carrying Handle	56	Borg Warner / Velvet Drive Down Angle	202
Thermostat Kit	86	Carburetor Wedge Kit	152
Thermostats Chart - Mercury/Mariner	87	Check Valve Kit	180
Tiller Handle - Big Tiller Steering	48	Closed Cooling Kit Chart (Dry Joint Exhaust)	158
Tiller Handle Bracket	55	Closed Cooling Kit Chart - MCM (Pre-Dry Joint Exh)	162
Tiller Handle Harness Button	38	Closed Cooling Kit Chart - MIE (Pre-Dry Joint Exh)	164
Tiller Handle Kits Chart - Mercury/Mariner	50	Closed Cooling Kit Chart - Ski (Pre-Dry Joint Exh)	165
Tiller Handle Kit - Traditional Style	43	Closed Cooling Kits	152
Trailer Clip	35	Cool Fuel Relocation Kits	152
Trailer Clips Chart - Mercury/Mariner/ Force	35	Custom Engine Covers	123
Trailer Tilt Support Brackets	34	Diagnostic Tools for Multiple Cylinder Applications	180
Transom Mounted Ignition Keyswitch	39	Driveshaft Extension (Jackshaft) Kit Chart	169
Trim Limit Kits	34	Driveshaft Extension (Jackshaft) Kits	167
Verado 135-200 L4 Outboard Gearcases	117	Driveshaft Housings - Basic	197
Verado 200-275 L6 Outboard Gearcases	117	Driveshaft Housings - Complete	196
Verado 300 L6 Outboard Gearcases	117	Dual Station Senders	124
Vertical Manual Starter Rope Guide	89	Engine Circulating Pump Drain Kit	165
Voltage Regulator/Rectifier Kit	20	Engine Flush Connector Kit	166
Voltage Regulator Kit	20	Engine Flush Kit	166
Water Eliminator	79	Exhaust Block-Off Plate	130
Water Separating Fuel Filter - Quicksilver	81	Exhaust Elbow/Riser Kits (8.1L & 8.2L, non-EC, 2001 & newer)	140
MerCruiser	118	Exhaust Elbow Riser Kits (8.1L) Emissions Control	147
Air Intake Silencer Kit	126	Exhaust Elbow Riser Kits (8.2L) Emissions Control	148
Air Intake Tube Kit	126		
Anode Chart - MerCruiser	190		
Anode Chart - Propeller Nut	186		
Anode Charts - Accessories and Inboard	192		

TABLE OF CONTENTS - ENGINE ACCESSORIES

Exhaust In-Line Shutter Kit	130	Serpentine Belt Kits	125
Exhaust Manifold Fittings	152	Spark Plug Chart - MerCruiser	118
Exhaust Outlet Flapper Kits	130	Spark Plugs - MerCruiser	118
Exhaust Pipe Kits	130	Sterndrives - Alpha One	193
Exhaust Riser Chart - Gas, Emissions Control Engines	151	Sterndrives - Alpha One Gen II	193
Exhaust Riser Chart - Gasoline Engine (Non-EC engines)	141	Sterndrives - Bravo One	193
Exhaust Riser Kits (Gas, Dry Joint, Small Block, non-EC, 2002 & newer)	135	Sterndrives - Bravo One (Classic)	193
Exhaust Riser Kits (Gas, Small Block, Emissions Control)	145	Sterndrives - Bravo One (SeaCore)	194
Exhaust Riser Kits (Gas, Wet Joint, 2002 & older)	133	Sterndrives - Bravo Three	195
Exhaust Riser Kits For Diesel Engines	133	Sterndrives - Bravo Three (Classic)	195
Flushing Attachments	167	Sterndrives - Bravo Three (SeaCore)	196
Fuel Filter Kit	174	Sterndrives - Bravo Two	194
Galvanic Isolator Kit	181	Sterndrives - Bravo Two (Classic)	194
Gear Housing Replacement Skegs	181	Sterndrives - Bravo Two (SeaCore)	195
Gear Housings - Basic	200	Tailstock Kits	170
Gear Housings - Complete	198	Thru Transom Exhaust Outlets	129
Gear Lube Monitor Kits	124	Tilt Up Limit Spacer Kit	123
High Capacity Water Separating Fuel Filter - Gasoline or Diesel	175	Trailer Clips	124
Hot Water Heater Fitting Kits	127	Transom Adapter Kit	181
Hot Water Heater T-Fitting Kit Chart	128	Transom Assembly - Alpha	192
Mercathode	182	Transom Assembly - Bravo	192
Oil Drain Hose Kit Chart	173	Transom Assembly - Bravo (SeaCore)	192
Oil Drain Hose Kits	173	Trim In Limit Spacer Kits	124
Optional Front Engine Mount	180	Water Eliminator	174
Propeller Shaft Couplers for MIE only	180	Water Pressure Relief Valve Kit	179
Racor Water Separating Fuel Filters -Diesel	178	Water Separating Fuel Filters -Diesel	177
Racor Water Separating Fuel Filters -Gasoline	178	Water Separating Fuel Filters -Gasoline	175
Remote Oil Filter Bracket Kit	172	ZF/Hurth 45C Direct Across	201
Remote Oil Filter Bracket Kit Chart	172	ZF/Hurth 630A Down Angle Transmission	201
Remote Oil Filter Kit Chart	171	ZF/Hurth 630 V-Drive Transmission	201
Remote Oil Filter Kits	171	Racing	203
Seawater Hose Drain Kit	165	2.5L Drag Powerheads	203
Seawater Pickups	179	Bearing Upgrade Kits	222
Seawater Strainer	179	Bravo Gimbal Ring Conversion Kit	220
Serpentine Belt Kit Chart	126	Bravo HD Propshaft Kit	222
		Champ/S3000	203
		Cylinder Heads for 2.5 EFI Drag	203
		Cylinder Heads for V-6 Outboard	203
		Driveshaft Assembly	222
		Driveshaft Housing Assembly -12 Inch	207

TABLE OF CONTENTS - ENGINE ACCESSORIES

Electric Fuel Pumps	205
Engine Harness Rigging Kits-Non DTS	213
Engine Mounts	211
Extension (Wing) Plates	215
Floor Mount Kit	216
Flushing Kits	208
Fuel Filter	215
Fuel Filter Assembly	206
Gearcase Charts - Outboard 2.5L Model	209
Heavy Duty Battery Cables for V-6 Outboards	204
M8 Drives	218
MerCathode	215
NXT1 Driveline Kit	218
NXT1 Prop Hub Kits	219
NXT1 Steering Indicator	219
NXT1 Water Pickup Kits	219
Outboard Gearcase Canister Kit	208
Outboard Gearcases - Sport Master for 2.5L Models	209
Outboard Gearcases - Torque Master for 2.5L Models	210
Outboard Gear Set for 2.5L Models	210
Outboard HD Propshaft Kits	203
Plastic Reed Valves	204
Power Steering	220
QC4v Engines	219
Race DTS Accessories	220
Rigging Accessories	208
Spacer Kits	211
Stage 2 Muffler Kit	217
Stator	204
Sterndrive Accessories	212
Switches and Electrical Components	206
Transom Mounted Water Pickup	223
Trim Hoses	207
Trim Pumps	207
Water Pressure Relief Valve Kit	210
X-Haust Accessories	217
X-Haust Noise Reducer	216
X-Haust Stage 1 Tailpipe Kits	216
X-Haust Tailpipe Hardware Kits	217

Jet Drive	224
Anode Chart - Sport Jet	231
Anodes - Sport Jet	230
Flushing Kits	228
Ignition Key Switch with Harnesses	228
Jet Drive 135 & 270 Deg. Steering System	226
Jet Drive Shift Cables	224
Mufflers	230
Platinum Plus Throttle and Shift Cable SAE	225
Pump Mounting Grommet Chart	229
Pump Mounting Grommets	229
Replacement Inlet Grates	229
Steering Cable Bulkhead Fittings and Bellows Kits	227
Steering Cable Rod End	227
Tunnel Sample	230

Marine Batteries and Accessories	232
Battery Accessories	233
Marine Batteries	232

Vented Outboard Splash Covers	234
------------------------------------------------	------------

4-Stroke Vented Splash Covers With Quick Panel Access	238
----------------------------------------------------------------------------	------------

Point-of-Sale Product Displays	239
Logos	240
Point-of-Sale Product Kits	239
Point-of-Sale Products and Easels	239

OUTBOARD

SPARK PLUGS - STANDARD

All spark plugs carried are not contained in this section. Spark plugs shown here are the Mercury/Mariner Outboard Service recommended replacements at time of printing. View the application charts following this section for specific outboard model recommendations.

SPARK PLUG



33-8M0114743

NGK BP6HS-10/18. Check and set gap per owner's manual or the emissions control information decal if present.

Priced individually, sold @ multiples of 4

SPARK PLUG



33-13686Q

NGK, BU8H, check and set gap per owner's manual or the emissions control information decal if present.

Priced individually, sold @ multiples of 10

SPARK PLUG



33-8M0114746

NGK, BP8HS-15, check and set gap per owner's manual or the emissions control information decal if present.

Priced individually, sold @ multiples of 4

SPARK PLUG



33-8M0114740

NGK, B7HS-10, check and set gap per owner's manual or the emissions control information decal if present.

Priced individually, sold @ multiples of 4

SPARK PLUG



33-82370M 1

NGK, B6HS, check and set gap per owner's manual or the emissions control information decal if present.

Priced individually, sold @ multiples of 4

33-8M0114739

NGK B7HS/82. Check and set gap per owner's manual or the emissions control information decal if present.

Priced individually, sold @ multiples of 4

33-8M0114741

NGK B8HS /68. Check and set gap per owner's manual or the emissions control information decal if present.

Priced individually, sold @ multiples of 4

SPARK PLUG



33-8M0114737

NGK, B5HS, check and set gap per owner's manual or the emissions control information decal if present.

Priced individually, sold @ multiples of 4

SPARK PLUG



33-97180Q

NGK, BUHW, check and set gap per owner's manual or the emissions control information decal if present.

Priced individually, sold @ multiples of 10

33-97182Q

NGK, BUHW-2, check and set gap per owner's manual or the emissions control information decal if present.

Priced individually, sold @ multiples of 10

SPARK PLUG



33-8M0114744

NGK, BP7HS-10, check and set gap per owner's manual or the emissions control information decal if present.

Priced individually, sold @ multiples of 4

SPARK PLUG



33-8M0114742

NGK, B9HS-10, check and set gap per owner's manual or the emissions control information decal if present.

Priced individually, sold @ multiples of 4

SPARK PLUG



33-813413

NGK, B7S, check and set gap per owner's manual or the emissions control information decal if present.

Priced individually, sold @ multiples of 10

SPARK PLUG



33-813469

NGK, B6S, check and set gap per owner's manual or the emissions control information decal if present.

Priced individually, sold @ multiples of 10

SPARK PLUG



33-816737Q

NGK, BP8HN-10, check and set gap per owner's manual or the emissions control information decal if present.

Priced individually, sold @ multiples of 10

SPARK PLUG



33-816737B 2

NGK, BP8HN-10, check and set gap per owner's manual or the emissions control information decal if present.

25 spark plugs in one shop package.

Priced individually, sold @ multiples of 25

SPARK PLUG



33- 896323

Champion, L82C, check and set gap per owner's manual or the emissions control information decal if present.
Priced individually, sold @ multiples of 4

SPARK PLUGS - SUPPRESSOR (RESISTOR)

All spark plugs carried are not contained in this section. Spark plugs shown here are the Mercury/Mariner Outboard Service recommended replacements at time of printing. View the application charts following this section for specific outboard model recommendations.

SPARK PLUG



33- 941

Champion, QL77CC, check and set gap per owner's manual or the emissions control information decal if present.
Priced individually, sold @ multiples of 6

SPARK PLUG



33- 14103550

NGK, BUZHW, check and set gap per owner's manual or the emissions control information decal if present.
Priced individually, sold @ multiples of 10

33- 14103568

NGK, BUZ8H, check and set gap per owner's manual or the emissions control information decal if present.
Priced individually, sold @ multiples of 10

33- 14103Q

NGK, BUZHW-2, check and set gap per owner's manual or the emissions control information decal if present.

SPARK PLUG



33- 14814Q

NGK, BPZ8HS-10, check and set gap per owner's manual or the emissions control information decal if present.
Priced individually, sold @ multiples of 10

SPARK PLUG



33- 14814568

NGK, BPZ8HS-15, check and set gap per owner's manual or the emissions control information decal if present.
Priced individually, sold @ multiples of 10

SPARK PLUG



33- 17719547

NGK, BPR7HS-10, check and set gap per owner's manual or the emissions control information decal if present.
Priced individually, sold @ multiples of 10

33- 19796

NGK, BPR6HS-10, check and set gap per owner's manual or the emissions control information decal if present.
Priced individually, sold @ multiples of 10

SPARK PLUG



33-803507

NGK, DCPR6E, check and set gap per owner's manual or the emissions control information decal if present.
Priced individually, sold @ multiples of 10

SPARK PLUG



33-813418

NGK, BR9HS-10, check and set gap per owner's manual or the emissions control information decal if present.
Priced individually, sold @ multiples of 10

SPARK PLUG



33-813472

NGK, BR6HS, check and set gap per owner's manual or the emissions control information decal if present.
Priced individually, sold @ multiples of 10

SPARK PLUG



33-816837Q

NGK, BPZ8HN-10, check and set gap per owner's manual or the emissions control information decal if present.
Priced individually, sold @ multiples of 10

SPARK PLUG



33-824406 8

NGK, BR8HS-10, check and set gap per owner's manual or the emissions control information decal if present.
Priced individually, sold @ multiples of 10

SPARK PLUG



33-827858Q

NGK, DPR6EA-9, check and set gap per owner's manual or the emissions control information decal if present.
Priced individually, sold @ multiples of 10

SPARK PLUG



33-827859

NGK, CR6HS, check and set gap per owner's manual or the emissions control information decal if present.
Priced individually, sold @ multiples of 10

SPARK PLUG



33-828942

NGK, BR7HS-10, check and set gap per owner's manual or the emissions control information decal if present.
Priced individually, sold @ multiples of 10

SPARK PLUG



33-843220Q

NGK, LZFR6J, check and set gap per owner's manual or the emissions control information decal if present.

Priced individually, sold @ multiples of 4

SPARK PLUG - SHOP PACK



33-8M0058936

NGK IZFR6J, check and set gap per owner's manual or the emissions control information decal if present.

25 spark plugs in one shop package.

Priced individually, sold @ multiples of 25

SPARK PLUG



33-8M0057936

NGK, ZFR5F, check and set gap per owner's manual or the emissions control information decal if present.

Priced individually, sold @ multiples of 4

SPARK PLUG



859495Q

Champion - LFR5A-11, check and set gap per owner's manual or the emissions control information decal if present.

Priced individually, sold @ multiples of 10

SPARK PLUG



33-881284Q

NGK, LFR6A-11, check and set gap per owner's manual or the emissions control information decal if present.

Priced individually, sold @ multiples of 10

SPARK PLUG



33-883323001

Champion, RA8HC, check and set gap per owner's manual or the emissions control information decal if present.

Priced individually, sold @ multiples of 4

SPARK PLUG



33-889246Q39

NGK, ILFR6GE, check and set gap per owner's manual or the emissions control information decal if present.

Priced individually, sold @ multiples of 4

SPARK PLUG - SHOP PACK



33-8M0058934

NGK ILFR6GE, check and set gap per owner's manual or the emissions control information decal if present.

25 spark plugs in one shop package.

Priced individually, sold @ multiples of 25

OUTBOARD

SPARK PLUG



33-889597Q

NGK, IZFR5G, check and set gap per owner's manual or the emissions control information decal if present.
Priced individually, sold @ multiples of 4

SPARK PLUG - SHOP PACK



33-8M0058933

NGK IZFR5G, check and set gap per owner's manual or the emissions control information decal if present.
25 spark plugs in one shop package.
Priced individually, sold @ multiples of 25

SPARK PLUG



33-892567Q

NGK IZFR5J, check and set gap per owner's manual or the emissions control information decal if present.
Priced individually, sold @ multiples of 4

SPARK PLUG - SHOP PACK



33-8M0058935

NGK IZFR5J, check and set gap per owner's manual or the emissions control information decal if present.
25 spark plugs in one shop package.
Priced individually, sold @ multiples of 25

SPARK PLUG



33-896329874

Champion, RL82C, check and set gap per owner's manual or the emissions control information decal if present.
Priced individually, sold @ multiples of 4

SPARK PLUG



33-898829001

NGK, LFR4A-E, check and set gap per owner's manual or the emissions control information decal if present.
Priced individually, sold @ multiples of 10

SPARK PLUG



33-889246Q39

NGK, ILFR6GE, check and set gap per owner's manual or the emissions control information decal if present.
Priced individually, sold @ multiples of 4

SPARK PLUG



33-8M0135348

NGK Iridium IX - LART7C-9, check and set gap per owner's manual or the emissions control information decal if present.
Fits: 175-300HP V6 (3.4L) and V8 (4.6L) FourStroke outboards.
Priced individually, sold @ multiples of 4
Quicksilver Branded

SPARK PLUG APPLICATION CHART - FOURSTROKE

Spark Plug Application Chart - FourStroke Outboard

Model	Serial # Range	Standard Spark Plug Mercury Part Number	Standard Spark Plug Manufacturer's No.	Suppressor(resistor) Spark Plug Mercury No.	Suppressor(resistor) Spark Plug Manufacturer's No.	Gap
2.5 FourStroke	JPN 0R131842 and up	N/A	N/A	33-803507	NGK DCPR6E	.033
3.5 FourStroke	JPN 0R131842 and up	N/A	N/A	33-803507	NGK DCPR6E	.033
4 FourStroke	JPN 0R000001 and up	N/A	N/A	33-803507	NGK DCPR6E	.035
4 FourStroke	BEL 0P073456 and up	N/A	N/A	33-803507	NGK DCPR6E	.035
5 FourStroke	JPN 0R000001 and up	N/A	N/A	33-803507	NGK DCPR6E	.035
5 FourStroke	BEL 0P073456 and up	N/A	N/A	33-803507	NGK DCPR6E	.035
6 FourStroke	JPN 0R000001 and up	N/A	N/A	33-803507	NGK DCPR6E	.035
6 FourStroke	BEL 0P073456 and up	N/A	N/A	33-803507	NGK DCPR6E	.035
8 FourStroke Bodensee	USA 0H000058 - 0H017349	N/A	N/A	33-827859	NGK CR6HS	.026
8 FourStroke Bodensee	USA 0G760300 - 0T178499	N/A	N/A	33-827859	NGK CR6HS	.026
8 FourStroke Bodensee	BEL 0P086824 - 0P325499	N/A	N/A	33-827858Q	NGK DPR 6EA-9	.035
8 FourStroke	JPN 0R042475 and up	N/A	N/A	33-803507	NGK DCPR6E	.033
8 FourStroke	BEL 0P325500 and up	N/A	N/A	33-803507	NGK DCPR6E	.033
9.9 FourStroke	USA 0H000058 - 0H016909	N/A	N/A	33-827859	NGK CR6HS	.026
9.9 FourStroke	USA 0G760300 - 0T979999	N/A	N/A	33-827858Q	NGK DPR 6EA-9	.035
9.9 FourStroke	BEL 0P075166 - 0P325499	N/A	N/A	33-827858Q	NGK DPR 6EA-9	.035
9.9 FourStroke	JPN 0R042475 and up	N/A	N/A	33-803507	NGK DCPR6E	.033
9.9 FourStroke	BEL 0P325500 and up	N/A	N/A	33-803507	NGK DCPR6E	.033
15 FourStroke	USA 0G590000 - 1B727495	N/A	N/A	33-827858Q	NGK DPR 6EA-9	.035
15 FourStroke	BEL 9973100 and up	N/A	N/A	33-827858Q	NGK DPR 6EA-9	.035
15 FourStroke, (Carb and EFI)	JPN 0R235949 and up	N/A	N/A	33-803507	NGK DCPR6E	.033
20 FourStroke (Carb and EFI)	JPN 0R235168 and up	N/A	N/A	33-803507	NGK DCPR6E	.033
25 FourStroke (Carb)	USA 0G590000 - 1B344298	N/A	N/A	33-827858Q	NGK DPR 6EA-9	.035
25 FourStroke (Carb)	BEL 9973100 - 0P388282	N/A	N/A	33-827858Q	NGK DPR 6EA-9	.035
25 FourStroke (EFI)	JPN 0R106999 and up	N/A	N/A	33-803507	NGK DCPR6E	.033
25 FourStroke (EFI)	BEL 0P401000 and up	N/A	N/A	33-803507	NGK DCPR6E	.033
25 Jet, FourStroke	JPN 0R165086 and up	N/A	N/A	33-803507	NGK DCPR6E	.033
30 (Carb) FourStroke	USA 0G760300 - 1B226999	N/A	N/A	33-827858Q	NGK DPR 6EA-9	.035
30 (Carb) FourStroke	BEL 0P094500 - 0P400999	N/A	N/A	33-827858Q	NGK DPR 6EA-9	.035
30 (EFI) FourStroke	USA 0T409000 - 1B226999	N/A	N/A	33-883323001	Champion RA8HC	.040
30 (EFI) FourStroke	JPN 0R106999 and up	N/A	N/A	33-803507	NGK DCPR6E	.033
40 (3 cyl. Carb) FourStroke	USA 0G760300 - 1B226999	N/A	N/A	33-827858Q	NGK DPR 6EA-9	.035
40 (3 cyl. Carb) FourStroke	BEL 0P094500 - 0P400999	N/A	N/A	33-827858Q	NGK DPR 6EA-9	.035
40 (3 cyl. EFI) FourStroke	USA 0T409000 and up	N/A	N/A	33-883323001	Champion RA8HC	.040
40 (3 cyl. EFI) FourStroke	BEL 0P153500 and up	N/A	N/A	33-883323001	Champion RA8HC	.040
40 (3 cyl. EFI) FourStroke	CHN 1C000001 and up	N/A	N/A	33-883323001	Champion RA8HC	.040
40/45 (4 cyl.) FourStroke	USA 0G231123 - 0T178499	N/A	N/A	33-827858Q	NGK DPR 6EA-9	.035
40 (4 cyl. Carb) FourStroke	USA 0T228405 - 0T598999	N/A	N/A	33-827858Q	NGK DPR 6EA-9	.035
40 (4 cyl. Carb) FourStroke	BEL 0P094500 - 0P206999	N/A	N/A	33-827858Q	NGK DPR 6EA-9	.035
40 (4 cyl. EFI) FourStroke	USA 0T409000 and up	N/A	N/A	33-883323001	Champion RA8HC	.040
40 (4 cyl. EFI) FourStroke	BEL 0P207000 and up	N/A	N/A	33-883323001	Champion RA8HC	.040
40 (4 cyl. EFI) FourStroke	CHN 1C000001 and up	N/A	N/A	33-883323001	Champion RA8HC	.040
40 JET (4 cyl. EFI) FourStroke	CHN 1C051324 and up	N/A	N/A	33-883323001	Champion RA8HC	.040
50 FourStroke	USA 0G231123 - 0T178499	N/A	N/A	33-827858Q	NGK DPR 6EA-9	.035
50 (Carb) FourStroke	USA 0T178500 - 0T598999	N/A	N/A	33-827858Q	NGK DPR 6EA-9	.035
50 (Carb) FourStroke	BEL 0P094500 - 0P206999	N/A	N/A	33-827858Q	NGK DPR 6EA-9	.035
50 (EFI) FourStroke	USA 0T409000 and up	N/A	N/A	33-883323001	Champion RA8HC	.040
50 (EFI) FourStroke	BEL 0P207000 and up	N/A	N/A	33-883323001	Champion RA8HC	.040

Not all parts listed are available for the European, C.I.S., Africa and Middle East Markets. For more information, please contact your local Mercury, Mariner, MerCruiser or Quicksilver Office.

OUTBOARD

Model	Serial # Range	Standard Spark Plug Mercury Part Number	Standard Spark Plug Manufacturer's No.	Suppressor(resistor) Spark Plug Mercury No.	Suppressor(resistor) Spark Plug Manufacturer's No.	Gap
50 (EFI) FourStroke	CHN 1C00001 and up	N/A	N/A	33-883323001	Champion RA8HC	.040
60 (Carb) FourStroke	USA 0T178500 - 0T598999	N/A	N/A	33-827858Q	NGK DPR 6EA-9	.035
60 (Carb) FourStroke	BEL 0P094500 - 0P206999	N/A	N/A	33-827858Q	NGK DPR 6EA-9	.035
60 (EFI) FourStroke	USA 0T409000 and up	N/A	N/A	33-883323001	Champion RA8HC	.040
60 (EFI) FourStroke	BEL 0P207000 and up	N/A	N/A	33-883323001	Champion RA8HC	.040
60 (EFI) FourStroke	CHN 1C00001 and up	N/A	N/A	33-883323001	Champion RA8HC	.040
75 FourStroke, 1596cc	USA 0G960500 - 1B366822	N/A	N/A	859495Q	NGK LFR5A-11	.043
75 FourStroke, 1.7L	USA 1B366823 - 2B094995	N/A	N/A	33-898829001	NGK LFR4A-E	.032
75 FourStroke, 2.1L	USA 2B094996 and up	N/A	N/A	33-8M0057936	NGK ZFR5F	.032
80 FourStroke, 1.7L	USA 1B366823 - 2B094955	N/A	N/A	33-898829001	NGK LFR4A-E	.032
80 FourStroke, 2.1L	USA 2B094956 and up	N/A	N/A	33-8M0057936	NGK ZFR5F	.032
80 FourStroke	BEL 0P401000 and up	N/A	N/A	33-898829001	NGK LFR4A-E	.032
90 FourStroke, 1596cc	USA 0G960500 - 1B366822	N/A	N/A	859495Q	NGK LFR5A-11	.043
90 FourStroke, 1.7L	USA 1B366823 - 2B094995	N/A	N/A	33-898829001	NGK LFR4A-E	.032
90 FourStroke, 2.1L	USA 2B094996 and up	N/A	N/A	33-8M0057936	NGK ZFR5F	.032
100 FourStroke, 1.7L	USA 1B366823 - 2B094995	N/A	N/A	33-898829001	NGK LFR4A-E	.032
100 FourStroke, 2.1L	USA 2B094996 and up	N/A	N/A	33-8M0057936	NGK ZFR5F	.032
100 FourStroke	BEL 0P401000 and up	N/A	N/A	33-898829001	NGK LFR4A-E	.032
115 (EFI) FourStroke, 1741cc	USA 0T178500 - 1B366822	N/A	N/A	33-881284Q	NGK LFR6A-11	.041
115 FourStroke, 1.7L	USA 1B366823 - 2B094995	N/A	N/A	33-898829001	NGK LFR4A-E	.032
115/115 ProXS FourStroke, 2.1L	USA 2B094996 and up	N/A	N/A	33-8M0057936	NGK ZFR5F	.032
135 Verado	USA 1B227000 and up	N/A	N/A	33-889246Q39	NGK ILFR6GE	.031
135 Verado	BEL 0P419487 and up	N/A	N/A	33-889246Q39	NGK ILFR6GE	.031
150 EFI FourStroke	USA 1B905505 and up	N/A	N/A	33-8M0057936	NGK ZFR5F	.032
150 Verado	USA 1B227000 and up	N/A	N/A	33-889246Q39	NGK ILFR6GE	.031
150 Verado	BEL 0P419487 and up	N/A	N/A	33-889246Q39	NGK ILFR6GE	.031
175 Verado	USA 1B227000 and up	N/A	N/A	33-889246Q39	NGK ILFR6GE	.031
175 Verado	BEL 0P464488 and up	N/A	N/A	33-889246Q39	NGK ILFR6GE	.031
200 Verado, 4&6 cylinder	USA 0T980000 and up	N/A	N/A	33-889246Q39	NGK ILFR6GE	.031
200 Verado, 4&6 cylinder	BEL 0P409357 and up	N/A	N/A	33-889246Q39	NGK ILFR6GE	.031
225 (EFI) FourStroke	USA 0T653945 and up	N/A	N/A	859495Q	NGK LFR5A-11	.043
225 Verado	USA 0T980000 and up	N/A	N/A	33-889246Q39	NGK ILFR6GE	.031
225 Verado	BEL 0P409357 and up	N/A	N/A	33-889246Q39	NGK ILFR6GE	.031
250 Verado	USA 0T980000 and up	N/A	N/A	33-889246Q39	NGK ILFR6GE	.031
250 Verado	BEL 0P409357 and up	N/A	N/A	33-889246Q39	NGK ILFR6GE	.031
275 Verado	USA 0T980000 and up	N/A	N/A	33-889246Q39	NGK ILFR6GE	.031
275 Verado	BEL 0P409357 and up	N/A	N/A	33-889246Q39	NGK ILFR6GE	.031
300 Verado	USA 0T980000 and up	N/A	N/A	33-889246Q39	NGK ILFR6GE	.031
300 Verado	BEL 0P520553 and up	N/A	N/A	33-889246Q39	NGK ILFR6GE	.031
350 Verado	USA 1B718256 and up	N/A	N/A	33-889246Q39	NGK ILFR6GE	.031
175-300, V6(3.4L) & V8(4.6L)	USA 2B529482 and up	N/A	N/A	33-8M0135348	NGK LART7C-9	.035

SPARK PLUG APPLICATION CHART - 2-CYCLE

Spark Plug Application Chart - 2-Cycle Outboard

Model	Serial # Range	Standard Spark Plug Mercury Part Number	Standard Spark Plug Manufacturer's No.	Suppressor(resistor) Spark Plug Mercury No.	Suppressor(resistor) Spark Plug Manufacturer's No.	Gap
2.2	USA 8075603 and up	N/A	N/A	33-19796	NGK BPR6HS-10	.040
2.5	0A855097 and up	33-8M0114743	NGK BP6HS-10	33-19796	NGK BPR6HS-10	.040
3	0A855097 - 0G710612	N/A	N/A	33-19796	NGK BPR6HS-10	.040
3.3	0D901217 and up	33-8M0114743	NGK BP6HS-10	33-19796	NGK BPR6HS-10	.040
3.5	USA 6202173 and up	33-8M0114743	NGK BP6HS-10	33-19796	NGK BPR6HS-10	.040

Model		Serial # Range	Standard Spark Plug Mercury Part Number	Standard Spark Plug Manufacturer's No.	Suppressor(resistor) Spark Plug Mercury No.	Suppressor(resistor) Spark Plug Manufacturer's No.	Gap
3.6	USA	5404657 and up	33-8M0114744	NGK BP7HS-10	33-17719547	NGK BPR7HS-10	.040
3.6	BEL	9252831 and up	33-8M0114744	NGK BP7HS-10	33-17719547	NGK BPR7HS-10	.040
3.6	CAN	7145388 and up	33-8M0114744	NGK BP7HS-10	33-17719547	NGK BPR7HS-10	.040
3.9 (39)		1655013 - 2498135	33-8M0114737	NGK B5HS	N/A	N/A	.025
4 (40)(1 cyl.)		2498136 - 2771621	33-8M0114737	NGK B5HS	N/A	N/A	.030
4 (40)(1 cyl.)		2771622 - 0A809600	33-97182Q	NGK BUHW-2	33-14103Q	NGK BUZHW-2	
4 (40)(2 cyl.) Gnat	BEL	9075839 - 9256980	33-82370M 1	NGK B6HS	33-813472	NGK BR6HS	.050
4 (40)(2 cyl.) Gnat	CAN	7085673 - 7146487	33-82370M 1	NGK B6HS	33-813472	NGK BR6HS	.050
4 (40)(2 cyl.)	USA	5589202 - 5595531	33-8M0114744	NGK BP7HS-10	33-17719547	NGK BPR7HS-10	.040
4 (40)(2 cyl.)	AUS	8065265 - 8068064	33-8M0114744	NGK BP7HS-10	33-17719547	NGK BPR7HS-10	.040
4 (40)(2 cyl.)	BEL	9256981 - 9258280	33-8M0114744	NGK BP7HS-10	33-17719547	NGK BPR7HS-10	.040
4 (40)(2 cyl.)	CAN	7146488 - 7143687	33-8M0114744	NGK BP7HS-10	33-17719547	NGK BPR7HS-10	.040
4 (1 cyl.)	USA	0A809601 and up	33-8M0114744	NGK BP7HS-10	33-17719547	NGK BPR7HS-10	.040
4 (1 cyl.)	BEL	9477830 and up	33-8M0114744	NGK BP7HS-10	33-17719547	NGK BPR7HS-10	.040
4.5 (45)(1 cyl.)	USA	4107220 - 0A809600	33-97182Q	NGK BUHW-2	33-14103Q	NGK BUZHW-2	
4.5 (45)(1 cyl.)	AUS	8026540 and up	33-97182Q	NGK BUHW-2	33-14103Q	NGK BUZHW-2	
4.5 (45)(1 cyl.)	BEL	9072179 - 9477829	33-97182Q	NGK BUHW-2	33-14103Q	NGK BUZHW-2	
4.5 (45)(1 cyl.)	CAN	7045758 and up	33-97182Q	NGK BUHW-2	33-14103Q	NGK BUZHW-2	
5 (1 cyl.)	USA	0A809601 and up	33-8M0114744	NGK BP7HS-10	33-17719547	NGK BPR7HS-10	.040
5 (1 cyl.)	BEL	9477830 and up	33-8M0114744	NGK BP7HS-10	33-17719547	NGK BPR7HS-10	.040
6 (60)	USA	1408611 - 2126763	33-813469	NGK B6S	N/A	N/A	.025
6 (60)	CAN	1958792 - 2096170	33-813469	NGK B6S	N/A	N/A	.025
6 (60)(60J)	USA	2126764 and up	33-82370M 1	NGK B6HS	33-813472	NGK BR6HS	.030
6 (60)(60J)	CAN	2096171 and up	33-82370M 1	NGK B6HS	33-813472	NGK BR6HS	.030
6	USA	0A197112 - 0T800749	33-816737Q	NGK BP8H-N-10	33-816837Q	NGK BPZ8H-N-10	.040
6	BEL	9461526 and up	33-816737Q	NGK BP8H-N-10	33-816837Q	NGK BPZ8H-N-10	.040
7.5 (75)		2529895 - 3801457	33-97182Q	NGK BUHW-2	33-14103Q	NGK BUZHW-2	
7.5 (75)	USA	3801458 - 4851692	33-97180Q	NGK BUHW	33-14103550	NGK BUZHW	
7.5 (75)	AUS	8015315 - 8051349	33-97180Q	NGK BUHW	33-14103550	NGK BUZHW	
7.5 (75)	BEL	9043194 - 9181725	33-97180Q	NGK BUHW	33-14103550	NGK BUZHW	
7.5 (75)	CAN	7028598 - 7111897	33-97180Q	NGK BUHW	33-14103550	NGK BUZHW	
7.5 (75)	USA	4851693 - 5226934	33-97182Q	NGK BUHW-2	33-14103Q	NGK BUZHW-2	
7.5 (75)	AUS	8051350 - 8058019	33-97182Q	NGK BUHW-2	33-14103Q	NGK BUZHW-2	
7.5 (75)	BEL	9181726 - 9219255	33-97182Q	NGK BUHW-2	33-14103Q	NGK BUZHW-2	
7.5 (75)	CAN	7111898 - 7136037	33-97182Q	NGK BUHW-2	33-14103Q	NGK BUZHW-2	
7.5	USA	5206550 and up	33-8M0114742	NGK B9HS-10	33-813418	NGK BR9HS-10	.040
7.5	AUS	8057545 and up	33-8M0114742	NGK B9HS-10	33-813418	NGK BR9HS-10	.040
7.5	BEL	9217756 and up	33-8M0114742	NGK B9HS-10	33-813418	NGK BR9HS-10	.040
7.5	CAN	7125388 and up	33-8M0114742	NGK B9HS-10	33-813418	NGK BR9HS-10	.040
8	USA	0A197112 and up	33-816737Q	NGK BP8H-N-10	33-816837Q	NGK BPZ8H-N-10	.040
8	BEL	9461526 and up	33-816737Q	NGK BP8H-N-10	33-816837Q	NGK BPZ8H-N-10	.040
9.8 (110)		1470349 - 2098351	33-813469	NGK B6S	N/A	N/A	.025
9.8 (110)		2098352 - 2798056	33-8M0114739	NGK B7HS	N/A	N/A	.030
9.8 (110)		2798057 - 3795657	33-97182Q	NGK BUHW-2	33-14103Q	NGK BUZHW-2	
9.8 (110)	USA	3795658 - 4839253	33-97180Q	NGK BUHW	33-14103550	NGK BUZHW	
9.8 (110)	AUS	8015040 - 8050624	33-97180Q	NGK BUHW	33-14103550	NGK BUZHW	
9.8 (110)	BEL	9041439 - 9165304	33-97180Q	NGK BUHW	33-14103550	NGK BUZHW	
9.8 (110)	CAN	7027323 - 7111347	33-97180Q	NGK BUHW	33-14103550	NGK BUZHW	
9.8 (110)	USA	4839254 - 5206549	33-97182Q	NGK BUHW-2	33-14103Q	NGK BUZHW-2	
9.8 (110)	AUS	8050625 - 8057544	33-97182Q	NGK BUHW-2	33-14103Q	NGK BUZHW-2	
9.8 (110)	BEL	9165303 - 9217755	33-97182Q	NGK BUHW-2	33-14103Q	NGK BUZHW-2	
9.8 (110)	CAN	7111348 - 7125387	33-97182Q	NGK BUHW-2	33-14103Q	NGK BUZHW-2	

Not all parts listed are available for the European, C.I.S., Africa and Middle East Markets.
 For more information, please contact your local Mercury, Mariner, MerCruiser or
 Quicksilver Office.

OUTBOARD

OUTBOARD

Model	Serial # Range	Standard Spark Plug Mercury Part Number	Standard Spark Plug Manufacturer's No.	Suppressor(resistor) Spark Plug Mercury No.	Suppressor(resistor) Spark Plug Manufacturer's No.	Gap
9.8	USA 5206550 and up	33-8M0114742	NGK B9HS-10	33-813418	NGK BR9HS-10	.040
9.8	AUS 8057545 and up	33-8M0114742	NGK B9HS-10	33-813418	NGK BR9HS-10	.040
9.8	BEL 9217756 and up	33-8M0114742	NGK B9HS-10	33-813418	NGK BR9HS-10	.040
9.8	CAN 7125388 and up	33-8M0114742	NGK B9HS-10	33-813418	NGK BR9HS-10	.040
9.9	USA 0A197112 - 0G112449	33-816737Q	NGK BP8H-N-10	33-816837Q	NGK BPZ8H-N-10	.040
9.9	BEL 9461526 - 9831799	33-816737Q	NGK BP8H-N-10	33-816837Q	NGK BPZ8H-N-10	.040
9.9	USA 0G112450 and up	33-8M0114746	NGK BP8HS-15	33-14814568	NGK BPZ8HS-15	.060
9.9	BEL 9831800 and up	33-8M0114746	NGK BP8HS-15	33-14814568	NGK BPZ8HS-15	.060
10 (100)	1290910 - 1499331	33-813469	NGK B6S	N/A	N/A	.025
10 (XR10/SEA PRO 10)	USA 0D038000 and up	33-8M0114746	NGK BP8HS-15	33-14814568	NGK BPZ8HS-15	.060
10 (XR10/SEA PRO 10)	BEL 9596000 and up	33-8M0114746	NGK BP8HS-15	33-14814568	NGK BPZ8HS-15	.060
10 Magnum/Marathon	USA 0D038000 and up	33-8M0114746	NGK BP8HS-15	33-14814568	NGK BPZ8HS-15	.060
10 Magnum/Marathon	BEL 9596000 and up	33-8M0114746	NGK BP8HS-15	33-14814568	NGK BPZ8HS-15	.060
15 (150)	1290910 - 1499331	33-813469	NGK B6S	N/A	N/A	.025
15	USA 0B292414 and up	33-8M0114746	NGK BP8HS-15	33-14814568	NGK BPZ8HS-15	.060
15	BEL 9542620 and up	33-8M0114746	NGK BP8HS-15	33-14814568	NGK BPZ8HS-15	.060
15 Sea Pro/Marathon	USA 0G044365 - 0G437999	33-816737Q	NGK BP8H-N-10	33-816837Q	NGK BPZ8H-N-10	.040
15 Sea Pro/Marathon	USA 0G438000 and up	33-8M0114746	NGK BP8HS-15	33-14814568	NGK BPZ8HS-15	.060
15 Sea Pro/Marathon	BEL 9927000 and up	33-8M0114746	NGK BP8HS-15	33-14814568	NGK BPZ8HS-15	.060
15 Sea Pro XD	BEL 9927000 and up	33-816737Q	NGK BP8H-N-10	33-816837Q	NGK BPZ8H-N-10	.040
15 (Super 15)	USA 0B238464 and up	33-816737Q	NGK BP8H-N-10	33-816837Q	NGK BPZ8H-N-10	.040
15 (Super 15)	BEL 9507381 and up	33-816737Q	NGK BP8H-N-10	33-816837Q	NGK BPZ8H-N-10	.040
15 (Super 15)	CAN 0A730007 and up	33-816737Q	NGK BP8H-N-10	33-816837Q	NGK BPZ8H-N-10	.040
18 (18, 18XD)	USA 5837437 and up	33-816737Q	NGK BP8H-N-10	33-816837Q	NGK BPZ8H-N-10	.040
18 (18, 18XD)	AUS 8071973 and up	33-816737Q	NGK BP8H-N-10	33-816837Q	NGK BPZ8H-N-10	.040
18 (18, 18XD)	BEL 9308306 and up	33-816737Q	NGK BP8H-N-10	33-816837Q	NGK BPZ8H-N-10	.040
20 (200)	1290910 - 1499331	33-813469	NGK B6S	N/A	N/A	.025
20 (200)	1558310 - 2094830	33-813469	NGK B6S	N/A	N/A	.025
20 (200)	2094831 - 2827676	33-8M0114739	NGK B7HS	N/A	N/A	.030
20 (20, 200)	USA 2827677 - 6443972	33-97182Q	NGK BUHW-2	33-14103Q	NGK BUZHW-2	
20 (20, 200)	AUS 8006265 and up	33-97182Q	NGK BUHW-2	33-14103Q	NGK BUZHW-2	
20 (20, 200)	BEL 9016254 - 9415100	33-97182Q	NGK BUHW-2	33-14103Q	NGK BUZHW-2	
20 (20, 200)	CAN 7012358 - 7209532	33-97182Q	NGK BUHW-2	33-14103Q	NGK BUZHW-2	
20 (20, 20XD)	USA 6443973 - 0T800749	33-816737Q	NGK BP8H-N-10	33-816837Q	NGK BPZ8H-N-10	.040
20 (20, 20XD)	BEL 9415101 and up	33-816737Q	NGK BP8H-N-10	33-816837Q	NGK BPZ8H-N-10	.040
20 (20, 20XD)	CAN 7209533 and up	33-816737Q	NGK BP8H-N-10	33-816837Q	NGK BPZ8H-N-10	.040
20 JET	USA 5705532 and up	33-816737Q	NGK BP8H-N-10	33-816837Q	NGK BPZ8H-N-10	.040
20 JET	AUS 8073158 and up	33-816737Q	NGK BP8H-N-10	33-816837Q	NGK BPZ8H-N-10	.040
20 JET	BEL 9315316 and up	33-816737Q	NGK BP8H-N-10	33-816837Q	NGK BPZ8H-N-10	.040
20 JET	CAN 7166928 and up	33-816737Q	NGK BP8H-N-10	33-816837Q	NGK BPZ8H-N-10	.040
25 (250)	1290910 - 1499331	33-813469	NGK B6S	N/A	N/A	.025
25 (25, 25XD, 20 JET)	USA 5705532 and up	33-816737Q	NGK BP8H-N-10	33-816837Q	NGK BPZ8H-N-10	.040
25 (25, 25XD, 20 JET)	AUS 8073158 and up	33-816737Q	NGK BP8H-N-10	33-816837Q	NGK BPZ8H-N-10	.040
25 (25, 25XD, 20 JET)	BEL 9315316 and up	33-816737Q	NGK BP8H-N-10	33-816837Q	NGK BPZ8H-N-10	.040
25 (25, 25XD, 20 JET)	CAN 7166928 and up	33-816737Q	NGK BP8H-N-10	33-816837Q	NGK BPZ8H-N-10	.040
25 LIGHTNING(3 cyl)	USA 0E268781 and up	33-896323	Champion L82C	33-896329874	Champion RL82C	.035
30 (300)	1271884 - 1960826	33-813469	NGK B6S	N/A	N/A	.025
30 (2 cyl.)644cc	USA 0G053314 - 0T598999	33-816737Q	NGK BP8H-N-10	33-816837Q	NGK BPZ8H-N-10	.040
30 (2 cyl.)644cc	BEL 9854537 - 0P206999	33-816737Q	NGK BP8H-N-10	33-816837Q	NGK BPZ8H-N-10	.040
30 (Lightning)430cc	USA 0G575500 and up	33-8M0114740	NGK B7HS-10	33-828942	NGK BR7HS-10	.040
30 JET (4 cylinder)	USA 0C159200 - 0G589999	33-97182Q	NGK BUHW-2	33-14103Q	NGK BUZHW-2	
30 JET (4 cylinder)	BEL 9570790 - 9973099	33-97182Q	NGK BUHW-2	33-14103Q	NGK BUZHW-2	

Model	Serial # Range	Standard Spark Plug Mercury Part Number	Standard Spark Plug Manufacturer's No.	Suppressor(resistor) Spark Plug Mercury No.	Suppressor(resistor) Spark Plug Manufacturer's No.	Gap
30 JET (3 cylinder)	USA 0G590000 - 0T178499	33-816737Q	NGK BP8H-N-10	33-816837Q	NGK BPZ8H-N-10	.040
30 JET (3 cylinder)	BEL 9973100 - 0P094499	33-816737Q	NGK BP8H-N-10	33-816837Q	NGK BPZ8H-N-10	.040
35 (350, 35A)	1271884 - 1960826	33-813469	NGK B6S	N/A	N/A	.025
35 (350)	1960827 - 2097831	33-813413	NGK B7S	N/A	N/A	.025
35 (350)	2097832 - 2874703	33-8M0114739	NGK B7HS	N/A	N/A	.030
35	USA 6445653 and up	33-97180Q	NGK BUHW	33-14103550	NGK BUZHW	
35	BEL 9384476 and up	33-97180Q	NGK BUHW	33-14103550	NGK BUZHW	
35	CAN 7209608 and up	33-97180Q	NGK BUHW	33-14103550	NGK BUZHW	
40 (400)	1279685 - 1476509	33-813469	NGK B6S	N/A	N/A	.025
40 (40, 400, 402)	USA 2874704 - 0G053313	33-97180Q	NGK BUHW	33-14103550	NGK BUZHW	
40 (40, 400, 402)	AUS 8002335 and up	33-97180Q	NGK BUHW	33-14103550	NGK BUZHW	
40 (40, 400, 402)	BEL 3339688 and up	33-97180Q	NGK BUHW	33-14103550	NGK BUZHW	
40 (40, 400, 402)	CAN 3340783 and up	33-97180Q	NGK BUHW	33-14103550	NGK BUZHW	
40 (2 cyl.)	USA 0G053314 and up	33-816737Q	NGK BP8H-N-10	33-816837Q	NGK BPZ8H-N-10	.040
40 (3 cyl.)	USA 0G531301 and up	33-816737Q	NGK BP8H-N-10	33-816837Q	NGK BPZ8H-N-10	.040
40 (3 cyl.)	BEL 9973100 and up	33-816737Q	NGK BP8H-N-10	33-816837Q	NGK BPZ8H-N-10	.040
40 (4 cyl.)	USA 0C159200 and up	33-97182Q	NGK BUHW-2	33-14103Q	NGK BUZHW-2	
40 (4 cyl.)	BEL 9570790 and up	33-97182Q	NGK BUHW-2	33-14103Q	NGK BUZHW-2	
40 JET	USA 0T178500 and up	33-816737Q	NGK BP8H-N-10	33-816837Q	NGK BPZ8H-N-10	.040
40 JET	BEL 0P094500 and up	33-816737Q	NGK BP8H-N-10	33-816837Q	NGK BPZ8H-N-10	.040
45 (450)	1476510 - 1531568	33-813469	NGK B6S	N/A	N/A	.025
45 (4 cyl.)	USA 5531630 and up	33-97182Q	NGK BUHW-2	33-14103Q	NGK BUZHW-2	
45 (4 cyl.)	AUS 8063985 and up	33-97182Q	NGK BUHW-2	33-14103Q	NGK BUZHW-2	
45 (4 cyl.)	BEL 9248006 and up	33-97182Q	NGK BUHW-2	33-14103Q	NGK BUZHW-2	
45 (4 cyl.)	CAN 7143688 and up	33-97182Q	NGK BUHW-2	33-14103Q	NGK BUZHW-2	
45 JET	USA 0G760300 - 0T129554	33-816737Q	NGK BP8H-N-10	33-816837Q	NGK BPZ8H-N-10	.040
45 JET	BEL 0P017000 - 0P094499	33-816737Q	NGK BP8H-N-10	33-816837Q	NGK BPZ8H-N-10	.040
50 (500)	USA 1421113 - 2097444	33-813469	NGK B6S	N/A	N/A	.025
50 (500)	CAN 1770179 - 2116317	33-813469	NGK B6S	N/A	N/A	.025
50 (500)	USA 2097445 - 4357639	33-97180Q	NGK BUHW	33-14103550	NGK BUZHW	
50 (500)	AUS 2863739 - 8029514	33-97180Q	NGK BUHW	33-14103550	NGK BUZHW	
50 (500)	BEL 9001581 - 9107213	33-97180Q	NGK BUHW	33-14103550	NGK BUZHW	
50 (500)	CAN 2116318 - 7068997	33-97180Q	NGK BUHW	33-14103550	NGK BUZHW	
50 (50, 500)(4 cyl.)	USA 4357640 and up	33-97182Q	NGK BUHW-2	33-14103Q	NGK BUZHW-2	
50 (50, 500)(4 cyl.)	AUS 8030090 and up	33-97182Q	NGK BUHW-2	33-14103Q	NGK BUZHW-2	
50 (50, 500)(4 cyl.)	BEL 9107214 and up	33-97182Q	NGK BUHW-2	33-14103Q	NGK BUZHW-2	
50 (50, 500)(4 cyl.)	CAN 7068998 and up	33-97182Q	NGK BUHW-2	33-14103Q	NGK BUZHW-2	
50 (3 cyl.)	USA 6428681 - 0D000749	33-97180Q	NGK BUHW	33-14103550	NGK BUZHW	
50 (3 cyl.)	BEL 9385911 - 9683054	33-97180Q	NGK BUHW	33-14103550	NGK BUZHW	
50 (3 cyl.)	CAN 7208333 and up	33-97180Q	NGK BUHW	33-14103550	NGK BUZHW	
50 (3 cyl.)	USA 0D000750 and up	33-816737Q	NGK BP8H-N-10	33-816837Q	NGK BPZ8H-N-10	.040
50 (3 cyl.)	BEL 9683055 and up	33-816737Q	NGK BP8H-N-10	33-816837Q	NGK BPZ8H-N-10	.040
55 (3 cyl.)	USA 0D000750 and up	33-816737Q	NGK BP8H-N-10	33-816837Q	NGK BPZ8H-N-10	.040
55 (3 cyl.)	BEL 9741042 and up	33-816737Q	NGK BP8H-N-10	33-816837Q	NGK BPZ8H-N-10	.040
60 (600)	1303411 - 1542744	33-813469	NGK B6S	N/A	N/A	.025
60 (3 cyl.)	USA 6428681 - 0D000749	33-97180Q	NGK BUHW	33-14103550	NGK BUZHW	
60 (3 cyl.)	BEL 9385911 - 9683054	33-97180Q	NGK BUHW	33-14103550	NGK BUZHW	
60 (3 cyl.)	CAN 7208333 and up	33-97180Q	NGK BUHW	33-14103550	NGK BUZHW	
60 (3 cyl.)	USA 0D000750 and up	33-816737Q	NGK BP8H-N-10	33-816837Q	NGK BPZ8H-N-10	.040
60 (3 cyl.)	BEL 9683055 and up	33-816737Q	NGK BP8H-N-10	33-816837Q	NGK BPZ8H-N-10	.040
65 (650)(4 cyl.)	1542745 - 2119748	33-813413	NGK B7S	N/A	N/A	.025
65 (650S)(4 cyl.)	2119749 - 2309310	33-8M0114739	NGK B7HS	N/A	N/A	.030
65 (650SS)(4 cyl.)	2119749 - 2309310	33-97180Q	NGK BUHW	33-14103550	NGK BUZHW	

Not all parts listed are available for the European, C.I.S., Africa and Middle East Markets.
For more information, please contact your local Mercury, Mariner, MerCruiser or Quicksilver Office.

OUTBOARD

Model	Serial # Range	Standard Spark Plug Mercury Part Number	Standard Spark Plug Manufacturer's No.	Suppressor(resistor) Spark Plug Mercury No.	Suppressor(resistor) Spark Plug Manufacturer's No.	Gap
65 (650)(3 cyl.)	USA 3293184 - 4571651	33- 97180Q	NGK BUHW	33- 14103550	NGK BUZHW	
65 (650)(3 cyl.)	AUS 8006640 and up	33- 97180Q	NGK BUHW	33- 14103550	NGK BUZHW	
65 (650)(3 cyl.)	BEL 9020074 - 9135824	33- 97180Q	NGK BUHW	33- 14103550	NGK BUZHW	
65 (650)(3 cyl.)	CAN 7013633 - 7087822	33- 97180Q	NGK BUHW	33- 14103550	NGK BUZHW	
65 JET	USA 0D283222 and up	33- 97182Q	NGK BUHW-2	33- 14103Q	NGK BUZHW-2	
65 JET	BEL 9793577 and up	33- 97182Q	NGK BUHW-2	33- 14103Q	NGK BUZHW-2	
70 (700)	1296411 - 1566239	33- 813469	NGK B6S	N/A	N/A	.025
70 (3 cyl.)	USA 4571652 - 6428680	33- 97180Q	NGK BUHW	33- 14103550	NGK BUZHW	
70 (3 cyl.)	AUS 8042350 and up	33- 97180Q	NGK BUHW	33- 14103550	NGK BUZHW	
70 (3 cyl.)	BEL 9135825 - 9385910	33- 97180Q	NGK BUHW	33- 14103550	NGK BUZHW	
70 (3 cyl.)	CAN 7087823 - 7208332	33- 97180Q	NGK BUHW	33- 14103550	NGK BUZHW	
70 (3 cyl.)	USA 0A996142 - 0C221999	33- 97182Q	NGK BUHW-2	33- 14103Q	NGK BUZHW-2	
70 (3 cyl.)	BEL 9483121 - 9589038	33- 97182Q	NGK BUHW-2	33- 14103Q	NGK BUZHW-2	
75 (4 cyl.)	USA 6432907 and up	33- 97182Q	NGK BUHW-2	33- 14103Q	NGK BUZHW-2	
75 (4 cyl.)	BEL 9393856 and up	33- 97182Q	NGK BUHW-2	33- 14103Q	NGK BUZHW-2	
75 (4 cyl.)	CAN 7208573 and up	33- 97182Q	NGK BUHW-2	33- 14103Q	NGK BUZHW-2	
75 (3 cyl.)	USA 0C222000 and up	33- 97182Q	NGK BUHW-2	33- 14103Q	NGK BUZHW-2	
75 (3 cyl.)	BEL 9589039 and up	33- 97182Q	NGK BUHW-2	33- 14103Q	NGK BUZHW-2	
75 (3 cyl.)(1.5L Optimax)	USA 0T980000 and up	N/A	N/A	33-892567Q	NGK IZFR5J	.032
80 (800)(6 cyl.)	1335465 - 1566239	33- 813413	NGK B7S	N/A	N/A	.025
80 (800)(4 cyl.)	2559001 - 3493912	33- 97180Q	NGK BUHW	33- 14103550	NGK BUZHW	
80 (80, 800)(4 cyl.)	USA 4831999 - 6432900	33- 97182Q	NGK BUHW-2	33- 14103Q	NGK BUZHW-2	
80 (80, 800)(4 cyl.)	AUS 8050200 and up	33- 97182Q	NGK BUHW-2	33- 14103Q	NGK BUZHW-2	
80 (80, 800)(4 cyl.)	BEL 9177625 - 9393855	33- 97182Q	NGK BUHW-2	33- 14103Q	NGK BUZHW-2	
80 (80, 800)(4 cyl.)	CAN 7110998 - 7208572	33- 97182Q	NGK BUHW-2	33- 14103Q	NGK BUZHW-2	
80 (3 cyl.)	USA 0A996142 - 0C221999	33- 97182Q	NGK BUHW-2	33- 14103Q	NGK BUZHW-2	
80 (3 cyl.)	BEL 9483121 - 9589038	33- 97182Q	NGK BUHW-2	33- 14103Q	NGK BUZHW-2	
80 JET	USA 0D283222 and up	33- 816737Q	NGK BP8H-N-10	33- 816837Q	NGK BPZ8H-N-10	.040
80 JET	BEL 9793577 and up	33- 816737Q	NGK BP8H-N-10	33- 816837Q	NGK BPZ8H-N-10	.040
85 (850)(6 cyl.)	1460999 - 1766823	33- 813413	NGK B7S	N/A	N/A	.025
85 (850)(4 cyl.)	USA 3493913 - 4831998	33- 97180Q	NGK BUHW	33- 14103550	NGK BUZHW	
85 (850)(4 cyl.)	AUS 8005440 - 8050199	33- 97180Q	NGK BUHW	33- 14103550	NGK BUZHW	
85 (850)(4 cyl.)	BEL 9011604 - 9177625	33- 97180Q	NGK BUHW	33- 14103550	NGK BUZHW	
85 (850)(4 cyl.)	CAN 7010108 - 7110997	33- 97180Q	NGK BUHW	33- 14103550	NGK BUZHW	
90 (900)	1766824 - 1869775	33- 813413	NGK B7S	N/A	N/A	.025
90 (90, 900)(6 cyl.)	USA 4845301 and up	33- 97180Q	NGK BUHW	33- 14103550	NGK BUZHW	
90 (90, 900)(6 cyl.)	AUS 8060545 and up	33- 97180Q	NGK BUHW	33- 14103550	NGK BUZHW	
90 (90, 900)(6 cyl.)	CAN 7111698 and up	33- 97180Q	NGK BUHW	33- 14103550	NGK BUZHW	
90 (3 cyl.)	USA 0A996142 and up	33- 97182Q	NGK BUHW-2	33- 14103Q	NGK BUZHW-2	
90 (3 cyl.)	BEL 9483121 and up	33- 97182Q	NGK BUHW-2	33- 14103Q	NGK BUZHW-2	
90 (3 cyl.)(1.5L Optimax)	USA 0T801000 and up	N/A	N/A	33- 892567Q	NGK IZFR5J	.032
95 (950)	1869776 - 1962186	33- 8M0114739	NGK B7HS	N/A	N/A	.030
95 (950)	1962187 - 2318585	33- 97180Q	NGK BUHW	33- 14103550	NGK BUZHW	
100 (1000)	1464949 - 2318585	33- 813413	NGK B7S	N/A	N/A	.025
100 (1000SS/1000BP)	2318586 - 3253111	33- 97180Q	NGK BUHW	33- 14103550	NGK BUZHW	
100 (4 cyl.)	USA 0B209468 - 0G960499	33- 816737Q	NGK BP8H-N-10	33- 816837Q	NGK BPZ8H-N-10	.040
100 (4 cyl.)	BEL 9523034 - 0P058999	33- 816737Q	NGK BP8H-N-10	33- 816837Q	NGK BPZ8H-N-10	.040
110 (1100)	1870204 - 1962661	33- 8M0114739	NGK B7HS	N/A	N/A	.030
110 (1100)	1962662 - 2314955	33- 97180Q	NGK BUHW	33- 14103550	NGK BUZHW	
115 (115, 1150)(6 cyl.)	USA 2836019 and up	33- 97180Q	NGK BUHW	33- 14103550	NGK BUZHW	
115 (115, 1150)(6 cyl.)	AUS 8008665 and up	33- 97180Q	NGK BUHW	33- 14103550	NGK BUZHW	
115 (115, 1150)(6 cyl.)	CAN 7010763 and up	33- 97180Q	NGK BUHW	33- 14103550	NGK BUZHW	
115 (4 cyl.)	USA 0C100000 and up	33- 816737Q	NGK BP8H-N-10	33- 816837Q	NGK BPZ8H-N-10	.040
115 (4 cyl.)	BEL 9559771 and up	33- 816737Q	NGK BP8H-N-10	33- 816837Q	NGK BPZ8H-N-10	.040

Model		Serial # Range	Standard Spark Plug Mercury Part Number	Standard Spark Plug Manufacturer's No.	Suppressor(resistor) Spark Plug Mercury No.	Suppressor(resistor) Spark Plug Manufacturer's No.	Gap
115 (3 cyl.)(1.5L Optimax)	USA	0T801000 and up	N/A	N/A	33-892567Q	NGK IZFR5J	.032
115 Pro XS	USA	1B751825 and up	N/A	N/A	33-892567Q	NGK IZFR5J	.032
125 (1250)(6 cyl.)		2314956 - 3253111	33-97180Q	NGK BUHW	33-14103550	NGK BUZHW	
125 (4 cyl.)	USA	0D283222 and up	33-816737Q	NGK BP8H-N-10	33-816837Q	NGK BPZ8H-N-10	.040
125 (4 cyl.)	BEL	9793577 and up	33-816737Q	NGK BP8H-N-10	33-816837Q	NGK BPZ8H-N-10	.040
135 (1350)(6 cyl.)		2839369 - 3293233	33-97180Q	NGK BUHW	33-14103550	NGK BUZHW	
140 (140, 1400)(6 cyl.)	USA	3293234 and up	33-97180Q	NGK BUHW	33-14103550	NGK BUZHW	
140 (140, 1400)(6 cyl.)	AUS	8052650 and up	33-97180Q	NGK BUHW	33-14103550	NGK BUZHW	
140 (140, 1400)(6 cyl.)	CAN	7112773 and up	33-97180Q	NGK BUHW	33-14103550	NGK BUZHW	
150 (1500)(6 cyl.)	USA	3502806 - 4865677	33-97180Q	NGK BUHW	33-14103550	NGK BUZHW	
150 (1500)(6 cyl.)	AUS	8005615 - 8052649	33-97180Q	NGK BUHW	33-14103550	NGK BUZHW	
150 (1500)(6 cyl.)	CAN	7010533 - 7112772	33-97180Q	NGK BUHW	33-14103550	NGK BUZHW	
V-135	USA	0A904646 and up	33-13686Q	NGK BU8H	33-14103568	NGK BUZ8H	
V-135 DFI	USA	0G590000 and up	N/A	N/A	33-889597Q	NGK IZFR5G	.032
V-150 (150, 1500) Carb	USA	4868998 - 0G960499	33-13686Q	NGK BU8H	33-14103568	NGK BUZ8H	
V-150 (150, 1500) Carb	USA	0G960500 and up	N/A	N/A	33-14814Q	NGK BPZ8HS-10	.040
V-150 EFI	USA	0D082000 - 0G960499	33-13686Q	NGK BU8H	33-14103568	NGK BUZ8H	
V-150 EFI	USA	0G960500 and up	N/A	N/A	33-14814Q	NGK BPZ8HS-10	.040
V-150 (XR2/4/6/Magnum II/III)	USA	4868998 - 0G960499	33-13686Q	NGK BU8H	33-14103568	NGK BUZ8H	
V-150 (XR2/4/6/Magnum II/III)	USA	0G960500 and up	N/A	N/A	33-14814Q	NGK BPZ8HS-10	.040
V-150 DFI	USA	0G590000 and up	N/A	N/A	33-889597Q	NGK IZFR5G	.032
V-150 ProXS	USA	1B690542 and up	N/A	N/A	33-843220Q	NGK IZFR6J	.042
V-175 (175, 1750) Carb	USA	4301235 - 0G960499	33-13686Q	NGK BU8H	33-14103568	NGK BUZ8H	
V-175 (175, 1750) Carb	AUS	8058870 and up	33-13686Q	NGK BU8H	33-14103568	NGK BUZ8H	
V-175 EFI	USA	0D000750 - 0G960499	33-13686Q	NGK BU8H	33-14103568	NGK BUZ8H	
V-175 EFI	USA	0G960500 - 0T800999	N/A	N/A	33-14814Q	NGK BPZ8HS-10	.040
V-175 DFI	USA	0T178500 and up	N/A	N/A	33-889597Q	NGK IZFR5G	.032
V-175 Pro XS	USA	1B516339 and up	N/A	N/A	33-843220Q	NGK IZFR6J	.042
V-200 (200, 2000) Carb	USA	4839034 - 0G960499	33-13686Q	NGK BU8H	33-14103568	NGK BUZ8H	
V-200 (200, 2000) Carb	AUS	8061595 - 8065672	33-13686Q	NGK BU8H	33-14103568	NGK BUZ8H	
V-200 (200, 2000) Carb	USA	0G960500 and up	N/A	N/A	33-14814Q	NGK BPZ8HS-10	.040
V-200 EFI	USA	0C100861 - 0C291520	N/A	N/A	33-14103568	NGK BUZ8H	
V-200 EFI	USA	0C291521 - 0G960499	33-13686Q	NGK BU8H	33-14103568	NGK BUZ8H	
V-200 EFI (2.5L)	USA	0G960500 and up	N/A	N/A	33-14814Q	NGK BPZ8HS-10	.040
V-200 EFI (3.0L)	USA	0T750164 and up	N/A	N/A	33-941	Champion QL77CC	.040
V-200 DFI	USA	0G386496 and up	N/A	N/A	33-889597Q	NGK IZFR5G	.032
V-200 Pro XS	USA	1B504989 and up	N/A	N/A	33-889597Q	NGK IZFR5G	.032
V-220 Laser	USA	0B117316 and up	N/A	N/A	33-14103568	NGK BUZ8H	
V-225 (2.4L)	USA	5628028 and up	33-13686Q	NGK BU8H	33-14103568	NGK BUZ8H	
V-225 (3.0L)Carb	USA	0D280813 - 0G437999	N/A	N/A	33-816837Q	NGK BPZ8H-N-10	.040
V-225 (3.0L)Carb	USA	0G438000 and up	N/A	N/A	33-941	Champion QL77CC	.035
V-225 Sea Pro & Marathon	USA	0G245605 and up	N/A	N/A	33-941	Champion QL77CC	.035
V-225 EFI(3.0L)	USA	0G129222 and up	N/A	N/A	33-941	Champion QL77CC	.035
V-225 DFI	USA	0G590000 and up	N/A	N/A	33-889597Q	NGK IZFR5G	.032
V-225 DFI (DTS)	USA	0G599000 and up	N/A	N/A	33-889597Q	NGK IZFR5G	.032
V-225 Pro XS	USA	1B104549 and up	N/A	N/A	33-843220Q	NGK IZFR6J	.042
V-250 (3.4L)	USA	0C101891 and up	33-13686Q	NGK BU8H	33-14103568	NGK BUZ8H	
V-250 EFI (3.0L)	USA	0G129222 and up	N/A	N/A	33-941	Champion QL77CC	.035
V-250 DFI (3.0L)	USA	1B528615 and up	N/A	N/A	33-843220Q	NGK IZFR6J	.042
V-250 Pro XS	USA	1B426561 and up	N/A	N/A	33-843220Q	NGK IZFR6J	.042
V-275 (3.4L)	USA	0C101891 and up	33-13686Q	NGK BU8H	33-14103568	NGK BUZ8H	
V-300 (3.4L)	USA	5611648 and up	33-13686Q	NGK BU8H	33-14103568	NGK BUZ8H	

Not all parts listed are available for the European, C.I.S., Africa and Middle East Markets.
For more information, please contact your local Mercury, Mariner, MerCruiser or Quicksilver Office.

SPARK PLUG APPLICATION CHART - EARLY MARINER

Spark Plug Application Chart - Early Mariner

Model	SN Code	Serial # Range	Standard Spark Plug Manufacturer's P/N	Standard Spark Plug Mercury P/N	Suppressor(Resistor) Spark Plug Manufacturer's P/N	Suppressor(Resistor) Spark Plug Mercury P/N	Gap
2A (M)	646	ALL - ALL	B6HS	33- 82370M 1	BR6HS	33-813472	.024
2B (M)	6A1	000101 - 011600	B6HS	33- 82370M 1	BR6HS	33-813472	.024
2B (M)	6A1	011601 and up	B5HS	33-8M0114737	BR5HS	N/A	.024
3.5 (M)	642	00000 - 23740	B7HS	33-8M0114739	BR7HS	N/A	.024
3.5 (ML)	642	00000 - 41690	B7HS	33-8M0114739	BR7HS	N/A	.024
3.5 (M)	642	23741 and up	B6HS	33- 82370M 1	BR6HS	33-813472	.024
3.5 (ML)	642	41691 and up	B6HS	33- 82370M 1	BR6HS	33-813472	.024
4A (M, ML)	6E0	ALL - ALL	B7HS	33- 8M0114739	BR7HS	N/A	.024
5A (M, ML)	661	ALL - ALL	B7HS	33- 8M0114739	BR7HS	N/A	.024
5C (M, ML)	6E3	ALL - ALL	B7HS	33- 8M0114739	BR7HS	N/A	.024
6C (M, ML)	6H8	ALL - ALL	B7HS-10	33-8M0114740	BR7HS-10	N/A	.039
6D (M, ML)	6H6	ALL - ALL	B7HS-10	33-8M0114740	BR7HS-10	N/A	.039
8A (M, ML)	655	ALL - ALL	B6HS	33- 82370M 1	BR6HS	33-813472	.024
8B (M, ML)	677	ALL - ALL	B7HS	33-8M0114739	BR7HS	N/A	.024
W8(M, ML)	677	ALL - ALL	B7HS	33-8M0114739	BR7HS	N/A	.024
8 Marathon	677	ALL - ALL	B7HS	33-8M0114739	BR7HS	N/A	.024
K8 (M, ML)	680	ALL - ALL	B6HS	33- 82370M 1	BR6HS	33-813472	.024
8C (M, ML, MUL)	6G1	ALL - ALL	B7HS-10	33-8M0114740	BR7HS-10	N/A	.039
9.9C (M)	682	000551 - 032885	B7HS	33-8M0114739	BR7HS	N/A	.024
9.9C (ML)	682	300826 - 338410	B7HS	33-8M0114739	BR7HS	N/A	.024
9.9C (E)	682	250101 - 250945	B7HS	33-8M0114739	BR7HS	N/A	.024
9.9C (EL)	682	550141 - 552315	B7HS	33-8M0114739	BR7HS	N/A	.024
9.9C (M)	682	032886 and up	B7HS-10	33-8M0114740	BR7HS-10	N/A	.039
9.9C (ML)	682	338411 and up	B7HS-10	33-8M0114740	BR7HS-10	N/A	.039
9.9C (E)	682	250946 and up	B7HS-10	33-8M0114740	BR7HS-10	N/A	.039
9.9C (EL)	682	552316 and up	B7HS-10	33-8M0114740	BR7HS-10	N/A	.039
15A (M, ML)	651	ALL - ALL	B7HS	33-8M0114739	BR7HS	N/A	.024
15C (M)	684	000101 - 020025	B7HS	33-8M0114739	BR7HS	N/A	.024
15C (ML)	684	300101 - 316415	B7HS	33-8M0114739	BR7HS	N/A	.024
15C (E)	684	250101 - 251060	B7HS	33-8M0114739	BR7HS	N/A	.024
15C (EL)	684	550101 - 551615	B7HS	33-8M0114739	BR7HS	N/A	.024
15C (M)	684	020026 and up	B7HS-10	33-8M0114740	BR7HS-10	N/A	.039
15C (ML)	684	316416 and up	B7HS-10	33-8M0114740	BR7HS-10	N/A	.039
15C (E)	684	251061 and up	B7HS-10	33-8M0114740	BR7HS-10	N/A	.039
15C (EL)	684	551616 and up	B7HS-10	33-8M0114740	BR7HS-10	N/A	.039
W15	662	ALL - ALL	B7HS	33-8M0114739	BR7HS	N/A	.024
W15B	684	ALL - ALL	B7HS	33-8M0114739	BR7HS	N/A	.024
W15(Marathon) (M,ML, MUL)	684	ALL - ALL	B7HS-10	33-8M0114740	BR7HS-10	N/A	.039
K15 (M, ML)	669	ALL - ALL	B6HS	33- 82370M 1	BR6HS	33-813472	.024
K15 (M, ML)	6K4	ALL - ALL	B7HS-10	33-8M0114740	BR7HS-10	N/A	.039
K15 (M, ML)	6M7	ALL - ALL	B7HS-10	33-8M0114740	BR7HS-10	N/A	.039
20A (M, ML)	653	ALL - ALL	B6HS	33- 82370M 1	BR6HS	33-813472	.024
20C (M, ML, E, EL)	6A9	ALL - ALL	B7HS	33-8M0114739	BR7HS	N/A	.024
25A (M, ML, E, EL)	648	ALL - ALL	B7HS	33-8M0114739	BR7HS	N/A	.024
25C (M, ML, E, EL)	695	ALL - ALL	B7HS	33-8M0114739	BR7HS	N/A	.024
W25 (M, ML)	648	ALL - ALL	B7HS	33-8M0114739	BR7HS	N/A	.024
W25 (M, ML)	695	ALL - ALL	B7HS	33-8M0114739	BR7HS	N/A	.024

Model	SN Code	Serial # Range	Standard Spark Plug Manufacturer's P/N	Standard Spark Plug Mercury P/N	Suppressor(Resistor) Spark Plug Manufacturer's P/N	Suppressor(Resistor) Spark Plug Mercury P/N	Gap
W25 (Marathon)(M, ML)	694	ALL - ALL	B7HS	33-8M0114739	BR7HS	N/A	.024
K25 (M, ML)	6A4	ALL - ALL	B7HS	33-8M0114739	BR7HS	N/A	.024
28 (M, ML, E, EL)	664	ALL - ALL	B7HS	33-8M0114739	BR7HS	N/A	.024
30A (M, ML, E, EL)	689	ALL - ALL	B7HS	33-8M0114739	BR7HS	N/A	.024
W30 (Marathon)(M, ML)	689	ALL - ALL	B7HS	33-8M0114739	BR7HS	N/A	.024
40A (M, ML, E, EL)	676	ALL - ALL	B8HS	33-8M0114741	BR8HS	N/A	.024
40B (M, ML, E, EL)	676	ALL - ALL	B8HS	33-8M0114741	BR8HS	N/A	.024
40C (M, ML, E, EL)	6E9	ALL - ALL	B8HS	33-8M0114741	BR8HS	N/A	.024
W40 (M, ML)	676	ALL - ALL	B8HS	33-8M0114741	BR8HS	N/A	.024
W40 (Marathon)(M, ML)	6F6	ALL - ALL	B7HS	33-8M0114739	BR7HS	N/A	.024
K40 (M, ML)	6F5	ALL - ALL	B7HS	33-8M0114739	BR7HS	N/A	.024
48 (M, ML)	670	ALL - ALL	B7HS	33-8M0114739	BR7HS	N/A	.024
W48 (M,ML)	670 A	ALL - ALL	B7HS	33-8M0114739	BR7HS	N/A	.024
55 (M, ML)	663	ALL - ALL	B8HS	33-8M0114741	BR8HS	N/A	.024
55 (E)	663	00000 - 004040	B8HS	33-8M0114741	BR8HS	N/A	.024
55 (EL)	663	00000 - 315378	B8HS	33-8M0114741	BR8HS	N/A	.024
55 (E)	663	004041 and up	B8HS-10	N/A	BR8HS-10	33-824406 8	.039
55 (EL)	663	315379 and up	B8HS-10	N/A	BR8HS-10	33-824406 8	.039
W55 (ML)	663	ALL - ALL	B7HS	33-8M0114739	BR7HS	N/A	.024
60 (E)	675	000101 - 000780	B8HS	33-8M0114741	BR8HS	N/A	.024
60 (EL)	675	300101 - 302050	B8HS	33-8M0114741	BR8HS	N/A	.024
60 (E)	675	000781 and up	B8HS-10	N/A	BR8HS-10	33-824406 8	.039
60 (EL)	675	302051 and up	B8HS-10	N/A	BR8HS-10	33-824406 8	.039
60 (E, EL)	6FO	ALL - ALL	B8HS-10	N/A	BR8HS-10	33-824406 8	.039

HEAVY ABRASION WATER PUMP KIT


HEAVY ABRASION RESISTANT WATER PUMP



8M0092022

Heavy duty face plate and housing designed to improve life in highly abrasive water conditions.
Fits the F60 BigFoot/Command Thrust FourStroke outboards and the F75-115 FourStroke outboards.

HEAVY ABRASION RESISTANT WATER PUMP



8M0137849

Heavy duty face plate and housing designed to improve life in highly abrasive water conditions.
15/20 EFI FourStroke outboards, 0R833820 and above.
Quicksilver Branded

OUTBOARD

HIGH ENERGY IGNITION KIT

HIGH ENERGY ALTERNATOR KITS

Replace standard stators with optional ones having alternator coils of higher amperage output.

HIGH ENERGY ALTERNATOR KITS



856557A 1

Kit contains alternator and regulator/rectifier to convert from 6 amp output to 10 amp output.

Fits Mercury/Mariner 9.9 hp. FourStroke (USA 0G760300-0T979999, BEL 0P075166-0P325499) and 15 hp., 323cc. FourStroke (USA 0G590000-1B727495).

HIGH ENERGY ALTERNATOR KITS



398-852387A 6

Kit contains alternator and regulator/rectifier to convert from 6 amp output to 15 amp output.

Fits Mercury/Mariner 25 hp. Carbureted FourStroke (0G590000 and newer), 30 (3 cyl.) FourStroke (MY1999-2005) and 40 (3 cyl.) FourStroke (MY1999 & newer).

VOLTAGE REGULATOR KIT

Wires to existing rectifier on electric models with no existing regulator. Designed to regulate voltage to a 14.5 volt maximum output.

VOLTAGE REGULATOR KIT



88825A 6

Kit contains voltage regulator, wiring and mounting hardware.

Fits Mercury / Mariner 35/40 (2 cyl.), 45/50 (4 cyl.), 50/60 (3 cyl. USA 6428681-0D000749, BEL 9385911-9683054, CAN 7208333 & above), 75/80 (4 cyl.), 70/75/80/90 (3 cyl.), 100/115 (4 cyl.), In-Line Six (6 cyl.) and V-6 Outboards (except 300/3.4L).

VOLTAGE REGULATOR/RECTIFIER KIT

Replaces existing rectifier on electric models and provides DC current regulated to a maximum of 14.5 volts.

VOLTAGE REGULATOR/RECTIFIER KIT



815279A 3

Kit contains regulator/rectifier, wiring and mounting hardware.

Fits Mercury / Mariner 40 (4 cyl. 1989 & newer) and 50/60 (3 cyl. USA 0D000750-0D181999, BEL 9683055-9740999) with enclosed box type electrical plates.

LIGHTING COIL KITS

For manual starting outboards. Supplies A.C. current which requires either a regulator for lighting-only or a rectifier kit for D.C. battery charging.

LIGHTING COIL KIT



16074T05

Includes a required new flywheel assembly. Provides AC current.

Fits Mercury/Mariner F4/5/6 HP. FourStroke outboards (0R067090-0R411837).

LIGHTING COIL KIT



16837A 2

Kit contains alternator coils, screws and clamp for mounting under flywheel assembly. Provides 12 V, 60 W power.

Fits Mercury/Mariner 4/5 hp. 2 cycle outboards (MY1999 & newer), and 4/5/6 hp. FourStroke outboards (MY1999-2005).

LIGHTING COIL KIT



42282A 4

Kit contains alternator coils, screws and clamp for mounting under flywheel assembly. Provides 12 V, 60 W power.
Fits various Mercury/Mariner 6 hp. Thru 40 hp. (2 cyl.) 2 cycle outboards. See application chart for specific engine models.

LIGHTING COIL KIT



8M0056548

Includes the lighting coils and a required new flywheel assembly. Provides AC current.
Fits Mercury/Mariner 4/5/6 FourStroke outboards beginning with 0R426997. Check the application chart as all models do not require this kit.

LIGHTING REGULATORS

For use with lighting coils, these provide regulated A.C. current.

LIGHTING REGULATOR



84125T

Fits Mercury / Mariner 4/5 hp. 2 cycle, 4/5/6/8/9.9 hp. 4-Stroke, and Mariner 15/30/40 hp. (Japanese origin). See application chart for specific engine models.

HARNESS



84- 17175

LIGHTING REGULATOR KIT



95845A 5

Kit contains voltage regulator, wiring and mounting hardware.
Fits various Mercury/Mariner 6 hp. Thru 60 hp. 2 cycle outboards. See application chart for specific engine models.

LIGHTING COIL KITS CHART - MERCURY/MARINER

Mercury/Mariner Lighting Coil Kits

Model	Brand	Model Notes	Year Range	Serial # Range	Lighting Coil Kits	Lighting Only Regulators
4	Mercury/Mariner		1990 - 2019	USA 0A855097 and up	16837A 2	84125T(2)
4	Mercury/Mariner		1990 - 2019	BEL 9586000 and up	16837A 2	84125T(2)
4	Mariner	Early Japanese		6E0/6E3 Models and up	N.L.A.	84125T(2)
4 FourStroke	Mercury/Mariner		1999 - 2005	JPN 0R000001 - 0R067089	16837A 2	84125T(2)
4 FourStroke	Mercury/Mariner		1999 - 2005	BEL 0P073456 - 0P400999	16837A 2	84125T(2)
4 FourStroke	Mercury/Mariner		2006 - 2011	JPN 0R067090 - 0R411837	16074T05	N/A
4 FourStroke	Mercury/Mariner		2006 - 2011	BEL 0P401000 - 0R411837	16074T05	N/A
4 FourStroke	Mercury/Mariner		2011	JPN 0R411838 - 0R426996	N/A(1)	84125T(2)
4 FourStroke	Mercury/Mariner		2011 - 2019	JPN 0R426997 and up	8M0056548	84125T(2)
5	Mercury/Mariner		1990 - 2019	USA 0A855097 and up	16837A 2	84125T(2)
5	Mercury/Mariner		1990 - 2019	BEL 9586000 and up	16837A 2	84125T(2)
5	Mariner	Early Japanese		6E0/6E3 Models and up	N.L.A.	84125T(2)
5 FourStroke	Mercury/Mariner		1999 - 2005	JPN 0R000001 - 0R067089	16837A 2	84125T(2)
5 FourStroke	Mercury/Mariner		1999 - 2005	BEL 0P073456 - 0P400999	16837A 2	84125T(2)
5 FourStroke	Mercury/Mariner		2006 - 2011	JPN 0R067090 - 0R411837	16074T05	N/A
5 FourStroke	Mercury/Mariner		2006 - 2011	BEL 0P401000 - 0R411837	16074T05	N/A
5 FourStroke	Mercury/Mariner		2011	JPN 0R411838 - 0R426996	N/A(1)	84125T(2)
5 FourStroke	Mercury/Marine	Sailpower	2011 - 2019	JPN 0R426997 and up	N/A(1)	84125T(2)
		Non-EPA			N/A(1)	84125T(2)
		EPA Models			8M0056548	84125T(2)
6	Mercury/Mariner		1986 - 2003	USA 0A197112 - 0T800749	42282A 4	95845A 5
6	Mercury/Mariner		1986 - 2019	BEL 9461526 and up	42282A 4	95845A 5
6 FourStroke	Mercury/Mariner		1999 - 2005	JPN 0R000001 - 0R067089	16837A 2	84125T(2)
6 FourStroke	Mercury/Mariner		1999 - 2005	BEL 0P073456 - 0O400999	16837A 2	84125T(2)
6 FourStroke	Mercury/Mariner		2006 - 2011	JPN 0R067090 - 0R411837	16074T05	N/A
6 FourStroke	Mercury/Mariner		2006 - 2011	BEL 0P401000 - 0R411837	16074T05	N/A
6 FourStroke	Mercury/Mariner		2011	JPN 0R411838 - 0R426996	N/A(1)	84125T(2)
6 FourStroke	Mercury/Mariner		2011 - 2019	JPN 0R426997 and up	8M0056548	84125T(2)
8	Mercury/Mariner		1986 - 2019	USA 0A197112 and up	42282A 4	95845A 5
8	Mercury/Mariner		1986 - 2019	BEL 9461526 and up	42282A 4	95845A 5
8 FourStroke	Mercury/Mariner	232 cc. Bodensee	1995 - 1998	USA 0H000058 - 0H017099	N/A	84125T(2)
8 FourStroke	Mercury/Mariner	232 cc. Bodensee	1999 - 2000	USA 0G760300 - 0T178499	N/A(1)	84125T(2)
8 FourStroke	Mercury/Mariner	323 cc. Bodensee	2001 - 2004	BEL 0P086824 - 0P325499	N/A(1)	84125T(2)
8 FourStroke	Mercury/Mariner		2005 - 2019	USA 0R042475 and up	(3)	(3)
8 FourStroke	Mercury/Mariner		2005 - 2019	BEL 0P325500 and up	(3)	(3)
9.9	Mercury/Mariner		1986 - 2019	USA 0A197112 and up	42282A 4	95845A 5
9.9	Mercury/Mariner		1986 - 2019	BEL 9461526 and up	42282A 4	95845A 5
9.9 FourStroke	Mercury/Mariner	232 cc.	1995 - 1998	USA 0H000058 - 0H016909	N/A(1)	84125T(2)
9.9 FourStroke	Mercury/Mariner	323 cc.	1999 - 2004	USA 0T979999 and up	N/A(1)	84125T(2)
9.9 FourStroke	Mercury/Mariner	323 cc.	1999 - 2004	BEL 0P325499 and up	N/A(1)	84125T(2)
9.9 FourStroke	Mercury/Mariner		2005 - 2019	JPN 0R042475 and up	(3)	(3)
9.9 FourStroke	Mercury/Mariner		2005 - 2019	BEL 0P325500 and up	(3)	(3)
15	Mercury/Mariner		1986 - 2019	JPN 0A197112 and up	42282A 4	95845A 5
15	Mercury/Mariner		1986 - 2019	BEL 9461526 and up	42282A 4	95845A 5
15	Mariner	Early Japanese	Prior to - 1988		N.L.A.	84125T(2)

Model	Brand	Model Notes	Year Range	Serial # Range	Lighting Coil Kits	Lighting Only Regulators
15 FourStroke	Mercury/Mariner	323 cc.	1998 - 2008	USA 0G590000 and up	N/A(1)	84125T(2)
15 FourStroke	Mercury/Mariner	323 cc.	1998 - 2008	BEL 9973100 and up	N/A(1)	84125T(2)
15 FourStroke	Mercury/Mariner	351 cc.	2008 - 2019	JPN 0R235949 - 0R833819	N/A(1)	N/A(3)
18	Mercury/Mariner		1980 - 1985	USA 5837437 and up	42282A 4	95845A 5
18	Mercury/Mariner		1980 - 1983	AUS 8071973 and up	42282A 4	95845A 5
18	Mercury/Mariner		1980 - 1985	BEL 9308306 and up	42282A 4	95845A 5
18	Mercury/Mariner		1980 - 1985	CAN 7173723 and up	42282A 4	95845A 5
20	Mercury/Mariner		1986 - 2003	USA 6443973 - 0T800749	42282A 4	95845A 5
20	Mercury/Mariner		1986 - 2019	BEL 9415101 and up	42282A 4	95845A 5
20	Mercury/Mariner		1986 - 2003	CAN 7209533 and up	42282A 4	95845A 5
20 FourStroke	Mercury/Mariner		2008 - 2019	JPN 0R235168 - 0R833819	N/A(1)	N/A(3)
25	Mercury/Mariner		1980 - 2019	USA 5837437 and up	42282A 4	95845A 5
25	Mercury/Mariner		1980 - 2019	AUS 8071973 and up	42282A 4	95845A 5
25	Mercury/Mariner		1980 - 2019	BEL 9308306 and up	42282A 4	95845A 5
25	Mercury/Mariner		1980 - 2019	CAN 7173723 and up	42282A 4	95845A 5
25 FourStroke	Mercury/Mariner	Carb model only	1998 - 2006	USA 0G590000 and up	(3)	(3)
25 FourStroke	Mercury/Mariner	Carb model only	1998 - 2006	BEL 9973100 and up	(3)	(3)
30	Mariner	2 cylinder, Early Japanese			N.L.A.	84125T(2)
30	Mercury/Mariner	2 cylinder, 644 cc.	1994 - 2002	USA 0G053314 - 0T598999	N/A(1)	95845A 5
30	Mercury/Mariner	2 cylinder, 644 cc.	1994 - 2002	BEL 9854537 - 0P206999	N/A(1)	95845A 5
35	Mercury/Mariner	2 cylinder	1984 - 2019	USA 6445653 and up	42282A 4	95845A 5
35	Mercury/Mariner	2 cylinder	1984 - 2019	BEL 9384476 and up	42282A 4	95845A 5
35	Mercury/Mariner	2 cylinder	1984 - 2019	CAN 7209608 and up	42282A 4	95845A 5
40	Mariner	2 cylinder, Early Japanese			N.L.A.	84125T(2)
40	Mercury/Mariner	2 cylinder	1980 - 1984	USA 5823918 - 0G053313	42282A 4	95845A 5
40	Mercury/Mariner	2 cylinder	1980 - 1984	AUS 8070640 and up	42282A 4	95845A 5
40	Mercury/Mariner	2 cylinder	1980 - 1984	BEL 9298955 - 9854536	42282A 4	95845A 5
40	Mercury/Mariner	2 cylinder	1980 - 1984	CAN 7169338 and up	42282A 4	95845A 5
40	Mercury/Mariner	2 cylinder, 644 cc.	1994 - 2003	USA 0G053314 - 0T800749	N/A(1)	95845A 5
40	Mercury/Mariner	2 cylinder, 644 cc.	1994 - 2003	BEL 9854537 - 0P267999	N/A(1)	95845A 5
40	Mercury/Mariner	3 cylinder	1997 - 2019	USA 0G531301 and up	N/A(1)	95845A 5
40	Mercury/Mariner	3 cylinder	1997 - 2019	BEL 9973100 and up	N/A(1)	95845A 5
40	Mercury/Mariner	4 cylinder	1989 - 1997	USA 0C159200 and up	N.L.A.	95845A 5
40	Mercury/Mariner	4 cylinder	1989 - 1997	BEL 9570790 and up	N.L.A.	95845A 5
45	Mercury/Mariner	4 cylinder	1986 - 1989	USA 0A914859 and up	N.L.A.	95845A 5
45	Mercury/Mariner	4 cylinder	1986 - 1989	AUS 8063985 and up	N.L.A.	95845A 5
45	Mercury/Mariner	4 cylinder	1986 - 1989	BEL 9248006 and up	N.L.A.	95845A 5
45	Mercury/Mariner	4 cylinder	1986 - 1989	CAN 0A709616 and up	N.L.A.	95845A 5
50	Mercury/Mariner	4 cylinder	1980 - 1985	USA 5531630 - 0A914858	N.L.A.	95845A 5
50	Mercury/Mariner	4 cylinder	1980 - 1985	AUS 8063985 - 8063984	N.L.A.	95845A 5
50	Mercury/Mariner	4 cylinder	1980 - 1985	BEL 9248006 - 9248005	N.L.A.	95845A 5
50	Mercury/Mariner	4 cylinder	1980 - 1985	CAN 7143688 - 0A709615	N.L.A.	95845A 5
55	Mercury/Mariner	51.8 CID	1996 - 1997	USA 0D000750 - 0G589999	N/A(1)	95845A 5
55	Mercury/Mariner	51.8 CID	1996 - 1997	BEL 9741042 - 9973099	N/A(1)	95845A 5
55	Mercury/Mariner	59 CID	1998 - 2019	USA 0G590000 and up	N/A(1)	95845A 5
55	Mercury/Mariner	59 CID	1998 - 2019	BEL 9973100 and up	N/A(1)	95845A 5
60	Mercury/Mariner	59 CID	1998 - 2019	USA 0G590000 and up	N/A(1)	95845A 5
60	Mercury/Mariner	59 CID	1998 - 2019	BEL 9973100 and up	N/A(1)	95845A 5

(1) Lighting coils are already a part of the stator assembly and not required as a separate kit.

(2) Harness 84-17175 required to complete assembly.

(3) No kit available for this model.

BATTERY CHARGING KIT

For use with lighting coils, these provide D.C. current for recharging a 12 volt battery.

BATTERY CHARGING KIT



16838A 4

Kit contains voltage rectifier, wiring and mounting hardware.
Fits Mercury/Mariner 4/5 hp. 2 cycle and FourStroke outboards. See chart for specific engine models.

BATTERY CHARGING KIT



83-8M0060278

Kit contains voltage rectifier and fused wiring.
Fits older Mariner Models 4A, 5C, 8B, 8K, 9.9C, 15C, 20C, 25C, K25, 28, K40, 40 twin, and various Marathon models (all of Japanese origin). Please use the Electronic Parts Catalog to identify the correct model usage.

BATTERY CHARGING KIT



62351A10

Kit contains voltage rectifier, wiring and mounting hardware.
Fits various Mercury/Mariner 6 hp. thru 60 hp. 2 cycle outboards. See application chart for specific engine models.

BATTERY CHARGING KIT



83- 70350A 2

Kit contains voltage rectifier and wiring. Also requires additional harness from lighting coil to rectifier.
Fits Mariner 15/30/40 hp. (2 cyl.) 2 cycle outboards of Japanese origin. See application chart for specific engine models.

BATTERY CHARGING KIT



828038A 1

Kit contains voltage rectifier, wiring and mounting hardware.
Fits Mercury/Mariner 9.9 hp. FourStroke, 1995 - 1998, and 8 hp. FourStroke (Bodensee) engines 1995-2000.

BATTERY CHARGING KIT



895299A02

A kit designed to provide 6 amp battery charging capability at wide open throttle to a manual start outboard.
Fits the 8/9.9 hp. FourStroke, Model Year 2005 and newer, both standard and BigFoot models.

BATTERY CHARGING KIT



895299A03

Allows manual start models to provide a 12 amp charge to a 12 volt battery at wide open throttle.
Fits the 15/20 Hp. FourStroke (351cc) outboard, serial number 0R235168 - 0R833819.

BATTERY CHARGING KIT



898103A90

Allows manual start models to charge 15 amps to a 12 volt battery at wide open throttle.
Fits the 25-30 Hp EFI FourStroke outboard, serial number 0R106999 & above.

BATTERY CHARGING KIT



8M0056549

Kit contains volatge rectifier, wiring and mounting hardware. Used for providing a 4 amp DC charge to a 12 volt battery at wide open throttle.
Fits Mercury/Mariner 4/5/6hp. FourStroke outboards beginning with serial number 0R411838. Some models may require lighting coils be added. See application chart for specific models.

BATTERY CHARGING KIT



8M0137842

Kit contains voltage rectifier and mounting hardware.
15/20 EFI FourStroke outboard, 0R833820 and above.
Quicksilver Branded

HARNES ASSEMBLY

Used to complete a battery charging kit application.

HARNES ASSEMBLY



84- 86939A 2

Fits Mariner 15/30/40 hp. (2 cyl.) 2 cycle outboards of Japanese origin. See application chart for specific engine models.

HARNES ASSEMBLY



856558A 2

Connects to existing voltage regulator/rectifier. Manual motors within the serial groups listed below have standard 6 amp charging and electric models are 10 amp standard.
Fits Mercury/Mariner 8 hp. FourStroke (BEL 0P086824-0P325499), 9.9 hp. FourStroke (USA 0G760300-0T979999) and 15 hp., 323cc. FourStroke (USA 0G590000-1B727495).

BATTERY CHARGING KITS CHART - MERCURY/MARINER

Mercury/Mariner Battery Charging Kits

Model	Brand	Model Notes	Year Range	Country	Serial # Range	Lighting Coil Kits	Charging Rectifier Kits	Extra Required Harness
4	Mercury/Mariner		1990 - 2019	USA	0A855097 and up	16837A 2	16838A 4	N/A
4	Mercury/Mariner		1990 - 2019	BEL	9586000 and up	16837A 2	16838A 4	N/A
4	Mariner	Early Japanese			6E0/6E3 Models and up	N.L.A.	83-8M0060278	N/A
4 FourStroke	Mercury/Mariner		1999 - 2005	JPN	0R000001 - 0R067089	16837A 2	16838A 4	N/A
4 FourStroke	Mercury/Mariner		1999 - 2005	BEL	0P073456 - 0P400999	16837A 2	16838A 4	N/A

Not all parts listed are available for the European, C.I.S., Africa and Middle East Markets.
For more information, please contact your local Mercury, Mariner, MerCruiser or Quicksilver Office.

OUTBOARD

Model	Brand	Model Notes	Year Range	Country	Serial # Range	Lighting Coil Kits	Charging Rectifier Kits	Extra Required Harness
4 FourStroke	Mercury/Mariner		2006 - 2011	JPN	0R067090 - 0R411837	16074T05	16838A 4	N/A
4 FourStroke	Mercury/Mariner		2006 - 2011	BEL	0P401000 - 0R411837	16074T05	16838A 4	N/A
4 FourStroke	Mercury/Mariner		2011	JPN	0R411838 - 0R426996	N/A(1)	8M0056549	N/A
4 FourStroke	Mercury/Mariner		2011 - 2019	JPN	0R426997 and up	8M0056548	8M0056549	N/A
5	Mercury/Mariner		1990 - 2019	USA	0A855097 and up	16837A 2	16838A 4	N/A
5	Mercury/Mariner		1990 - 2019	BEL	9586000 and up	16837A 2	16838A 4	N/A
5	Mariner	Early Japanese			6E0/6E3 Models and up	N.L.A.	83-8M0060278	N/A
5 FourStroke	Mercury/Mariner		1999 - 2005	JPN	0R000001 - 0R067089	16837A 2	16838A 4	N/A
5 FourStroke	Mercury/Mariner		1999 - 2005	BEL	0P073456 - 0P400999	16837A 2	16838A 4	N/A
5 FourStroke	Mercury/Mariner		2006 - 2011	JPN	0R067090 - 0R411837	16074T05	16838A 4	N/A
5 FourStroke	Mercury/Mariner		2006 - 2011	BEL	0P401000 - 0R411837	16074T05	16838A 4	N/A
5 FourStroke	Mercury/Mariner		2011	JPN	0R411838 - 0R426996	N/A(1)	8M0056549	N/A
5 FourStroke	Mercury/Mariner	Sailpower	2011 - 2019	JPN	0R426997 and up	N/A(1)	8M0056549	N/A
		ML model, non-EPA				N/A(1)	8M0056549	N/A
		EPA and all other models				8M0056548	8M0056549	N/A
6	Mercury/Mariner		1986 - 2003	USA	0A197112 - 0T800749	42282A 4	62351A10	N/A
6	Mercury/Mariner		1986 - 2019	BEL	9461526 and up	42282A 4	62351A10	N/A
6 FourStroke	Mercury/Mariner		1999 - 2005	JPN	0R000001 - 0R067089	16837A 2	16838A 4	N/A
6 FourStroke	Mercury/Mariner		1999 - 2005	BEL	0P073456 - 0P400999	16837A 2	16838A 4	N/A
6 FourStroke	Mercury/Mariner		2006 - 2011	JPN	0R067090 - 0R411837	16074T05	16838A 4	N/A
6 FourStroke	Mercury/Mariner		2006 - 2011	BEL	0P401000 - 0R411837	16074T05	16838A 4	N/A
6 FourStroke	Mercury/Mariner		2011	JPN	0R411838 - 0R426996	N/A(1)	8M0056549	N/A
6 FourStroke	Mercury/Mariner		2011 - 2019	JPN	0R426997 and up	8M0056548	8M0056549	N/A
8	Mercury/Mariner		1986 - 2019	USA	0A197112 and up	42282A 4	62351A10	N/A
8	Mercury/Mariner		1986 - 2019	BEL	9461526 and up	42282A 4	62351A10	N/A
8 FourStroke	Mercury/Mariner	232 cc. Bodensee	1995 - 1998	USA	0H000058 - 0H017099	N/A	828038A 1	N/A
8 FourStroke	Mercury/Mariner	232 cc. Bodensee	1999 - 2000	USA	0G760300 - 0T178499	N/A(1)	828038A 1	N/A
8 FourStroke	Mercury/Mariner	323 cc. Bodensee	2001 - 2004	BEL	0P086824 - 0P325499	N/A(1)	N/A(2)	856558A 2
8 FourStroke	Mercury/Mariner	209 cc.	2005 - 2019	JPN	0R042575 and up	N/A(4)	895299A02	N/A
8 FourStroke	Mercury/Mariner		2005 - 2019	BEL	0P325500 and up	N/A(4)	895299A02	N/A
9.9	Mercury/Mariner		1986 - 2019	USA	0A197112 and up	42282A 4	62351A10	N/A
9.9	Mercury/Mariner		1986 - 2019	BEL	9461526 and up	42282A 4	62351A10	N/A
9.9 FourStroke	Mercury/Mariner	232 cc.	1995 - 1998	USA	0H000058 - 0H016909	N/A(1)	828038A 1	N/A
9.9 FourStroke	Mercury/Mariner	323 cc.	1999 - 2004	USA	0G760300 - 0T979999	N/A(1)	N/A(2)	856558A 2
9.9 FourStroke	Mercury/Mariner	323 cc.	1999 - 2004	BEL	0P075166 - 0P325499	N/A(1)	N/A(2)	856558A 2
9.9 FourStroke	Mercury/Mariner	209 cc.	2005 - 2019	JPN	0R042475 and up	N/A(4)	895299A02	N/A
9.9 FourStroke	Mercury/Mariner		2005 - 2019	BEL	0P325500 and up	N/A(4)	895299A02	N/A
15	Mercury/Mariner		1986 - 2019	USA	0A197112 and up	42282A 4	62351A10	N/A
15	Mercury/Mariner		1986 - 2019	BEL	9461526 and up	42282A 4	62351A10	N/A
15	Mariner	Early Japanese	Prior to - 1988			N.L.A.	83- 70350A 2	84- 86939A 2
15 FourStroke	Mercury/Mariner	323 cc.	1998 - 2008	USA	0G590000 and up	N/A(1)	N/A(2)	856558A 2
15 FourStroke	Mercury/Mariner		1998 - 2008	BEL	9973100 and up	N/A(1)	N/A(2)	856558A 2
15 FourStroke	Mercury/Mariner		2008 - 2019	JPN	0R235949 - 0R833819	N/A	895299A03	N/A
15 EFI FourStroke	Mercury/Mariner		2017 - 2019	JPN	0R833820 and up	N/A	8M0137842	N/A
18	Mercury/Mariner		1980 - 1985	USA	5837437 and up	42282A 4	62351A10	N/A
18	Mercury/Mariner		1980 - 1983	AUS	8071973 and up	42282A 4	62351A10	N/A
18	Mercury/Mariner		1980 - 1985	BEL	9308306 and up	42282A 4	62351A10	N/A
18	Mercury/Mariner		1980 - 1985	CAN	7173723 and up	42282A 4	62351A10	N/A
20	Mercury/Mariner		1986 - 2003	USA	6443973 - 0T800749	42282A 4	62351A10	N/A
20	Mercury/Mariner		1986 - 2019	BEL	9415101 and up	42282A 4	62351A10	N/A
20	Mercury/Mariner		1986 - 2003	CAN	7209533 and up	42282A 4	62351A10	N/A

Model	Brand	Model Notes	Year Range	Country	Serial # Range	Lighting Coil Kits	Charging Rectifier Kits	Extra Required Harness
20 FourStroke	Mercury/Mariner		2008 - 2019	JPN	0R235168 - 0R833819	N/A	895299A03	N/A
20 EFI FourStroke	Mercury/Mariner		2017 - 2019	JPN	0R833820 and up	N/A	8M0137842	N/A
25	Mercury/Mariner		1980 - 2019	USA	5837437 and up	42282A 4	62351A10	N/A
25	Mercury/Mariner		1980 - 2019	AUS	8071973 and up	42282A 4	62351A10	N/A
25	Mercury/Mariner		1980 - 2019	BEL	9308306 and up	42282A 4	62351A10	N/A
25	Mercury/Mariner		1980 - 2019	CAN	7173723 and up	42282A 4	62351A10	N/A
25 FourStroke	Mercury/Mariner	Carb models	1998 - 2006	USA	0G590000 and up	(3)	(3)	N/A
25 FourStroke	Mercury/Mariner	Carn models	1998 - 2006	BEL	9973100 and up	(3)	(3)	N/A
25 FourStroke	Mercury/Mariner	EFI models	2006 - 2019	JPN	0R106999 and up	(4)	898103A90	N/A
25 FourStroke	Mercury/Mariner	EFI models	2006 - 2019	BEL	0P401000 and up	(4)	898103A90	N/A
30	Mariner	2 cylinder, Early Japanese				N.L.A.	83- 70350A 2	84- 86939A 2
30	Mercury/Mariner	2 cylinder, 644 cc.	1994 - 2002	USA	0G053314 - 0T598999	N/A(1)	62351A10	N/A
30	Mercury/Mariner	2 cylinder, 644 cc.	1994 - 2002	BEL	9854537 - 0P206999	N/A(1)	62351A10	N/A
30 FourStroke	Mercury/Mariner	EFI models	2006 - 2019	JPN	0R106999 and up	(4)	898103A90	N/A
30 FourStroke	Mercury/Mariner	EFI models	2006 - 2019	BEL	0P401000 and up	(4)	898103A90	N/A
35	Mercury/Mariner	2 cylinder	1984 - 2019	USA	6445653 and up	42282A 4	62351A10	N/A
35	Mercury/Mariner	2 cylinder	1984 - 2019	BEL	9384476 and up	42282A 4	62351A10	N/A
35	Mercury/Mariner	2 cylinder	1984 - 2019	CAN	7209608 and up	42282A 4	62351A10	N/A
40	Mariner	2 cylinder, Early Japanese				N.L.A.	83- 70350A 2	84- 86939A 2
40	Mercury/Mariner	2 cylinder	1980 - 1984	USA	5823918 - 0G053313	42282A 4	62351A10	N/A
40	Mercury/Mariner	2 cylinder	1980 - 1984	AUS	8070640 and up	42282A 4	62351A10	N/A
40	Mercury/Mariner	2 cylinder	1980 - 1984	BEL	9298955 - 9854536	42282A 4	62351A10	N/A
40	Mercury/Mariner	2 cylinder	1980 - 1984	CAN	7169338 and up	42282A 4	62351A10	N/A
40	Mercury/Mariner	2 cylinder, 644 cc.	1994 - 2003	USA	0G053314 - 0T800749	N/A(1)	62351A10	N/A
40	Mercury/Mariner	2 cylinder, 644 cc.	1994 - 2003	BEL	9854537 - 0P267999	N/A(1)	62351A10	N/A
40	Mercury/Mariner	3 cylinder	1997 - 2019	USA	0G531301 and up	N/A(1)	62351A10	N/A
40	Mercury/Mariner	3 cylinder	1997 - 2019	BEL	9973100 and up	N/A(1)	62351A10	N/A
40	Mercury/Mariner	4 cylinder	1989 - 1997	USA	0C159200 and up	N.L.A.	62351A10	N/A
40	Mercury/Mariner	4 cylinder	1989 - 1997	BEL	9570790 and up	N.L.A.	62351A10	N/A
45	Mercury/Mariner	4 cylinder	1986 - 1989	USA	0A914859 and up	N.L.A.	62351A10	N/A
45	Mercury/Mariner	4 cylinder	1986 - 1989	AUS	8063985 and up	N.L.A.	62351A10	N/A
45	Mercury/Mariner	4 cylinder	1986 - 1989	BEL	9248006 and up	N.L.A.	62351A10	N/A
45	Mercury/Mariner	4 cylinder	1986 - 1989	CAN	0A709616 and up	N.L.A.	62351A10	N/A
50	Mercury/Mariner	4 cylinder	1980 - 1985	USA	5531630 - 0A914858	N.L.A.	62351A10	N/A
50	Mercury/Mariner	4 cylinder	1980 - 1985	AUS	8063985 - 8063984	N.L.A.	62351A10	N/A
50	Mercury/Mariner	4 cylinder	1980 - 1985	BEL	9248006 - 9248005	N.L.A.	62351A10	N/A
50	Mercury/Mariner	4 cylinder	1980 - 1985	CAN	7143688 - 0A709615	N.L.A.	62351A10	N/A
55	Mercury/Mariner	51.8 CID	1996 - 1997	USA	0D000750 - 0G589999	N/A(1)	62351A10	N/A
55	Mercury/Mariner	51.8 CID	1996 - 1997	BEL	9741042 - 9973099	N/A(1)	62351A10	N/A
55	Mercury/Mariner	59 CID	1998 - 2019	USA	0G590000 and up	N/A(1)	62351A10	N/A
55	Mercury/Mariner	59 CID	1998 - 2019	BEL	9973100 and up	N/A(1)	62351A10	N/A
60	Mercury/Mariner	59 CID	1998 - 2019	USA	0G590000 and up	N/A(1)	62351A10	N/A
60	Mercury/Mariner	59 CID	1998 - 2019	BEL	9973100 and up	N/A(1)	62351A10	N/A

(1) Lighting coils are already a part of the stator assembly and not required as a separate kit.

(2) Charging rectifier already present on outboard and not required to be added.

(3) Kits are not available for this model.

(4) Lighting coils are included in the battery charging kit.

OUTBOARD

POWER TRIM KIT

These kits are designed to add power trim to motors not equipped with power trim at time of manufacture. Remote operation of any power trim requires the use of a power trim control panel or a trim type remote control if not already so equipped.

POWER TRIM KIT



822344A11

Single ram integral trim with cowl mounted trim switch.
Fits Mercury/Mariner 30/40 hp. 2 cycle outboards, 1995 thru 1996 1/2. See application chart for specific engine models.

POWER TRIM KIT



822344A13

Single ram integral trim with cowl mounted trim switch.
Fits various Mercury/Mariner 25/40/45/50 hp. 4-Stroke, 30/40 2 cycle, 30 JET and 40/50 (3 cyl.) 2 cycle outboards. See application chart for specific engine models.

POWER TRIM KIT



8M0055001

Single ram integral trim with cowl mounted trim switch.
Fits various Mercury/Mariner 30 thru 50 hp. 4-Stroke and 55/60 (3 cyl.) 2 cycle outboards. See application chart for specific engine models.

POWER TRIM KIT



8M0055002

Single ram integral trim with cowl mounted trim switch.
Fits Mercury/Mariner 30/40 hp. (3 cyl.) 4-Stroke outboards with standard gearcase, USA serial number 0T294065-1B226999 and BEL serial number 0P094500-0P400999. See application chart for specific engine models.

POWER TRIM KIT



8M0055003

Single ram integral trim with cowl mounted trim switch.
Fits Mercury/Mariner 40 hp. (3 cyl.) FourStroke EFI outboards beginning with Model Year 2006. See application chart for specific engine models.

POWER TRIM KIT



8M0054999

Single ram integral trim with cowl mounted trim switch.
Fits Mercury/Mariner 45 hp. FourStroke(1999-2000), 45 JET(1993-1997) and 50/60 hp. (3 cylinder, 1993-1997) 2 cycle outboards. See application chart for specific engine models.

POWER TRIM KIT



8M0055000

Single ram integral trim with cowl mounted trim switch.
Fits various Mercury/Mariner 30 JET (4 cyl.) and 40 hp. (4 cyl.) 2 cycle outboards. See application chart for specific engine models.

POWER TRIM KIT



8M0055008

Single ram integral trim with cowl mounted trim switch.
Fits Mercury/Mariner 40 hp. (3 cyl.) 4-Stroke Bigfoot, 40 hp. (4 cyl., 996 cc.) 4-Stroke Bigfoot, 50/60 hp. (4 cyl., 996 cc.) 4-Stroke, and 60 (3 cyl.) 2 cycle Bigfoot outboards. See application chart for specific engine models.

POWER TRIM KIT



855654A 6

Single ram integral trim with cowl mounted trim switch.
Fits Mercury/Mariner 30/40 hp. (3 cyl.) 4-Stroke outboards with Bigfoot gearcase beginning with serial number 0T294065-1B226999. See application chart for specific engine models.

POWER TRIM KIT



826729A10

Three ram integral power trim.
Fits Mercury/Mariner 70/75/80/90 hp. (3 cyl.) 2 cycle outboards, 1987 thru 1997 1/2 and 75 hp. (4 cyl.) 2 cycle, 1984 thru 1987. See application chart for specific engine models.

POWER TRIM & TILT KIT



822344A12

Fits Force 40/50 hp. outboards (USA 0E093700 and Newer).

POWER TRIM & TILT KIT



8M0090334

Fits Force 90/120 hp. outboards (USA 0E093700-0E173408).

POWER TRIM SWITCH KIT

Operates the power trim kit added to an electric model.

POWER TRIM SWITCH KIT



87- 14645A 4

Toggle switch style. Tiller handle mounted.
Fits Mercury/Mariner 40 JET and 50/60 hp. outboards and operates the power trim kit added to a base ELHO model engine. See Tiller application chart for specific engine models.

POWER TRIM SWITCH KIT



87- 18286A18

Rocker style switch with 10 ft. harness and bullet connectors. Can be surface mounted or flush mounted. Provides tilt control from the bow or transom location. Fits Mercury/Mariner models equipped with integral trim pump.

OUTBOARD

POWER TRIM SWITCH KIT



87-8M0042301

Rocker switch style with bullet connectors. Cowl mounted. Connects directly to engine harness.
Fits Force 40-120 hp. Outboards.

REMOTE MOUNTED POWER TRIM ACCESSORIES

These accessories can be used with applications requiring the installation of the remote mounted style power trim pump.

POWER TRIM PUMP MOUNTING BRACKET



862548A 1

Allows mounting to floor or transom. Includes lag bolts and washers.
Fits various Mercury / Mariner applications requiring a remote style power trim pump.

POWER TRIM CHART - MERCURY/MARINER FOURSTROKE

THESE ARE NOT REPLACEMENT POWER TRIMS. These kits are add-on power trim kits designed for addition to outboard engines that were not furnished a power trim at time of manufacture.

FourStroke Outboard Power Trim Kit Chart

Model	Model Notes	Year Range	Country	Serial # Range	Power Trim Kit Part Number	Port Mount Analog Trim Sender	Starboard Mount Analog Trim Sender
8 FourStroke	232 cc.	1995 - 1998	USA	0H000058 - 0H017349		N/A	N/A
8 FourStroke	232 cc.	1999 - 2000	USA	0G760300 - 0T178499		N/A	N/A
8 FourStroke	323 cc.	2001 - 2004	BEL	0P086824 - 0P325499	NLA	N/A	N/A
8 FourStroke	209 cc.	2005 - 2019	JPN	0R042475 and up		N/A	N/A
8 FourStroke	209 cc.	2005 - 2019	BEL	0P325500 and up		N/A	N/A
9.9 FourStroke	232 cc.	1995 - 1998	USA	0H000058 - 0H016909		N/A	N/A
9.9 FourStroke	323 cc. w/Standard Gearcase	1999 - 2004	USA	0G760300 - 0T979999	NLA	N/A	N/A
9.9 FourStroke	323 cc. w/Standard Gearcase	1999 - 2004	BEL	0P075166 - 0P325499	NLA	N/A	N/A
9.9 FourStroke	323 cc. w/BigFoot Gearcase	1999 - 2004	USA	0G760300 - 0T979999	NLA	N/A	N/A
9.9 FourStroke	323 cc. w/BigFoot Gearcase	1999 - 2004	BEL	0P075166 - 0P325499	NLA	N/A	N/A
9.9 FourStroke	Standard Gearcase	2005 - 2019	JPN	0R042475 and up		N/A	N/A
9.9 FourStroke	Standard Gearcase	2005 - 2019	BEL	0P325500 and up		N/A	N/A
9.9 FourStroke	BigFoot (Manual Models)	2005 - 2019	JPN	0R052328 and up	N/A	N/A	N/A
9.9 FourStroke	BigFoot (Manual Models)	2005 - 2019	BEL	0P325500 and up	N/A	N/A	N/A
9.9 FourStroke	BigFoot (Electric Models)	2005 - 2019	JPN	0R052328 and up	N/A(3)	N/A	N/A
9.9 FourStroke	BigFoot (Electric Models)	2005 - 2019	BEL	0P325500 and up	N/A(3)	N/A	N/A
15 FourStroke	323 cc. w/Standard Gearcase	1998 - 2008	USA	0G590000 and up	NLA	N/A	N/A
15 FourStroke	323 cc. w/BigFoot Gearcase	1998 - 2008	USA	0G590000 and up	NLA	N/A	N/A
15 FourStroke	351 cc.	2008 - 2019	JPN	0R235949 - 0R833819	N/A(2)	N/A	N/A
20 FourStroke	351 cc.	2008 - 2019	JPN	0R235168 - 0R833819	N/A(2)	N/A	N/A
25 FourStroke	Carb Model w/Standard Gearcase	1998 - 2006	USA	0G590000 and up	822344A13	822573A12	N/A
25 FourStroke	Carb Model w/Standard Gearcase	1998 - 2006	BEL	9973100 and up	822344A13	822573A12	N/A
25 FourStroke	BigFoot Gearcase	1998 - 2005	USA	0G590000 - 1B226999	822344A13	822573A12	N/A
25 FourStroke	BigFoot Gearcase	1998 - 2005	BEL	9973100 - 0P400999	822344A13	822573A12	N/A
25 FourStroke	EFI Models	2006 - 2019	JPN	0R106999 and up	N/A(2)	822573A12	N/A
25 FourStroke	EFI Models	2006 - 2019	BEL	0P401000 and up	N/A(2)	822573A12	N/A

Model	Model Notes	Year Range	Country	Serial # Range	Power Trim Kit Part Number	Port Mount Analog Trim Sender	Starboard Mount Analog Trim Sender
30 FourStroke	3 cylinder. Standard Gearcase	1999 - 2001	USA	0G760300 - 0T294064	8M0055001	N/A	8M0098264
30 FourStroke	3 cylinder. Standard Gearcase	1999 - 2001	BEL	0P017000 - 0P153499	8M0055001	N/A	8M0098264
30 FourStroke	3 cylinder. Standard Gearcase	2001 - 2005	USA	0T294065 - 1B226999	8M0055002	N/A	8M0098264
30 FourStroke	3 cylinder. Standard Gearcase	2001 - 2005	BEL	0P153500 - 0P400999	8M0055002	N/A	8M0098264
30 FourStroke	EFI Models	2006 - 2019	JPN	0R106999 and up	N/A(2)	822573A12	N/A
30 FourStroke	EFI Models	2006 - 2019	BEL	0P401000 and up	N/A(2)	822573A12	N/A
40 FourStroke	3 cylinder. Standard Gearcase	1999 - 2001	USA	0G760300 - 0T294064	8M0055001	N/A	8M0098264
40 FourStroke	3 cylinder. Standard Gearcase	1999 - 2001	BEL	017000 - 0P153499	8M0055001	N/A	8M0098264
40 FourStroke	3 cylinder. BigFoot Gearcase	1999 - 2001	USA	0G760300 - 0T294064	8M0055008	N/A	8M0098264
40 FourStroke	3 cylinder. BigFoot Gearcase	1999 - 2001	BEL	0P017000 - 0P094499	8M0055008	N/A	8M0098264
40 FourStroke	3 cylinder. Standard Gearcase	2001 - 2005	USA	0T294065 - 1B226999	8M0055002	N/A	8M0098264
40 FourStroke	3 cylinder. Standard Gearcase	2001 - 2005	BEL	0P094500 - 0P400999	8M0055002	N/A	8M0098264
40 FourStroke	3 cylinder. EFI	2006	USA	1B227000 - 1B344398	8M0055003	N/A	8M0098264
40 FourStroke	3 cylinder. EFI	2006	BEL	0P401000 - 0P515896	8M0055003	N/A	8M0098264
40 FourStroke	3 cylinder. EFI	2006	CHN	1C000001 - 1C049738	8M0055003	N/A	8M0098264
40 FourStroke	3 cylinder EFI	2007 - 2019	CHN	1C049739 and up	8M0055003	N/A	8M0098264
40 FourStroke	3 cylinder. BigFoot Gearcase	2001	USA	0T294065 - 0T408999	855654A 6	N/A	8M0098264
40 FourStroke	3 cylinder. BigFoot Gearcase	2001	BEL	0P094500 - 0P153499	855654A 6	N/A	8M0098264
40 FourStroke	4 cylinder. Standard Gearcase	1995 - 1998	USA	0G231123 - 0G760299	822344A13	822573A12	N/A
40 FourStroke	4 cylinder. Standard Gearcase	1999 - 2000	BEL	0P073323 - 0P094499	8M0055001	N/A	8M0098264
40 FourStroke	4 cylinder. 996 cc. BigFoot	2001 - 2006	USA	0T178500 - 1B344306	8M0055008	N/A	8M0098264
40 FourStroke	4 cylinder. 996 cc. BigFoot	2001 - 2006	BEL	0P094500 - 0P515896	8M0055008	N/A	8M0098264
40 FourStroke	4 cylinder. 996 cc. BigFoot	2006	CHN	1C000001 - 1C050251	8M0055008	N/A	8M0098264
40 FourStroke	4 cylinder. 996 cc. BigFoot	2007 - 2019	CHN	1C050252 and up	N/A(4)	N/A	8M0098264
45 FourStroke	4 cylinder. Standard Gearcase	1995 - 1998	USA	0G231123 - 0G760299	822344A13	822573A12	N/A
45 FourStroke	4 cylinder. Standard Gearcase	1995 - 1998	BEL	9944807 - 0P016999	822344A13	822573A12	N/A
45 FourStroke	4 cylinder. Standard Gearcase	1999 - 2000	USA	0G076300 - 0T178499	822344A13	822573A12	N/A
45 FourStroke	4 cylinder. Standard Gearcase	1999 - 2000	BEL	0P017000 - 0P094499	822344A13	822573A12	N/A
45 FourStroke	4 cylinder. BigFoot Gearcase	1999 - 2000	USA	0G076300 - 0T178499	8M0055001	N/A	8M0098264
45 FourStroke	4 cylinder. BigFoot Gearcase	1999 - 2000	BEL	0P017000 - 0P094499	8M0055001	N/A	8M0098264
50 FourStroke	4 cylinder. Standard Gearcase	1995 - 1998	USA	0G231123 - 0G760299	822344A13	822573A12	N/A
50 FourStroke	4 cylinder. Standard Gearcase	1995 - 1998	BEL	9944807 - 0P016999	822344A13	822573A12	N/A
50 FourStroke	4 cylinder. Standard Gearcase	1999 - 2000	USA	0G076300 - 0T178499	8M0055001	N/A	8M0098264
50 FourStroke	4 cylinder. Standard Gearcase	1999 - 2000	BEL	0P017000 - 0P094499	8M0055001	N/A	8M0098264
50 FourStroke	4 cylinder. BigFoot Gearcase	1998 - 2000	USA	0G590000 - 0T178499	8M0055008	N/A	8M0098264
50 FourStroke	4 cylinder. 996 cc. Standard	2001 - 2006	USA	0T178500 - 1B344306	8M0055008	N/A	8M0098264
50 FourStroke	4 cylinder. 996 cc. Standard	2001 - 2006	BEL	0P094500 - 0P515896	8M0055008	N/A	8M0098264
50 FourStroke	4 cylinder. 996 cc. Standard	2006	CHN	0C000001 - 0C050251	8M0055008	N/A	8M0098264
50 FourStroke	4 cylinder. 996 cc. Standard	2007 - 2019	CHN	0C0500252 and up	N/A(4)	N/A	8M0098264
50 FourStroke	4 cylinder. 996 cc. BigFoot	2001 - 2006	USA	0T178500 - 1B344306	8M0055008	N/A	8M0098264
50 FourStroke	4 cylinder. 996 cc. BigFoot	2001 - 2006	BEL	0P094500 - 0P515896	8M0055008	N/A	8M0098264
50 FourStroke	4 cylinder. 996 cc. BigFoot	2006	CHN	1C000001 - 1C050251	8M0055008	N/A	8M0098264
50 FourStroke	4 cylinder. 996 cc. BigFoot	2007 - 2019	CHN	1C050252 and up	N/A(4)	N/A	8M0098264
60 FourStroke	4 cylinder. 996 cc. Standard	2001 - 2006	USA	0T178500 - 1B344306	8M0055008	N/A	8M0098264
60 FourStroke	4 cylinder. 996 cc. Standard	2001 - 2019	BEL	0P094500 and up	8M0055008	N/A	8M0098264
60 FourStroke	4 cylinder. 996 cc. BigFoot	2001 - 2006	USA	0T178500 - 1B344306	8M0055008	N/A	8M0098264
60 FourStroke	4 cylinder. 996 cc. BigFoot	2001 - 2019	BEL	0P094500 and up	8M0055008	N/A	8M0098264
60 FourStroke	4 cylinder. 996 cc.	2006 - 2019	CHN	1C000001 and up	8M0055008	N/A	8M0098264

(2) Accessory trim not available for non-trim models.

(3) Power trim is furnished standard on the "Pro-Kicker" model.

(4) All models furnished with trim as standard.

POWER TRIM CHART - MERCURY/MARINER 2-CYCLE

THESE ARE NOT REPLACEMENT POWER TRIMS. These kits are add-on power trim kits designed for addition to outboard engines that were not furnished a power trim at time of manufacture.

Two Cycle Outboard Power Trim Kit Chart

Model	Model Notes	Year Range	Country	Serial # Range	Power Trim Kit Part Number	Port Mount Trim Sender	Starboard Mount Trim Sender
6		1986 - 2003	USA	0A197112 - 0T800749		N/A	N/A
6		1986 - 2019	BEL	9461526 and up		N/A	N/A
8		1986 - 2019	USA	0A197112 and up		N/A	N/A
8		1986 - 2019	BEL	9461526 and up		N/A	N/A
9.9		1986 - 2019	USA	0A197112 and up		N/A	N/A
9.9		1986 - 2019	BEL	9461526 and up		N/A	N/A
15		1988 - 2019	USA	0B292414 and up		N/A	N/A
15		1988 - 2019	BEL	9542620 and up		N/A	N/A
20	(3)	1988 - 2003	USA	0B238464 - 0T800749	NLA	N/A	N/A
20	(3)	1988 - 2019	BEL	9507381 and up	NLA	N/A	N/A
20 JET		1994 1/2 - 2019	USA	0G044027 and up	NLA	N/A	N/A
25	(3)	1988 - 2019	USA	0B238464 and up	NLA	N/A	N/A
25	(3)	1988 - 2019	BEL	9507381 and up	NLA	N/A	N/A
30	2 cylinder (644 cc) Long shaft.(4)	1995 - 1996 1/2	USA	0G124405 - 0G380073	822344A11	822573A12	N/A
30	2 cylinder (644 cc) Long shaft.(4)	1995 - 1996 1/2	BEL	9840763 - 9928056	822344A11	822573A12	N/A
30	2 cylinder (644 cc) Long shaft.(4)	1996 1/2 - 2002	USA	0G380074 - 0T598999	822344A13	822573A12	N/A
30	2 cylinder (644 cc) Long shaft.(4)	1996 1/2 - 2002	BEL	9928059 - 0P206999	822344A13	822573A12	N/A
30 JET	4 cylinder	1993 - 1997	USA	0C159200 - 0G589999	8M0055000	N/A	N/A
30 JET	3 cylinder. Long shaft only.	1998 - 2000	USA	0G590000 - 0T178499	822344A13	822573A12	N/A
35	2 cylinder.	1984 - 1989	USA	6445653 and up	N/A(1)	N/A	N/A
35	2 cylinder.	1984 - 1989	BEL	9384476 and up	N/A(1)	N/A	N/A
35	2 cylinder.	1984 - 1989	CAN	7209608 and up	N/A(1)	N/A	N/A
40	4 cylinder w/single trim/shock cylinder.	1989 - 1992	USA	0C159200 - 0D181999	N.L.A.	N/A	N/A
40	4 cylinder w/single trim/shock cylinder.	1989 - 1992	BEL	9570790 - 9740999	N.L.A.	N/A	N/A
40	4 cylinder.	1993 - 1997	USA	0D182000 and up	8M0055000	N/A	8M0098264
40	4 cylinder.	1993 - 1997	BEL	9741000 and up	8M0055000	N/A	8M0098264
40	2 cylinder (644 cc) Long shaft.(4)	1995 - 1996 1/2	USA	0G124405 - 0G380073	822344A11	822573A12	N/A
40	2 cylinder (644 cc) Long shaft.(4)	1995 - 1996 1/2	BEL	9840763 - 9928056	822344A11	822573A12	N/A
40	2 cylinder (644 cc) Long shaft.(4)	1996 1/2 - 2019	USA	0G380074 and up	822344A13	822573A12	N/A
40	2 cylinder (644 cc) Long shaft.(4)	1996 1/2 - 2019	BEL	9928059 and up	822344A13	822573A12	N/A
40	3 cylinder 59 CID, Long shaft only.	1997 1/2 - 2019	USA	0G531301 and up	822344A13	822573A12	N/A
40	3 cylinder 59 CID, Long shaft only.	1997 1/2 - 2019	BEL	9973100 and up	822344A13	822573A12	N/A
40 JET	59 CID	2001 - 2019	USA	0T178500 and up	8M0055001	N/A	8M0098264
40 JET	59 CID	2001 - 2019	BEL	0P094500 and up	8M0055001	N/A	8M0098264
45 JET	51.8 CID	1993 - 1997	USA	0D182000 - 0G589999	8M0054999(2)	N/A	8M0098264

Model	Model Notes	Year Range	Country	Serial # Range	Power Trim Kit Part Number	Port Mount Trim Sender	Starboard Mount Trim Sender
45 JET	59 CID	1998 - 2000	USA	0D590000 - OT178499	8M0055001	N/A	8M0098264
50	3 cylinder w/single trim/shock cylinder.	1989 - 1990	USA	0C160936 - 0D000749	N.L.A.	N/A	N/A
50	3 cylinder w/single trim/shock cylinder.	1989 - 1990	BEL	9469200 - 9683055	N.L.A.	N/A	N/A
50	3 cylinder w/single trim/shock cylinder.	1989 - 1990	CAN	0A721308 and up	N.L.A.	N/A	N/A
50	3 cylinder 51.8 CID	1991 - 1992	USA	0D000750 - 0D181999	N.L.A.	N/A	N/A
50	3 cylinder 51.8 CID	1991 - 1992	BEL	9682500 - 9733881	N.L.A.	N/A	N/A
50	3 cylinder 51.8 CID	1993 - 1997	USA	0D182000 - 0G589999	8M0054999(2)	N/A	8M0098264
50	3 cylinder 51.8 CID	1993 - 1997	BEL	9733882 - 9973099	8M0054999(2)	N/A	8M0098264
50	3 cylinder 59 CID, Long shaft only.	1998 - 2019	USA	0G590000 and up	822344A13	822573A12	N/A
50	3 cylinder 59 CID, Long shaft only.	1998 - 2019	BEL	9973100 and up	822344A13	822573A12	N/A
55	3 cylinder 51.8 CID, Electric models only.	1996 - 1997	USA	0D00750 - 0G589999	N/A	N/A	N/A
55	3 cylinder 51.8 CID, Electric models only.	1996 - 1997	BEL	9741042 - 9973099	N/A	N/A	N/A
55	3 cylinder 59 CID, Requires electric start.	1998 - 2019	USA	0G590000 and up	8M0055001	N/A	8M0098264
55	3 cylinder 59 CID, Requires electric start.	1998 - 2019	BEL	9973100 and up	8M0055001	N/A	8M0098264
60	3 cylinder w/single trim/shock cylinder.	1989 - 1990	USA	0C160936 - 0D000749	N.L.A.	N/A	N/A
60	3 cylinder w/single trim/shock cylinder.	1989 - 1990	BEL	9469200 - 9683055	N.L.A.	N/A	N/A
60	3 cylinder w/single trim/shock cylinder.	1989 - 1990	CAN	0A721308 and up	N.L.A.	N/A	N/A
60	3 cylinder.	1991 - 1992	USA	0D000750 - 0D181999	N.L.A.	N/A	N/A
60	3 cylinder.	1991 - 1992	BEL	9682500 - 9733881	N.L.A.	N/A	N/A
60	3 cylinder.	1993 - 1997	USA	0D182000 - 0G589999	8M0054999(2)	N/A	8M0098264
60	3 cylinder.	1993 - 1997	BEL	9733882 - 9973099	8M0054999(2)	N/A	8M0098264
60	3 cylinder. BigFoot Models	1998 - 2019	USA	0G590000 and up	8M0055008	N/A	8M0098264
60	3 cylinder. BigFoot Models	1998 - 2019	BEL	9973100 and up	8M0055008	N/A	8M0098264
60	3 cylinder. Non-BigFoot Models	1998 - 2019	USA	0G590000 and up	8M0055001	N/A	8M0098264
60	3 cylinder. Non-BigFoot Models	1998 - 2019	BEL	9973100 and up	8M0055001	N/A	8M0098264
70	3 cylinder.	1987 - 2019	USA	0A966142 and up	826729A10(2)	8M0098273	8M0098264
70	3 cylinder.	1987 - 2019	BEL	9502500 and up	826729A10(2)	8M0098273	8M0098264
75	4 cylinder.	1984 - 1987	USA	6428681 - 0B122929	826729A10(2)	8M0098273	8M0098264
75	4 cylinder.	1984 - 1987	BEL	9385911 - 9469199	826729A10(2)	8M0098273	8M0098264
75	4 cylinder.	1984 - 1987	CAN	7208333 - 0A721307	826729A10(2)	8M0098273	8M0098264
75	3 cylinder.	1987 - 1997 1/2	USA	0A966142 - 0G531985	826729A10(2)	8M0098273	8M0098264
75	3 cylinder.	1987 - 1997 1/2	BEL	9502500 - 9934136	826729A10(2)	8M0098273	8M0098264
75	3 cylinder w/electric start only.	1997 1/2 - 2019	USA	0G531986 and up	830250A 7 (5)	N/A	8M0098264
75	3 cylinder w/electric start only.	1997 1/2 - 2019	BEL	9934137 and up	830250A 7 (5)	N/A	8M0098264

Not all parts listed are available for the European, C.I.S., Africa and Middle East Markets.
 For more information, please contact your local Mercury, Mariner, MerCruiser or Quicksilver Office.

OUTBOARD

Model	Model Notes	Year Range	Country	Serial # Range	Power Trim Kit Part Number	Port Mount Trim Sender	Starboard Mount Trim Sender
80	3 cylinder.	1987 - 2019	USA	0A966142 and up	826729A10(2)	8M0098273	8M0098264
80	3 cylinder.	1987 - 2019	BEL	9502500 and up	826729A10(2)	8M0098273	8M0098264
90	3 cylinder.	1987 - 1997 1/2	USA	0A966142 - 0G531985	826729A10(2)	8M0098273	8M0098264
90	3 cylinder.	1987 - 1997 1/2	BEL	9502500 - 9934136	826729A10(2)	8M0098273	8M0098264
90	3 cylinder w/electric start only.	1997 1/2 - 2019	USA	0G531986 and up	830250A 7 (5)	N/A	8M0098264
90	3 cylinder w/electric start only.	1997 1/2 - 2019	BEL	9934137 and up	830250A 7 (5)	N/A	8M0098264

- (1) Power trim can not be added to a non-trim 35 EL model due to the transom bracket used in manufacture. Power trim was available as a factory supplied option.
- (2) Installation on a tiller handle model requires the addition of a Power Trim Switch kit found in this section or in Electrical Accessories.
- (3) May back fit to 1984 if the 5 tilt pin position clamp brackets are in use.
- (4) Non-Sea Pro/Marathon only.
- (5) Available at Seaway Marine 206-937-7373 (USA) or seawaymarine.com

TRIM LIMIT KITS

Used to limit tilt or trim-up travel on V-6 outboard power trim applications.

TRIM LIMIT SWITCH KIT



87-887979A 2

Kit includes a mercury switch to limit power trim travel and a new, shorter tilt bracket. Switch harness utilizes bullet connectors. Plugs into the harness for trim relay control on the 3.0L OptiMax (Model Year 2003 & newer).

TRIM LIMIT SWITCH KIT



87-814407A 3

Kit includes a mercury switch to limit power trim travel and a new, shorter tilt bracket. Fits all Mercury/Mariner V-6 outboard applications which use engine mounted power trim solenoids.

TRIM REDUCER KIT



858915A 1

Kit includes a series of spacers to be installed in the trim cylinder. Fits V-6 outboard applications (USA OD082000 and Newer) and the 4 cylinder 135/150/175/200 hp. Verado outboard.

TRAILERING TILT SUPPORT BRACKETS

Locks motor in a tilted position.

TRAILERING TILT LOCK KIT



830578A 1

Locks motor in a fully tilted position. Fits Mercury/Mariner 6 - 15 hp, 2 cycle and 9.9 hp. FourStroke (1995 thru 1998). See application chart for specific engine models.

TRAILERING TILT LOCK KIT



819504A 2

Positions engine at half tilt for trawling.
Fits Force 90-150 hp. 2 cycle models with or without power trim, 1994 and prior (0E093699 and prior).

TILT SUPPORT BRACKET KIT



8M0072610

This shorter bracket will support the engine in a reduced trim up position when tilt is limited. Prevents engine from trim bleed down. Recommended for use with the trim limit control 8M0059532.
Fits the F150 EFI FourStroke outboard, serial number 1B905505 and above.

TRAILERING CLIP

TRAILERING CLIP



833006A 1

Clips over center trim ram in extended position. Locks motor in a tilted position.
Fits Mercury/Mariner V-6 engines with Design II (3 ram) power trim systems and the 135/150/175 hp. Verado outboard.

TRAILERING CLIPS CHART - MERCURY/MARINER/FORCE

Mercury/Mariner/Force Trawling Clips

Model	Model Notes	Brand	Year Range	Country	Serial # Range	Trawling Clips
V-6	With Design II (3 ram) Power Trims	Mercury/Mariner	1986 - 2019	USA	0A904646 and up	833006A 1
40	1992C Models and Newer.	Force	1992 - 1994	USA	0E000001 - 0E093699	N.L.A.
50	1991B, 1992C Models and Newer.	Force	1991 - 1994	USA	0E000001 - 0E093699	N.L.A.
70	1991B, 1992C Models and Newer.	Force	1991 - 1995	USA	0E000001 - 0E138599	N.L.A.
75		Force	1996 - 2019	USA	0E138600 and up	N.L.A.
L Drives		Force	1990 - 1992	USA	0E000001 and up	N.L.A.

BATTERY CABLE KIT

Longer than standard, consists of two, 12 ft. (3.66 m) battery cables.

BATTERY CABLE KIT



84- 88439A50

Pair of 12 ft.(3.7 m) cables, 1 red (+) Positive and 1 black (-) Negative, 4 gauge with ring terminals. This is an optional accessory kit and may not reflect the original cables on your engine. For original manufactured service part replacement, the Electronic Parts Catalog should always be used for each specific engine. For alternate length cables, consult the appropriate service manual. Fits Mercury/Mariner outboard engines.

BATTERY CABLE-POS



84- 88439A25

Single 12 ft. positive cable. 4 Gauge with ring terminals.

BATTERY CABLE-NEG



84- 88439A26

Single 12 ft. negative cable. 4 Gauge with ring terminals

BATTERY CABLE KIT



84-8M0133542

2 cables in the kit (one red, one black),12 feet long, 2 AWG, 5/16" ring terminal engine side and 3/8" ring terminal battery side
When the application demands 2 gauge wire size.

POSITIVE BATTERY CABLE



84- 8M0136941

1 cable in the kit (red),12 feet long, 2 AWG, 5/16" ring terminal engine side and 3/8" ring terminal battery side
When the application demands 2AWG wire size

NEGATIVE BATTERY CABLE



84- 8M0136942

1 cable in the kit (black),12 feet long, 2 AWG, 5/16" ring terminal engine side and 3/8" ring terminal battery side
When the application demands 2AWG wire size

HEAVY DUTY BATTERY CABLES



84- 61378A 2

For use with Mercury/Mariner V-6 Outboards

ELECTRIC START KIT

Converts a manual start engine to an electric start. Additional buttons, harnesses or key switches may be required to complete conversion. See application chart.

ELECTRIC START KIT



50-90983A 5

Includes alternator kit. Also requires a tiller handle harness & start button or remote control harness assembly. Fits various Mercury/Mariner 6-25 hp. 2 cycle outboards. See application chart for specific engine models.

ELECTRIC START KIT



50-822462A 1

Includes 15 AMP alternator and regulator/rectifier. Also requires a tiller handle harness & start button or remote control harness/enricher kit. Fits Mercury/Mariner 30/40 hp. (2 cyl.) 2 cycle outboards (1994-1997). See application chart for specific engine models.

ELECTRIC START KIT



50-822462A 2

Includes 15 AMP alternator and regulator/rectifier. Fits Mercury/Mariner 55/60 hp. 2 cycle outboards (1998 and Newer). See application chart for specific engine models.

ELECTRIC START KIT



50-822462A 4

Includes 15 AMP alternator and regulator/rectifier. Tiller handle versions also require use of a transom mounted ignition/choke/horn assembly. Fits Mercury/Mariner 30/40 hp. (2 cyl.) 2 cycle outboards (1998 and Newer). See application chart for specific engine models.

ELECTRIC START KIT



50-822462A06

Includes 15 AMP alternator and regulator/rectifier. Tiller handle versions also require use of a transom mounted ignition/choke/horn assembly. Fits Mercury/Mariner 40 hp. (3 cyl. 1997 1/2 and Newer) and 50 hp. (3 cyl. 1998 and Newer). See application chart for specific engine models.

ELECTRIC START KIT



50-856555A 1

Also requires a tiller handle harness & start button or remote control harness assembly. Fits Mercury/Mariner 8 hp. FourStroke (MY 2001-2004), 9.9 hp. FourStroke (MY 1999-2004) and 15 hp. (323cc) FourStroke outboards.

ELECTRIC START CONVERSION KIT



8M0069693

Includes the components necessary to convert a manual start tiller handle outboard to an electric start tiller handle outboard.

Fits the 8/9.9 hp. FourStroke, Model Year 2005 and newer, both standard and BigFoot models.

ELECTRIC START CONVERSION KIT



50-8M0071380

Converts an MH (manual start tiller) to an EH (electric start tiller).

Fits the 15 hp. FourStroke (351cc) outboard, serial number 0R235949 - 0R833819, and the 20 hp. FourStroke (351cc) outboard, serial number 0R235168 - 0R833819.

ELECTRIC START KIT

Image not Available.

8M0137846

15/20 EFI FourStroke outboard, 0R833820 and above.
Quicksilver Branded

ELECTRIC START CONVERSION KIT



50-899783A01

Converts an MH (manual start tiller) to an EH (electric start tiller) model.
25-30 Hp EFI FourStroke outboard, serial number 0R106999 & above.

TILLER HANDLE HARNESS BUTTON

Mounted to the tiller handle of an engine being converted to electric start, this button will activate the solenoid for the starter motor.

TILLER HANDLE HARNESS BUTTON



87-95810A 8

Fits various Mercury/Mariner 6-25 hp. 2 cycle tiller handle shift outboards. See application chart for specific engine models.

TILLER HANDLE HARNESS BUTTON



87-856556A 2

Fits Mercury/Mariner 9.9 hp. FourStroke (USA 0G760300-0T979999), 8 hp. FourStroke outboards (BEL 0P086824-0P325499) and 15 hp., 323cc. FourStroke (US 0G590000-1B727495) outboards.

TILLER HANDLE HARNESS BUTTON



87-823609A 7

Can also be used when converting electric remote to a tiller handle.
Fits Mercury/Mariner 6-15 hp. 2 cycle outboards (1994 and Newer) and Mercury / Mariner 20/25 hp. 2 cycle outboards (USA 0G044027 and Newer, BEL 9807909 and Newer).

COWL MOUNTED BUTTON

Mounted to the cowl of an engine being converted to electric start, this button will activate the solenoid for the starter motor.

COWL MOUNTED BUTTON



87-825294A 2

Fits Mercury / Mariner 30/40 hp. (2 cyl.) 2 cycle outboards (USA 0G055314-0G589999, BEL 9854537-9928480).

REMOTE CONTROL ENGINE HARNESS

Used along with an electric start conversion kit, this harness will allow hook up to a remote control.

REMOTE CONTROL ENGINE HARNESS



84-12334A 2

Fits various Mercury/Mariner 6-15 hp.2 cycle outboards. See application chart for specific engine models.

REMOTE CONTROL ENGINE HARNESS



84-856554A 1

Fits Mercury/Mariner 8 hp. 4-Stroke (2001-2004), 9.9 hp. 4-Stroke (1999-2004) and 15 hp. 4-Stroke (1998-2007, 323cc). See application chart for specific engine model serial numbers.

REMOTE CONTROL ENGINE HARNESS



95723A 4

Fits various Mercury/Mariner 15-25 hp. 2 cycle outboards. See application chart for specific engine models.

REMOTE CONTROL ENGINE HARNESS



84-824477A 3

Harness includes an enricher kit.
Fits Mercury/Mariner 30/40 hp. (2 cyl.) 2 cycle outboards (USA 0G055314-0G589999, BEL 9854537-9928480).

TRANSOM MOUNTED IGNITION KEYSWITCH

A transom mounted keyswitch allowing for activation of the starter solenoid, a choke or enricher valve.

TRANSOM MOUNTED IGNITION KEYSWITCH



15000A 7

Includes a push-to-choke function and a warning horn. Has a 6 ft. (182 cm) cable length. Has an 8 pin engine connector.

Fits many varying outboards and applications through Model Year 2005 where a keyswitch with warning horn and choke (enricher) function is desired. Outboards require a remote control engine harness be used in conjunction with this switch in order for it to function. Warning horn feature is not present on all model outboards.

OUTBOARD

TRANSOM MOUNTED IGNITION KEYSWITCH



15000A14

Includes a push-to-choke function and a warning horn. Has a 6 ft. (182 cm) cable length. Has the 14 pin engine connector.
 Fits many varying outboards and applications beginning in Model Year 2006 where a keyswitch with warning horn and choke (enricher) function is desired. Outboards require a remote control engine harness be used in conjunction with this switch in order for it to function. Warning horn feature is not present on all model outboards.

TRANSOM MOUNTED IGNITION KEYSWITCH



47974A10

Has key start and choke functions but no warning horn circuit. Cable length is 5 ft. (152 cm).
 Fits the 30/40 hp. 2 cycle outboards of Japanese origin that do not have oil injection.

NEUTRAL INTERLOCK

Used when adding an electric start conversion kit or adding a tiller handle to an electric model, this interlock insures start-in-gear protection.

NEUTRAL INTERLOCK



87-813960A 4

Fits Mercury/Mariner 30/40 hp. (2 cyl.) 2 cycle outboards (USA 0G590000 and Newer, BEL 9973100 and Newer).

ELECTRIC START KITS CHART - MERCURY/MARINER

Mercury/Mariner Electric Start Kits

Model	Brand	Model Notes	Year Range	Country	Serial # Range	Electric Start Kit	Start Button Or Keyswitch	Optional Remote Control Engine Harness
6	Mercury/Mariner	With tiller handle shift	1986 - 1993	USA	0A197112 - 0D280999	50-90983A 5	87-95810A 8	84-12334A 2(1)
6	Mercury/Mariner	With tiller handle shift	1986 - 1993	BEL	9461526 - 9792199	50-90983A 5	87-95810A 8	84-12334A 2(1)
6	Mariner	With side shift	1986 - 1993	USA	0A197112 - 0D280999	50-90983A 5	N.L.A.	84-12334A 2(1)
6	Mariner	With side shift	1986 - 1993	BEL	9461526 - 9792199	50-90983A 5	N.L.A.	84-12334A 2(1)
6	Mercury/Mariner		1994 - 2003	USA	0D281000 - 0T800749	50-90983A 5	87-823609A 7	84-12334A 2(1)
6	Mercury/Mariner		1994 - 2019	BEL	9792200 and up	50-90983A 5	87-823609A 7	84-12334A 2(1)
8	Mercury/Mariner	With tiller handle shift	1986 - 1993	USA	0A197112 - 0D280999	50-90983A 5	87-95810A 8	84-12334A 2(1)
8	Mercury/Mariner	With tiller handle shift	1986 - 1993	BEL	9461526 - 9792199	50-90983A 5	87-95810A 8	84-12334A 2(1)
8	Mariner	With side shift	1986 - 1993	USA	0A197112 - 0D280999	50-90983A 5	N.L.A.	84-12334A 2(1)
8	Mariner	With side shift	1986 - 1993	BEL	9461526 - 9792199	50-90983A 5	N.L.A.	84-12334A 2(1)
8	Mercury/Mariner		1994 - 2019	USA	0D281000 and up	50-90983A 5	87-823609A 7	84-12334A 2(1)
8	Mercury/Mariner		1994 - 2019	BEL	9792200 and up	50-90983A 5	87-823609A 7	84-12334A 2(1)
8 FourStroke	Mercury/Mariner		1995 - 1998	USA	0H000058 - 0H017099	N.L.A.	N.L.A.	N.L.A.(1)
8 FourStroke	Mercury/Mariner		1999	USA	0H017100 - 0H017349	N.L.A.	N.L.A.	N.L.A.(1)
8 FourStroke	Mercury/Mariner		1999 - 2000	USA	0G760300 - 0T178499	N.L.A.	N.L.A.	N.L.A.(1)
8 FourStroke	Mercury/Mariner	323 cc.	2001 - 2004	BEL	0P086824 - 0P325499	50-856555A 1	87-856556A 2	84-856554A 1(1)
8 FourStroke	Mercury/Mariner	Manual Tiller Model	2005 - 2019	JPN	0R042475 and up	8M0069693	N/A	N/A
8 FourStroke	Mercury/Mariner	Manual Tiller Model	2005 - 2019	BEL	0P325500 and up	8M0069693	N/A	N/A

Model	Brand	Model Notes	Year Range	Country	Serial # Range	Electric Start Kit	Start Button Or Keyswitch	Optional Remote Control Engine Harness
9.9	Mercury/Mariner	With tiller handle shift	1986 - 1993	USA	0A197112 - 0D280999	50-90983A 5	87-95810A 8	84-12334A 2(1)
9.9	Mercury/Mariner	With tiller handle shift	1986 - 1993	BEL	9461526 - 9792199	50-90983A 5	87-95810A 8	84-12334A 2(1)
9.9	Mariner	With side shift	1986 - 1993	USA	0A197112 - 0D280999	50-90983A 5	N.L.A.	84-12334A 2(1)
9.9	Mariner	With side shift	1986 - 1993	BEL	9461526 - 9792199	50-90983A 5	N.L.A.	84-12334A 2(1)
9.9	Mercury/Mariner		1994 - 2019	USA	0D281000 and up	50-90983A 5	87-823609A 7	84-12334A 2(1)
9.9	Mercury/Mariner		1994 - 2019	BEL	9792200 and up	50-90983A 5	87-823609A 7	84-12334A 2(1)
9.9 FourStroke	Mercury/Mariner	232 cc.	1995 - 1998	USA	0H000058 - 0H016909	N.L.A.	N.L.A.	N.L.A.(1)
9.9 FourStroke	Mercury/Mariner	323 cc.	1999 - 2004	USA	0G760300 - 0T979999	50-856555A 1	87-856556A 2	84-856554A 1(1)
9.9 FourStroke	Mercury/Mariner	323 cc.	1999 - 2004	BEL	0P075166 - 0P325499	50-856555A 1	87-856556A 2	84-856554A 1(1)
9.9 FourStroke	Mercury/Mariner	Manual Tiller Model	2005 - 2019	JPN	0R042475 and up	8M0069693	N/A	N/A
9.9 FourStroke	Mercury/Mariner	Manual Tiller Model	2005 - 2019	BEL	0P325500 and up	8M0069693	N/A	N/A
15	Mercury/Mariner	With tiller handle shift	1986 - 1993	USA	0A197112 - 0D280999	50-90983A 5	87-95810A 8	84-12334A 2(1)
15	Mercury/Mariner	With tiller handle shift	1986 - 1993	BEL	9461526 - 9792199	50-90983A 5	87-95810A 8	84-12334A 2(1)
15	Mariner	With side shift	1986 - 1993	USA	0A197112 - 0D280999	50-90983A 5	N.L.A.	84-12334A 2(1)
15	Mariner	With side shift	1986 - 1993	BEL	9461526 - 9792199	50-90983A 5	N.L.A.	84-12334A 2(1)
15	Mercury/Mariner		1994 - 2019	USA	0D281000 and up	50-90983A 5	87-823609A 7	84-12334A 2(1)
15	Mercury/Mariner		1994 - 2019	BEL	9792200 and up	50-90983A 5	87-823609A 7	84-12334A 2(1)
15	Mercury/Mariner	Sea Pro and Marathon	1994 1/2 - 2019	USA	0G044027 and up	50-90983A 5	87-823609A 7	95723A 4(1)
15	Mercury/Mariner	Sea Pro and Marathon	1994 1/2 - 2019	BEL	9807909 and up	50-90983A 5	87-823609A 7	95723A 4(1)
15 FourStroke	Mercury/Mariner	323 cc.	1998	USA	0G590000 - 0G760299	50-856555A 1	N.L.A.	84-856554A 1(1)
15 FourStroke	Mercury/Mariner	323 cc.	1999 - 2008	USA	0G760300 and up	50-856555A 1	87-856556A 2	84-856554A 1(1)
15 FourStroke	Mercury/Mariner	351 cc.	2008 - 2019	JPN	0R235949 - 0R833819	50-8M0071380	N/A	N/A
15 EFI FourStroke	Mercury/Mariner		2017 - 2019	JPN	0R833820 and up	8M0137846	N/A	N/A
15	Mariner	Early Japanese			684 Series and up	N.L.A.	N/A	N/A
18XD	Mercury		1984 - 1985	USA	6443973 and up	50-90983A 5	87-95810A 8	95723A 4(1)
18XD	Mercury		1984 - 1985	BEL	9378151 - 9415100	50-90983A 5	87-95810A 8	95723A 4(1)
18XD	Mercury		1984 - 1985	CAN	7209533 and up	50-90983A 5	87-95810A 8	95723A 4(1)
20	Mercury	With tiller handle shift	1986 - 1994 1/2	USA	6443973 - 0G044026	50-90983A 5	87-95810A 8	95723A 4(1)
20	Mercury	With tiller handle shift	1986 - 1994 1/2	BEL	9415101 - 9807908	50-90983A 5	87-95810A 8	95723A 4(1)
20	Mercury	With tiller handle shift	1986 - 1994 1/2	CAN	7209533 and up	50-90983A 5	87-95810A 8	95723A 4(1)
20	Mariner	With side shift	1986 - 1994 1/2	USA	6443973 - 0G044026	50-90983A 5	N.L.A.(5)	95723A 4(1)
20	Mariner	With side shift	1986 - 1994 1/2	BEL	9415101 - 9807908	50-90983A 5	N.L.A.(5)	95723A 4(1)
20	Mariner	With side shift	1986 - 1994 1/2	CAN	7209533 and up	50-90983A 5	N.L.A.(5)	95723A 4(1)
20	Mercury/Mariner		1994 1/2 - 2003	USA	0G044027 - 0T800749	50-90983A 5	87-823609A 7	95723A 4(1)
20	Mercury/Mariner		1994 1/2 - 2019	BEL	9807909 and up	50-90983A 5	87-823609A 7	95723A 4(1)
20 FourStroke	Mercury/Mariner	351 cc.	2008 - 2019	JPN	0R235168 - 0R833819	50-8M0071380	N/A	N/A
20 EFI FourStroke	Mercury/Mariner		2017 - 2019	JPN	0R833820 and up	8M0137846	N/A	N/A
25, 25XD	Mercury	With tiller handle shift	1984 - 1994 1/2	USA	6443973 - 0G044026	50-90983A 5	87-95810A 8	95723A 4(1)
25, 25XD	Mercury	With tiller handle shift	1984 - 1994 1/2	BEL	9415101 - 9807908	50-90983A 5	87-95810A 8	95723A 4(1)
25, 25XD	Mercury	With tiller handle shift	1984 - 1994 1/2	CAN	7209533 and up	50-90983A 5	87-95810A 8	95723A 4(1)

OUTBOARD

Model	Brand	Model Notes	Year Range	Country	Serial # Range	Electric Start Kit	Start Button Or Keyswitch	Optional Remote Control Engine Harness
25	Mariner	With side shift	1986 - 1994 1/2	USA	6443973 - 0G044026	50-90983A 5	N.L.A.(5)	95723A 4(1)
25	Mariner	With side shift	1986 - 1994 1/2	BEL	9415101 - 9807908	50-90983A 5	N.L.A.(5)	95723A 4(1)
25	Mariner	With side shift	1986 - 1994 1/2	CAN	7209533 and up	50-90983A 5	N.L.A.(5)	95723A 4(1)
25	Mercury/Mariner		1994 1/2 - 2019	USA	0G044027 and up	50-90983A 5	87-823609A 7	95723A 4(1)
25	Mercury/Mariner		1994 1/2 - 2019	BEL	9807909 and up	50-90983A 5	87-823609A 7	95723A 4(1)
25 FourStroke	Mercury/Mariner	Carb models only	1998 - 2006	USA	0G590000 - 1B344298	(3)	N/A	N/A
25 FourStroke	Mercury/Mariner	Carb models only	1998 - 2006	BEL	9973100 - 0P358282	(3)	N/A	N/A
25 FourStroke	Mercury/Mariner	EFI Tiller models	2006 - 2019	JPN	0R106999 and up	50-899783A01	N/A	N/A
25 FourStroke	Mercury/Mariner	EFI Tiller models	2006 - 2019	BEL	0P401000 and up	50-899783A01	N/A	N/A
30	Mercury/Mariner		1994 - 1997	USA	0G055314 - 0G589999	50-822462A 1	87-825294A 2	84-824477A 3(1)
30	Mercury/Mariner		1994 - 1997	BEL	9854537 - 9928480	50-822462A 1	87-825294A 2	84-824477A 3(1)
30	Mercury/Mariner		1998 - 2002	USA	0G590000 - 0T598999	50-822462A 4(2)	15000A 7	N/A
30	Mercury/Mariner		1998 - 2002	BEL	9973100 - 0P206999	50-822462A 4(2)	15000A 7	N/A
30 FourStroke	Mercury/Mariner	EFI Tiller models	2006 - 2019	JPN	0R106999 and up	50-899783A01	N/A	N/A
30 FourStroke	Mercury/Mariner	EFI Tiller models	2006 - 2019	BEL	0P401000 and up	50-899783A01	N/A	N/A
40	Mercury/Mariner	2 cylinder	1994 - 1997	USA	0G055314 - 0G589999	50-822462A 1	87-825294A 2	84-824477A 3(1)
40	Mercury/Mariner	2 cylinder	1994 - 1997	BEL	9854537 - 9928480	50-822462A 1	87-825294A 2	84-824477A 3(1)
40	Mercury/Mariner	2 cylinder	1998 - 2019	USA	0G590000 and up	50-822462A 4(2)	15000A 7	N/A
40	Mercury/Mariner	2 cylinder	1998 - 2019	BEL	9973100 and up	50-822462A 4(2)	15000A 7	N/A
40	Mercury/Mariner	3 cylinder	1997 1/2 - 2019	USA	0G531801 and up	50-822462A06	15000A 7	N/A
40	Mercury/Mariner	3 cylinder	1997 1/2 - 2019	BEL	9973100 and up	50-822462A06	15000A 7	N/A
50	Mercury/Mariner	3 cylinder	1998 - 2019	USA	0G590000 and up	50-822462A06	15000A 7	N/A
50	Mercury/Mariner	3 cylinder	1998 - 2019	BEL	9973100 and up	50-822462A06	15000A 7	N/A
55MH	Mercury/Mariner	3 cylinder, 51.8 CID	1996 - 1997	USA	0D000750 - 0G589999	NLA	N/A	N/A
55MH	Mercury/Mariner	3 cylinder, 51.8 CID	1996 - 1997	BEL	9741042 - 9973099	NLA	N/A	N/A
55	Mercury/Mariner	3 cylinder, 59 CID	1998 - 2019	USA	0G590000 and up	50-822462A 2	N/A	N/A
55	Mercury/Mariner	3 cylinder, 59 CID	1998 - 2019	BEL	9973100 and up	50-822462A 2	N/A	N/A
60	Mercury/Mariner	59 CID	1998 - 2019	USA	0G590000 and up	50-822462A 2	N/A	N/A
60	Mercury/Mariner	59 CID	1998 - 2019	BEL	9973100 and up	50-822462A 2	N/A	N/A

- (1) Required for hook-up to optional remote control or transom mounted keyswitch.
- (2) Neutral Interlock kit no. 87-813960A 4 required to complete this conversion.
- (3) No kit available for this model.
- (5) Use the comparable black colored Mercury harness button 87-95810A 8.

TILLER HANDLE KIT - TRADITIONAL STYLE

Used to convert a remote steering engine to tiller handle operation. Traditional mechanical steering handle.

TILLER HANDLE KIT



856537A 5

Black handle. Components included converts both electric and manual engine to tiller handle front shift models.

Fits Mercury/Mariner 9.9 hp. FourStroke (1999-2004) and 15 hp. FourStroke (1999-2007, 323cc). See application chart for specific engine models.

TILLER HANDLE KIT



8M0103839

Converts an electric start remote control outboard to an electric start tiller handle outboard.

Fits 9.9 hp. FourStroke, Model Year 2005 & newer, both standard and BigFoot models requiring SAE ended throttle/shift cables. Serial Numbers USA-0R042475-0R192771 & BEL-0P325500-0P513329.

8M0103840

Converts an electric start remote control outboard to an electric start tiller handle outboard.

Fits 9.9 hp. FourStroke, Model Year 2005 & newer, both standard and BigFoot models requiring SAE ended throttle/shift cables. Serial Numbers USA-0R042475-0R192771 & BEL-0P325500-0P513329.

TILLER HANDLE CONVERSION KIT



8M0103837

Converts an ERC to EH model.

Fits the 9.9 hp. FourStroke outboard with EPA calibrations and requiring Mercury style ended throttle/shift cables. Serial Numbers USA-0R192772 & newer, BEL-0P513330 & newer.

TILLER HANDLE CONVERSION KIT



8M0103838

Converts an ERC to EH model.

Fits the 9.9 hp. FourStroke outboard with EU calibrations and requiring Mercury style ended throttle/shift cables. Serial Numbers USA-0R192772 & newer, BEL-0P513330 & newer.

TILLER HANDLE CONVERSION KIT




8M0104197

Converts an ERC (electric remote model) to an EH (electric tiller model). Power trim models require additional kit 87-898101A02 to relocate trim switch from the cowl to the handle.

Fits the 15 hp. FourStroke (351cc) outboard, serial number 0R235949 - 0R833819.

TILLER HANDLE CONVERSION KIT



8M0137854

Converts remote control to tiller handle.

15/20 EFI FourStroke outboard, 0R833820 and above.

TILLER HANDLE CONVERSION KIT



8M0104198

Converts an ERC (electric remote model) to an EH (electric tiller model). Power trim models require additional kit 87-898101A02 to relocate trim switch from the cowl to the handle.

Fits the 20 hp. FourStroke (351cc) outboard, serial number 0R235168 - 0R833819.

TILLER HANDLE KIT



94185A17

Fits Mariner 20 hp. 2 cycle outboards (USA 6443973-0B238463, BEL 9415101-9507380, CAN 7209533-0A730006).

TILLER HANDLE KIT



821468A 7

Black handle. Converts to tiller shift with hand adjustable co-pilot. Electric start models require keyswitch or start button. See application chart. Fits various Mercury/Mariner 20/25 hp. 2 cycle outboards 1994 1/2 and newer. See application chart for specific engine models. This handle does NOT fit JET outboards.

TILLER HANDLE KIT



821455A20

Black handle. Power trim models require trim switch kit. Fits Mercury 25 hp. 4-Stroke outboards (USA 0G590000-0G760299).

TILLER HANDLE KIT



821455A26

Black handle. Power trim models require trim switch kit. Fits Mercury/Mariner 25 hp. Carbureted 4-Stroke outboards (USA 0G760300 and Newer).

TILLER HANDLE CONVERSION KIT



8M0051061

This kit converts an MRC (manual remote control) model to a tiller handle operation. Fits the 25-30 Hp EFI FourStroke Outboard, serial number 0R106999 & above.

TILLER HANDLE CONVERSION KIT



8M0051062

This kit converts an ERC (electric remote control) model to a tiller handle operation. Models with power trim will have trim switch on the side of the cowl. To replace that switch with one on the handle, order an 87-898101A01 trim switch kit if desired. Fits the 25-30 Hp EFI FourStroke Outboard, serial number JPN-0R106999 & above and BEL-0P401000 & above.

TRIM SWITCH KIT



87-898101A01

When installing a tiller handle conversion kit to a remote model that has power trim, it may be desired to replace the cowl mounted trim switch with one mounted on the handle. This kit will make that trim switch conversion from the cowl to the tiller handle.

Fits the 25-30 Hp EFI FourStroke Outboard, serial number JPN-0R106999 & above and BEL-0P401000 & above.

TILLER HANDLE KIT



821455T 8

Black handle. Electric start models require transom mounted keyswitch and a neutral interlock. Power trim models require a trim switch kit. Hand adjustable co-pilot included.
Fits various Mercury/Mariner 30/40 hp. (2 cyl.) 2 cycle outboards. See application chart for specific engine models.

TILLER HANDLE KIT



821455A22

For carbureted models only. Power trim models require a trim switch kit.
Fits Mercury/Mariner 30/40 hp. 4-Stroke (3 cyl.) carbureted outboards (MY1999-2005) and 40 hp. (3 cyl.) manual start, carbureted, short shaft, vertical shift FourStroke outboards (MY2006).

TILLER HANDLE KIT



821455A16

For EFI models only. Power trim models require a trim switch kit.
Fits Mercury/Mariner 30/40 hp. 4-Stroke (3 cyl.) EFI outboards (MY1999-2005).

TILLER HANDLE KIT



821455A17

For EFI short shaft models only. Power trim models require a trim switch kit.
Fits Mercury/Mariner 40 hp. (3 cyl.) EFI short shaft, vertical shift FourStroke outboards (MY2006).

TILLER HANDLE KIT



821455A24

Has rotary actuated shift.
Fits the MY2006, F40hp. 3-cylinder EFI Longshaft FourStroke outboard with serial number CHN 1C000001-1C049738 and BEL 0P401000-0P515896.

TILLER HANDLE KIT



828813A29

Black handle. See application chart for additional components required to complete the conversion. Power trim models require a trim switch kit.
Fits various Mercury/Mariner 40/50 hp. (3 cyl.) and 30 JET (3 cyl.) 2 cycle outboards. See application chart for specific engine models.

TILLER HANDLE KIT



95419A 1

Requires transom mounted ignition/choke. See application chart.
Fits Mariner 40 hp. outboard (Japanese origin). See application chart for specific engine models.

TILLER HANDLE KIT



828813A 2

Black handle.
Fits various Mercury/Mariner 40/45/50 hp. 4-Stroke outboards with standard gearcase. See application chart for specific engine models.

OUTBOARD

828813A33

Black handle.
Fits various Mercury/Mariner 40/45/50 hp, 4-Stroke outboards with standard gearcase. See application chart for specific engine models.

TILLER HANDLE KIT



880095A09

Black handle. Kit contains the complete handle assembly, hand adjustable co-pilot and shift components.
Fits Mercury/Mariner 40 hp. (4 cyl.) 4-Stroke Bigfoot Carb Model (2001) and Mercury/Mariner 50/60 hp. (4 cyl.) 4-Stroke Carb Model outboards (2001 and Newer). See application chart for specific engine models and serial numbers.

TILLER HANDLE KIT



880095A05

Black handle. Kit contains the complete handle assembly, hand adjustable co-pilot and shift components.
Fits Mercury/Mariner 40 hp. (4 cyl.) FourStroke Bigfoot EFI Model and 50/60 hp. (4 cyl.) FourStroke EFI Model outboards (USA 0T409000-1B226999 and BEL 0P153500-0P400999).

TILLER HANDLE KIT



880095A04

Black handle. Kit contains the complete handle assembly, hand adjustable co-pilot and shift components.
Fits Mercury/Mariner 40 hp. (4 cyl.) FourStroke Bigfoot EFI Model and 50/60 hp. (4 cyl.) FourStroke EFI Model outboards (CHN-1C000001-1C050251).

TILLER HANDLE KIT



889246A37

Converts a remote model Jet outboard to a tiller handle Jet outboard.
Fits the Mercury/Mariner 40 hp. (4 cylinder) FourStroke Jet outboard, CHN-1C000001 & above.

TILLER HANDLE KIT



880093A03

Black handle. Kit contains the complete handle assembly, hand adjustable co-pilot and shift components. Converts an ERC (remote) model to an EH (tiller) model.
Fits Mercury/Mariner 40 hp. (3 cyl.) FourStroke EFI and 40/50/60 hp. (4 cyl.) FourStroke EFI Model outboards (CHN-1C050252 & above).

TILLER HANDLE KIT



816366A48

Black handle. See application chart for additional components required to complete the conversion. Power trim models require a trim switch kit.
Fits various Mercury/Mariner 60 hp. and 45 JET 2 cycle outboards (1999 and Newer). See application chart for specific engine models.

TILLER HANDLE KIT



816366A42

Black handle. Converts remote models to tiller handle control.
Fits Mercury/Mariner 75/90/115 hp. 4-Stroke outboards through Model Year 2003 (ending serial numbers USA 0T800999 & BEL 0P267999). Will not fit new 2004 product with the EZ shift gearcase.

TILLER HANDLE KIT



816366A52

Black handle. Converts remote models to tiller handle control. Fits Mercury/Mariner 75-115 EFI FourStroke outboards (USA 1B366823-2B094955, BEL 0P459572 and above).

TILLER HANDLE KIT



12022A40

Black handle. JET outboards require a shift attaching kit. Fits various Mercury/Mariner 65 JET/75/90 hp. (3 cyl.) 2 cycle outboards (1997 and Newer). See application chart for specific engine models.

TILLER HANDLE KIT



12022A41

Black handle. JET outboards require a shift attaching kit. Fits various Mercury/Mariner 80 JET/100/115/125 hp. (4 cyl.) 2 cycle outboards. See application chart for specific engine models. Mariner gray handle kits for this application are no longer available.

TILLER HANDLE KIT



896648A07

Black handle. Converts remote models to a tiller handle control. Fits the 75/90/115 DFI, 1.5L OptiMax Outboard, Model Year 2004 & 2005 with serial number 0T801000-1B226999.

TILLER HANDLE KIT



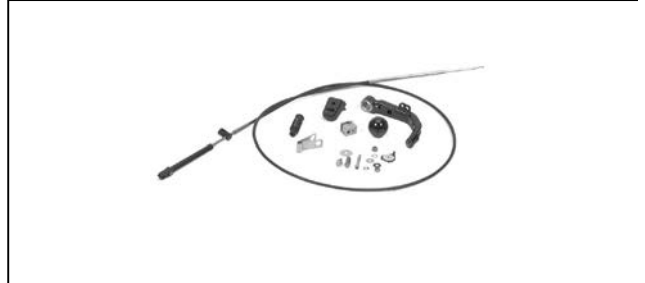
896648A09

Black handle. Converts remote models to a tiller handle control. Fits the 75/90/115 DFI, 1.5L OptiMax Outboard, Model Year 2006 and newer.

SHIFT ATTACHING KIT

Needed to activate the shift on a JET outboard when converting from remote operation to a tiller handle operation.

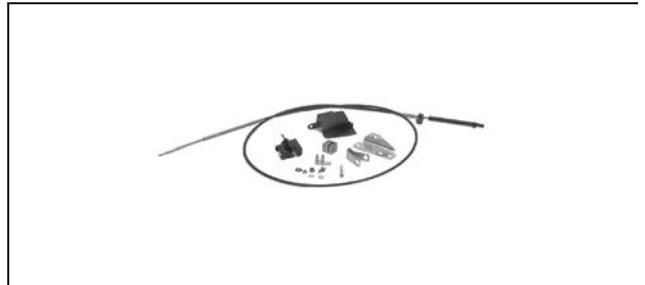
SHIFT ATTACHING KIT



850000A 2

Fits Mercury / Mariner 45 JET 2 cycle outboards (USA 0D182000 and Newer).

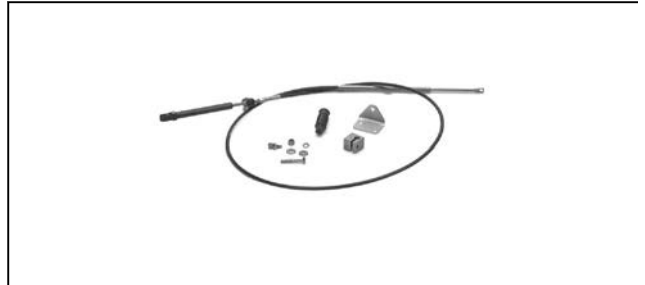
SHIFT ATTACHING KIT



850000A 3

Fits Mercury / Mariner 65 JET 2 cycle outboards (USA 0D182000 and Newer) and 80 JET 2 cycle outboards (USA 0G449551 and Newer).

SHIFT ATTACHING KIT



850000A 4

Fits Mercury / Mariner 30 JET (3 cyl.) 2 cycle outboards (USA 0G590000 and Newer).

TILLER HANDLE - BIG TILLER STEERING

The Big Tiller has improved features and is designed to allow driving a large tiller Outboard engine easily, safely and is ergonomically friendly. The Big Tiller is used on large 40-115 HP FourStroke, 75-250 HP OptiMax, 135-200 HP 4 cylinder DTS Verado engines.

MECHANICAL TILLER WITH P/S



8M0134607

The Big Tiller is designed for optimal performance and ergonomic comfort. With improved friction adjustments, a hydraulic locking feature eliminating torque, easy access to the throttle shift handle and a trim button at the end of the handle the Big Tiller provides safe and effortless operation. The RPM Adjustment switch (Troll Control) is included as standard equipment on this model.

The LED light switch is available as an option on this model.

Power Steering is strongly recommended for 75-115 HP 1.5L OptiMax. Power Steering is required for 135-250 HP OptiMax (2.5L and 3.0L).

DTS TILLER HANDLE WITH P/S



8M0134609

The Big Tiller is designed for optimal performance and ergonomic comfort. With improved friction adjustments, a hydraulic locking feature eliminating torque, easy access to the throttle and shift handle and a trim button at the end of the handle the Big Tiller provides safe and effortless operation.

The RPM Adjustment (Troll Control) and LED light switch are standard on this model.

Power Steering is required - 135-200 HP 4 Cylinder Verado.

MECHANICAL TILLER WITH P/S



8M0134604

The Big Tiller is designed for optimal performance and ergonomic comfort. With improved friction adjustments, a hydraulic locking feature eliminating torque, easy access to the throttle and shift handle and a trim button at the end of the handle the Big Tiller provides safe and effortless operation. The RPM adjustment switch (Troll Control) is included as standard equipment on this model.

The LED light switch is available as an option on this model.

Power Steering is strongly recommended for the 150 FourStroke. The Big Tiller kit (Power Steering) with extra length and bent arm to attach to the 150 HP FourStroke engine.

MECHANICAL TILLER WITHOUT P/S



8M0093581

The Big Tiller is designed for optimal performance and ergonomic comfort. With improved friction adjustments, easy access to the throttle and shift handle and a trim button at the end of the handle the Big Tiller provides safe and effortless operation.

The RPM Adjustment (Troll Control) and LED light switch are optional on this model.

Tiller is 3 inches shorter than previous model p/n 8M0074795.

Power Steering is strongly recommended for 75-115 HP 1.5L OptiMax

MECHANICAL TILLER WITHOUT P/S



879291A04

The Big Tiller is designed for optimal performance and ergonomic comfort. With improved friction adjustments, easy access to the throttle and shift handle and a trim button at the end of the handle the Big Tiller provides safe and effortless operation.

The RPM Adjustment (Troll Control) and LED light are optional on this model.

T/S kit 40 - 60 HP not included

40-60 HP FourStroke used with ELPT generation change S/N 1C050252 and above.

MECHANICAL TILLER WITHOUT P/S



879291A05

The Big Tiller is designed for optimal performance and ergonomic comfort. With improved friction adjustments, easy access to the throttle and shift handle and a trim button at the end of the handle the Big Tiller provides safe and effortless operation.

The RPM Adjustment (Troll Control) and LED light switch are optional on this model.

This is a conversion kit that allows installation of the Big Tiller on a current tiller handle model ELHPT 40 - 60 HP FourStroke with generation change S/N 1C050252 and above. T/S kit 40 - 60 HP is not included.

THROTTLE AND SHIFT KIT- 40-60 FOURSTROKE



8M0082354

The kit includes 2 - T/S cables. These cables are designed to provide best in class installation for this engine family.

The kit is designed to work with the 40 - 60 HP engines. This kit is not compatible with Jet Outboard engines.

THROTTLE AND SHIFT KIT- 75-115 FOURSTROKE TILLER



8M0082351

The kit includes 2 - T/S cables. These cables are designed to provide best in class installation for this engine family.

The kit is designed to work with the 1.7L 75-115 HP FourStroke engines.

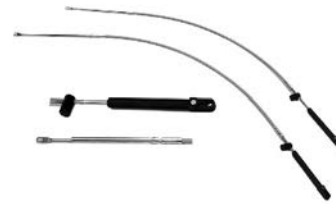
THROTTLE AND SHIFT KIT- 3.0L 150 FOURSTROKE TILLER

8M0082355

The kit includes 2 - T/S cables. These cables are designed to provide best in class installation for this engine family.

The kit is designed to work with the 3.0L 150 HP FourStroke engines.

THROTTLE AND SHIFT KIT- 75-115 1.5L OPTIMAX TILLER



8M0082352

The kit includes 2 - T/S cables. These cables are designed to provide the best in class installation for this engine family.

The kit is designed to work with 75 - 115 HP OptiMax engines.

THROTTLE AND SHIFT KIT- 135-250 OPTIMAX

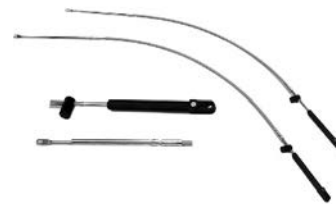


8M0082353

The kit includes 2 - T/S cables. These cables are designed to provide the best in class installation for this engine family.

The kit is designed to work with the 135 - 250 HP OptiMax engines.

THROTTLE AND SHIFT KIT- 3.0L 150 FOURSTROKE TILLER



8M0082355

The kit includes 2 - T/S cables. These cables are designed to provide best in class installation for this engine family.

The kit is designed to work with the 3.0L 150 HP FourStroke engines.

TROLL CONTROL KIT



87-8M0083437

RPM adjustment at your finger tips. This kit can be added to the Big Tiller Mechanical without P/S as an option

OUTBOARD

LED LIGHT AND SWITCH KIT



897978T02

New LED light and Switch Kit is an option on all Mechanical Big Tiller units. Allows for easy installation on the new Big Tiller. Light up your boat with a soft Amber light to make night fishing or early morning fishing more feasible.

OUTBOARD STABILIZER CLIPS- TRAILERING



64-891762A04

Helps keep engine centered during trailering
 Safety orange durable plastic material
 Fits most cylinder rods on engines manufactured in 1997 and newer.
 Snaps over outboard's hydraulic steering cylinder rods

TILLER HANDLE KITS CHART - MERCURY/MARINER

Mercury/Mariner Tiller Handle Kits

Model	Model Notes	Year Range	Serial # Range	Tiller Handle Kit Part Number	Handle Color	Shift Attaching Kit
8 FourStroke	232 cc. With Side Shift.	1995 - 1998	USA 0H000058 - 0H017099	N.L.A.	Black	N/A
				N.L.A.	Gray	N/A
8 FourStroke	232 cc. With Side Shift.	1999 - 2000	USA 0H017100 - 0H017349	N.L.A.	Black	N/A
8 FourStroke	232 cc. With Side Shift.	1999 - 2000	USA 0G760300 and up	N.L.A.	Black	N/A
8 FourStroke	232 cc. With Shift in Handle.	1995 - 1998	USA 0H000058 - 0H017099	N.L.A.	Black	N/A
				N.L.A.	Gray	N/A
8 FourStroke	232 cc. With Shift in Handle.	1999 - 2000	USA 0H017100 - 0H017349	N.L.A.	Black	N/A
8 FourStroke	232 cc. With Shift in Handle.	1999 - 2000	USA 0G760300 and up	N.L.A.	Black	N/A
8 FourStroke	323 cc.	2001 - 2004	BEL 0P086824 - 0P325499	856537A 5	Black	N/A
8 FourStroke	Manual start models	2005 - 2006	JPN 0R042475 - 0R192771	8M0103839(14)	Black	N/A
			BEL 0P325500 - 0P513329			
9.9 FourStroke	232 cc. With Side Shift.	1995 - 1998	USA 0H000058 - 0H016909	N.L.A.	Black	N/A
				N.L.A.	Gray	N/A
9.9 FourStroke	232 cc. With Shift in Handle.	1995 - 1998	USA 0H000058 - 0H016909	N.L.A.	Black	N/A
				N.L.A.	Gray	N/A
9.9 FourStroke	323 cc.	1999 - 2004	USA 0G760300 - 0T979999	856537A 5	Black	N/A
		1999 - 2004	BEL 0P075166 - 0P325499			
9.9 FourStroke	SAE Manual Remote(14)	2005 - 2006	JPN 0R042475 - 0R192771	8M0103839(14)	Black	N/A
			BEL 0P325500 - 0P513329			
9.9 FourStroke	SAE Electric Remote(14)	2005 - 2006	JPN 0R042475 - 0R192771	8M0103840(14)	Black	N/A
			BEL 0P325500 - 0P513329			
9.9 FourStroke, EPA	MERC Electric Remote(15)	2006 - 2019	JPN 0R192772 and up	8M0103837(15)	Black	N/A
9.9 FourStroke, EU	MERC Electric Remote(15)	2006 - 2019	BEL 0P513330 and up	8M0103838(15)	Black	N/A
15 FourStroke	323cc	1998	USA 0G590000 - 0G760299	N.L.A.	Black	N/A
				N.L.A.	Gray	N/A
15 FourStroke	323cc	1999 - 2008	USA 0G760300 and up	856537A 5	Black	N/A
15 FourStroke	351cc, Electric Remote	2008 - 2019	JPN 0R235949 - 0R833819	8M0104197(13)	Black	N/A
15 EFI FourStroke 20		2017 - 2019	JPN 0R833820 and up	8M0137854	Black	N/A
			1984 - 1987	USA 6443973 - 0B238463	94185A17	Gray
			BEL 9415101 - 9507380			
			CAN 7209533 - 0A730006			

Model	Model Notes	Year Range	Serial # Range	Tiller Handle Kit Part Number	Handle Color	Shift Attaching Kit
20		1988 - 1994	USA 0B238464 - 0G044026 BEL 9507381 - 9807908 CAN 0A730007 and up		Gray	N/A
20		1994 1/2 - 2003	USA 0G044027 - 0T800749 BEL 9807909 and up	821468A 7(1)	Black	N/A
20 JET		1994 - 1998	USA 0G044027 - 0G760299	N/A	N/A	N/A
20 JET		1999 - 2019	USA 0G760300 and up	N/A	N/A	N/A
20 FourStroke	351cc, Electric Remote	2008 - 2019	JPN 0R235168 - 0R833819	8M0104198(13)	Black	N/A
20 EFI FourStroke		2017 - 2019	JPN 0R833820 and up	8M0137854	Black	N/A
25		1994 1/2 - 2005	USA 0G044027 - 1B226999	821468A 7(1)	Black	N/A
25 FourStroke	351cc, Electric remot		BEL 9807909 - 0P400999			
25 FourStroke		1998	USA 0G590000 - 0G760299	821455A20(2)	Black	N/A
				N.L.A.(9)	Gray	N/A
25 FourStroke	Carbureted Models	1999 - 2006	USA 0G760300 - 1B344298	821455A26(2)	Black	N/A
25 FourStroke	EFI, Manual Version	2006 - 2019	JPN 0R106999 and up BEL 0P401000 and up	8M0051061(12)	Black	N/A
25 FourStroke	EFI, Electric Version	2006 - 2019	JPN 0R106999 and up BEL 0P401000 and up	8M0051062(13)	Black	N/A
30E / EL	(Japanese Origin) Without oil injection.		689 Series and up	N.L.A.(3)	Gray	N/A
30E / EL	(Japanese Origin) With oil injection.		689 Series and up	N.L.A.(4)	Gray	N/A
30	2 cylinder, 644 cc.	1994 - 1998	USA 0G053314 - 0G760299 BEL 9812719 - 0P016999	821455T 8(5)	Black	N/A
30		1994 - 1998	USA 0G053314 - 0G760299 BEL 9812719 - 0P016999	N.L.A.(9)	Gray	N/A
30	2 cylinder, 644 cc.	1999 - 2002	USA 0G760300 - 0T598999 BEL 0P017000 - 0P206999	821455T 8(5)	Black	N/A
30 FourStroke	3 cyl. Carbureted	1999 - 2019	USA 0G760300 and up BEL 0P094500 and up	821455A22(2)	Black	N/A
30 FourStroke	3 cyl. EFI	2002 - 2005	USA 0T409000 - 1B226999 BEL 0P153500 - 0P400999	821455A16(2)	Black	N/A
30 FourStroke	EFI, Manual Version	2006 - 2019	JPN 0R106999 and up BEL 0P401000 and up	8M0051061(12)	Black	N/A
30 FourStroke	EFI, Electric Version	2006 - 2019	JPN 0R106999 and up BEL 0P401000 and up	8M0051062(13)	Black	N/A
30 Jet	4 cylinder.	1994 - 1997	USA 0C159200 - 0G589999	N.L.A.	Black	N.L.A.
30 Jet	3 cylinder.	1998	USA 0G590000 - 0G760299	828813A29(2)(4)	Black	850000A 4
30 Jet	3 cylinder.	1998	USA 0G590000 - 0G760299	828813A29(2)(4)(9)	Black	850000A 4
30 Jet	3 cylinder.	1999 - 2019	USA 0G760300 and up	828813A29(2)(4)	Black	850000A 4
35	2 cyl. Models w/ 2 piece steering arm.	Prior to - 1989 Prior to - 1989	USA 0C159200 and up BEL 9570790 and up	N.L.A.(2)	Black	N/A
40	4 cyl. Models w/ 2 piece steering arm & single tri	1989 - 1997	USA 0C159200 and up BEL 9570790 and up	N.L.A.	Black	N/A
40	4 cyl. Models w/ 2 piece steering arm & single tri	1989 - 1997	USA 0C159200 and up BEL 9570790 and up	N.L.A.	Gray	N/A
40	2 cylinder, 644 cc.	1994 - 1998	USA 0G053314 - 0G760299 BEL 9812719 - 0P016999	821455T 8(2)(5)	Black	N/A
40	2 cylinder, 644 cc.	1994 - 1998	USA 0G053314 - 0G760299 BEL 9812719 - 0P016999	N.L.A.(9)	Gray	N/A
40	2 cylinder, 644 cc.	1999 - 2019 1999 - 2019	USA 0G760300 and up BEL 0P017000 and up	821455T 8(2)(5)	Black	N/A
40E / EL	2 cyl.(Japanese Origin) Without oil injection.		6E9 Series and up	95419A 1(3)	Gray	N/A
40E / EL	2 cyl.(Japanese Origin) With oil injection.		6E9 Series and up	95419A 1(4)	Gray	N/A
40	3 cylinder.	1997 1/2 - 1998	USA 0G531301 - 0G760299	828813A29(2)(4)	Black	N/A

Not all parts listed are available for the European, C.I.S., Africa and Middle East Markets.
For more information, please contact your local Mercury, Mariner, MerCruiser or Quicksilver Office.

OUTBOARD

Model	Model Notes	Year Range	Serial # Range	Tiller Handle Kit Part Number	Handle Color	Shift Attaching Kit
			BEL 9973100 - 0P016999			
40	3 cylinder.	1997 1/2 - 1998	USA 0G531301 - 0G760299	828813A29(2)(4)(9)	Black	N/A
			BEL 9973100 - 0P016999			
40	3 cylinder.	1999 - 2005	USA 0G760300 - 1B226999	828813A29(2)(4)	Black	N/A
40	3 cylinder.	1999 - 2019	BEL 0P017000 and up	828813A29(2)(4)	Black	N/A
40 FourStroke	3 cyl. Carb	1999 - 2005	USA 0G760300 - 1B226999	821455A22(2)	Black	N/A
			BEL 0P094500 - 0P400999			
40 FourStroke	3 cyl. EFI	2002 - 2005	USA 0T409000 - 1B226999	821455A16(2)	Black	N/A
			BEL 0P153500 - 0P400999			
40 FourStroke	3 cyl. Manual-Short Shaft	2006	USA 1B227000 - 1B344398	821455A22(10)	Black	N/A
	3 cyl. EFI-Short Shaft	2006	USA 1B227000 - 1B344398	821455A17(2)(10)	Black	N/A
	3 cyl. EFI-Short Shaft only	2006	BEL 0P401000 - 0P515896	821455A17(2)(10)	Black	N/A
	3 cyl. EFI-Long Shaft	2006	CHN 1C00001 - 1C049738	821455A24(11)	Black	N/A
	3 cyl. EFI-Long Shaft	2006	BEL 0P401000 - 0P515896	821455A24(11)	Black	N/A
40 FourStroke	3 cyl. EFI	2007 - 2019	CHN 1C049739 and up	880093A03	Black	N/A
40 FourStroke	4 cylinder with Standard Gearcase	1996 - 1998	USA 0G231123 - 0G760299	828813A 2	Black	N/A
				(9)	Gray	N/A
40 FourStroke	4 cylinder with BigFoot Gearcase	1996 - 1998	USA 0G231123 - 0G760299	N.L.A.	Black	N/A
				(9)	Gray	N/A
40 FourStroke	4 cylinder with Standard Gearcase	1999 - 2000	USA 0G760300 - 0T178499	828813A 2	Black	N/A
40 FourStroke	4 cylinder with BigFoot Gearcase	1999 - 2000	USA 0G760300 - 0T178499	N.L.A.	Black	N/A
40 FourStroke	4 cylinder Carb Model w/ BigFoot Gearcase 996 cc.	2001	USA 0T178500 - 0T408999	880095A09	Black	N/A
			BEL 0P094500 - 0P153499			
40 FourStroke	4 cylinder EFI Model w/ BigFoot gearcase 996 cc.	2002 - 2005	USA 0T409000 - 1B226999	880095A05	Black	N/A
			BEL 0P153500 - 0P400999			
40 FourStroke	4 cylinder EFI Mode w/BigFoot gearcase 996 cc.I	2006	USA 1B227000 - 1B344306	880095A04	Black	N/A
			BEL 0P401000 - 0P515896			
40 FourStroke	4 cylinder EFI Mode w/BigFoot gearcase 996 cc.I	2006	CHN 1C00001 - 1C050251	880095A04	Black	N/A
40 FourStroke	4 cylinder EFI, Traditional Tiller	2007 - 2019	CHN 1C050252 and up	880093A03	Black	N/A
	Big Tiller for RC Models			879291A04(16)	Black	N/A
	Big Tiller for H Models			879291A05(16)	Black	N/A
40 JET		2001 - 2019	USA 0T178500 and up	816366A48(2)	Black	850000A 2
			BEL 0P094500 and up			
40 JET FourStroke	4 cylinder EFI	2007 - 2019	CHN 1C051324 and up	889246A37	Black	N/A
45	4 cyl. w/2 pc steering arm & 2 trim cylinders	1989	USA 0C159200 and up	N.L.A.(2)	Black	N/A
			BEL 9570790 and up			
45 FourStroke	4 cylinder with Standard Gearcase	1996 - 1998	USA 0G231123 - 0G760299	828813A 2	Black	N/A
45 FourStroke	4 cylinder with BigFoot Gearcase	1996 - 1998	USA 0G231123 - 0G760299	N.L.A.	Black	N/A
45 FourStroke	4 cylinder with Standard Gearcase	1999 - 2000	USA 0G760300 - 0T178499	828813A 2	Black	N/A
45 FourStroke	4 cylinder with BigFoot Gearcase	1999 - 2000	USA 0G760300 - 0T178499	N.L.A.	Black	N/A
45 Jet		1994 - 1998	USA 0D182000 - 0G760299	N.L.A.(2)	Black	850000A 2
				N.L.A.(9)	Gray	850000A 2
45 Jet		1999 - 2000	USA 0G760300 - 0T178499	816366A48(2)	Black	850000A 2
50	Models w/2 pc steering arm & 2 trim cylinders	Prior to - 1989 1/2	USA Prior to - 0C160935	N.L.A.(2)	Black	N/A
			BEL Prior to - 9469199			
50	Models w/2 pc steering arm & single trim cylinder	1989 1/2 - 1990	USA 0C160936 - 0D042363	N.L.A.(2)	Black	N/A
			BEL 9469200 - 9671686			
50	51.8 CID	1991 - 1997	USA 0D042364 - 0G589999	N.L.A.(2)	Black	N/A
			BEL 9671687 - 9973099			
50	51.8 CID	1991 - 1997	USA 0D042364 - 0G589999	N.L.A.(9)	Gray	N/A
			BEL 9671687 - 9973099			
50	59 CID	1998	USA 0G590000 - 0G760299	828813A29(2)(4)	Black	N/A
			BEL 9973100 - 0P016999			

Model	Model Notes	Year Range		Serial # Range	Tiller Handle Kit Part Number	Handle Color	Shift Attaching Kit
50	59 CID	1998	USA	0G590000 - 0G760299	828813A29(2)(4)(9)	Black	N/A
			BEL	9973100 - 0P016999			
50		1999 - 2019	USA	0G760300 and up	828813A29(2)(4)	Black	N/A
		1999 - 2019	BEL	0P017000 and up			
50 FourStroke	4 cylinder with Standard Gearcase	1996 - 1998	USA	0G231123 - 0G760299	828813A 2	Black	N/A
50 FourStroke	4 cylinder with BigFoot Gearcase	1996 - 1998	USA	0G231123 - 0G760299	N.L.A.	Black	N/A
					(9)	Gray	N/A
50 FourStroke	4 cylinder with Standard Gearcase	1999 - 2000	USA	0G760300 - 0T178499	828813A 2	Black	N/A
50 FourStroke	4 cylinder with BigFoot gearcase	1999 - 2000	USA	0G760300 - 0T178499	N.L.A.	Black	N/A
50 FourStroke	4 cylinder, Carbureted, 996 cc.	2001	USA	0T178500 - 0T408999	880095A09	Black	N/A
			BEL	0P094500 - 0P253499			
50 FourStroke	4 cylinder, EFI, 996 cc.	2002 - 2005	USA	0T409000 - 1B226999	880095A05	Black	N/A
			BEL	0P153500 - 0P400999			
50 FourStroke	4 cylinder, EFI, 996 cc.	2006	USA	1B227000 - 1B344306	880095A04	Black	N/A
			BEL	0P400999 - 0P515896			
50 FourStroke	4 cylinder, EFI, 996 cc.	2006	CHN	1C000001 - 1C050251	880095A04	Black	N/A
50 FourStroke	4 cylinder EFI, Traditional Tiller	2007 - 2019	CHN	1C050252 and up	880093A03	Black	N/A
	Big Tiller for RC Models				879291A04(16)	Black	N/A
	Big Tiller for H Models				879291A05(16)	Black	N/A
60	Models w/2 pc steering arm & 2 trim cylinders	Prior to - 1989 1/2	USA	Prior to - 0C160935	N.L.A.(2)	Black	N/A
			BEL	Prior to - 9469199			
60	Models w/2 pc steering arm & single trim cylinder	1989 1/2 - 1990	USA	0C160936 - 0D042363	N.L.A.(2)	Black	N/A
			BEL	9469200 - 9671686			
60		1991 - 1998	USA	0D042364 - 0G760299	N.L.A.(2)	Black	N/A
			BEL	9671687 - 0P016999			
60		1991 - 1998	USA	0D042364 - 0G760299	N.L.A.(9)	Gray	N/A
			BEL	9671687 - 0P016999			
60		1999 - 2019	USA	0G760300 and up	816366A48(2)	Black	N/A
			BEL	0P017000 and up			
60 FourStroke	4 cylinder, Carbureted, 996 cc.	2001	USA	0T178500 - 0T408999	880095A09	Black	N/A
			BEL	0P094500 - 0P153499			
60 FourStroke	4 cylinder, EFI, 996 cc.	2002 - 2005	USA	0T409000 - 1B226999	880095A05	Black	N/A
			BEL	0P153500 - 0P400999			
60 FourStroke	4 cylinder, EFI, 996 cc.	2006	USA	1B227000 - 1B344306	880095A04	Black	N/A
			BEL	0P400999 - 0P515896			
60 FourStroke	4 cylinder, EFI, 996 cc.	2006	CHN	1C000001 - 1C050251	880095A04	Black	N/A
60 FourStroke	4 cylinder EFI, Traditional Tiller	2007 - 2019	CHN	1C050252 and up	880093A03	Black	N/A
	Big Tiller for RC Models				879291A04(16)	Black	N/A
	Big Tiller for H Models				879291A05(16)	Black	N/A
65 Jet	3 cylinder	1993 - 1996	USA	0D182000 - 0G449550	N.L.A.	Black	850000A 3
					N.L.A.	Gray	850000A 3
65 Jet	3 cylinder	1997 - 1998	USA	0G449551 - 0G760299	12022A40	Black	850000A 3
					(9)	Gray	850000A 3
65 Jet	3 cylinder	1999 - 2019	USA	0G760300 and up	12022A40	Black	850000A 3
75		1993 - 1996	USA	0D182000 - 0G449550	N.L.A.	Black	N/A
			BEL	9742452 - 9934127			
75		1993 - 1996	USA	0D182000 - 0G449550	(9)	Gray	N/A
			BEL	9742452 - 9934127			
75		1997 - 2019	USA	0G449551 and up	12022A40	Black	N/A
			BEL	9934128 and up			
75 Optimax	1.5L, DFI	2005	USA	0T980000 - 1B226999	896648A07	Black	N/A

Not all parts listed are available for the European, C.I.S., Africa and Middle East Markets.
 For more information, please contact your local Mercury, Mariner, MerCruiser or Quicksilver Office.

OUTBOARD

Model	Model Notes	Year Range		Serial # Range	Tiller Handle Kit Part Number	Handle Color	Shift Attaching Kit	
75 Optimax	1.5L, DFI	2006 - 2019	USA	1B227000 and up	896648A09	Black	N/A	
	Big Tiller, Power Steering				8M0134607	Black	N/A	
	Big Tiller, non-Power Steer				8M0093581	Black	N/A	
75 FourStroke	4 cyl. Carb	2000 - 2003	USA	OG960500 - 0T800749	816366A42	Black	N/A	
75 FourStroke	4 cyl. Carb w/EZ shift gearcase	2004 - 2005	USA	0T800750 - 1B226999	816366A32 (17)	Black	N/A	
75 FourStroke	4 cylinder, EFI	2005	USA	0T980000 - 1B226999	N.L.A.(8)	Black	N/A	
75 FourStroke	4 cylinder, EFI	2006	USA	1B227000 - 1B366822	N.L.A.	Black	N/A	
75 FourStroke, 1.7L	4 cylinder, EFI, Traditional Tiller	2006 - 2014	USA	1B366823 - 2B094955	816366A52	Black	N/A	
	Big Tiller, Power Steering				8M0134607(16)	Black	N/A	
	Big Tiller, non-Power Steer				8M0093581(16)	Black	N/A	
80 Jet	4 cylinder	1997 - 1998	USA	0G449551 - 0G760299	12022A41	Black	850000A 3	
80 Jet	4 cylinder	1997 - 1998	USA	0G449551 - 0G760299	12022A41	Black	850000A 3	
80 Jet	4 cylinder	1999 - 2006	USA	0G760300 - 1B261437	12022A41	Black	850000A 3	
90		1993 - 1996	USA	0D182000 - 0G449550	N.L.A.	Black	N/A	
			BEL	9742452 - 9934127				
90		1993 - 1996	USA	0D182000 - 0G449550	(9)	Gray	N/A	
			BEL	9742452 - 9934127				
90		1997 - 2019	USA	0G449551 and up	12022A40	Black	N/A	
			BEL	9934128 and up				
90 Optimax	1.5L, DFI	2005	USA	0T980000 - 1B226999	896648A07	Black	N/A	
90 Optimax	1.5L, DFI	2006 - 2019	USA	1B227000 and up	896648A09	Black	N/A	
					Big Tiller, Power Steering	8M0134607(16)	Black	N/A
					Big Tiller, non-Power Steer	8M0093581(16)	Black	N/A
90 FourStroke	4 cyl. Carb	2000 - 2003	USA	OG960500 - 0T800749	816366A42	Black	N/A	
90 FourStroke	4 cyl. Carb w/EZ shift gearcase	2004 - 2005	USA	0T800750 - 1B226999	816366A32 (17)	Black	N/A	
90 FourStroke	4 cylinder, EFI	2005	USA	0T980000 - 1B226999	N.L.A.(8)	Black	N/A	
90 FourStroke	4 cylinder, EFI	2006	USA	1B227000 - 1B366822	N.L.A.	Black	N/A	
90 FourStroke, 1.7L	4 cylinder, EFI, Traditional Tiller	2006 - 2014	USA	1B366823 - 2B094955	816366A52	Black	N/A	
	Big Tiller, Power Steering				8M0134607(16)	Black	N/A	
	Big Tiller, non-Power Steer				8M0093581(16)	Black	N/A	
100		1997 - 1999	USA	0G449551 - 0G965520	12022A41	Black	N/A	
			BEL	9934128 - 0P058999				
115		1997 - 2019	USA	0G449551 and up	12022A41	Black	N/A	
			BEL	9934128 and up				
115 Optimax	1.5L, DFI	2004 - 2005	USA	0T801000 - 1B226999	896648A07	Black	N/A	
115 Optimax	1.5L, DFI	2006 - 2019	USA	1B227000 and up	896648A09	Black	N/A	
					Big Tiller, Power Steering	8M0134607(16)	Black	N/A
					Big Tiller, non-Power Steer	8M0093581(16)	Black	N/A
115 FourStroke	EFI	2001 - 2003	USA	0T178500 - 0T800749	816366A42	Black	N/A	
115 FourStroke	EFI	2004 - 2005	USA	0T800750 - 1B226999	816366A32 (17)	Black	N/A	
115 FourStroke	EFI	2006	USA	1B227000 - 1B366822	N.L.A.	Black	N/A	
115 FourStroke, 1.7L	EFI	2006 - 2014	USA	1B366823 - 2B094955	816366A52	Black	N/A	
	Big Tiller, Power Steering				8M0134607(16)	Black	N/A	
	Big Tiller, non-Power Steer				8M0093581(16)	Black	N/A	
125		1997 - 2019	USA	0G449551 and up	12022A41	Black	N/A	
			BEL	9934128 and up				
150 EFI FourStroke	Non-DTS, Big Tiller, Power Steering	2011 - 2019	USA		8M0134604(16)	Black	N/A	
135-250 Optimax	Non-DTS, Big Tiller, Power Steering	2006 - 2019	USA	1B227000 and up	8M0134607(16)	Black	N/A	

Model	Model Notes	Year Range	Serial # Range	Tiller Handle Kit Part Number	Handle Color	Shift Attaching Kit
135-200 L4 Verado	DTS, Big Tiller, Power Steering	2006 - 2019	USA 1B227000 and up	8M0134609(16)	Black	N/A

- (1) Tiller handle harness button 87-823609A 7 or transom mounted keyswitch 15000A 7 required to complete conversion.
- (2) Conversion of power trim models will require a suitable power trim switch.
- (3) Keyswitch panel 47974A10 required to complete conversion.
- (4) Transom mounted ignition keyswitch 15000A 7 required to complete conversion.
- (5) Transom mounted ignition keyswitch 15000A 7 and neutral interlock 87-813960A 4 required to complete conversion.
- (6) On-engine adapter harness 84-858740T06 also required.
- (9) Gray kits are no longer available.
- (10) Has Vertical actuated shift.
- (11) Has Rotary actuated shift.
- (12) Converts an MRC to an MH model.
- (13) Converts an ERC to an EH model. PT models may require trim switch. See part record.
- (14) Engines requiring SAE style ended throttle/shift cables.
- (15) Engines requiring Mercury style ended throttle/shift cables.
- (16) Order Throttle/Shift cables separate depending on engine application.
- (17) Available at Seaway Marine 206-937-7373 (USA) or seawaymarine.com

CO-PILOT KIT

Stabilizes or restricts engine when placed in a full tilt position to aid in keeping it from bouncing and contacting other surrounding surfaces.

CO-PILOT KIT



898103A92

Intended for use on models that are not originally furnished with co-pilot components. The owner's manual should be consulted for important steering friction information.
Fits Mercury/Mariner 25 hp. & 30 hp. EFI FourStroke outboards (JPN 0R106999 & above, BEL 0P401000 & above).

CO-PILOT KIT



98-8M0140877

Intended for use on models that are not originally furnished with co-pilot components.
15/20 EFI FourStroke outboard, 0R833820 and above.
Quicksilver Branded

SAIL CO-PILOT KIT



8M0097129

Locks the engine in the straight position, allowing boat to be steered with auxiliary rudder.
F4/5/6 hp Sail-Power outboards.

TILLER HANDLE BRACKET

Provides attaching point for some co-pilot kits.

TILLER HANDLE BRACKET



98571A 3

Fits Mercury/Mariner 20/25 hp. 2 cycle outboards using a p/n 52148A 1 Co-Pilot kit.

OUTBOARD

STEERING BRACKET WITHOUT CARRYING HANDLE

Used with single RideGuide steering to convert tiller handle models to remote steering.

STEERING BRACKET WITHOUT CARRYING HANDLE



816667A 2

Fits Mercury/Mariner 30/40 hp. (2 cyl.) 2 cycle outboards (USA OG055314 and Newer, BEL 9854537 and Newer) and 25/30/40/45/50 hp. 4-Stroke outboards.

OUTBOARD RIGGING HOSE KIT

Used to enclose remote harness, hoses, cables, etc. between engine cowl and boat transom.

RIGGING TUBE KIT



32-8M0062693

Rigging Tube kit includes 5 ft length (2 in. dia. x 2.3 threads per inch) tube that screws into the fitting coming out of the engine. Includes new grommet 8M0061160 that is used when installing rigging tubes. Remove existing grommet from cowl and replace with this grommet..

Used on 150 EFI 4-Stroke engine only

32-825191A03

Rigging Tube kit includes 5 ft length (2 in. dia. x 2.3 threads per inch) tube that screws into the fitting coming out of the Verado. If OptiMax engine, requires the use of the clamp to attach to fitting coming out of engine. Included in the kit is plastic transom fitting that screws to the tube and can be fastened to the boat.

2005 and newer Verado engines as well as all Opti Max engines

RIGGING HOSE



32-859055 5

Replacement Hose, 2 in. dia. x 2.3 threads per inch, furnished in a 5 ft. length. Fits various Mercury / Mariner V-6 outboards. See application chart for specific engine models.

32-859055 50

Replacement Hose, furnished in a 50 ft. bulk length that can be cut to required length.

Fits various Mercury / Mariner V-6 outboards. See application chart for specific engine models.

Priced individually, sold @ multiples of 2

COWL FITTING



875266A 2

Used on engine end of rigging hose.

Fits various Mercury / Mariner V-6 outboards. Furnished standard with the engines beginning with model year 2,000. See application chart for specific engine models.

COWL FITTING



8M8027677

Used on engine end of rigging hose.

Fits various Mercury / Mariner V-6 outboards. Furnished standard with the engines beginning with model year 2,000.

RIGGING TUBE KIT



32-842756T01

Mercury Racing version, the cowl fitting bolts firmly into place. Because the 2-1/2 inch tubing threads into the one piece couplers instead of over them, greater clearance is achieved for outboard rigging hardware including throttle cables, electronics cables, steering lines, and fuel lines. The durable hose and one piece couplers provide a complete seal at both the engine and boat ends. Hose length is 5 feet.

Fits all production 3.0 liter V-6 EFI and OptiMax cowls as well as Racing 3.0 liter OptiMax cowls.

RIGGING HOSES CHART - MERCURY/MARINER

Mercury/Mariner Rigging Hoses

Model	Brand	Year Range	Country	Serial # Range	Rigging Hose Kit Part Number	Cowl Fitting Required
2.0L V-6	Mercury/Mariner	1996 - 1999	USA	0G303046 - 0G949999	32-825191A03	875266A 2
2.0L V-6	Mercury/Mariner	2000 - 2019	USA	0T065504 and up	32-825191A03	Incl. With Engine
2.5L V-6	Mercury/Mariner	1996 - 1999	USA	0G303046 - 0G949999	32-825191A03	875266A 2
2.5L V-6	Mercury/Mariner	2000 - 2019	USA	0T065504 and up	32-825191A03	Incl. With Engine
2.5L OPTIMAX	Mercury/Mariner	1998 - 1999	USA	0G590000 - 0G949999	32-825191A03	875266A 2
2.5L OPTIMAX	Mercury/Mariner	2000 - 2019	USA	0T065504 and up	32-825191A03	Incl. With Engine
3.0L V-6	Mercury/Mariner	1994 - 1999	USA	0D280813 - 0G949999	32-825191A03	875266A 2
3.0L V-6	Mercury/Mariner	2000 - 2019	USA	0T014000 and up	32-825191A03	Incl. With Engine
3.0L DFI	Mercury/Mariner	1997	USA	0G386496 - 0G589999	32-825191A03	875266A 2
3.0L OPTIMAX	Mercury/Mariner	1998 - 1999	USA	0G590000 - 0G949999	32-825191A03	8M8027677
3.0L OPTIMAX	Mercury/Mariner	2000 - 2019	USA	0T014000 and up	32-825191A03	Incl. With Engine
225 EFI FourStroke	Mercury/Mariner	2003 - 2019	USA	0T635945 and up	32-825191A03	Incl. With Engine
Verado	Mercury/Mariner	2005 - 2019	USA	0T980000 and up	32-825191A03	Incl. With Engine
150 EFI FourStroke	Mercury/Mariner	2011 - 2019	USA	1B905505 and up	32-8M0062693	Incl. With Engine

SHALLOW WATER DRIVE KIT

Provides a tilt mechanism to allow for trolling or low speed running in the sixth tilt pin position.

SHALLOW WATER DRIVE KIT



12756A 1

This kit is designed to be added to remote control models. It is furnished standard on the tiller handle models.

Fits Mercury/Mariner 20/25 hp. 2 cycle models (1986 and Newer), 9.9 hp. FourStroke models (1999-2004) and 15 hp. FourStroke (323cc).

SIDESHIFT CONVERSION KIT

Converts a tiller handle shift to a side shift.

SIDESHIFT CONVERSION KIT



821190A 1

1992 and older.

Fits Mercury / Mariner 6-15 hp. 2 cycle outboards (USA 0A197112-0D181999, BEL 9461526-9740999).

821190A 3

1993 and newer.

Fits Mercury/Mariner 6-15 hp. 2 cycle outboards (USA 0D182000 and Newer, BEL 9741000 and Newer).

OUTBOARD

SIDESHIFT CONVERSION KIT



821190A 2

1994 1/2 and newer.
Fits Mercury/Mariner 20/25 hp. 2 cycle outboards (USA 0G044027 and Newer, BEL 9807909 and Newer).

EXTENSION KIT - 5 INCH (127MM)

A motor leg spacer kit providing 5" (127mm) of extension.

DRIVESHAFT EXTENSION KIT



853783A06

Painted black, converts 20" (508mm) to 25" (635mm).
Fits Mercury 9.9 hp. FourStroke outboards with Standard gearcase, Model Year 2005 and newer.

5 INCH EXTENSION KIT



853783A05

Painted black, converts 20" (508mm) to 25" (635mm).
Fits Mercury/Mariner 9.9 hp. FourStroke, Model Year 2005 & newer, with BigFoot gearcase.

5 INCH EXTENSION KIT



8M0128829

Painted black, converts 20 inch (508mm) to 25 inch (635mm)
Fits Mercury 25/30 hp fourstroke outboards, 0R106999 and up.

5 INCH EXTENSION KIT



12092A13

Painted black, converts 20" (508mm) to 25" (635mm).
Fits various Mercury 70-125 hp. 2 cycle outboards (1998) and Mercury / Mariner 70-125 hp. 2 cycle outboards (1999 and Newer). See application chart for specific engine models.

5 INCH EXTENSION KIT



8M0137852

Painted black, converts 20" (508mm) to 25" (635 mm).
15/20 EFI FourStroke outboard, 0R833820 and above.

5 INCH EXTENSION KIT



12092A18

Painted black, converts 20" (508 mm) to 25" (635 mm).
Fits Mercury/Mariner 40/50/60 Bigfoot FourStroke outboards (USA 0T178500-1B344306 & BEL 0P094500-0P400999).

5 INCH EXTENSION KIT



12092A19

Painted black, converts 20" (508 mm) to 25" (635 mm).
Fits Mercury/Mariner 75/90/115 FourStroke (1.7L) outboards with serial number USA 1B366823-2B094955.

5 INCH EXTENSION KIT



12092A20

Painted black, converts 20" (508 mm) to 25" (635 mm).
Fits Mercury/Mariner 40/50/60 Bigfoot FourStroke outboards (CHN 1C050252 & above, BEL 0P401000 & above)

5 INCH EXTENSION KIT



8M0105089

Painted, converts 20 in. (508MM) to 25 in. (635MM).
Fits Mercury/Mariner 75-115 FourStroke (2.1L) standard gearcase outboards beginning with serial number USA 2B094996 & Up.

5 INCH EXTENSION KIT



8M0105090

Painted, converts 20 in. (508MM) to 25 in. (635MM).
Fits Mercury/Mariner 75-115 FourStroke (2.1L) Command Thrust (CT) gearcase outboards beginning with serial number USA 2B094996 & Up.

5 INCH EXTENSION KIT



8M0105087

Converts 20 inch (508mm) L model to a 25 inch (635mm) XL model.
Fits the Mercury/Mariner F150 hp. EFI FourStroke 4 cylinder outboard.

EXTENSION KIT - 2 1/2 INCH (64MM)

A motor leg spacer kit providing 2 1/2" (64mm) of extension.

2 1/2 INCH EXTENSION KIT



824072A 7

Painted black, converts 20 in. (508mm) to 22 1/2 in. (572mm).
Fits Mercury/Mariner 25 hp. FourStroke outboards, carb models (MY1998-2005).

2 1/2 INCH EXTENSION KIT



824072A 3

Painted black, converts 20 in. (508mm) to 22 1/2 in. (572mm).
Fits various Mercury/Mariner 30-50 hp. 2 cycle outboards. See application chart for specific engine models.

2 1/2 INCH EXTENSION KIT



816696A 1

Painted black, converts 20 in. (508mm) to 22 1/2 in. (572mm).
Fits various Mercury/Mariner 50/55/60 hp. 2 cycle outboards. See application chart for specific engine models.

OUTBOARD

2 1/2 INCH EXTENSION KIT



816696A 8

Painted Black, converts 20 in. (508mm) to 22 1/2 in. (572mm). Fits various Mercury 70-125 hp. 2 cycle outboards (1994-1997). See application chart for specific engine models.

816696A 9

Painted gray, converts 20 in. (508mm) to 22 1/2 in. (572mm). Fits various Mariner 70-125 hp. 2 cycle outboards (1994-1997). See application chart for specific engine models.

2 1/2 INCH EXTENSION KIT



816696A12

Painted black, converts 20 in. (508 mm) to 22 1/2 in. (572 mm). Fits Mercury/Mariner 40/50/60 (4 cyl.) FourStroke standard gearcase outboards (USA 0T178500-1B344306, CHN 1C000001-1C050251, BEL 0P094500-0P515896).

2 1/2 INCH EXTENSION KIT



879150A88

Painted black, converts 20 in. (508 mm) to 22 1/2 in. (572 mm). Fits Mercury/Mariner 50/60 (4 cyl.) FourStroke standard gearcase outboards (CHN 1C050252 and above, BEL 0P515897 and above).

DRIVESHAFT HOUSING SPACER KITS - "NEW" V6 (3.4L) & V8 (4.6L)

5 INCH SPACER KIT (BLACK)

Image not Available.

8M0142779

Must purchase spacer kit and a driveshaft extension kit to do a complete installation on the NEW V6 and V8 FourStroke outboards. The max extension length available is Extra Extra Long (XXL), measuring at 76.2CM (30in.).

NEW V6 (3.4L) & V8 (4.6L) FourStroke outboards. The XXL driveshaft option cannot be installed on the standard 300HP CMS engines, however it can be installed on the 300HP SeaPro.

Mercury Branded

5 INCH SPACER KITS (SILVER)



8M0147047

Must purchase spacer kit and a driveshaft extension kit to do a complete installation on the NEW V6 and V8 FourStroke outboards. The max extension length available is Extra Extra Long (XXL), measuring at 76.2CM (30in.).

NEW V6 (3.4L) & V8 (4.6L) FourStroke outboards. The XXL driveshaft option cannot be installed on the standard 300HP CMS engines, however it can be installed on the 300HP SeaPro.

Mercury Branded

10 INCH SPACER KIT (BLACK)

Image not Available.

8M0142787

Must purchase spacer kit and a driveshaft extension kit to do a complete installation on the NEW V6 and V8 FourStroke outboards. The max extension length available is Extra Extra Long (XXL), measuring at 76.2CM (30in.).

NEW V6 (3.4L) & V8 (4.6L) FourStroke outboards. The XXL driveshaft option cannot be installed on the standard 300HP CMS engines, however it can be installed on the 300HP SeaPro.

Mercury Branded

10 INCH SPACER KIT (SILVER)



8M0147046

Must purchase spacer kit and a driveshaft extension kit to do a complete installation on the NEW V6 and V8 FourStroke outboards. The max extension length available is Extra Extra Long (XXL), measuring at 76.2CM (30in.).

NEW V6 (3.4L) & V8 (4.6L) FourStroke outboards. The XXL driveshaft option cannot be installed on the standard 300HP CMS engines, however it can be installed on the 300HP SeaPro.

Mercury Branded

DRIVESHAFT HOUSING EXTENSION KITS - "NEW" V6 (3.4L) & V8 (4.6L)

DRIVESHAFT EXTENSION KIT - L

Image not Available.

98-8M0146062

4.8 In. gearcase long shaft 50.8cm (20in.). Must also purchase spacer kit to do complete extension installation.

NEW V6 (3.4L) & V8 (4.6L) FourStroke outboards. The XXL driveshaft option cannot be installed on the standard 300HP CMS engines, however it can be installed on the 300HP SeaPro.

Mercury Branded

DRIVESHAFT EXTENSION KIT - XL

98-8M0146063

4.8in. gearcase extra long shaft 63.5cm (25in.). Must also purchase spacer kit to do complete extension installation.

NEW V6 (3.4L) & V8 (4.6L) FourStroke outboards. The XXL driveshaft option cannot be installed on the standard 300HP CMS engines, however it can be installed on the 300HP SeaPro.

Mercury Branded

DRIVESHAFT EXTENSION KIT - XXL

98-8M0146064

4.8in. gearcase extra extra long 76.2cm (30in.). Must also purchase spacer kit to do complete extension installation.

NEW V6 (3.4L) & V8 (4.6L) FourStroke outboards. The XXL driveshaft option cannot be installed on the standard 300HP CMS engines, however it can be installed on the 300HP SeaPro.

Mercury Branded

DRIVESHAFT EXTENSION KIT - L

98-8M0146065

5.44in. gearcase long shaft 50.8cm (20in.). Must also purchase spacer kit to do complete extension installation.

NEW V6 (3.4L) & V8 (4.6L) FourStroke outboards. The XXL driveshaft option cannot be installed on the standard 300HP CMS engines, however it can be installed on the 300HP SeaPro.

DRIVESHAFT EXTENSION KIT - XL

98-8M0146066

5.44in. gearcase extra long 63.5cm (25in.). Must also purchase spacer kit to do complete extension installation.

NEW V6 (3.4L) & V8 (4.6L) FourStroke outboards. The XXL driveshaft option cannot be installed on the standard 300HP CMS engines, however it can be installed on the 300HP SeaPro.

Mercury Branded

DRIVESHAFT EXTENSION KIT - XXL

Image not Available.

98-8M0146067

5.44in. gearcase extra extra long 76.2cm (30in.). Must also purchase spacer kit to do complete extension installation.

NEW V6 (3.4L) & V8 (4.6L) FourStroke outboards. The XXL driveshaft option cannot be installed on the standard 300HP CMS engines, however it can be installed on the 300HP SeaPro.

Mercury Branded

DRIVESHAFT EXTENSION CHART

Mercury/Mariner/Force/Chrysler Extension Kits

Model	Brand	Model Note	Year Range	Serial # Range	Converts 15 Inch (381 mm) To 20 Inch (508 mm)	Converts 20 Inch (508 mm) To 22 1/2 Inch (572 mm)	Converts 20 Inch (508 mm) To 25 Inch (635 mm)	Color
3.5	Chrysler		USA		N.L.A.	N/A	N/A	Unpainted
4	Chrysler		USA		N.L.A.	N/A	N/A	Unpainted
4	Force		1984 - 1987	USA E000001 and up	N.L.A.	N/A	N/A	Unpainted
4	Mercury	With thru hub exhaust	1987 - 1998	USA 0A809601 - 0G710612	N.L.A.	N/A	N/A	Black
4	Mercury	With thru hub exhaust	1987 - 1998	BEL 9477830 - 0P016999	N.L.A.	N/A	N/A	Black
4	Mariner	With thru hub exhaust	1987 - 1998	USA 0A809601 - 0G710613	N.L.A.	N/A	N/A	Black
4	Mariner	With thru hub exhaust	1987 - 1998	BEL 9477830 - 0P016999	N.L.A.	N/A	N/A	Black
4	Mercury/Mariner		1999 - 2019	USA 0G710613 and up	N.L.A.	N/A	N/A	Black
4	Mercury/Mariner		1999 - 2019	BEL 0P017000 and up	N.L.A.	N/A	N/A	Black
4 FourStroke	Mercury/Mariner		1999 - 2019	JPN 0R000001 and up	N.L.A.	N/A	N/A	Black
4 FourStroke	Mercury/Mariner		1999 - 2019	BEL 0P073456 and up	N.L.A.	N/A	N/A	Black
5	Force		1988 - 2019	USA E000001 and up		N/A	N/A	Unpainted
5	Mercury	With thru hub exhaust	1987 - 1998	USA 0A809601 - 0G710612	N.L.A.	N/A	N/A	Black
5	Mercury	With thru hub exhaust	1987 - 1998	BEL 9477830 - 0P016999	N.L.A.	N/A	N/A	Black
5	Mariner	With thru hub exhaust	1987 - 1998	USA 0A809601 - 0G710612	N.L.A.	N/A	N/A	Black
5	Mariner	With thru hub exhaust	1987 - 1998	BEL 9477830 - 0P016999	N.L.A.	N/A	N/A	Black
5	Mercury/Mariner		1999 - 2019	USA 0G710613 and up	N.L.A.	N/A	N/A	Black
5	Mercury/Mariner		1999 - 2019	BEL 0P017000 and up	N.L.A.	N/A	N/A	Black
5 FourStroke	Mercury/Mariner		1999 - 2019	JPN 0R000001 and up	N.L.A.	N/A	N/A	Black
5 FourStroke	Mercury/Mariner		1999 - 2019	BEL 0P073456 and up	N.L.A.	N/A	N/A	Black
6	Mercury		1986 - 1993	USA 0A197112 - 0D280999	N/A	N/A	N.L.A.	Black

Not all parts listed are available for the European, C.I.S., Africa and Middle East Markets. For more information, please contact your local Mercury, Mariner, MerCruiser or Quicksilver Office.

OUTBOARD

Model	Brand	Model Note	Year Range	Serial # Range	Converts 15 Inch (381 mm) To 20 Inch (508 mm)	Converts 20 Inch (508 mm) To 22 1/2 Inch (572 mm)	Converts 20 Inch (508 mm) To 25 Inch (635 mm)	Color
6	Mercury		1986 - 1993	BEL 9461526 - 9792199	N/A	N/A	N.L.A.	Black
6	Mariner		1986 - 1993	USA 0A197112 - 0D280999	N/A	N/A	N.L.A.	Black
6	Mariner		1986 - 1993	BEL 9461526 - 9792199	N/A	N/A	N.L.A.	Black
6	Mercury		1994	USA 0D281000 - 0G077360	N/A	N/A	N.L.A.	Black
6	Mercury		1994	BEL 9792200 - 9831799	N/A	N/A	N.L.A.	Black
6	Mariner		1994	USA 0D281000 - 0G077360	N/A	N/A	N.L.A.	Gray
6	Mariner		1994	BEL 9792200 - 9831799	N/A	N/A	N.L.A.	Gray
6	Mercury		1995 - 1998	USA 0G077361 - 0G760299	N/A	N/A	N.L.A.	Black
6	Mercury		1995 - 1998	BEL 9831800 - 0P016999	N/A	N/A	N.L.A.	Black
6	Mariner		1995 - 1998	USA 0G077361 - 0G760299	N/A	N/A	N.L.A.	Gray
6	Mariner		1995 - 1998	BEL 9831800 - 0P016999	N/A	N/A	N.L.A.	Gray
6	Mercury/Mariner		1999 - 2003	USA 0G760300 - 0T800749	N/A	N/A	N.L.A.	Black
6	Mercury/Mariner		1999 - 2003	BEL 0P017000 and up	N/A	N/A	N.L.A.	Black
6 FourStroke	Mercury/Mariner		1999 - 2019	JPN 0R000001 and up	N.L.A.	N/A	N/A	Black
6 FourStroke	Mercury/Mariner		1999 - 2019	BEL 0P073456 and up	N.L.A.	N/A	N/A	Black
8	Mercury		1986 - 1993	USA 0A197112 - 0D280999	N/A	N/A	N.L.A.	Black
8	Mercury		1986 - 1993	BEL 9461526 - 9792199	N/A	N/A	N.L.A.	Black
8	Mariner		1986 - 1993	USA 0A197112 - 0D280999	N/A	N/A	N.L.A.	Black
8	Mariner		1986 - 1993	BEL 9461526 - 9792199	N/A	N/A	N.L.A.	Black
8	Mercury		1994	USA 0D281000 - 0G077360	N/A	N/A	N.L.A.	Black
8	Mercury		1994	BEL 9792200 - 9831799	N/A	N/A	N.L.A.	Black
8	Mariner		1994	USA 0D281000 - 0G077360	N/A	N/A	N.L.A.	Gray
8	Mariner		1994	BEL 9792200 - 9831799	N/A	N/A	N.L.A.	Gray
8	Mercury		1995 - 1998	USA 0G077361 - 0G760299	N/A	N/A	N.L.A.	Black
8	Mercury		1995 - 1998	BEL 9831800 - 0P016999	N/A	N/A	N.L.A.	Black
8	Mariner		1995 - 1998	USA 0G077361 - 0G760299	N/A	N/A	N.L.A.	Gray
8	Mariner		1995 - 1998	BEL 9831800 - 0P016999	N/A	N/A	N.L.A.	Gray
8	Mercury/Mariner		1999 - 2006	USA 0G760300 and up	N/A	N/A	N.L.A.	Black
8	Mercury/Mariner		1999 - 2006	BEL 0P017000 and up	N/A	N/A	N.L.A.	Black
8 FourStroke	Mercury	232 CC.	1995 - 1998	USA 0H000058 - 0H017099	N/A	N/A	N.L.A.	Black
8 FourStroke	Mariner	232 CC.	1995 - 1998	USA 0H000058 - 0H017099	N/A	N/A	N.L.A.	Gray
8 FourStroke	Mercury/Mariner	232 CC.	1999	USA 0H017100 - 0H017349	N/A	N/A	N.L.A.	Black
8 FourStroke	Mercury/Mariner	232 CC.	1999 - 2000	USA 0G760300 and up	N/A	N/A	N.L.A.	Black
8 FourStroke	Mercury/Mariner	323 CC.	2001 - 2004	BEL 0P086824 - 0P325499	N/A	N/A	N.L.A.	Black
8 FourStroke	Mercury/Mariner		2005 - 2019	JPN 0R042475 and up	N/A	N/A	853783A06	Black
8 FourStroke	Mercury/Mariner		2005 - 2019	BEL 0P325500 and up	N/A	N/A	853783A06	Black
9.9	Chrysler	Low profile only.		USA	N.L.A.	N/A	N/A	N/A
9.9	Force	Low profile only.		USA	E000001 and up	N.L.A.	N/A	N/A
9.9	Mercury		1986 - 1993	USA 0A197112 - 0D280999	N/A	N/A	N.L.A.	Black
9.9	Mercury		1986 - 1993	BEL 9461526 - 9792199	N/A	N/A	N.L.A.	Black
9.9	Mariner		1986 - 1993	USA 0A197112 - 0D280999	N/A	N/A	N.L.A.	Black
9.9	Mariner		1986 - 1993	BEL 9461526 - 9792199	N/A	N/A	N.L.A.	Black
9.9	Mercury		1994	USA 0D281000 - 0G077360	N/A	N/A	N.L.A.	Black
9.9	Mercury		1994	BEL 9792200 - 9831799	N/A	N/A	N.L.A.	Black
9.9	Mariner		1994	USA 0D281000 - 0G077360	N/A	N/A	N.L.A.	Gray
9.9	Mariner		1994	BEL 9792200 - 9831799	N/A	N/A	N.L.A.	Gray
9.9	Mercury		1995 - 1998	USA 0G077361 - 0G760299	N/A	N/A	N.L.A.	Black
9.9	Mercury		1995 - 1998	BEL 9831800 - 0P016999	N/A	N/A	N.L.A.	Black
9.9	Mariner		1995 - 1998	USA 0G077361 - 0G760299	N/A	N/A	N.L.A.	Gray
9.9	Mariner		1995 - 1998	BEL 9831800 - 0P016999	N/A	N/A	N.L.A.	Gray
9.9	Mercury/Mariner		1999 - 2006	USA 0G760300 and up	N/A	N/A	N.L.A.	Black
9.9	Mercury/Mariner		1999 - 2006	BEL 0P017000 and up	N/A	N/A	N.L.A.	Black
9.9 FourStroke	Mercury	232 CC.	1995 - 1998	USA 0H000058 - 0H016909	N/A	N/A	N.L.A.	Black

Model	Brand	Model Note	Year Range		Serial # Range	Converts 15 Inch (381 mm) To 20 Inch (508 mm)	Converts 20 Inch (508 mm) To 22 1/2 Inch (572 mm)	Converts 20 Inch (508 mm) To 25 Inch (635 mm)	Color
9.9 FourStroke	Mariner	232 CC.	1995 - 1998	USA	0H000058 - 0H016909	N/A	N/A	N.L.A.	Gray
9.9 FourStroke	Mercury/Mariner	323 CC.	1999 - 2004	USA	0G760300 - 0T979999	N/A	N/A	N.L.A.	Black
9.9 FourStroke	Mercury/Mariner	323 CC.	1999 - 2004	BEL	0P075166 - 0P325499	N/A	N/A	N.L.A.	Black
9.9 FourStroke	Mercury/Mariner	Standard Gearcase	2005 - 2019	JPN	0R042475 and up	N/A	N/A	853783A06	Black
9.9 FourStroke	Mercury/Mariner	Standard Gearcase	2005 - 2019	BEL	0P325500 and up	N/A	N/A	853783A06	Black
9.9 FourStroke	Mercury/Mariner	BigFoot Gearcase	2005 - 2019	JPN	0R052328 and up	N/A	N/A	853783A05	Black
9.9 FourStroke	Mercury/Mariner	BigFoot Gearcase	2005 - 2019	BEL	0P325500 and up	N/A	N/A	853783A05	Black
12.9	Chrysler		1968 - 1983	USA		N.L.A.	N/A	N/A	N/A
15	Force	Low profile only.	1984 - 1997	USA	E000001 - E287999	N.L.A.	N/A	N/A	N/A
15	Mercury		1986 - 1993	USA	0A197112 - 0D280999	N/A	N/A	N.L.A.	Black
15	Mercury		1986 - 1993	BEL	9461526 - 9792199	N/A	N/A	N.L.A.	Black
15	Mariner		1986 - 1993	USA	0A197112 - 0D280999	N/A	N/A	N.L.A.	Black
15	Mariner		1986 - 1993	BEL	9461526 - 9792199	N/A	N/A	N.L.A.	Black
15	Mercury		1994	USA	0D281000 - 0G077360	N/A	N/A	N.L.A.	Black
15	Mercury		1994	BEL	9792200 - 9831799	N/A	N/A	N.L.A.	Black
15	Mariner		1994	USA	0D281000 - 0G077360	N/A	N/A	N.L.A.	Gray
15	Mariner		1994	BEL	9792200 - 9831799	N/A	N/A	N.L.A.	Gray
15	Mercury		1995 - 1998	USA	0G077361 - 0G760299	N/A	N/A	N.L.A.	Black
15	Mercury		1995 - 1998	BEL	9831800 - 0P016999	N/A	N/A	N.L.A.	Black
15	Mariner		1995 - 1998	USA	0G077361 - 0G760299	N/A	N/A	N.L.A.	Gray
15	Mariner		1995 - 1998	BEL	9831800 - 0P016999	N/A	N/A	N.L.A.	Gray
15	Mercury/Mariner		1999 - 2006	USA	0G760300 and up	N/A	N/A	N.L.A.	Black
15	Mercury/Mariner		1999 - 2006	BEL	0P017000 and up	N/A	N/A	N.L.A.	Black
15 FourStroke	Mercury		1998	USA	0G590000 - 0G760299	N/A	N/A	N.L.A.	Black
15 FourStroke	Mariner		1998	USA	0G590000 - 0G760299	N/A	N/A	N.L.A.	Gray
15 FourStroke	Mercury/Mariner	323cc	1999 - 2008	USA	0G760300 and up	N/A	N/A	N.L.A.	Black
15 FourStroke	Mercury/Mariner	323cc	1999 - 2008	BEL	0P075166 and up	N/A	N/A	N.L.A.	Black
15 EFI FourStroke	Mercury/Mariner		2017 - 2019	JPN	0R833820 and up	N/A	N/A	8M0137852	Black
20 EFI FourStroke	Mercury/Mariner		2017 - 2019	JPN	0R833820 and up	N/A	N/A	8M0137852	Black
25 (4-Stroke)	Mercury/Mariner	Carb Model Only	1998 - 2005	USA	0G590000 - 1B344298	N/A	824072A 7	N/A	Black
30/40	Mercury	2 cylinder	1994 - 1998	USA	0G055314 - 0G760299	N/A	824072A 3	N/A	Black
30/40	Mercury	2 cylinder	1994 - 1998	BEL	9854537 - 0P016999	N/A	824072A 3	N/A	Black
30/40	Mariner	2 cylinder	1994 - 1998	USA	0G055314 - 0G760299	N/A	N.L.A.	N/A	Gray
30/40	Mariner	2 cylinder	1994 - 1998	BEL	9854537 - 0P016999	N/A	N.L.A.	N/A	Gray
30/40	Mercury/Mariner	2 cylinder	1999 - 2006	USA	0G760300 and up	N/A	824072A 3	N/A	Black
30/40	Mercury/Mariner	2 cylinder	1999 - 2006	BEL	0P017000 and up	N/A	824072A 3	N/A	Black
30 FourStroke	Mercury/Mariner	3 cylinder	1999 - 2005	USA	0G760300 - 1B226999	N/A	N.L.A.	N/A	Black
40	Mercury	3 cylinder, 59 CID	1997 1/2 - 1998	USA	0G531301 - 0G760299	N/A	824072A 3	N/A	Black
40	Mercury	3 cylinder, 59 CID	1997 1/2 - 1998	BEL	9973100 - 0P016999	N/A	824072A 3	N/A	Black
40	Mariner	3 cylinder, 59 CID	1997 1/2 - 1998	USA	0G531301 - 0G760299	N/A	N.L.A.	N/A	Gray
40	Mariner	3 cylinder, 59 CID	1997 1/2 - 1998	BEL	9973100 - 0P016999	N/A	N.L.A.	N/A	Gray
40	Mercury/Mariner	3 cylinder, 59 CID	1999 - 2006	USA	0G760300 and up	N/A	824072A 3	N/A	Black
40	Mercury/Mariner	3 cylinder, 59 CID	1999 - 2006	BEL	0P017000 and up	N/A	824072A 3	N/A	Black
40 FourStroke	Mercury	4 cylinder	1995 - 1998	USA	0G231123 - 0G760299	N/A	N.L.A.	N/A	Black
40 FourStroke	Mariner	4 cylinder	1995 - 1998	USA	0G231123 - 0G760299	N/A	N.L.A.	N/A	Gray
40 FourStroke	Mercury/Mariner	4 cylinder	1999 - 2000	USA	0G760300 and up	N/A	N.L.A.	N/A	Black
40 FourStroke	Mercury/Mariner	4 Cylinder with BigFoot gearcase 996 cc.	2001 - 2006	USA	0T178500 - 1C050251	N/A	N/A	12092A18	Black
40 FourStroke	Mercury/Mariner	4 cylinder with BigFoot gearcase 996 cc.	2001 - 2006	BEL	0P094500 - 0P400999	N/A	N/A	12092A18	Black

Not all parts listed are available for the European, C.I.S., Africa and Middle East Markets.
For more information, please contact your local Mercury, Mariner, MerCruiser or Quicksilver Office.

OUTBOARD

Model	Brand	Model Note	Year Range		Serial # Range	Converts 15 Inch (381 mm) To 20 Inch (508 mm)	Converts 20 Inch (508 mm) To 22 1/2 Inch (572 mm)	Converts 20 Inch (508 mm) To 25 Inch (635 mm)	Color
40 FourStroke	Mercury/Mariner	4 cylinder with BigFoot gearcase 996 cc.	2006 - 2019	CHN	1C050252 and up	N/A	N/A	12092A20	Black
40 FourStroke	Mercury/Mariner	4 cylinder with BigFoot gearcase 996 cc.	2006 - 2019	BEL	0P401000 and up	N/A	N/A	12092A20	Black
40 FourStroke	Mercury/Mariner	3 cylinder	1999 - 2005	USA	0G760300 - 1B226999	N/A	N.L.A.	N/A	Black
40 FourStroke	Mercury/Mariner	3 cylinder, BigFoot	2000 - 2005	USA	0G960500 - 1B226999	N/A	N/A	N.L.A.	Black
45 FourStroke	Mercury	4 cylinder	1995 - 1998	USA	0G231123 - 0G760299	N/A	N.L.A.	N/A	Black
45 FourStroke	Mariner	4 cylinder	1995 - 1998	USA	0G231123 - 0G760299	N/A	N.L.A.	N/A	Gray
45 FourStroke	Mercury/Mariner	4 cylinder	1999 - 2000	USA	0G760300 and up	N/A	N.L.A.	N/A	Black
50	Mercury	3 cylinder, 51.8 CID	1991 - 1997	USA	0D000750 - 0G589999	N/A	816696A 1	N/A	Black
50	Mercury	3 cylinder, 51.8 CID	1991 - 1997	BEL	9682500 - 9973099	N/A	816696A 1	N/A	Black
50	Mariner	3 cylinder, 51.8 CID	1991 - 1997	USA	0D000750 - 0G589999	N/A	N.L.A.	N/A	Gray
50	Mariner	3 cylinder, 51.8 CID	1991 - 1997	BEL	9682500 - 9973099	N/A	N.L.A.	N/A	Gray
50	Mercury	3 cylinder, 59 CID	1998	USA	0G590000 - 0G760299	N/A	824072A 3	N/A	Black
50	Mercury	3 cylinder, 59 CID	1998	BEL	9973100 - 0P016999	N/A	824072A 3	N/A	Black
50	Mariner	3 cylinder, 59 CID	1998	USA	0G590000 - 0G760299	N/A	N.L.A.	N/A	Gray
50	Mariner	3 cylinder, 59 CID	1998	BEL	9973100 - 0P016999	N/A	N.L.A.	N/A	Gray
50	Mercury/Mariner	3 cylinder, 59 CID	1999 - 2006	USA	0G760300 and up	N/A	824072A 3	N/A	Black
50	Mercury/Mariner	3 cylinder, 59 CID	1999 - 2006	BEL	0P017000 and up	N/A	824072A 3	N/A	Black
50 FourStroke	Mercury	4 cylinder	1995 - 1998	USA	0G231123 - 0G760299	N/A	N.L.A.	N/A	Black
50 FourStroke	Mariner	4 cylinder	1995 - 1998	USA	0G231123 - 0G760299	N/A	N.L.A.	N/A	Gray
50 FourStroke	Mercury/Mariner	4 cylinder	1999 - 2000	USA	0G760300 - 0T178499	N/A	N.L.A.	N/A	Black
50 FourStroke	Mercury/Mariner	BigFoot	1998 - 2000	USA	0G590000 - 0T178499	N/A	N/A	N.L.A.	Black
50 FourStroke	Mercury/Mariner	4 cylinder with standard gearcase 996 cc.	2001 - 2006	USA	0T178500 - 1B344306	N/A	816696A12	N/A	Black
50 FourStroke	Mercury/Mariner	4 cylinder with standard gearcase 996 cc.	2006	CHN	1C000001 - 1C050251	N/A	816696A12	N/A	Black
50 FourStroke	Mercury/Mariner	4 cylinder with standard gearcase 996 cc.	2001 - 2006	BEL	0P094500 - 0P515896	N/A	816696A12	N/A	Black
50 FourStroke	Mercury/Mariner	4 cylinder with standard gearcase 996 cc.	2006 - 2019	CHN	1C050252 and up	N/A	879150A88	N/A	N/A
50 FourStroke	Mercury/Mariner	4 cylinder with standard gearcase 996 cc.	2006 - 2019	BEL	0P515897 and up	N/A	879150A88	N/A	N/A
50 FourStroke	Mercury/Mariner	4 cylinder with BigFoot gearcase 996 cc.	2001 - 2006	USA	0T178500 - 1B344306	N/A	N/A	12092A18	Black
50 FourStroke	Mercury/Mariner	4 cylinder with BigFoot gearcase 996 cc.	2001 - 2006	BEL	0P094500 - 0P400999	N/A	N/A	12092A18	Black
50 FourStroke	Mercury/Mariner	4 cylinder with BigFoot gearcase 996 cc.	2006 - 2019	CHN	1C050252 and up	N/A	N/A	12092A20	Black
50 FourStroke	Mercury/Mariner	4 cylinder with BigFoot gearcase 996 cc.	2006 - 2019	BEL	0P401000 and up	N/A	N/A	12092A20	Black
55/60	Mercury	3 cylinder	1991 - 1998	USA	0D000750 - 0G760299	N/A	816696A 1	N/A	Black
55/60	Mercury	3 cylinder	1991 - 1998	BEL	9682500 - 0P016999	N/A	816696A 1	N/A	Black
55/60	Mariner	3 cylinder	1991 - 1998	USA	0D000750 - 0G760299	N/A	N.L.A.	N/A	Gray
55/60	Mariner	3 cylinder	1991 - 1998	BEL	9682500 - 0P016999	N/A	N.L.A.	N/A	Gray
55/60	Mercury/Mariner	3 cylinder	1999 - 2006	USA	0G760300 and up	N/A	816696A 1	N/A	Black
55/60	Mercury/Mariner	3 cylinder	1999 - 2006	BEL	0P017000 and up	N/A	816696A 1	N/A	Black
60 Work	Mercury	BigFoot	1994 - 1998	USA	0D279350 - 0G760299	N/A	N.L.A.	N/A	Black
60 Work	Mercury	BigFoot	1994 - 1998	BEL	9793445 - 0P016999	N/A	N.L.A.	N/A	Black
60 Work	Mariner	BigFoot	1994 - 1998	USA	0D279350 - 0G760299	N/A	N.L.A.	N/A	Gray
60 Work	Mariner	BigFoot	1994 - 1998	BEL	9793445 - 0P016999	N/A	N.L.A.	N/A	Gray
60 Work	Mercury/Mariner	BigFoot	1999 - 2006	USA	0G760300 and up	N/A	N.L.A.	N/A	Black
60 Work	Mercury/Mariner	BigFoot	1999 - 2006	BEL	0P017000 and up	N/A	N.L.A.	N/A	Black
60 FourStroke	Mercury/Mariner	4 cylinder with standard gearcase 996 cc.	2001 - 2006	USA	0T178500 - 1B344306	N/A	816696A12	N/A	Black
60 FourStroke	Mercury/Mariner	4 cylinder with standard gearcase 996 cc.	2006	CHN	1C000001 - 1C050251	N/A	816696A12	N/A	Black

Model	Brand	Model Note	Year Range		Serial # Range	Converts 15 Inch (381 mm) To 20 Inch (508 mm)	Converts 20 Inch (508 mm) To 22 1/2 Inch (572 mm)	Converts 20 Inch (508 mm) To 25 Inch (635 mm)	Color
60 FourStroke	Mercury/Mariner	4 cylinder with standard gearcase 996 cc.	2001 - 2006	BEL	0P094500 - 0P515896	N/A	816696A12	N/A	Black
60 FourStroke	Mercury/Mariner	4 cylinder with standard gearcase 996 cc.	2006 - 2019	CHN	1C050251 and up	N/A	879150A88	N/A	N/A
60 FourStroke	Mercury/Mariner	4 cylinder with standard gearcase 996 cc.	2006 - 2019	BEL	0P515897 and up	N/A	879150A88	N/A	N/A
60 FourStroke	Mercury/Mariner	4 cylinder with BigFoot gearcase 996 cc.	2001 - 2006	USA	0T178500 - 1B344306	N/A	N/A	12092A18	Black
60 FourStroke	Mercury/Mariner	4 cylinder with BigFoot gearcase 996 cc.	2001 - 2006	BEL	0P094500 - 0P400999	N/A	N/A	12092A18	Black
60 FourStroke	Mercury/Mariner	4 cylinder with BigFoot gearcase 996 cc.	2006 - 2019	CHN	1C050252 and up	N/A	N/A	12092A20	Black
60 FourStroke	Mercury/Mariner	4 cylinder with BigFoot gearcase 996 cc.	2006 - 2019	BEL	0P401000 and up	N/A	N/A	12092A20	Black
70/75/80/90	Mercury	3 cylinder	1987 - 1993	USA	0A996142 - 0G283221	N/A	N/A	N.L.A.	Black
70/75/80/90	Mercury	3 cylinder	1987 - 1993	BEL	9483121 - 9793576	N/A	N/A	N.L.A.	Black
70/75/80/90	Mariner	3 cylinder	1987 - 1993	USA	0A996142 - 0G283221	N/A	N/A	N.L.A.	Black
70/75/80/90	Mariner	3 cylinder	1987 - 1993	BEL	9483121 - 9793576	N/A	N/A	N.L.A.	Black
70/75/80/90	Mercury	3 cylinder	1994 - 1997	USA	0G283222 - 0G589999	N/A	816696A 8	N.L.A.	Black
70/75/80/90	Mercury	3 cylinder	1994 - 1997	BEL	9793577 - 9973099	N/A	816696A 8	N.L.A.	Black
70/75/80/90	Mariner	3 cylinder	1994 - 1997	USA	0G283222 - 0G589999	N/A	816696A 9	N.L.A.	Black
70/75/80/90	Mariner	3 cylinder	1994 - 1997	BEL	9793577 - 9973099	N/A	816696A 9	N.L.A.	Black
75/90	Mercury	3 cylinder	1998	USA	0G590000 - 0G760299	N/A		12092A13	Black
75/90	Mercury	3 cylinder	1998	BEL	9973100 - 0P016999	N/A		12092A13	Black
75/90	Mariner	3 cylinder	1998	USA	0G590000 - 0G760299	N/A		N.L.A.	Gray
75/90	Mariner	3 cylinder	1998	BEL	9973100 - 0P016999	N/A		N.L.A.	Gray
75/90	Mercury/Mariner	3 cylinder	1999 - 2006	USA	0G760300 and up	N/A		12092A13	Black
75/90	Mercury/Mariner	3 cylinder	1999 - 2006	BEL	0P017000 and up	N/A		12092A13	Black
75/90 FourStroke	Mercury/Mariner	4 cylinder, 1.7L	2006 - 2014	USA	1B366823 - 2B094995	N/A	N/A	12092A19	Black
75-100 FourStroke	Mercury/Mariner	2.1L, Standard	2014 - 2019	USA	2B094996 and up	N/A	N/A	8M0105089	Black
75-100 FourStroke	Mercury/Mariner	2.1L, Command Thrust	2014 - 2019	USA	2B094996 and up	N/A	N/A	8M0105090	Black
100/115/125	Mercury	4 cylinder	1987 - 1993	USA	0A996142 - 0G283221	N/A	N/A	N.L.A.	Black
100/115/125	Mercury	4 cylinder	1987 - 1993	BEL	9483121 - 9793576	N/A	N/A	N.L.A.	Black
100/115/125	Mariner	4 cylinder	1987 - 1993	USA	0A996142 - 0G283221	N/A	N/A	N.L.A.	Black
100/115/125	Mariner	4 cylinder	1987 - 1993	BEL	9483121 - 9793576	N/A	N/A	N.L.A.	Black
100/115/125	Mercury	4 cylinder	1994 - 1997	USA	0G283222 - 0G589999	N/A	816696A 8	N.L.A.	Black
100/115/125	Mercury	4 cylinder	1994 - 1997	BEL	9793577 - 9973099	N/A	816696A 8	N.L.A.	Black
100/115/125	Mariner	4 cylinder	1994 - 1997	USA	0G283222 - 0G589999	N/A	816696A 9	N.L.A.	Black
100/115/125	Mariner	4 cylinder	1994 - 1997	BEL	9793577 - 9973099	N/A	816696A 9	N.L.A.	Black
100/115/125	Mercury	4 cylinder	1998	USA	0G590000 - 0G760299	N/A		12092A13	Black
100/115/125	Mercury	4 cylinder	1998	BEL	9973100 - 0P016999	N/A		12092A13	Black
100/115/125	Mariner	4 cylinder	1998	USA	0G590000 - 0G760299	N/A		N.L.A.	Gray
100/115/125	Mariner	4 cylinder	1998	BEL	9973100 - 0P016999	N/A		N.L.A.	Gray
100/115/125	Mercury/Mariner	4 cylinder	1999 - 2006	USA	0G760300 and up	N/A		12092A13	Black
100/115/125	Mercury/Mariner	4 cylinder	1999 - 2006	BEL	0P017000 and up	N/A		12092A13	Black
115 FourStroke	Mercury/Mariner	4 cylinder, 1.7L	2006 - 2014	USA	1B366823 - 2B094995	N/A	N/A	12092A19	Black
115 FourStroke	Mercury/Mariner	2.1L, Standard	2014 - 2019	USA	2B094996 and up	N/A	N/A	8M0105089	Black
115 FourStroke	Mercury/Mariner	2.1L, Command Thrust	2014 - 2019	USA	2B094996 and up	N/A	N/A	8M0105090	Black
150 EFI FourStroke	Mercury/Mariner	4 cylinder	2011 - 2019	USA	1B905505 and up	N/A	N/A	8M0105087	Black

Not all parts listed are available for the European, C.I.S., Africa and Middle East Markets.
For more information, please contact your local Mercury, Mariner, MerCruiser or Quicksilver Office.

OUTBOARD MOUNTING HARDWARE

Used for permanent mounting of an engine to the boat transom.

TRANSOM SUPPORT BRACKET



67-896305001

Used to reinforce the transom- transom bolts and washers used with this bracket to strengthen the transom area where the engine is mounted.

TRANSOM SUPPORT WASHER



67-896392

Used to reinforce the transom- transom bolts and washers used with this reinforced washer to strengthen the transom area where the engine is mounted.

MOUNTING BOLT



10-67755 1

Standard 4 1/2" Length Mounting Bolt (2.25 in. thread)
Fits current Mercury/Mariner 40 hp. thru V-6 outboards (2-cycle and FourStroke), and also fits Force 40-120 hp. outboards (USA 0E009500 and Newer). Furnished standard with the 135-175 hp. Verado outboards.

MOUNTING BOLT



10-67755 2

Optional 6 1/2" Length Mounting Bolt (2.75 in. thread)
Fits current Mercury/Mariner 40 hp. and above outboards (2 cycle and FourStroke), and also fits Force 40-120 hp. outboards (USA 0E009500 and Newer).

MOUNTING BOLT



10-67755005

Stainless mounting bolt, 2.5 in. (1.25 in. thread)

10-8M0131814

Stainless mounting bolt, 3.5 in. (1.25 in. thread)

MOUNTING BOLT



10-814259

Stainless mounting bolt 1/2 in. x 4.00 in. (2.25 in. Thread)

MOUNTING BOLT



10-8M0028080

Optional 7 1/2" Length Mounting Bolt (2.75 in. thread)
Fits current Mercury/Mariner 40 hp. and above outboards (2 cycle and FourStroke), and also fits Force 40-120 hp. outboards (USA 0E009500 and Newer).

MOUNTING BOLT



10- 8M0032860

Stainless mounting bolt, 8 in. (.275 in. thread)

10- 8M0038370

Stainless mounting bolt, 1/2 in. x 5.50 in. (3.25 in. Thread)
Shipped standard with the 200/225/250/275 hp. Verado outboard.

BOLT KIT-TRANSOM (HIGH STRENGTH)



10- 67755A22

Bolt kit includes 4 pcs of 2-1/2 in. bolts, washers and nuts.

10- 67755A26

Bolt kit includes 4 pcs of 3 1/2" bolts, washers and nuts.

BOLT KIT-TRANSOM

10- 67755A13

Bolt kit includes 4 pcs of 4-1/2 in. bolts, washers and nuts.

10- 67755A14

Bolt kit includes 4 pcs of 5-1/2 in. bolts, washers and nuts.

10- 67755A15

Bolt kit includes 4 pcs of 6-1/2 in. bolts, washers and nuts.

10- 67755A17

Bolt kit includes 4 pcs of 7-1/2 in. bolts, washers and nuts.

10- 67755A18

Bolt kit includes 4 pcs of 8 in. bolts, washers and nuts.

MOUNTING HARDWARE



56- 92729A49

Includes 2 screws 10-43216, 2 washers 12-67983, and 2 nuts 11-826711-8.
Will mount the Model Year 2005 and newer 8/9.9 hp. FourStroke outboards with standard gearcase or the BigFoot model without factory power trim.

MOUNTING NUT KIT



98- 8M0109756

Includes 6 nuts (.500-20, hex, brass) and 2 nuts with nylon inserts.
Fits any Mercury outboard with a .500-20 mounting bolt and strongly recommended for use on the Verado 350/400 Hp. models.

FLAT WASHER



12- 28421

Stainless Steel x 1.50 in. OD
Fits current Mercury/Mariner 40 hp. thru V-6 outboards (2-cycle and FourStroke), and also fits Force 40-120 hp. outboards (USA 0E009500 and Newer). This is also the "inner" washer furnished with the 200/225/250/275 hp. Verado outboard.
Priced individually, sold @ multiples of 5

FLAT WASHER



12- 895062

Stainless washer x 1.06 in. OD
Shipped standard as the "outer" washer with the 200/225/250/275 hp. Verado outboard.
Priced individually, sold @ multiples of 2

OUTBOARD

HEX NUT



11-826711 17

Hex Nylock Nut, brass
Fits current Mercury/Mariner 40 hp. thru V-6 outboards (2-cycle and FourStroke), and also fits Force 40-120 hp. outboards (USA 0E009500 and Newer). Also shipped standard with the 135-275 hp. Verado outboard.

OUTBOARD MOUNTING HARDWARE CHART

Used for permanent mounting of an engine to the boat transom.

Transom Mounting Bolt Kit Chart

Outboard Mounting Hardware Chart

Thread Length (Inches)	Bolt Length (Inches)	Individual / Kit	Part Number
1.25	2.5	Kit	10-67755A22
		Individual	10-67755005
1.25	3.5	Kit	10-67755A26
		Individual	10-8M0131814
2.25	4	Individual	10-814259
		Kit	10-67755A13
2.25	4.5	Individual	10-67755 1
		Kit	10-67755A14
3.25	5.5	Individual	10-8M0038370
		Kit	10-67755A15
2.75	6.5	Individual	10-67755 2
		Kit	10-67755A17
2.75	7.5	Individual	10-8M0028080
		Kit	10-67755A18
2.75	8	Individual	10-8M0032860

HIGH ALTITUDE GEAR SETS & GEARCASES (V-6)

Due to a loss of horsepower at high altitudes, a lower gear reduction (higher numerical ratio) will enhance performance.


HIGH ALTITUDE GEAR SET



43-44102A 2

175/200 Gear Set, converts ratcheting style 1.87:1 ratio to a 2:1 ratio.
Fits Mercury / Mariner 175/200 hp. V-6 outboards with ratcheting clutch.

SEAL KIT



26-89238A 2

Fits Mercury / Mariner 135/150 V-6 outboards (USA 0A904646 and Newer) and 175/200 V-6 outboards (USA 6618751 and Newer).

GEARCASE ASSEMBLY COMPLETE



1647-9148T81

Black, 2:1 ratio. 20" long shaft. 14 pinion teeth.
Standard Rotation (RH).
Fits Mercury 135-200 (2.5L) V-6 outboards

HIGH ALTITUDE GEAR SETS & GEARCASES (4 CYLINDER)

Due to a loss of horsepower at high altitudes, a lower gear reduction (higher numerical ratio) will enhance performance.

PINION/FORWARD GEAR ASS'Y. (WITH FORWARD BEARING)



43-803500T 1

Converts to a 2.3 ratio. Reverse gear and a seal or seal & bearing kit also required.
Fits Mercury/Mariner 100/115/125 hp. 2-cycle outboard (USA 0B209468 and Newer, BEL 9523034) with 3 jaw reverse clutch.

REVERSE GEAR



43- 850034T

Used with 6 jaw reverse clutch. Pinion/forward gear ass'y. and seal or seal & bearing kit are also required.
Fits Mercury/Mariner 100/115/125 hp. 2-cycle outboard (USA 0B209468 and Newer, BEL 9523034) with 6 jaw reverse clutch.

REVERSE GEAR



43- 12635T

Used with 3 jaw reverse clutch. Pinion/forward gear ass'y. and seal or seal & bearing kit are also required.
Fits Mercury/Mariner 100/115/125 hp. 2-cycle outboard (USA 0B209468 and Newer, BEL 9523034) with 3 jaw reverse clutch.

SEAL & BEARING KIT (W/O FORWARD BEARING)



31- 803496T 1

Fits the 2.07:1 ratio gearcase on Mercury/Mariner 75/90 (4-Stroke) and 100/115/125 (2 Cycle) with either 3 or 6 jaw reverse clutch and the original 43-19672 pinion gear. See chart for specific engine applications.

GEAR HOUSING ASSEMBLY COMPLETE



1667- 9011J16

Black, 2.3:1 gear ratio. 20" long shaft length. 12 pinion teeth.
Includes the newer 6 jaw reverse clutch and a new powerhead gasket with upper shift shaft for correct throw
Fits Mercury 75-125 hp. 2-cycle outboards with 3 jaw reverse clutch

FLUSHING ATTACHMENTS

Allow for fresh water hook-up to the engine for running at idle or for flushing of the block. Care should be observed in using the correct application.

FLUSHING ATTACHMENT



22- 95633M

Fits Mariner 4-40 hp. Outboards (Japanese origin). Only for use while engine is not running.

FLUSHING ATTACHMENT



16841Q02

Fits Mercury/Mariner 4/5 hp. (1 cyl.) 2 cycle outboards, F2.5/3.5 hp. FourStroke outboards, F4/5/6 FourStroke Outboards (0R411837 and below) and 8/9.9 hp. FourStroke outboards (model year 2005 & newer). Only for use when engine is not running.

Priced individually, sold @ multiples of 2

Quicksilver Branded, Clamshell Package Point of Sale Packaged.

FLUSHING ATTACHMENT



8M0057047

For static flush only. Furnished with each engine.

Fits the F4-5-6hp. FourStroke outboard, 0R411838 and above.

OUTBOARD

FLUSHING ATTACHMENT



12612Q 2

Fits Mercury/Mariner 4-15 hp. 2 cycle outboard, the 4/5/6 FourStroke, and the 8/9.9/15 hp. (323cc) with standard gearcase. Will allow for running at idle speeds. Priced individually, sold @ multiples of 5
Quicksilver Branded, Clamshell Package Point of Sale Packaged.

FLUSHING ATTACHMENT



24789A 1

Fits older Mercury 3.5-9.8 hp. and JET Outboards (except 20-30 hp.). Will allow for running at idle speeds on most models. Consult your owner's manual for proper operation.

FLUSHING ATTACHMENT



44357Q 2

Will allow for running at idle speeds. Attaches to the water intakes; provides a fresh water connection when flushing the cooling system or operating the engine. Fits Mercury/Mariner 20 hp. and higher outboards, 9.9/15 hp. FourStroke (323cc) Bigfoot outboards, all Model Year 2005 and Newer 8/9.9 hp. Four Stroke outboards, 15 hp. FourStroke (351cc) outboards, all MerCruiser Sterndrives (except Bravo One Perf. & Blackhawk) and MHP Torque Master gearcases. Note: 2000 and newer V-6 outboards and MerCruiser Bravo drives with dual water pick-up also require Dual Water Pick-Up Flush Seal Kit p/n 881150Q 1. Priced individually, sold @ multiples of 4
Quicksilver Branded, Clamshell Package Point of Sale Packaged.

DUAL WATER PICKUP FLUSH SEAL KIT



881150Q 1

Provides a front water pick-up seal for gearcases with dual water pick-ups
Fits 2000 and newer Mercury/Mariner V-6 outboards with dual water pick-ups; and 2000 and newer MerCruiser Bravo One, X, XR & XZ drives with dual water pick-ups. Priced individually, sold @ multiples of 2
Quicksilver Branded, Clamshell Package Point of Sale Packaged.

FLUSHING ATTACHMENT



22 820543A 1

For consumer use. Only for use while engine is not running.
Fits 90/95/120 Sport-Jet.

REPLACEMENT CAP



19 821908

For consumer use sport-jet flushing attachment.
Fits the consumer use 90/95/120 Sport-Jet flushing attachment. Standard flushing kit on the Sport Jet 175 and the 200 OptiMax, 210 and 240 EF1 Jet Drives.

FLUSHING KIT



22 820573

Dealer kit, flushes engine while the engine is running. This kit is not for permanent installation. It is intended as a dealer service tool aid.
Fits Sport-Jet 90/95/120 engines.

COASTAL FLUSH KIT



858566A 1

Allows for the addition of a remote flush. Due to location of the flush kit, a temperature gauge can only be used with the addition of a 12415A 2 sending kit. Fits Mercury/Mariner 75-125 hp. (1993 and Newer) 2 cycle outboards. Engine can be flushed without taking boat out of the water.

COASTAL FLUSH KIT



858566A02

Standard on Saltwater models, this kit will add the same flushing capabilities to the non-saltwater models. Kit allows hooking a flush hose to the front of the engine. Fits the 75/90/115hp. (1.5L) OptiMax outboards beginning with the 2004 Model Year.

COASTAL FLUSH KIT



858566A03

Kit allows hooking a flush hose to the front of the engine. Fits the 75-115 hp. EFI FourStroke (1.7L) outboard engine, s/n 1B366823-2B094955.

FLUSHING ATTACHMENT



848703A 1

Fits Mercury Racing CLE gearcases. Engines may be run at idle speeds.

FLUSHING ATTACHMENT



848998A 1

Fits Mercury Racing Sport Master gearcases. Engines may be run at idle speeds.

FLUSHING KIT



22-852400

Cowl flushing attachment. Engines should not be running when flushing cooling system. Helps prevent a buildup of deposits from clogging the internal water passages.

Fits Mercury/Mariner V-6 engines equipped with flush systems.

HIGH SPEED WATER PICKUP INSERTS

Designed to replace standard water pickup inserts, providing additional ram pressure that forces more water into the cooling system.

WATER INLET



17280A 2

Recommended only where overheating is a known to be a problem, they increase the chance of debris getting caught in the water intake.

Replaces the 8-hole insert on the Mercury / Mariner 2.0L, 2.4L, 2.5L and 3.0L outboards with 4 3/4" gearcases except the 225/250 (3.0L, 1994-1996).

OUTBOARD

WATER INLET



832066A 1

Recommended only where overheating is a known to be a problem, they increase the chance of debris getting caught in the water intake.
Replaces the 5-hole insert on the Mercury / Mariner 225/250 (3.0L, 1994-1996) outboards.

FUEL TANKS - PORTABLE - SUPER (NON-US COMPLIANT)

Meet ABYC, CSA and UL standards. High strength blow molded construction using high density, high molecular weight polyethylene. Formulated protection against ultraviolet exposure and aging. Helps prevent fading and keeps plastic pliable for longer life.

SUPER 6.6 GAL (25 L) FUEL TANK



1200-8M0083451

6.6 US gal (25 L) capacity, 19 in. (480 mm) x 12 1/2 in. (318 mm) x 11 1/8 in. (282mm) with "shielded" quick connect fuel outlet.
Manual venting. Integral fuel level gauge.
For use with double sealed fuel connector. This tank can not be sold in areas governed by US-EPA regulations.
Quicksilver Branded

SUPER 6.6 US GAL (25 L) FUEL TANK



1200-8M0083452

6.6 US gal (25 L) capacity, 21 3/4 in. (552 mm) x 14 1/2 in. (368 mm) x 10 in. (254 mm) with "shielded" quick connect fuel outlet.
Manual venting. Integral fuel level gauge.
For use with double sealed fuel connector. This tank can not be sold in areas governed by US-EPA regulations.
Quicksilver Branded

REPLACEMENT CAP



36-816976Q 1

Replacement cap, manual venting.
Priced individually, sold @ multiples of 2
Quicksilver Branded, Clamshell Package Point of Sale Packaged.

SUPER 3.2 US GAL (12 L) FUEL TANK



1200-8M0083449

3.2 US gal (12 L) capacity, 14 1/2 in. (368 mm) x 9 3/4 in. (248 mm) x 9 in. (229 mm) with "shielded" quick connect fuel outlet.
Manual venting. Integral fuel level gauge.
For use with double sealed fuel connector.
Quicksilver Branded

FUEL TANKS - PORTABLE - PREMIUM (NON-US COMPLIANT)

Meet ABYC, CSA and UL standards. High strength blow molded construction using high density, high molecular weight polyethylene. Formulated protection against ultraviolet exposure and aging. Helps prevent fading and keeps plastic pliable for longer life.

PREMIUM 6.6 GAL (25 L) FUEL TANK



1200-8M0047607

6.6 US gal (25 L) capacity, 19 in. (480 mm) x 12 1/2 in. (318 mm) x 11 1/8 in. (282mm).
Furnished with 1/4"-18 threaded fuel line fitting, and manual venting cap, and integral fuel level gauge.
This tank can not be sold in areas governed by US-EPA regulations.
Quicksilver Branded

PREMIUM 6.6 US GAL (25 L) FUEL TANK



1200-8M0047603

Includes a 1/4" NPT threaded fuel line opening, a mechanical fuel gauge and top vented fuel cap.

This tank can not be sold in areas governed by US-EPA regulations.
Quicksilver Branded

REPLACEMENT CAP WITH GAUGE



823536

Combination replacement cap with gauge assembly for use with 10 in. (254 mm) deep 6.6 gallon fuel tank.

PREMIUM 3.2 US GAL (12 L) FUEL TANK



1200-8M0047599

Includes a 1/4" NPT threaded fuel line opening, a mechanical fuel gauge and top vented fuel cap.

Quicksilver Branded

REPLACEMENT CAP WITH GAUGE



823535

Combination replacement cap with gauge assembly, manual venting for use with 3.2 gallon fuel tank.

REPLACEMENT CAP



36-816976Q 1

Replacement cap, manual venting.

Priced individually, sold @ multiples of 2

Quicksilver Branded, Clamshell Package Point of Sale Packaged.

FUEL TANKS - PORTABLE - STANDARD (NON-US COMPLIANT)

Meet ABYC, CSA and UL standards. High strength blow molded construction using high density, high molecular weight polyethylene. Formulated protection against ultraviolet exposure and aging. Helps prevent fading and keeps plastic pliable for longer life.

STANDARD 6.6 US GAL (25 L) FUEL TANK



1200-8M0057256

6.6 US gal (25 L) capacity, 19 in. (480 mm) x 12 1/2 in. (318 mm) x 11 1/8 in. (282mm).

Furnished with 1/4-18 threaded fuel line fitting, and manual venting cap.

This tank can not be sold in areas governed by US-EPA regulations.

Quicksilver Branded

STANDARD 6.6 US GAL (25 L) FUEL TANK



1200-8M0057254

6.6 US gal (25 L) capacity, 21 3/4 in. (552 mm) x 14 1/2 in. (368 mm) x 10 in. (254 mm).

Furnished with 1/4-18 threaded fuel line fitting and manual venting cap.

This tank can not be sold in areas governed by US-EPA regulations.

Quicksilver Branded

OUTBOARD

STANDARD 3.2 US GAL (12 L) FUEL TANK



1200-8M0056211

3.2 US gal (12 L) capacity, 14 1/2 in. (368 mm) x 9 3/4 in. (248 mm) x 9 in. (229 mm).
Furnished with 1/4-18 threaded fuel line fitting and manual venting cap.
Quicksilver Branded

FUEL LINES AND PRIMER BULBS - (NON-US COMPLIANT)

These assemblies may be used in all applications not governed by the US-EPA 2011 regulations. If those regulations do apply, please refer to a 2011 US Compliant Section either here or in an Accessories Guide for applicable assemblies complete with provision for a pressurized fuel tank and low permeation primer bulb.

8 FT. FUEL LINE ASSEMBLY



32-8M0054323

Low Permeation (EPA compliant) hose has 1/8" NPT threaded fitting on engine end and 1/4" NPT threaded fitting on the tank end. A non-EPA compliant primer bulb is included in this 8 ft. (2.44 m) assembly.

Fits varying applications using the older style twist type disconnects at the engine end and either a bayonet or thread-in fitting on the tank end. This assembly may be used in all applications not governed by US-EPA 2011 regulations.

Quicksilver Branded, Box Point of Sale Packaged.

8 FT. FUEL LINE ASSEMBLY



32-8M0054324

Low Permeation (EPA compliant) hose has standard quick connect type fitting on engine end and 1/4" NPT threaded fitting on the tank end. A non-EPA compliant primer bulb is included in this 8 ft. (2.44 m) assembly.

Fits Force 40 hp. and larger (1993 and Newer), Force 9.9/15/25 hp. (1998) and all Mercury/Mariner outboards using clip on type disconnect at engine ends and a tank with threaded fuel pickup fitting. This assembly may be used in all applications not governed by US-EPA 2011 regulations.

Quicksilver Branded, Box Point of Sale Packaged.

8 FT. FUEL LINE ASSEMBLY



32-8M0054325

Low Permeation (EPA compliant) hose has double sealed quick connect type fitting on tank end and clip-on type quick connect on engine end. A non-EPA compliant primer bulb is included in this 8 ft. (2.44 m) assembly.

Fits Force 40 hp. and larger (1993 and Newer), Force 9.9/15/25 hp. (1998) and all Mercury/Mariner outboards using clip-on type disconnects at both tank and engine ends. This assembly may be used in all applications not governed by US-EPA 2011 regulations.

Quicksilver Branded, Box Point of Sale Packaged.

8 FT. FUEL LINE ASSEMBLY



32-8M0056640

Has double sealed quick connect type fitting on (Super) tank end and no fitting on engine end. Primer bulb is included in this 8 ft. (2.44 m) assembly.

Fits remote model 40-60 hp. FourStroke Mercury/Mariner outboards 2008 and newer. US-EPA regulated engines and boats may not use this hose.

8 FT. FUEL LINE ASSEMBLY



32-8M0061293

There are no ends on this 8 ft. (2.44 m) fuel line assembly with a non-EPA compliant primer bulb. Bulbs will perform at -15 Degrees C (5 Degrees F) after 6 weeks of exposure to fuel.

This 5/16 inch (8 mm) I.D. fuel line will adapt to a variety of uses by adding connectors as desired. US-EPA regulated boats and engines may not use this hose assembly.

Mercury Branded

9 FT. FUEL LINE ASSEMBLY



32-8M8026967

Low Permeation hose 9 ft. (2.74 m) 5/16" line with primer bulb, 2 snap clamps, and no end connectors.

Standard universal 5/16" (8 mm) I.D. fuel line can be adapted to many uses by adding different connectors as desired. This assembly may be used in all applications not governed by US-EPA 2011 regulations.

12 FT. FUEL LINE ASSEMBLY

32-8M0054326

Low Permeation (EPA compliant) hose 12 ft. (3.66 m) 5/16" line with a non-EPA compliant primer bulb, 2 snap clamps, and no end connectors.

Standard universal 5/16" (8 mm) I.D. fuel line can be adapted to many uses by adding different connectors as desired. This assembly may be used in all applications not governed by US-EPA 2011 regulations.

Quicksilver Branded, Box Point of Sale Packaged.

12 FT. FUEL LINE ASSEMBLY



32-8M0054327

Low Permeation (EPA compliant) hose has double sealed quick connect type fitting on tank end, and standard quick connect fitting on engine end. A non-EPA compliant primer bulb is included in this 12 ft. (3.66 m) assembly.

Fits Force 40 hp. and larger (1993 and Newer), Force 9.9/15/25 hp. (1998) and all Mercury/Mariner outboards using clip-on type disconnects at both tank and engine ends. This assembly may be used in all applications not governed by US-EPA 2011 regulations.

Quicksilver Branded, Box Point of Sale Packaged.

FUEL LINE ASSEMBLY- UNIVERSAL



32-8M0038468

Fuel hose (only), CE certified 5/16" I.D. (.315 in. 8 mm) fuel line with no connectors. 9 ft. (2.74 m) Premium fuel line for custom manufacturing fuel line assemblies.

BULK FUEL LINE



32-8M0038500

Low Permeation hose, 5/16 in. (8 mm) I.D. x 100 ft. (30.5 m) spool. (EPA compliant).

Fits fuel line assemblies for delivering fuel from the fuel tank to the engine fuel connector.

32-8M0038563

Low Permeation hose, 3/8 inch (9.5 mm) I.D. x 100 ft. (30.5 m) roll. EPA Compliant.

PRIMER BULB ASSEMBLY



8M0054313

Using materials resistant to the chemistry of today's fuels, this bulb is designed to remain pliable longer. Two hose clamps are included.

For use with our gray color, 5/16 in. (8 mm) I.D. fuel line & 3/8" I.D. fuel line. This bulb may be used in all applications not governed by US-EPA 2011 regulations.

Priced individually, sold @ multiples of 4

Quicksilver Branded, Box Point of Sale Packaged.

PRIMER BULB ASSEMBLY



8M0054315

For use with our 1/4 in. I.D. (black) fuel line. This bulb may be used in all applications not governed by US-EPA 2011 regulations.

Priced individually, sold @ multiples of 4

Quicksilver Branded, Box Point of Sale Packaged.

FUEL SYSTEM ACCESSORIES

POLY FUEL CAN



67-8313152

Anti-pilfer packaging • Heavy gauge high-density polyethylene with UV inhibitor for durability • Lightweight • Pouring spout with brass filter • UL classified-conforms to ANSI/ASTM D3435-801.

5 Liter

POLY FUEL CAN




67-8M9200702

Anti-pilfer packaging • Heavy gauge high-density polyethylene with UV inhibitor for durability • Lightweight • Pouring spout with brass filter • U.N. Certification

20 Liter

OIL ABSORBER



67-808840Q

Keep your bilge clean while protecting the environment. Made from 100% polypropylene fiber. Absorbs up to 10 times its weight in oil, gas or diesel fuel while repelling water. Will not rot, mildew, deteriorate or sink. Non-toxic, non-polluting. Can be recycled.

Quicksilver Branded, Point of Sale Packaged.

FUEL LINE FITTINGS AND COMPONENTS

THREADED HOSE BARB



22-8M0086290

For use with 3/8" (9.5 mm) I.D. hose and applications requiring a 1/2" NPT thread. Threads into our portable fuel tanks and will also work with our water separating filter bracket.

A brass fitting for use with both gasoline fuel only. This material should not be used with diesel fuels.

THREADED HOSE BARB



22-89771Q 2

For use with 5/16" (8 mm) I.D. hose and applications requiring a 1/4" NPT thread. Threads into our portable fuel tanks and will also work with our water separating filter bracket.

A .250 inch ID brass fitting for use with gasoline fuel only. This material should not be used with diesel fuels.

Priced individually, sold @ multiples of 2

Quicksilver Branded, Clamshell Package Point of Sale Packaged.

THREADED HOSE BARB



22-34982

For use with 3/8" (9.5 mm) I.D. hose and applications requiring a 1/4" NPT thread. Threads into our portable fuel tanks and will also work with our water separating filter bracket.

A .375 inch ID brass fitting for use with gasoline fuel only. This material should not be used with diesel fuels.

THREADED HOSE BARB



22- 8M0125175

For use with 3/8"-18 (9.5MM). Threads into our portable fuel tanks and will also work with our water separating filter bracket.
.375 inch ID stainless steel fitting for use with both gasoline and diesel fuel.

THREADED HOSE BARB



22- 8M0058419

For use with 5/16" (8 mm) I.D. hose and applications requiring a 1/4" NPT thread. Threads into our portable fuel tanks and will also work with our water separating filter bracket.
A stainless steel fitting for use with both gasoline and diesel fuel. This fitting has a .300 inch ID.

THREADED HOSE BARB-ENGINE END



22- 89772Q 1

For use with .3125 In. (8 mm) I.D. hose and applications requiring a .125 In. NPT thread.
Priced individually, sold @ multiples of 2
Quicksilver Branded, Clamshell Package Point of Sale Packaged.

PIPE PLUG



22- 32561

1/4" -18 NPT (Steel)
Priced individually, sold @ multiples of 2

QUICK DISCONNECT-TANK END



22- 13563Q 7

Clip-on style.
A double sealed clip-on type disconnect for the fuel tank end and fits a 5/16" (8 mm) I.D. fuel line.
Priced individually, sold @ multiples of 2
Quicksilver Branded, Clamshell Package Point of Sale Packaged.

QUICK DISCONNECT-ENGINE END



22- 14213Q

Used with older 1/4" I.D. Hose
Fits Force 40 hp. and larger (1993 and newer), Force 9.9/15/25 hp. (1998) and all Mercury/Mariner outboards using clip on type disconnect at engine ends and 1/4" I.D. (black) fuel line.
Priced individually, sold @ multiples of 2
Quicksilver Branded, Clamshell Package Point of Sale Packaged.

QUICK DISCONNECT-ENGINE END



22- 13563Q 3

Used with newer fuel line diameter.
Fits Force 40 hp. and larger (1993 and Newer), Force 9.9/15/25 hp. (1998) and all Mercury/Mariner outboards using clip on type disconnect at engine ends and 5/16" I.D (8 mm) fuel line.
Priced individually, sold @ multiples of 2
Quicksilver Branded, Clamshell Package Point of Sale Packaged.

OUTBOARD

QUICK DISCONNECT-TANK END



30185Q 3

Bayonet style
 Bayonet style push and turn type quick disconnect for the older 6.6 gallon fuel tank.
 Priced individually, sold @ multiples of 3
 Quicksilver Branded, Clamshell Package Point of Sale Packaged.

QUICK DISCONNECT-ENGINE END



30635Q 3

Small twist lock type connector.
 For Mercury/Mariner 3.9 thru 9.8 hp. Outboards (1971 and older) utilizing twist lock type connector.
 Priced individually, sold @ multiples of 3
 Quicksilver Branded, Clamshell Package Point of Sale Packaged.

QUICK DISCONNECT-ENGINE END



22831Q 3

Twist lock type connector.
 For Mercury/Mariner utilizing twist lock type connector (except Mercury 3.9 thru 9.8 hp., 1971 and older).
 Priced individually, sold @ multiples of 3
 Quicksilver Branded, Clamshell Package Point of Sale Packaged.

QUICK DISCONNECT-ENGINE END



F197787Q3

Engine end fits Force 5 hp., and fits 9.9/15 (1997 and prior) and 25 hp. (3 cyl., 1997 and prior).
 Priced individually, sold @ multiples of 2
 Quicksilver Branded, Clamshell Package Point of Sale Packaged.

CONNECTOR KIT



22 804787Q

Contains both on-engine and mating fuel line connector.
 For use with 5/16 in. (8 mm) I.D. fuel line.
 Priced individually, sold @ multiples of 2
 Quicksilver Branded, Clamshell Package Point of Sale Packaged.

ON-ENGINE FUEL CONNECTOR



22 816856Q 3

For use with 5/16 in. (8 mm) I.D. fuel line.
 Priced individually, sold @ multiples of 2
 Quicksilver Branded, Clamshell Package Point of Sale Packaged.

FUEL CONNECTOR - ENGINE END



F213238Q2

Small inlet used on older style Force and Chrysler outboards.
 Priced individually, sold @ multiples of 2
 Quicksilver Branded, Clamshell Package Point of Sale Packaged.

FUEL LINE COUPLER



22-8M0001721

Barbed ends.
Provides for coupling Mercury .375 ID fuel line with Mercury .3125 ID fuel line.
Priced individually, sold @ multiples of 2

FUEL LINE SNAPPER CLAMP



54-41582Q 7

For use with our gray color, 5/16 in. (8 mm) I.D. fuel line.
Priced individually, sold @ multiples of 2
Quicksilver Branded, Clamshell Package Point of Sale Packaged.

BLOW START SIPHON

BLOW-START SIPHON



91-827497A 1

The ruggedly constructed siphon is a quick and convenient way to transfer fuel from a gas can to a fuel tank. The siphon flows approximately five gallons of fuel per minute. Siphoning is started by blowing air into a blow-tube. Even better, it eliminates the old "fuel-in-the-mouth" possibility and stores easily. The siphon is very useful in areas where boat fuel is no longer available at the dock.
Quicksilver Branded, Peg Display Product Point of Sale Packaged.

WATER ELIMINATOR

Uses polymer crystals encased in a plastic filter to absorb water from the fuel in a fuel tank.

WATER ELIMINATOR



67-808887Q

Contains a drying agent commonly used to keep small, sealed containers dry. It absorbs water that has collected in the fuel tank.
How to use: Attach to the inside fuel cap with the lanyard (included). Adjust the lanyard so the Water Eliminator sits at the bottom of the fuel tank. Replace as needed.
For use in all octane grades of gasoline, including ethanol blended. Not recommended for diesel fuel.
For use in all 2-cycle and 4-cycle gasoline outboard, sterndrive, inboard and jet drive marine engines.
Priced individually, sold @ multiples of 6
Quicksilver Branded, Point of Sale Packaged.

FUEL FILTERS

INLINE FUEL FILTER



35-816296Q03

In-line fuel filter used with 1/4 in. ID fuel line.
Located under the cowling, on the outboard engine. Found in use with 1/4" hose. Mainly used with the 8/9.9/15 hp. FourStroke outboard (323cc, USA-0T003862-1B727495).
Priced individually, sold @ multiples of 3
Quicksilver Branded, Clamshell Package Point of Sale Packaged.

INLINE FUEL FILTER



35-816296Q 2

In-line fuel filter used with 5/16 in. ID fuel line.
Priced individually, sold @ multiples of 3
Quicksilver Branded, Clamshell Package Point of Sale Packaged.

INLINE FUEL FILTER



35-16248

An in-line fuel filter located under cowl on outboard engines. Fits the 4/5 hp. 2-cycle (1999 & newer), the 4/5/6 hp. FourStroke (1999 & newer), the 8/9.9 hp. FourStroke (2005 & newer) and the 15/20 hp. FourStroke (351cc, 2008 and newer).


FUEL FILTER KIT



35-87946Q04

149 micron screen
Replacement fuel filter screen and viton seal for use with Mercury/Mariner outboard under-cowl fuel filter assemblies with screw-on bowl. This kit services the prior filter assembly that was all white in color (both top and bowl).
Priced individually, sold @ multiples of 2
Quicksilver Branded, Clamshell Package Point of Sale Packaged.

FUEL FILTER



35-73532

FUEL FILTER



35-80365M

Fits 9.9/15 HP 4-Stroke Outboards

FUEL FILTER



35-877565T 1

Fits 25 Hp - 90 Hp 4-Stroke Carbureted Outboards 1999 and Newer

FUEL FILTER



35-879885Q

In-line, under cowl fuel filter.
Used on the 30/40 EFI FourStroke outboard, the 4 cylinder (996 cc) 40/50/60 hp. EFI FourStroke outboards, the 75-115 FourStroke (1.7L, s/n 1B366823-2B094995), the 75-115 FourStroke (2.1L, s/n 2B094996 and above), the 150 EFI FourStroke (1B905505 and above) and the 135 thru 300 hp. Verado outboards.
Quicksilver Branded

FUEL FILTER KIT



35-816296A 3

In-line fuel filter used with 1/4 in. ID fuel line.
Located under the cowling, on the outboard engine. Found in use with 1/4" hose. Mainly used with the 8/9.9/15 hp. FourStroke outboard (323cc, USA-0T003862-1B727495).

SCREEN



35-59072

Inlet fuel pump.
Priced individually, sold @ multiples of 3

FUEL FILTER ELEMENT



881540

Fits Mercury/Mariner 75/90/115 hp. FourStroke carbureted outboards.

FUEL FILTER ELEMENT



35-888289T 2

Fits Mercury/Mariner 225 hp. EFI FourStroke outboards.

FUEL FILTER ELEMENT



35-8M0122423

Under cowl replacement cartridge where applicable.
Fits the under cowl L4 Verado outboard replaceable cartridge fuel filter, the 200-300 hp. L6 Verado (2B144122 & Below) 1.5L & 3.0L DFI outboards that utilize a vapor separator with a top screw-in type filter. Also fits the MCM 4.5L and 6.2L (2A456613 & newer) engines.
Quicksilver Branded, Box Point of Sale Packaged.

FUEL FILTER SCREEN



35-8M0090809

In-line, under cowl fuel filter
Used on the 75-115HP & 115HP ProXs 2.1L EFI FourStroke (2B094996 & above), 150HP EFI FourStroke (1B905505 & above), 200-400HP L6 Verado (2B141124 & above)
Quicksilver Branded

INLINE FUEL FILTER



35-879884T

A cartridge type fuel filter located under the cowl on outboard engines.

INLINE FUEL FILTER



35-8M0057677

High pressure in-line fuel filter to fuel rail.
Fits the F150 hp. EFI FourStroke outboard.

FUEL FILTER KIT

Image not Available.

35-8M0149607

A cartridge type of fuel filter located under the cowl on outboard engines.
30-60 EFI 4 Stroke engines, 0T409000 and above

WATER SEPARATING FUEL FILTER - QUICKSILVER

WATER SEPARATING FUEL FILTER KIT



8M0056547

Accessory under cowl kit.
Fits the Mercury/Mariner 4/5/6 hp. FourStroke outboards starting with serial number 0R411838.

WATER SEPARATING FUEL FILTER



35-8M0095658

Designed smaller to better fit the hand, the internal holding capacity of this filter is as great as our standard filter. A new o-ring for the water sensor is included with each filter.

This replacement filter fits the vessel mounted filter kit furnished standard with all FSM equipped 6-cylinder Verado outboards, Gen 5 (s/n 2B144123 and above).

QuickSilver Branded

WATER SEPARATING FUEL FILTER KIT



8M0109543

A vessel mounted water separating fuel filter featuring a see-through bowl for visual inspection and a drain for servicing. A water in fuel sensor will provide an alert compatible with Mercury controls and instrumentation. Hose fittings are included for 3/8 inch (9.5 mm) I.D. fuel lines and 2 adjustable hose clamps. For use with vented fuel tanks only.

Fits the Mercury/Mariner F150 Hp. EFI FourStroke 4-cylinder outboard, the F75-115 Hp. FourStroke (s/n 2B094996 and above) and must be installed in a compartment open to the atmosphere or void of ignition sources.

QUICKSILVER WATER SEPARATING FUEL FILTER

Image not Available.

8M0146203

Outboard Element without Plastic Bowl, spins on to existing QuickSilver filter heads with 11/16-16 threads. *NEW PRICE for 2019*

For outboards, allows for filter replacement when re-using the see-through plastic bowl. Degree of filtration is 10 micron.

QuickSilver Branded

QUICKSILVER WATER SEPARATING FUEL FILTER



35-8M0103096

Outboard Element without Plastic Bowl, spins on to existing QuickSilver filter heads with 1-14 threads.

For outboards, allows for filter replacement when re-using the see-through plastic bowl. Degree of filtration is 10 micron.

QuickSilver Branded

WATER SEPARATING FUEL FILTER



35-802893Q01

25 micron

Used in both outboard and MerCruiser applications (except 1992 MerCruiser 4.3 L Gen II engines equipped with an in-line fuel filter & 1.6L Vazer and 3.0L MPI engines).

Priced individually, sold @ multiples of 6

QuickSilver Branded, Box Point of Sale Packaged.

WATER SEPARATING FUEL FILTER



35-18458Q 3

Water separating fuel filter with the black screw-in sensor.

Located under the cowl on all Mercury/Mariner V-6 EFI outboard engines, 1995 and earlier.

QuickSilver Branded, Box Point of Sale Packaged.

WATER SEPARATING FUEL FILTER



35-18458Q 4

Water separating fuel filter with the blue screw-in sensor.

Located under the cowl on all Mercury/Mariner V-6 EFI/DFI outboard engines, 1996 and newer.

QuickSilver Branded, Box Point of Sale Packaged.

WATER SEPARATING FUEL FILTER KIT



35-8M0114618

This vessel mounted kit (with higher capacity) replaces the engine on-board water separating fuel filter. It features the use of a see-through plastic bowl for visual inspection and a drain for servicing. This kit may be used as optional to the standard kit now shipped with Gen 5, FSM equipped 6-cylinder Verados. For use with vented fuel tanks only.

Fits the 6-cylinder Gen IV and newer Verado outboard and must be installed in a compartment open to the atmosphere or void of ignition sources.

QUICKSILVER WATER SEPARATING FUEL FILTER



35-8M0116793

Replaces element with plastic bowl and spins on existing Quicksilver filter heads. For outboards, has a see-through plastic bowl allowing for visual inspection. Check for adequate clearance prior to mounting. Degree of filtration is 10 micron. Quicksilver Branded

WATER SEPARATING FUEL FILTER KIT



8M0097838

Filter Kit, consisting of filter canister featuring sight bowl and manual drain and including our filter bracket with fittings. No water in fuel sensor is included or used with this kit. For use with vented fuel tanks only.

Vessel mounted in a ventilated location open to the atmosphere or void of ignition sources, this kit is intended for use with Mercury, Mariner or Force gasoline outboard engines that do not already have a water separating fuel filter. This kit is included standard with the F75-150 FourStroke SeaPro outboards beginning in 2014.

WATER SEPARATING FUEL FILTER KIT



35-8M0113498

This vessel mounted kit (with higher capacity) replaces the engine on-board water separating fuel filter. It features the use of a see-through plastic bowl for visual inspection and a drain for servicing. For use with vented fuel tanks only.

Fits the 135-200 Hp, 4-cylinder Verado outboard and must be installed in a compartment open to the atmosphere or void of ignition sources.

WATER SEPARATING FUEL FILTER



35-8M0079962

High volume replacement filter featuring 10 micron filtration with over 90% efficiency, flowing 120 gallons per hour while separating water from your fuel. The internal epoxy coating protects against corrosion and the low pressure drop reduces fuel flow restriction helping to prevent vapor-locking and stalling. This filter contains 25% more media than comparable aftermarket filters, providing longer life and improved water separation.

Fits remote mounted applications that do not have clearance issues. Quicksilver Branded

WATER SEPARATING FUEL FILTER KIT



35-8M0082290

Kit consisting of our vessel mounted head (without fittings) and our High Capacity water separating fuel filter. Our brass fittings may be used with gas engines but stainless steel fittings p/n 22-8M0058419 are required in diesel applications. Filter features 10 micron, 90% efficiency with a 120 gallon per hour flow rate.

Compatible with most 2-Stroke and 4-Stroke Outboards and most Inboard & Sterndrive Gas and Diesel Engines. Quicksilver Branded

PORTABLE FUEL FILTER "MR FUNNEL"



35-8M0032639

5 GPM
Proprietary filter prevent water, dirt and debris from passing through the fuel tank.
Works with gasoline, kerosine and diesel fuel.

PORTABLE FUEL FILTER "MR FUNNEL"



35-8M0032640

12 GPM
Proprietary filter prevent water, dirt and debris from passing through the fuel tank.
Works with gasoline, kerosine and diesel fuel.

WATER SEPARATING FILTER BRACKET



89876A 3

Includes brass fittings.
For vessel mounted applications.

THREADED HOSE BARB



22- 89771Q 2

For use with 5/16" (8 mm) I.D. hose and applications requiring a 1/4" NPT thread.
Threads into our portable fuel tanks and will also work with our water separating filter bracket.

A .250 inch ID brass fitting for use with gasoline fuel only. This material should not be used with diesel fuels.

Priced individually, sold @ multiples of 2

Quicksilver Branded, Clamshell Package Point of Sale Packaged.

THREADED HOSE BARB




22- 34982

For use with 3/8" (9.5 mm) I.D. hose and applications requiring a 1/4" NPT thread.
Threads into our portable fuel tanks and will also work with our water separating filter bracket.

A .375 inch ID brass fitting for use with gasoline fuel only. This material should not be used with diesel fuels.

PIPE PLUG



22- 32561

1/4" -18 NPT (Steel)

Priced individually, sold @ multiples of 2

FUEL LINE SNAPPER CLAMP



54- 41582Q 7

For use with our gray color, 5/16 in. (8 mm) I.D. fuel line.
Priced individually, sold @ multiples of 2
Quicksilver Branded, Clamshell Package Point of Sale Packaged.

WIF SENSOR EXTENSION HARNESS



84- 8M0105263

Helps detect water in fuel.
Provides a 36 inch (914 mm) extension for the vessel mounted water separating fuel filters that are equipped with a WIF (water in fuel) sensor.

84- 8M0105264

Helps detect water in fuel.
Provides a 6 foot (1.8 m) extension for the vessel mounted water separating fuel filters that are equipped with a WIF (water in fuel) sensor.

WATER SEPARATING FUEL FILTER - ON ENGINE



35- 8M0106635

This filter separates water from fuel as it removes other impurities. Fuel contaminated water can result in poor engine performance, stalling and damage to the fuel system. 10 Micron filtration.
Fits: 175-300HP V6 & V8 FourStroke outboards. Replace fuel filter every 100hrs. of normal use or minimally once per season.
Mercury Branded, Box Point of Sale Packaged.

WATER SEPARATING FUEL FILTER - BOAT MOUNTED

Image not Available.

35- 8M0126144

Removes 99% of water and other impurities from gasoline. 10 Micron filtration over 95% efficiency.
Fits: 175-300HP V6 (3.4L) & V8 (4.6L) FourStroke outboards. Replace filter every 100hrs. of normal use or minimally once per season.

WATER SEPARATING FUEL FILTER KIT

98- 8M0135386

A vessel mounted water separating fuel filter featuring a see-through bowl for visual inspection and a drain for servicing. A water in fuel sensor will provide an alert compatible with Mercury controls and instrumentation.
Fits: 175-350HP V6 (3.4L) & V8 (4.6L) FourStroke outboards. Must be installed in a compartment open to the atmosphere or void of ignition sources.
Mercury Branded

WATER SEPARATING FUEL FILTER KIT



8M0095669

Contains water separating fuel filter with water sensor, base, electrical harness, 2 barbed connectors and 2 pipe plugs.
Shipped standard with all FSM equipped 6-cylinder Verado outboards, Gen 5 (s/n 2B144123 and above).

WATER SEPARATING FUEL FILTER



35- 8M0095659

Designed smaller to better fit the hand, the internal holding capacity of this filter is as great as our standard filter. A new o-ring for the water sensor is included with each filter.
This replacement filter fits the vessel mounted filter kit furnished standard with all FSM equipped 6-cylinder Verado outboards, Gen 5 (s/n 2B144123 and above).
Mercury Branded

WATER SEPARATING FUEL FILTER KIT



98- 8M0103686

An option to the standard provided, vessel mounted water separating filter kit. Contains filter, bracket hose and harness to install a water separating filter under the cowl of a 6-cylinder, Gen 5, FSM equipped Verado outboard.
Fits the Gen 5, 6-cylinder Verado outboard (s/n 2B144123 and above).

OUTBOARD

WATER SEPARATING FUEL FILTER KIT



35-802893Q 4

For gasoline use only. Degree of filtration is 25 micron, minimum. Used in both outboard and MerCruiser applications (except 1992 MerCruiser 4.3 L Gen II engines equipped with an in-line fuel filter). Quicksilver Branded, Box Point of Sale Packaged.

REMOTE FUEL TANK ADAPTER KITS

Adapts the listed Mercury / Mariner 4/5 hp. Outboards to optional use of a remote style fuel tank.

REMOTE FUEL TANK ADAPTER KIT



22- 15781A12

Kit includes hoses, shut-off valve and fitting. Fits Mercury / Mariner 4/5 hp. (1 cyl.) 2 cycle outboards (USA 0A816941-0A855096).

MANUAL CHOKE KIT

Improves cold starting capabilities in cold weather climates.

MANUAL CHOKE KIT



856116A 1

Fits Mercury / Mariner 30/40 hp. (2 cyl.) 2 cycle outboards (USA 0G438000 and Newer, BEL 9927000 and Newer).

THERMOSTAT KIT

Raises engine operating temperature for improved running and idling qualities.

THERMOSTAT KIT



14586A 3

Includes 120 degree thermostat and gaskets. Fits various Mercury/Mariner 6-25 hp. 2 cycle outboards. See application chart for specific engine models.

THERMOSTAT KIT



14586A 4

Includes 120 degree thermostat, gaskets and poppet valve. Fits various Mercury / Mariner 50/55/60 hp. 2 cycle outboards. See application chart for specific engine models.

THERMOSTAT KIT



14586A 6

Includes 120 degree thermostat, gaskets and poppet valve. Fits various Mercury / Mariner 50/55/60 hp. 2 cycle outboards. See application chart for specific engine models.

THERMOSTAT KIT



14586A 7

Includes 130 degree thermostat, gaskets and poppet valve.
Fits Mercury / Mariner 30/40 hp. (2 cyl.) 2 cycle outboards (USA 0G044027 and Newer, BEL 9855139 and Newer).

THERMOSTAT KIT



803061T 1

Includes 120 degree thermostat, thermostat gasket, washer and cover gasket.
Fits various Mercury/Mariner 70-125 hp. 2 cycle outboards (1987 and Newer). See application chart for specific engine models.

THERMOSTAT KIT



855676A 1

Includes 120 degree thermostat and gaskets.
Fits Mercury/Mariner 9.9 hp. FourStroke (1999 - 2004), 15 hp. FourStroke (1998-2006, 323cc) and the 25 hp. FourStroke outboard (1998-2005). See application chart for specific engine models. Will not fit serial numbers beginning with 0H.

THERMOSTAT KIT



825212A 1

Includes 120 degree thermostat and gaskets.
Fits various Mercury/Mariner 30/40/45/50 hp. FourStroke outboards. See application chart for specific engine models.

THERMOSTAT KIT



850055A 2

Includes 110 degree thermostat and gaskets.
Fits various Mercury / Mariner 40/50/55/60 hp. 2 cycle outboards. See application chart for specific engine models.

THERMOSTAT KIT



855676A 1

Includes 120 degree thermostat and gaskets.
Fits Mercury/Mariner 9.9 hp. FourStroke (1999 - 2004), 15 hp. FourStroke (1998-2006, 323cc) and the 25 hp. FourStroke outboard (1998-2005). See application chart for specific engine models. Will not fit serial numbers beginning with 0H.

THERMOSTATS CHART - MERCURY/MARINER

Mercury/Mariner Thermostats

Model	Brand	Year Range	Country	Serial # Range	Thermostat Kit
6	Mercury/Mariner	1986 - 2003	USA	0A197112 - 0T800749	14586A 3(2)
6	Mercury/Mariner	1986 - 2006	BEL	9461526 and up	14586A 3(2)
8	Mercury/Mariner	1986 - 2006	USA	0A197112 and up	14586A 3(2)
8	Mercury/Mariner	1986 - 2006	BEL	9461526 and up	14586A 3(2)
9.9	Mercury/Mariner	1986 - 2019	USA	0A197112 and up	14586A 3(2)
9.9	Mercury/Mariner	1986 - 2019	BEL	9461526 and up	14586A 3(2)

Not all parts listed are available for the European, C.I.S., Africa and Middle East Markets.
For more information, please contact your local Mercury, Mariner, MerCruiser or Quicksilver Office.

OUTBOARD

Model	Brand	Year Range	Country	Serial # Range	Thermostat Kit
8 FourStroke	Mercury/Mariner	2001 - 2004	BEL	0P086824 - 0P325499	855676A 1(2)
9.9 FourStroke	Mercury/Mariner	1999 - 2004	USA	0G760300 - 0T979999	855676A 1(2)
9.9 FourStroke	Mercury/Mariner	1999 - 2004	BEL	0P075166 - 0P325499	855676A 1(2)
15	Mercury/Mariner	1988 - 2019	USA	0B292414 and up	14586A 3(2)
15	Mercury/Mariner	1988 - 2019	BEL	9542620 and up	14586A 3(2)
15 SEA PRO	Mercury	1994 - 2019	USA	0G044365 and up	14586A 3(2)
15 SEA PRO	Mercury	1994 - 2019	BEL	9927000 and up	14586A 3(2)
SUPER 15	Mariner	1988 - 2019	USA	0B238464 and up	14586A 3(2)
SUPER 15	Mariner	1988 - 2019	BEL	9507381 and up	14586A 3(2)
SUPER 15	Mariner	1988 - 2019	CAN	0A730007 and up	14586A 3(2)
15 FourStroke (323cc)	Mercury/Mariner	1998 1/2 - 2008	USA	0G590000 - 1B727495	855676A 1(2)
15 FourStroke (323cc)	Mercury/Mariner	1999 - 2008	BEL	0P075166 and up	855676A 1(2)
15 EFI FourStroke	Mercury/Mariner	2017 - 2019	JPN	0R833820 and up	8M0139434
20	Mercury/Mariner	1986 - 2003	USA	0B114231 - 0T800749	14586A 3(2)
20	Mercury/Mariner	1986 - 2019	BEL	9467988 and up	14586A 3(2)
20	Mercury/Mariner	1986 - 2003	CAN	0A719661 and up	14586A 3(2)
20 EFI FourStroke	Mercury/Mariner	2017 - 2019	JPN	0R833820 and up	8M0139434
25 (2 Cyl)	Mercury/Mariner	1986 - 2019	USA	0B114231 and up	14586A 3(2)
25 (2 Cyl)	Mercury/Mariner	1986 - 2019	BEL	9467988 and up	14586A 3(2)
25 (2 Cyl)	Mercury/Mariner	1986 - 2019	CAN	0A719661 and up	14586A 3(2)
25 SEA PRO	Mercury	1988 - 2019	USA	0B238464 and up	14586A 3(2)
25 SEA PRO	Mercury	1988 - 2019	BEL	9507381 and up	14586A 3(2)
25 SEA PRO	Mercury	1988 - 2019	CAN	0A730007 and up	14586A 3(2)
25 FourStroke	Mercury/Mariner	1998 - 2005	USA	0G590000 - 1B226999	855676A 1(2)
25 FourStroke	Mercury/Mariner	1999 - 2005	BEL	0P075166 - 0P400999	855676A 1(2)
30 (2 Cyl)	Mercury/Mariner	1994 - 2019	USA	0G044027 and up	14586A 7(3)
30 (2 Cyl)	Mercury/Mariner	1994 - 2019	BEL	9855139 and up	14586A 7(3)
30 FourStroke	Mercury/Mariner	1999 - 2005	USA	0G760300 - 1B226999	825212A 1(2)
30 FourStroke	Mercury/Mariner	1999 - 2005	BEL	0P017000 - 0P400999	825212A 1(2)
35	Mercury/Mariner	1984 - 2019	USA	6445653 and up	N.L.A.(3)
35	Mercury/Mariner	1984 - 2019	BEL	9384476 and up	N.L.A.(3)
40 (2 Cyl)	Mercury/Mariner	1994 - 2019	USA	0G044027 and up	14586A 7(3)
40 (2 Cyl)	Mercury/Mariner	1994 - 2019	BEL	9855139 and up	14586A 7(3)
40 (3 Cyl)	Mercury/Mariner	1997 - 2019	USA	0G531301 and up	850055A 2(2)
40 (3 Cyl)	Mercury/Mariner	1997 - 2019	BEL	9973100 and up	850055A 2(2)
40 FourStroke (3 cyl.)	Mercury/Mariner	1998 - 2019	USA	0G231123 and up	825212A 1(2)
40 FourStroke (3 cyl.)	Mercury/Mariner	1999 - 2019	BEL	0P017000 and up	825212A 1(2)
45 FourStroke	Mercury/Mariner	1996 - 2000	USA	0G231123 and up	825212A 1(2)
50 (3 Cyl)	Mercury/Mariner	1987 - 1990	USA	0B110789 - 0D000749	N.L.A.(3)
50 (3 Cyl)	Mercury/Mariner	1987 - 1990	BEL	9482600 - 9671686	N.L.A.(3)
50 (3 Cyl)	Mercury/Mariner	1991 - 1993	USA	0D000750 - 0D181999	14586A 4(3)
50 (3 Cyl)	Mercury/Mariner	1991 - 1993	BEL	9682500 - 9740999	14586A 4(3)
50 (3 Cyl)	Mercury/Mariner	1994 - 1997	USA	0D182000 - 0G589999	14586A 6(3)
50 (3 Cyl)	Mercury/Mariner	1994 - 1997	BEL	9741000 - 9973099	14586A 6(3)
50 (3 Cyl)	Mercury/Mariner	1998 - 2019	USA	0G590000 and up	850055A 2(2)
50 (3 Cyl)	Mercury/Mariner	1998 - 2019	BEL	9973100 and up	850055A 2(2)
50 FourStroke	Mercury/Mariner	1995 - 2000	USA	0G231123 - 0T178499	825212A 1(2)
55 (3 Cyl)	Mercury/Mariner	1991 - 1993	USA	0D000750 - 0D181999	14586A 4(3)
55 (3 Cyl)	Mercury/Mariner	1991 - 1993	BEL	9682500 - 9740999	14586A 4(3)
55 (3 Cyl)	Mercury/Mariner	1994 - 1997	USA	0D182000 - 0G589999	14586A 6(3)
55 (3 Cyl)	Mercury/Mariner	1994 - 1997	BEL	9741000 - 9973099	14586A 6(3)
55 (3 Cyl)	Mercury/Mariner	1998 - 2019	USA	0G590000 and up	850055A 2(2)
55 (3 Cyl)	Mercury/Mariner	1998 - 2019	BEL	9973100 and up	850055A 2(2)
60 (3 Cyl)	Mercury/Mariner	1987 - 1990	USA	0B110789 - 0D000749	N.L.A.(3)

Model	Brand	Year Range	Country	Serial # Range	Thermostat Kit
60 (3 Cyl)	Mercury/Mariner	1987 - 1990	BEL	9482600 - 9671686	N.L.A.(3)
60 (3 Cyl)	Mercury/Mariner	1991 - 1993	USA	0D000750 - 0D181999	14586A 4(3)
60 (3 Cyl)	Mercury/Mariner	1991 - 1993	BEL	9682500 - 9740999	14586A 4(3)
60 (3 Cyl)	Mercury/Mariner	1994 - 1997	USA	0D182000 - 0G589999	14586A 6(3)
60 (3 Cyl)	Mercury/Mariner	1994 - 1997	BEL	9741000 - 9973099	14586A 6(3)
60 (3 Cyl)	Mercury/Mariner	1998 - 2019	USA	0G590000 and up	850055A 2(2)
60 (3 Cyl)	Mercury/Mariner	1998 - 2019	BEL	9973100 and up	850055A 2(2)
70 (3 Cyl)	Mercury/Mariner	1987 - 2019	USA	0A996142 and up	803061T 1(1)
70 (3 Cyl)	Mercury/Mariner	1987 - 2019	BEL	9483121 and up	803061T 1(1)
75 (3 Cyl)	Mercury/Mariner	1990 - 2019	USA	0C222000 and up	803061T 1(1)
75 (3 Cyl)	Mercury/Mariner	1990 - 2019	BEL	9589039 and up	803061T 1(1)
80 (3 Cyl)	Mercury/Mariner	1987 - 2019	USA	0A996142 and up	803061T 1(1)
80 (3 Cyl)	Mercury/Mariner	1987 - 2019	BEL	9483121 and up	803061T 1(1)
90 (3 Cyl)	Mercury/Mariner	1987 - 2019	USA	0A996142 and up	803061T 1(1)
90 (3 Cyl)	Mercury/Mariner	1987 - 2019	BEL	9483121 and up	803061T 1(1)
100 (4 Cyl)	Mercury/Mariner	1988 - 2019	USA	0B209468 and up	803061T 1(1)
100 (4 Cyl)	Mercury/Mariner	1988 - 2019	BEL	9523034 and up	803061T 1(1)
115 (4 Cyl)	Mercury/Mariner	1989 - 2019	USA	0C100000 and up	803061T 1(1)
115 (4 Cyl)	Mercury/Mariner	1989 - 2019	BEL	9559771 and up	803061T 1(1)
125 (4 Cyl)	Mercury/Mariner	1994 - 2019	USA	0D283222 and up	803061T 1(1)
125 (4 Cyl)	Mercury/Mariner	1994 - 2019	BEL	9793577 and up	803061T 1(1)

(1) Includes new thermostat, thermostat gasket, washer and cover gasket.

(2) Includes thermostat & gaskets.

(3) Includes thermostat, gaskets and poppet valve.

VERTICAL MANUAL STARTER ROPE GUIDE

Converts a manual start from a horizontal to a vertical direction pull.

STARTER ROPE GUIDE



16839A 4

Fits Mercury/Mariner 4/5 hp. (1 cyl.) 2 cycle outboards (USA 0A855097 and Newer, BEL 9589154 and Newer) and Mercury/Mariner 4/5/6 hp. FourStroke outboards.

CARBURETOR ANTI-ICING KITS

Where carburetor icing is common, kit uses hot water from the engine to heat the carburetor. Used on electric or manual models.

CARBURETOR ANTI-ICING KIT



828155A 8

Sea Pro/Marathon models from 1994 thru 1997 will require a thermostat kit if one has not already been installed.

Fits Mercury / Mariner 30/40 hp. (2 cyl.) 2 cycle Sea Pro/Marathon outboards (USA 0G055314 and Newer, BEL 9854537 and Newer), and fits Mercury / Mariner 30/40 hp. (2 cyl.) 2cycle outboards (USA 0G590000 and Newer, BEL 9928481 and Newer).

CARBURETOR ANTI-ICING KIT



828155A 3

Any engine not already having a thermostat will require the addition of an appropriate thermostat kit from the thermostat chart.
Fits Mercury / Mariner 50/60 hp. (3 cyl.) 2 cycle outboards (USA 0G589999 and prior, BEL 9973099 and prior).

CARBURETOR ANTI-ICING KIT



828155A 6

The 55/60 hp. manual start models will require the addition of a thermostat kit.
Fits Mercury / Mariner 40 hp. (3 cyl.) 2 cycle outboards (USA 0G531301 and Newer, BEL 9973100 and Newer) and 50/55/60 hp. (3 cyl.) 2 cycle outboards (USA 0G590000 and Newer, BEL 9973100 and Newer).

CARBURETOR ANTI-ICING KIT



828155A 4

1994 and older manual start models must also order washer p/n 12-47533-1.
Fits Mercury / Mariner 75/90 hp. (3 cyl.) 2 cycle outboards.

CARBURETOR ANTI-ICING KIT



828517A 1

Includes a 143 degree thermostat.
Fits Mercury / Mariner 6-15 hp. and 20/25 hp. (2 cyl.) 2 cycle outboards.

CARBURETOR ANTI-ICING KIT



856642A 2

Includes hoses and fittings.
Fits Mercury / Mariner 135-225 V-6 outboards (0G303046 and Newer) with Walbro "WMV" series carburetors.

REMOTE OIL TANK CONVERSION KITS

Converts the engine to use a remote pressurized 3 US gal (11 L) oil tank.

REMOTE OIL TANK KIT



1263-812718A 2

Includes remote oil tank, on board tank, lines, fittings and hardware.
Fits Mercury / Mariner 50/60 hp. (3 cyl., 51.8 CID) 2 cycle outboards (USA 0D182000 and Newer, BEL 9793445 and Newer).

REMOTE OIL TANK KIT



1257-8742A25

Includes remote oil tank, lines, fittings and hardware to convert to a pressurized remote 2 cycle oil tank system.
Fits Mercury/Mariner 75,90,115 hp (1.5L) OptiMax outboards, model year 2004 and newer.

REMOTE OIL TANKS AND COMPONENTS

Remote pressurized oil tank reservoir system.

REMOTE 1.8 US GAL (6.8 L) OIL TANK



15943A 1

Remote 1.8 US gal (6.8 L) Oil Tank, complete with tank, lines mounting bracket and all hardware.

Optional tank size for Mercury / Mariner 2 cycle outboards, to be used wherever a pressurized oil reservoir system is already in use.

REMOTE 3.0 US GAL (11 L) OIL TANK



1257- 8742A21

Remote 3.0 US gal (11 L) Oil Tank with sender, complete with tank, lines, floor mounting bracket and all hardware.

REMOTE 3.0 US GAL (11 L) OIL TANK



1257- 8742A22

Remote 3.0 US gal (11 L) Oil Tank without sender, complete with tank, lines, floor mounting bracket and all hardware.

Optional tank size for Mercury/Mariner 2 cycle outboards, to be used wherever a pressurized oil reservoir system is already in use. This tank and bracket assembly is only used in floor mounted applications.

REMOTE 3.0 US GAL (11 L) OIL TANK



1257- 8742A23

Remote 3.0 US gal (11 L) Oil Tank without sender, complete with tank, lines, mounting bracket and all hardware. Old Bracket Design

Optional tank size for Mercury/Mariner 2 cycle outboards, to be used wherever a pressurized oil reservoir system is already in use. This tank and bracket assembly may be optionally floor or wall mounted.

OIL TANK HOLD DOWN KIT



12335A 1

With bracket, strap and hardware.

Fits the 3.0 gallon (11 L) remote oil reservoir tank. This optional bracket may be either floor or wall mounted as desired.

OIL TANK HOLD DOWN KIT



884481A 1

With floor bracket, strap and hardware.

Fits the 3.0 gallon (11 L) remote oil reservoir tank. Bracket may only be used as a floor mounted application.

OIL TANK HOLD DOWN KIT



824954A 1

With bracket, strap and hardware.

Fits the 1.8 gallon (6.8 L) remote oil reservoir tank.

OUTBOARD

OIL TANK HOSE EXTENSION



41729A 3

Includes 30 ft. (9.14 m) of double barrel hose and 4 tie straps.
Can be used with either remote oil reservoir tank which requires a longer hose due to location.

DECK OIL FILL KIT

Allows filling remote oil reservoirs from deck mounted filler pipe.

DECK FILL KIT - OIL (STRAIGHT ELBOW)



15969A09

Complete with deck fittings, 4 ft. (1.22 m) fill hose, filler cap and necessary mounting hardware.
For use with 1.8 US gal (6.8 L) or 3 US gal (11 L) remote oil tank reservoirs. This kit must NOT be used with Auto Blend.

DECK FILL KIT - OIL (80 DEGREE ELBOW)



15969A10

Complete with deck fittings, 4 ft. (1.22 m) fill hose, filler cap and necessary mounting hardware.
For use with 1.8 US gal (6.8 L) or 3 US gal (11 L) remote oil tank reservoirs. This kit must NOT be used with Auto Blend.


REPLACEMENT TANK ADAPTER



15967

For use with 1.8 US gal (6.8 L) or 3 US gal (11 L) remote oil tank reservoirs. This kit must NOT be used with Auto Blend.

FILL CAP O-RING



25- 11332

Replacement O-Ring for Fill Cap
2.225 x .210

DECK FILL KIT - OIL (STRAIGHT ELBOW)



15969A13

Comes with deck fittings, filler cap and mounting hardware. Oil fill hose must be ordered separately to complete the assembly.
For use with 1.8 US gal (6.8 L) or 3 US gal (11 L) remote oil tank reservoirs. This kit must NOT be used with Auto Blend.

DECK FILL KIT - OIL (80 DEGREE ELBOW)



15969A11

Comes with deck fittings, filler cap and mounting hardware. Oil fill hose must be ordered separately to complete the assembly.
For use with 1.8 US gal (6.8 L) or 3 US gal (11 L) remote oil tank reservoirs. This kit must NOT be used with Auto Blend.

BULK OIL FILL HOSE



32-850719

Helical corrugated cover, helical non-metallic reinforcement, smooth wall PVC. 1 1/2" (38 mm) x 100 ft. (30 m)
For use with a deck oil fill kit and the 1.8 US gal (6.8 L) or 3 US gal (11 L) remote oil tank reservoirs. This kit must NOT be used with Auto Blend.

FRONT LOW WATER PICK-UP PLUG KIT

Used in special applications where debris is plugging the low water pick-ups in the nose of the gearcase. This will also limit the amount of cooling water flow. Do not use this kit if the side water pick-ups are out of the water when the boat is on plain.

WATER INLET PLUG KIT



895764A01

Contains two plugs, o-ring and shift shaft gasket.
Plugs the front low water pick-up on the gearcase for the 3.0L EFI/Optimax outboards with the shift shaft bushing assembly that is fastened with 2 screws.

WATER INLET PLUG KIT




8M0052921

Contains plugs and gasket to seal the low water pickups from injecting debris into the engine water cooling passages.
Fits the Verado gearcase and the Torquemaster II with the shift shaft bushing fastened with 4 screws.

GEAR HOUSING REPLACEMENT SKEGS

REPLACEMENT SKEG



898245A01

Fits Verado outboards, 135 through 300 hp. and 3.0L gearcases that have a 4.80 inch diameter torpedo.

REPLACEMENT SKEG



8M0052924

Precision die cast 360XK alloy for stronger, more uniform welds.
Fits the Verado and 3.0L gear housings with a 5.44 inch diameter torpedo.

REPLACEMENT SKEG



15985A02

Precision die cast 360XK alloy for stronger, more uniform welds.
Fits Mercury / Mariner 50/55/60 Bigfoot (3 cyl.), 70/75/80/90 (USA 0A996142 and Newer, BEL 9483121 and Newer), 100/115/125 (0B209468 and Newer), Force 90/120 (s/n 0E093700 and Newer) and 75/90/115 FourStroke (1B366823-2B094955).


REPLACEMENT SKEG



859447A 1

Precision die cast 360XK alloy for stronger, more uniform welds.
Fits Mercury / Mariner 75/80 (4 cyl.), 90/115 (6 cyl.) and most V-6 outboard models including 2.5L OptiMax. Has adequate depth for the 3.0L models but is not an exact silhouette of the original skæg.

REPLACEMENT SKEG



8M0090442

Precision die cast 360XK alloy for stonger, more uniform welds.
Fits the standard gearcase on the F75-115 hp. (2.1L) FourStroke outboards, serial number 2B094996 and above.

REPLACEMENT SKEG



8M0060147

Precision die cast 360XK alloy for stronger, more uniform welds.
Fits the Mercury/Mariner F150 hp. EFI FourStroke 4 cylinder outboard, and the F75-115 hp. (2.1L) FourStroke Command Thrust outboard serail number 2B094996 and above..

REPLACEMENT SKEG



FK719059

Precision die cast 360XK alloy for stronger, more uniform welds.
Fits Force 85/90/100/120/150 hp. outboards (s/n 0E093699 and prior).

AIR FILTERS

AIR FILTER



35 8M0082911

Fits the 75-115 EFI FourStroke outboards (1731cc) serial number 1B366823-2B094995.

AIR FILTER



35 896247

Fits the L-4 Verado outboard.

AIR FILTER



35-893318T02

Fits the L-6 Verado outboard.

OIL DRIP TRAY



8M0052100

After the oil reservoir has been properly drained, this tray when in place will help to prevent oil from dripping into the lower cowl when removing the side mounted engine filters listed in the application.

Fits the F25/30hp. EFI FourStroke Outboards and the F40-60hp. FourStroke outboards.

OIL FILTERS - FOURSTROKE OUTBOARD

FOURSTROKE OUTBOARD OIL FILTER



35-822626Q03

FourStroke Outboard replaceable screw-on type canister filters. Fits Mercury/Mariner 8/9.9 hp. FourStroke outboards (323cc) , 15/20 hp. FourStroke carbureted outboards, 15/20 EFI FourStroke outboards, 0R833820 and above and the 25/30 hp. EFI FourStroke outboard (MY2006 & newer). Quicksilver Branded, Box Point of Sale Packaged.

FOURSTROKE OUTBOARD OIL FILTER



35-822626T 7

Replaceable screw-on type canister filters. Requires filter wrench 91-888734. Fits Mercury/Mariner 225 hp. (V-6) FourStroke outboard.

FOURSTROKE OUTBOARD OIL FILTER



35-8M0065103

FourStroke Outboard replaceable screw-on type canister filters. Fits Mercury/Mariner 25 hp. FourStroke (Carb, MY2006 & prior), 30 hp. FourStroke (3 cyl., MY2005 & prior), all 40-60 hp. FourStroke outboards (MY 1998 & newer), all 75-115 hp. FourStroke outboards (USA 1B366822 & prior), and all 75-115 hp. FourStroke outboards (USA 2B094996 and above). Priced individually, sold @ multiples of 6. Quicksilver Branded, Box Point of Sale Packaged.

FOURSTROKE OUTBOARD OIL FILTER



35-822626Q15

Replaceable screw-on type canister filters. Fits Mercury/Mariner V-225 hp. (V-6) FourStroke outboard and also replaces Yamaha 225 hp. four stroke outboard filter 69J-13440-00-00. Quicksilver Branded

FOURSTROKE OUTBOARD OIL FILTER



35-877761Q01

Replaceable screw-on type canister filter. Fits the 75/90/115 hp. FourStroke outboard (USA 1B366823-2B094995, 1731 cc.) and the 150 hp. EFI FourStroke outboard. Quicksilver Branded, Box Point of Sale Packaged.

FOURSTROKE OUTBOARD OIL FILTER



35-877767Q01

Replaceable screw-on type canister filter. Replaces the production 896546_ series oil filter.

Fits the 135/150/175/200 hp. Verado In-line 4 cylinder outboard.

Quicksilver Branded, Box Point of Sale Packaged.

FOURSTROKE OUTBOARD OIL FILTER



35-877769Q01

Replaceable screw-on type canister filter. Replaces the production 883701_ series oil filter.

Fits the 200/225/250/275/300/350/400R hp. Verado In-line 6 cylinder outboard.

Quicksilver Branded, Box Point of Sale Packaged.

FOURSTROKE OUTBOARD OIL FILTER

Image not Available.

35-8M0123025

Replaces screw-on canister filters. Requires filter wrench #889277

Fits: 175-300HP V6 (3.4L) and V8 (4.6L) FourStroke outboards.

Mercury Branded, Box Point of Sale Packaged.

OIL FILTER WRENCH



91-802653Q02

This is a formed metal tool for strength and durability.

Fits replaceable screw-on type canister oil filters wherever found on current Mercury/Mariner FourStroke outboards 9.9 thru 60 hp., the 75-115 hp. s/n 1B366822 & below, and the 75-115 hp. s/n 2B094996 and above..

Priced individually, sold @ multiples of 2

Quicksilver Branded, Clamshell Package Point of Sale Packaged.

OIL FILTER WRENCH



91-889277Q02

Made of metal. Requires a 3/8" drive.

Fits the Mercury 35-822626T 7 screw-on type canister oil filter found on the V-225 hp. FourStroke outboard.

OIL FILTER WRENCH



91-889277

Made of metal. Requires a 3/8" drive.

Fits the Quicksilver 35-822626Q15 screw-on type canister oil filter found on the V-225 hp. FourStroke outboard and the new 877767__ & 877769__ series filters for the 135-300 Verado.

OIL FILTER WRENCH



91-889277Q01

Metal wrench, requires a 3/8 in. drive ratchet.

Fits the (877761__) oil filter found on the 75-115 EFI FourStroke outboard (serial number 1B366823-2B094995) and the 150 hp. EFI FourStroke outboard.

Quicksilver Branded, Clamshell Package Point of Sale Packaged.

OIL FILTER WRENCH



91-889277Q03

Metal wrench, requires a .375 in. drive ratchet.

Removes the 896546_ series and 883701_ series production oil filters found on the early Verado 135-275 hp. FourStroke outboards.

Quicksilver Branded, Clamshell Package Point of Sale Packaged.

OIL DRAIN FUNNEL KIT



91-892866A01

Helps to direct draining crankcase oil past the cavitation plate. Fits the XL version of the L6 Verado outboard.

OIL DRAIN PUMP



802889Q 1

8/9.9 4-stroke outboards require additional adapter 828369. Fits all MCM/MIE engines with threaded fitting on dipstick tube, and Mercury/Mariner 8/9.9 FourStroke outboards MY2004 and prior. Quicksilver Branded, Hanging Box Point of Sale Packaged.

ADAPTER



828369

Adapts the standard threaded style MerCruiser crankcase pump for use on the Mercury/Mariner 8/9.9 hp. FourStroke outboards (MY2004 & prior) and the 15hp. FourStroke outboard (323cc).

OIL PUMP EXTRACTION TUBE



32-859717A 2

.375 in O.D. tube, 19.5 in. long. Connects to the crankcase oil pump for use on the Zeus drive and various Mercury/Mariner FourStroke outboards.

OIL LEVEL STATUS KIT



8M0142265

Optional kit for to report oil level status to be used in conjunction with SmartCraft gauges or displays.

Feature comes standard on 4.6L V8 Verado AMS. Can be added to 3.4L V6 and 4.8L V8 engines that do not have this feature. Oil level status can be viewed on VesselViews and SmartCraft gauges.

LIFTING DEVICES - OUTBOARD

LIFTING STRAP



91-883705T01

An engine lifting strap for handling of the 225 EFI and the "NEW" V6 (3.4L) and V8 (4.6L) FourStroke outboards

LIFTING EYE/FLYWHEEL PULLER



91-895343T02

A combination tool utilized for both lifting the engine and for pulling the flywheel. Fits the 75-115 hp. FourStroke outboards (s/n 1B366823 and above), 135-300 hp. Verado outboards and the F150 EFI FourStroke outboard.

OUTBOARD

MERCATHODE

Automatically protects the drive unit from galvanic corrosion. The increased output provides greater protection for underwater aluminum parts. Its reliable, efficient operation requires an insignificant amount of current when protection is needed.

MERCATHODE KIT



88334A 2

Transom mounted system is mounted with the anode and reference electrode on (and through) the transom of the boat on opposite sides of the drive. The new Gen III MerCathode controller with the blue decal is mounted inside the boat. Fits all boat applications with a 12 volt operating system.

MERCATHODE ANODE



72957A 5

Replacement anode assembly for 88334 series Mercathode systems.

MERCATHODE ELECTRODE



72958A 5

Replacement electrode assembly for 88334 series Mercathode systems.

MERCATHODE REFERENCE ELECTRODE TESTER



91 8M0135998

Use with a digital multimeter to test the function of Mercathode systems. Senses an electrical current in the water when testing the Mercathode system.

KICKER STRAP KIT

KICKER STRAP KIT



896297A01

Aids power tilt versions in preventing excessive bouncing and stress to transom clamp brackets when fully tilted. Will automatically straighten engine in fully trimmed position. If kicker is attached to main engine for steering, attachment must be disconnected for main engine steering when the kicker engine is not in use. Furnished standard with the MY 2005 & newer, 9.9 hp. ELHPT FourStroke, this kit can be added to the MY 2005 & newer, 9.9 hp. ELPT & EXLPT models.

ANODES - OUTBOARD KITS

ANODE KIT



97 8M0107546

Aluminum anodes - For use in saltwater or freshwater. This is a complete anode kit to replace all factory installed anodes found on the transom and gearcase. Fasteners are included. Fits Mercury/Mariner: 40-60HP EFI FourStroke BigFoot/Command Thrust only, 75-115HP EFI FourStroke (1B366823-2B094995), 75-115HP EFI FourStroke (2B094996 and Up) Standard gearcase model only. Quicksilver Branded, Box Point of Sale Packaged.

ANODE KIT



97-8M0107548

Aluminum anodes - For use in saltwater or freshwater. This is a complete anode kit to replace all factory installed anodes found on the transom and gearcase. Fasteners are included.
Fits Mercury/Mariner: 75-115HP EFI FourStroke (2B094996 and Up) BigFoot and Command Thrust gearcase only, 150HP EFI FourStroke (1B905505 and Up).
Quicksilver Branded, Box Point of Sale Packaged.

ANODE KIT



97-8M0107550

Aluminum anodes - For use in saltwater or freshwater. This is a complete anode kit to replace all factory installed anodes found on the transom and gearcase. Fasteners are included.
Fits Mercury/Mariner: 135-200HP 4 cylinder Verado, 75-115 (1.5L) and 135-250HP (2.5L and 3.0L) Optimax engines.
Quicksilver Branded, Box Point of Sale Packaged.

ANODE KIT



8M0126670

Aluminum anodes - For use in saltwater or freshwater. This is a complete anode kit to replace all factory installed anodes found on the transom and gearcase. Fasteners are not included.
Fits the 6 cylinder, 200-300Hp. Verado outboards.
Quicksilver Branded, Box Point of Sale Packaged.

ANODE KIT



97-8M0116589

Aluminum anodes - For use in saltwater or freshwater. This is a complete anode kit to replace all factory installed anodes found on the transom and gearcase. Fasteners are included.
350HP L6 Verado (1B716557 and Up).
Quicksilver Branded, Box Point of Sale Packaged.

ANODE BULK PACK



8M0059338

25 Aluminum Trim Tab anodes per box. Equivalent to the individually packaged 31640T4/Q4.
Fits most Mercury/Mariner outboards 35 hp. & above and all MerCruiser except Bravo. Check for adequate propeller clearance prior to operation.

ANODE BULK PACK



8M0059339

10 Aluminum Anodic Plates per box. Equivalent to individually packaged 76214Q5/T5. Provides additional clearance for high rake propellers.
Fits Mercury/Mariner 35-300hp, Force 90 & 120hp 1995 and newer, MerCruiser Alpha One Gen II and Bravo I, II, III, X XR & XZ drives.

OUTBOARD


ANODE POWER TRIM BULK PACK



8M0059343

20 Aluminum Power Trim Tab anodes per box. Located on the bottom of the external power trim pump assembly. Equivalent to the 818298Q1/T1. No hardware is included in the bulk pack of 20 pieces. Fits Mercury/Mariner 30/40 FourStroke, 40 (4 cylinder), 50 (3 cylinder 1987-1997), 55 (3 cylinder), 60-90 (3 cylinder 1987 & newer), 75 (4 cylinder), 75/90 FourStroke, 100-125 (4cyl), 115 (6 cylinder 1984-1988), and all V-6 and OptiMax outboard engines.

ANODE SIDE POCKET BULK PACK



8M0059344

10 Aluminum side pocket anodes per box. Located in side pockets on the gearhousing just above the cavitation plate. Equivalent to the 826134Q/T. No hardware included in this bulk pack of 10 pieces. Fits Mercury/Mariner 30-300hp outboards and also fits Force 90 & 120hp 1995 and newer outboards.

ANODES - TRIM TAB/PLATE

ANODE



14205M

Aluminum
Fits Mariner 6C (6H8), 6D (6H6), and 8C (6G1).


ANODE PLATE



15300

Zinc

TRIM TAB



17264T 2

Fits Force Model 70B (1991), Force 70A (1992), Force 70C (1991-1992), Force 70 (0E000001-0E138599), Force 75 (0E138600-0E344999), Mercury/Mariner F40 FourStroke, 3 cylinder, Longshaft (CHN 1C000001-1C049738), Mercury/Mariner F40/50/60 FourStroke 996cc (standard gearcase 1.83:1 ratio) and also fits the Mercury/Mariner 50hp, 2-cycle, 3 cylinder, standard gearcase (USA 0D000750-0G589999, BEL 9683055-9973099), and 55/60hp, 2-cycle, 3 cylinder, standard gearcase (USA 0D000750 and above, BEL 9683055 and above).

TRIM TAB



31640T 6

Magnesium - For freshwater use only. Do not use in Saltwater applications. Fits most Mercury/Mariner outboards 35 hp. & above and all MerCruiser except Bravo. Check for adequate propeller clearance prior to operation.

31640Q 4

Aluminum
Fits most Mercury/Mariner outboards 35 hp. & above and all MerCruiser except Bravo. Check for adequate propeller clearance prior to operation. Quicksilver Branded, Clamshell Package Point of Sale Packaged.

31640T 6

Magnesium - For freshwater use only. Do not use in Saltwater applications. Fits most Mercury/Mariner outboards 35 hp. & above and all MerCruiser except Bravo. Check for adequate propeller clearance prior to operation.

TRIM TAB



31640T07

EDP - Black, this painted tab will not perform an anodic function.
Fits most Mercury/Mariner outboards 35 hp. & above and all MerCruiser except Bravo. Check for adequate propeller clearance prior to operation.

ANODE KIT



42121Q02

Aluminum, located under the cavitation plate on the following products.
Force Standard Gearcase Models:
9.9/15 hp. 2-cycle MY1998

Mercury/Mariner Standard Gearcase Models:
6/8/9.9 hp. 2-cycle MY1986 & newer
F8/9.9 hp. FourStroke MY1995-2004
F13.5 hp. FourStroke MY2001 & newer
F15 hp. FourStroke MY1998-2006
XR10
10 Marathon
10 Seapro
10 Viking

Quicksilver Branded, Clamshell Package Point of Sale Packaged.

PLATE ASSY



47820A 1

Zinc

ANODIC PLATE



76214Q 5

Aluminum
Provides additional clearance for high rake propellers.
Fits Mercury/Mariner 35-300hp, Force 90 & 120hp 1995 and newer, MerCruiser Alpha One Gen II and Bravo I, II, III, X XR & XZ drives.
Priced individually, sold @ multiples of 2
Quicksilver Branded, Clamshell Package Point of Sale Packaged.

76214A 6

Magnesium - For freshwater use only. Do not use in saltwater applications.
Fits Mercury/Mariner 35-300 HP, Force 90 & 120 HP 1995 and newer, MerCruiser Alpha One Generation II and Bravo I, II and III drives.

ANODIC PLATE



76214T 1

Aluminum

ANODIC PLATE



76214T 3

Zinc

TRIM TAB



82795T

Zinc
Fits early Mariner models 20C (6A9), 25C (695), 28 (664), 30A (689).

OUTBOARD

ANODE



83394M

Aluminum

TRIM TAB



83859T

Zinc

Fits early Mariner outboards 40B (676), 40C (6E9), 48 (670), W-48 (670), 55 (663), and 60 (675).

TRIM TAB



94286T 1

Aluminum

Fits the Mercury/Mariner 18/25hp. 2-cycle outboards that use the top inserted screw.

TRIM TAB ANODE



98432Q 6

Zinc

Fits Mercury/Mariner 9.9/15hp (323cc) FourStroke Bigfoot, Force 25 hp (0E090400-0E344999) and various Mercury/Mariner 2-cycle outboard models (15 hp SeaPro thru 25 hp).

Quicksilver Branded, Clamshell Package Point of Sale Packaged.

TRIM TAB



803833T

EDP painted, this tab will not perform an anodic function.

Fits the Mercury/Mariner 250/275 carbureted models, 1989-1994.

TRIM TAB



822157T 2

Zinc

Fits the F25 FourStroke (Carb models), F30 FourStroke (0G760300-1B226999, 0P094500-0P400999), F40 FourStroke 3-cylinder (0G760300-1B344398, 0P094500 and above), F40/45/50 FourStroke (935cc, standard gearcase).

TRIM TAB ANODE



822777Q 1

Aluminum

For applications where extra clearance is required for high rake propellers.

Fits most Mercury/Mariner 35 hp and above, Force 90/120 (1995 and newer), and all Mercury MerCruiser engines.

Quicksilver Branded, Clamshell Package Point of Sale Packaged.

822777A 2

Magnesium - For freshwater use only. Do not use in saltwater applications.

Fits most Mercury/Mariner 35 hp and above, Force 90/120 (1995 and newer), and all Mercury MerCruiser engines.

ANODE



823913Q

Aluminum
Fits Mercury/Mariner 2.5/3/3.3 hp 2-cycle outboards (1990 and newer), F2.5/3.5 hp. FourStroke (MY 2006 and newer), and 6-40 hp 2-cycle outboards of Japanese origin (serial number 0N000001 & above).
Priced individually, sold @ multiples of 2

TRIM TAB



8M0091534

EDP painted, this tab does not provide anodic protection.
Assists with mechanical steering torque on standard gearcase models of the F75-115 FourStroke, s/n 2B094996 and above.

ANTI VENT PLATE

Image not Available.

97-8M0137814

Aluminum
Fits: 175-300HP V6 (3.4L) and V8 (4.6L) FourStroke outboards.
Mercury Branded

ANODES - TRANSOM BRACKET/POWER TRIM


ANODE



18852M

Aluminum


POWER TRIM ANODE



818298Q 1

Aluminum
Located on the bottom of the external power trim pump assembly.
Fits Mercury/Mariner 30/40 FourStroke, 40 (4 cylinder), 50 (3 cylinder 1987-1997), 55 (3 cylinder), 60-90 (3 cylinder 1987 & newer), 75 (4 cylinder), 75/90 FourStroke, 100-125 (4cyl), 115 (6 cylinder 1984-1988), and all V-6 and OptiMax outboard engines. *NEW* V6 (3.4L) & V8 (4.6L) *excluding Verado and Verado Seapro FourStroke outboards.
Quicksilver Branded, Clamshell Package Point of Sale Packaged.

POWER TRIM ANODE



8M0057772

Aluminum. Located on the bottom of the external power trim assembly.
Fits the 150 Hp. EFI FourStroke outboard, 1B905505 and above.

POWER TRIM ANODE



818298T 3

Magnesium - For freshwater use only. Do not use in saltwater applications.
Located on the bottom of the external power trim pump assembly.
Fits Mercury/Mariner 30/40 FourStroke, 40 (4 cylinder), 50 (3 cylinder 1987-1997), 55 (3 cylinder), 60-90 (3 cylinder 1987 & newer), 75 (4 cylinder), 75/90 FourStroke, 100-125 (4cyl), 115 (6 cylinder 1984-1988), and all V-6 and OptiMax outboard engines.

OUTBOARD

ANODE



823912

Aluminum, Round style.
Fits Mercury/Mariner 4/5 hp. 2-cycle (MY1987 & newer), F4/5/6 hp. FourStroke (MY1999 & newer), F8/9.9 hp. FourStroke (MY2005 & newer), 15 hp. 2-cycle Seapro (MY2005 & newer), F25/30 EFI FourStroke (MY2006 & newer).


ANODE KIT



825271 1

Aluminum
Fits the Mercury/Mariner 25hp Carbureted FourStroke outboard Model Years 1998-2006, and also fits the Mercury/Mariner 40/50hp 3 cylinder, 2-cycle outboard (USA 0G590000 & above, BEL 9973100 & above).

PLATE ASSEMBLY-TRANSOM BRACKET



89949A 1

Aluminum
Transom bracket anode that fits Mercury/Mariner V-6 outboards, V-150/150XR-2 (USA 6616990 and below), V-175 (USA 6618750 and below), V-200 (USA 6055032 and below), V-250/275 Carb (0C101891 and above), and the V-3.4 Litre.

ANODE



8M0001734

Aluminum
Fits Mercury/Mariner 350HP SCI L6 Verado (1B716557 and Up) and 350/400HP L6 Verado (2B141617 and Up).

POWER TRIM ANODE



880653

Aluminum, Power Trim
Fits: L6 Verado (200hp to 350hp), "NEW" V8 (4.6L) Verado and Verado SeaPro FourStroke outboards.

ANODES - SIDE MOUNTED/POCKET

ANODE



18852M

Aluminum

ANODE



819232

Aluminum, side mounted anode.
Fits Force outboards, 1991 (90E, 90H, 120H), 1992 (90A, 90C, 120A, 120C), and 1992-1994 (90/120/150 0E000001-0E093699).


ANODE



823912

Aluminum, Round style.
Fits Mercury/Mariner 4/5 hp. 2-cycle (MY1987 & newer), F4/5/6 hp. FourStroke (MY1999 & newer), F8/9.9 hp. FourStroke (MY2005 & newer), 15 hp. 2-cycle Seapro (MY2005 & newer), F25/30 EFI FourStroke (MY2006 & newer).

SIDE POCKET ANODE



826134Q

Aluminum
 Located in side pockets on the gearhousing just above the cavitation plate.
 Fits Mercury/Mariner 30-300hp outboards and also fits Force 90 & 120hp 1995 and newer outboards.
 Priced individually, sold @ multiples of 3
 Quicksilver Branded, Clamshell Package Point of Sale Packaged.

826134T 3

Magnesium - For freshwater use only. Do not use in saltwater applications.
 Located in side pockets on the gearhousing just above the cavitation plate.
 Fits Mercury/Mariner 35-300hp outboards and Force 90 & 120hp 1995 and newer outboards

ANODES - PROP NUT/SPOOL

REPLACEMENT PROP NUT ANODE



809662T

2 in. Aluminum Anode Shell
 Replacement Shell for 809662A 1

PROP NUT ANODE KIT



809664A 1

1-1/8 in. Shaft, 3/4 in. NF 16
 Fits Mercury/Mariner 70 hp and higher outboards (except 225 EF1 FourStroke);
 Also fits MC-I, R, MR, Alpha, Bravo One & TRS sterndrives (1970 & newer)

ANODES - MERCURY THRUSTER

ANODE



M879341T

Aluminum

ANODES - MARINER CYL. BLOCK & EXH. TUBE

ANODE



83394M

Aluminum

ANODE-HANGING



809690A 1

Aluminum

Provides additional corrosion protection when boat is at mooring. Fits all applications when hung over side of the boat.

ANODE APPLICATION CHARTS

Mercury/Mariner FourStroke Outboard Anodes

Model	Model Notes	Serial # Range	Anodic Trim Tab/Plate	Mat.	Anodic P/T Plate	Mat.	Side Mounted Anodes	Mat.
4 FourStroke	With round Anode	JPN 0R000001 and up BEL 0P073456 and up	N/A		N/A		823912	Alum.
4 FourStroke	With square Anode	JPN 0R000001 and up BEL 0P073456 and up	N/A		N/A		875208	Alum.
5 FourStroke	With round Anode	JPN 0R000001 and up BEL 0P073456 and up	N/A		N/A		823912	Alum.
5 FourStroke	With square Anode	JPN 0R000001 and up BEL 0P073456 and up	N/A		N/A		875208	Alum.
6 FourStroke	With round Anode	JPN 0R000001 and up BEL 0P073456 and up	N/A		N/A		823912	Alum.
6 FourStroke	With square Anode	JPN 0R000001 and up BEL 0P073456 and up	N/A		N/A		875208	Alum.
8 FourStroke	Standard Gearcase	JPN 0R042475 and up BEL 0P325500 and up	853762T01	Zinc	N/A		N/A	
8 FourStroke	Bigfoot Gearcase	JPN 0R042475 and up BEL 0P325500 and up	853762T01	Zinc	875208		N/A	
8 FourStroke	Bodensee	USA 0G760300 - 0T178499	42121Q02	Alum.	N/A		N/A	
8 FourStroke	Bodensee	BEL 0P086824 - 0P325499	98432T 6	Zinc	N/A		N/A	
9.9 FourStroke	Standard Gearcase	USA 0G760300 - 0T979999	42121Q02	Alum.	N/A		N/A	
9.9 FourStroke	Standard Gearcase	BEL 0P075166 - 0P325499	853762T01	Zinc	875208			
9.9 FourStroke	Standard Gearcase	JPN 0R042475 and up BEL 0P325500 and up	853762T01	Zinc	N/A		N/A	
9.9 FourStroke	Bigfoot Gearcase	USA 0H000058 - 0H016909 USA 0G760300 - 1B226999 BEL 0P075166 - 0P400999	98432T 6	Zinc	N/A		N/A	
9.9 FourStroke	Bigfoot Gearcase	JPN 0R042475 and up BEL 0P325500 and up	853762T01	Zinc	875208		N/A	
15 FourStroke	Standard Gearcase, 323cc	USA 0G590000 - 1B727495 BEL 9973100 and up	42121Q02	Alum.	N/A		N/A	
15 FourStroke	Bigfoot Gearcase, 323cc	USA 0G590000 - 1B727495 BEL 9973100 and up	98432T 6	Zinc	N/A		N/A	
15 FourStroke	Sea Pro	JPN 0R051685 - 0R833819	803731	Zinc	823913Q		N/A	
15 FourStroke	351cc.	JPN 0R235949 - 0R833819	853762T01		875208		N/A	
20 FourStroke	351cc.	JPN 0R235168 - 0R833819	853762T01		875208		N/A	
25 FourStroke	Carb	USA 0G590000 - 1B344298 BEL 9973100 - 0P388282	822157T 2	Zinc	825271 1 Alum.		N/A	
25 FourStroke	EFI, Manual Trim	JPN 0R106999 and up	853762	Zinc	804043		N/A	
25 FourStroke	EFI, PowerTrim	JPN 0R106999 and up	853762	Zinc	823912002Alum.		N/A	
25 FourStroke	Sea Pro	JPN 0R051710 and up	853762	Zinc	804043		N/A	
30 FourStroke	3 cylinder	USA 0G760300 - 1B226999 BEL 0P094500 - 0P400999	822157T 2	Zinc	818298T 1 Alum.		826134T	Alum.
30 FourStroke	EFI	USA 0T409000 - 1B226999 BEL 0P153500 - 0P400999	822157T 2	Zinc	818298T 1 Alum.			
30 FourStroke	EFI, Manual Trim	JPN 0R106999 and up	822157T 2	Zinc	804043			
30 FourStroke	EFI, PowerTrim	JPN 0R106999 and up	822157T 2	Zinc	823912002Alum.			
40 FourStroke	3 cylinder, Carb	USA 0G760300 - 1B226999 BEL 0P094500 - 0P400999	822157T 2	Zinc	818298T 1 Alum.		826134T	Alum.

Model	Model Notes	Serial # Range	Anodic Trim Tab/Plate	Mat.	Anodic P/T Plate	Mat.	Side Mounted Anodes	Mat.
40 FourStroke	3 cylinder, EFI	USA 0T409000 - 1B344398 BEL 0P153500 and up	822157T 2	Zinc	818298T 1 Alum.		N/A	
40 FourStroke	3 cylinder, EFI, LongShaft	CHN 1C000001 - 1C049738	17264T 2	Alum.	818298T 1 Alum.		N/A	
40 FourStroke	3 cylinder, EFI, ShortShaft	CHN 1C000001 - 1C049738	822157T 2	Zinc	818298T 1 Alum.		N/A	
40/45 FourStroke	4 cylinder	USA 0G231123 - 0T178499	822157T 2	Zinc	818298T 1 Alum.		N/A	
40 FourStroke	4 cylinder, Carb	USA 0T228405 - 0T598999 BEL 0P094500 - 0P206999	822157T 2	Zinc	818298T 1 Alum.		826134T	Alum.
40 FourStroke	4 cylinder, EFI	USA 0T409000 and up BEL 0P207000 and up CHN 0C000001 and up	31640T07	EDP	818298T 1 Alum.		826134T	Alum.
45 FourStroke	BigFoot-Bodensee	USA 0G231123 - 0T178499 BEL 0P017000 and up	31640T07	EDP	818298T 1 Alum.		826134T	Alum.
45 FourStroke	Bodensee	USA 0G231123 - 0T178499 BEL 0P017000 and up	822157T 2	Zinc	825271 1 Alum.		N/A	
50 FourStroke	Standard Gearcase	USA 0G231123 - 0G760299	822157T 2	Zinc	825271 1 Alum.		N/A	Alum.
50 FourStroke	Standard Gearcase	USA 0G760300 - 0T178499	822157T 2	Zinc	818298T 1 Alum.		N/A	
50 FourStroke	Standard Gearcase	USA 0T178500 - 0T598999 BEL 9944807 - 0P016999	17264T 2 822157T 2	Alum. Zinc	818298T 1 Alum. 825271 Alum. 1		N/A	
50 FourStroke		BEL 0P017000 - 0P094499	822157T 2	Zinc	818298T 1 Alum.		N/A	
50 FourStroke	Standard Gearcase	BEL 0P094500 - 0P206999	17264T 2	Alum.	818298T 1 Alum.		N/A	
50 FourStroke	Bigfoot Gearcase	USA 0G231123 - 0T598999 BEL 9944807 - 0P206999	31640T07	EDP	818298T 1 Alum.		826134T	Alum.
50 FourStroke	EFI	USA 0T409000 - 1B344306	17264T 2	Alum.	818298T 1 Alum.		826134T	Alum.
	EFI	BEL 0P153500 and up	17264T 2	Alum.	818298T 1 Alum.		826134T	Alum.
	EFI	CHN 1C000001 and up	31640T07	EDP	818298T 1 Alum.		826134T	Alum.
60 FourStroke	Carb	USA 0T178500 - 0T598999 BEL 0P094500 - 0P206999	31640T07	EDP	818298T 1 Alum.		826134T	Alum.
60 FourStroke	EFI	USA 0T409000 - 1B344306 BEL 0P207000 and up CHN 1C000001 and up	31640T07	EDP	818298T 1 Alum.		826134T	Alum.
75 FourStroke	Carb	USA 0G960500 - 1B226999	31640T07	EDP	818298T 1 Alum.		826134T	Alum.
75 FourStroke	EFI, 1596 cc	USA 1B172291 - 1B366822	31640T07	EDP	818298T 1 Alum.		826134T	Alum.
75 FourStroke	EFI, 1731 cc	USA 1B366823 - 2B094995	31640T07	EDP	818298T 1 Alum.		826134T	Alum.
75/80 FourStroke	EFI, 2.1L Standard Gearcase	USA 2B094996 and up	8M0091534	EDP	818298T 1 Alum.		826134T	Alum.
	EFI, 2.1L Command Thrust	USA	76214T 5	Alum.	818298T 1 Alum.		826134T	Alum.
80 FourStroke	EFI, 1596 cc	USA 1B227000 - 1B366822	31640T07	EDP	818298T 1 Alum.		826134T	Alum.
80 FourStroke	EFI, 1731 cc	USA 1B366823 - 2B094995	31640T07	EDP	818298T 1 Alum.		826134T	Alum.
90 FourStroke	Carb	USA 0G960500 - 1B226999	31640T07	EDP	818298T 1 Alum.		826134T	Alum.
90 FourStroke	EFI, 1596 cc	USA 1B172291 - 1B366822	31640T07	EDP	818298T 1 Alum.		826134T	Alum.
90 FourStroke	EFI, 1731 cc	USA 1B366823 - 2B094995	31640T07	EDP	818298T 1 Alum.		826134T	Alum.
90/100 FourStroke	EFI, 2.1L Standard Gearcase	USA 2B094996 and up	8M0091534	EDP	818298T 1 Alum.		826134T	Alum.
	EFI, 2.1L Comman Thrust	USA	76214T 5	Alum.	818298T 1 Alum.		826134T	Alum.
100 FourStroke	EFI, 1741 cc	USA 1B172291 - 1B366822	31640T07	EDP	818298T 1 Alum.		826134T	Alum.
100 FourStroke	EFI, 1731 cc	USA 1B366823 - 2B094995	31640T07	EDP	818298T 1 Alum.		826134T	Alum.
115 FourStroke	EFI	USA 0T178500 - 2B094995	31640T07	EDP	818298T 1 Alum.		826134T	Alum.
115 FourStroke	EFI, 2.1L Standard Gearcase	USA 2B094996 and up	8M0091534	EDP	818298T 1 Alum.		826134T	Alum.
	EFI, 2.1L Command Thrust	USA	76214T 5	Alum.	818298T 1 Alum.		826134T	Alum.
135 FourStroke	Verado	USA 1B227000 and up	76214T 5	Alum.	818298T 1 Alum.		826134T	Alum.
150 FourStroke	EFI	USA	76214T 5	Alum.	8M005777Z Alum.		826134T	Alum.

Not all parts listed are available for the European, C.I.S., Africa and Middle East Markets.
For more information, please contact your local Mercury, Mariner, MerCruiser or Quicksilver Office.

OUTBOARD

OUTBOARD

Model	Model Notes	Serial # Range	Anodic Trim Tab/Plate	Mat.	Anodic P/T Plate	Mat.	Side Mounted Anodes	Mat.
150 FourStroke	Verado	USA 1B227000 and up	76214T 5	Alum.	818298T 1	Alum.	826134T	Alum.
175 FourStroke	Verado	USA 1B227000 and up	76214T 5	Alum.	818298T 1	Alum.	826134T	Alum.
200 FourStroke	Verado	USA 1B517159 and up	76214T 5	Alum.	818298T 1	Alum.	826134T	Alum.
200 FourStroke	Verado (6 cyl.)	USA 0T980000 and up	76214T 5	Alum.	880653 893404(1)		826134T	Alum.
225 FourStroke	EFI	USA 0T653945 and up	888712		888606			
225 FourStroke	Verado	USA 0T980000 and up	76214T 5	Alum.	880653 893404(1)		826134T	Alum.
250 FourStroke	Verado	USA 0T980000 and up	76214T 5	Alum.	880653 893404(1)		826134T	Alum.
275 FourStroke	Verado	USA 0T980000 and up	76214T 5	Alum.	880653 893404(1)		826134T	Alum.
300 FourStroke	Verado	USA 1B517434 and up	76214T 5	Alum.	880653 893404(1)		826134T	Alum.
350 FourStroke	Verado	USA 2B141617 and up	76214T 5	Alum.	8M0012083 893404(1) 8M0001734		826134T	Alum.
175-225 FourStroke	V6 (3.4L)	USA 2B529482 and up	97-8M0137814	Alum.	818298T 1			
225-300 FourStroke	V8 (4.6L) *Excludes Verado	USA 2B529482 and up	97-8M0137814	Alum.	818298T 1			
250-300 FourStroke	V8 (4.6L) Verado and Verado SeaPro	USA 2B529482 and up	97-8M0137814	Alum.	893404(1) 880653			

(1) 4 pcs required

Mercury/Mariner 2-Cycle Outboard Anodes

Model	Model Notes	Serial # Range	Anodic Trim Tab/Plate	Mat.	Anodic P/T Plate	Mat.	Side Mounted Anodes	Mat.
2		USA 0T884302 and up	823913Q	Alum.	N/A		N/A	
2.2M		USA 8075603 and up	823913Q	Alum.	N/A		N/A	
2.5		USA 0A856377 and up	823913Q	Alum.	N/A		N/A	
		BEL 0P017000 and up						
3		USA 0A856377 - 0G710612	823913Q	Alum.	N/A		N/A	
3.3		USA 0D901657 and up	823913Q	Alum.	N/A		N/A	
		BEL 0P017000 and up						
4	1 cylinder	USA 0A809601 - 0G710612	N/A		N/A		823912	Alum.
		BEL 9477830 - 0P016999						
4	With round Anode	USA 0G710613 and up	N/A		N/A		823912	Alum.
		BEL 0P017000 and up						
4	With square Anode	USA 0G710613 and up	N/A		N/A		875208	
		BEL 0P017000 and up						
5	1 cylinder	USA 0A809601 - 0G710612	N/A		N/A		823912	Alum.
		BEL 9477830 - 0P016999						
5	With round Anode	USA 0G710613 and up	N/A		N/A		823912	Alum.
		BEL 0P017000 and up						
5	With square Anode	USA 0G710613 and up	N/A		N/A		875208	
		BEL 0P017000 and up						
6	1 cylinder	USA 0A197112 - 0T800749	42121Q02	Alum.	N/A		N/A	
		BEL 9461526 and up						
7.5 (75)		USA 5206550 and up	N.L.A.	Zinc	N/A		N/A	

Model	Model Notes	Serial # Range	Anodic Trim Tab/ Plate	Mat.	Anodic P/T Plate	Mat.	Side Mounted Anodes	Mat.
		AUS 8057545 and up						
		BEL 9217756 and up						
		CAN 7125388 and up						
8		USA 0A197112 and up	42121Q02	Alum.	N/A		N/A	
		BEL 9461526 and up						
9.8		USA 5206550 and up	N.L.A.	Zinc	N/A		N/A	
		AUS 8057545 and up						
		BEL 9217756 and up						
		CAN 7125388 and up						
9.9		USA 0A197112 and up	42121Q02	Alum.	N/A		N/A	
		BEL 9792200 - 0P325499						
10	XR10/Sea Pro	USA 0D038000 and up	42121Q02	Alum.	N/A		N/A	
		BEL 9596000 and up						
15		USA 0A197112 and up	42121Q02	Alum.	N/A		N/A	
		BEL 9542620 and up						
15		USA 0A197112 and up	98432T 6	Zinc	N/A		N/A	
		BEL 9542620 and up						
15	Sea Pro/Marathon	USA 0G044365 and up	42121Q02	Alum.	N/A		N/A	
		BEL 9927000 and up						
15	Sea Pro/Marathon	USA 0G044365 and up	98432T 6	Zinc	N/A		N/A	
		BEL 9927000 and up						
15	Sea Pro XD	BEL 9927000 - 0P325499	98432T 6	Zinc	N/A		N/A	
18		USA 5837437 - 6416712	94286T 1	Alum.	N/A		N/A	
		AUS 8071973 and up						
		BEL 9308306 - 9378115						
		CAN 7173723 - 7207857						
18		USA 5837437 - 6416712	98432T 6	Zinc	N/A		N/A	
		AUS 8071973 and up						
		BEL 9308306 - 9378115						
		CAN 7173723 - 7207857						
18	Top inserted screw	USA 6416713 - 6443972	94286T 1	Alum.	N/A		N/A	
		BEL 9378116 - 9415100						
		CAN 7207858 - 7209532						
18	Bottom inserted screw	USA 6416713 - 6443972	98432T 6	Zinc	N/A		N/A	
		BEL 9378116 - 9415100						
		CAN 7207858 - 7209532						
18XD		USA 6443973 - 0B238463	98432T 6	Zinc	N/A		N/A	
		BEL 9378151 - 9507380						
		CAN 7209533 - 0A730006						
20XD		USA 6443973 - 0B238463	98432T 6	Zinc	N/A		N/A	
		BEL 9415101 - 9507380						
		CAN 7209523 - 0A730006						
20	2 cylinder	USA 0B238464 - 0T979999	98432T 6	Zinc	N/A		N/A	
		BEL 9507381 and up						
		CAN 0A730007 and up						
25		USA 5705532 - 6416712	94286T 1	Alum.	N/A		N/A	
		AUS 8073258 and up						
		BEL 9315316 - 9378115						
		CAN 7166928 - 7207857						
25	Bottom inserted screw	USA 6416713 - 6443972	98432T 6	Zinc	N/A		N/A	
		CAN 7207858 - 7209532						
		BEL 9378116 - 9415100						
25	Top inserted screw	USA 6416713 - 6443972	94286T 1	Alum.	N/A		N/A	
		CAN 7207858 - 7209532						

Not all parts listed are available for the European, C.I.S., Africa and Middle East Markets.
For more information, please contact your local Mercury, Mariner, MerCruiser or Quicksilver Office.

OUTBOARD

OUTBOARD

Model	Model Notes	Serial # Range	Anodic Trim Tab/ Plate	Mat.	Anodic P/T Plate	Mat.	Side Mounted Anodes	Mat.
25XD		BEL 9378116 - 9415100						
		USA 6443973 - 0B238463	98432T 6	Zinc	N/A		N/A	
		BEL 9415101 - 9507380						
		CAN 7209533 - 0A730006						
25	Standard & Sea Pro	USA 0B238464 and up	98432T 6	Zinc	N/A		N/A	
		BEL 9507381 and up						
		CAN 0A730007 and up						
30	2 cylinder	USA 0G053314 - 0T598999	822157T 2	Zinc	825271 1	Alum.	N/A	
		BEL 9854537 - 0P206999						
35	2 cylinder	USA 6445653 and up	31640T 4	Alum.	N/A		N/A	
		CAN 209608 and up						
		BEL 9384476 and up						
35	2 cylinder	USA 6445653 and up	31640T 6	Magn.	N/A		N/A	
		CAN 209608 and up						
		BEL 9384476 and up						
40	2 cylinder	USA 2874704 - 0G053313	31640T 4	Alum.	825271 1	Alum.	N/A	
		AUS 8002335 and up						
		BEL 3339688 - 0P016999						
		CAN 3340783 and up						
40	2 cylinder	USA 2874704 - 0G053313	31640T 6	Magn.	818298T 3	Magn.	N/A	
		AUS 8002335 and up						
		BEL 3339688 - 0P016999						
		CAN 3340783 and up						
40	2 cylinder	USA 0G053314 and up	822157T 2	Zinc	N/A	Zinc	N/A	
		BEL 0P017000 and up						
40	3 cylinder	USA 0G590000 - 0T999999	822157T 2	Zinc	825271 1	Alum.	N/A	
		BEL 9973100 and up						
40	4 cylinder	USA 0C159200 and up	31640T 4	Alum.	818298T 1	Alum.	N/A	
		BEL 9570790 and up						
40	4 cylinder	USA 0C159200 and up	31640T 6	Magn.	818298T 3	Magn.	N/A	
		BEL 9570790 and up						
45	4 cylinder	USA 5531630 and up	31640T 4	Alum.	N/A		N/A	
		AUS 8063985 and up						
		BEL 9248006 and up						
		CAN 7143688 and up						
45	4 cylinder	USA 5531630 and up	31640T 6	Magn.	N/A		N/A	
		AUS 8063985 and up						
		BEL 9248006 and up						
		CAN 7143688 and up						
50	4 cylinder	USA 4357640 and up	31640T 4	Alum.	N/A		N/A	
		AUS 8030090 and up						
		BEL 9107214 and up						
		CAN 7068998 and up						
50	4 cylinder	USA 4357640 and up	31640T 6	Magn.	N/A		N/A	
		AUS 8030090 and up						
		BEL 9107214 and up						
		CAN 7068998 and up						
50	3 cylinder	USA 6428681 - 0B122929	31640T 4	Alum.	N/A		N/A	
		BEL 9385911 - 9469199						
		CAN 7208333 - 0A7211307						
50	3 cylinder	USA 0B122930 - 0D000749	31640T 4	Alum.	818298T 1	Alum.	N/A	
		BEL 9469200 - 9683054						
		CAN 0A721308 and up						

Model	Model Notes	Serial # Range	Anodic Trim Tab/ Plate	Mat.	Anodic P/T Plate	Mat.	Side Mounted Anodes	Mat.
50	3 cylinder	USA 0D000750 - 0G589999 BEL 9683055 - 9973099	17264T 2	Zinc	818298T 1	Alum.	N/A	
50	3 cylinder, BigFoot	USA 0D000750 - 0G589999 BEL 9683055 - 9973099	31640T 4	Alum.	818298T 1	Alum.	826134T	Alum.
50	3 cylinder	USA 0G590000 and up BEL 9973100 and up	822157T 2	Zinc	825271 1	Alum.	N/A	
55	3 cylinder (1.64:1 ratio)	USA 0D000750 and up BEL 9741042 and up	17264T 2	Zinc	818298T 1	Alum.	N/A	
60	3 cylinder	USA 6428681 - 0B122929 BEL 9385911 - 9469199 CAN 7208333 - 0A7211307	31640T 4	Alum.	N/A		N/A	
60	3 cylinder	USA 0B122930 - 0D000749 BEL 9469200 - 9683054 CAN 0A721308 and up	31640T 4	Alum.	818298T 1	Alum.	N/A	
60	3 cylinder	USA 0D000750 and up BEL 9683055 and up	17264T 2	Zinc	818298T 1	Alum.	N/A	
60	3 cylinder, BigFoot	USA 0D000750 - 0G760299 BEL 9683055 - 0P016999	31640T 4	Alum.	818298T 1	Alum.	826134T	Alum.
60	3 cylinder, BigFoot	USA 0G760300 and up BEL 0P017000 and up	31640T07	EDP	818298T 1	Alum.	826134T	Alum.
65 (650)	4 cylinder	USA 1542745 - 3293183	31640T 4	Alum.	N/A		N/A	
65 (650)		USA 1542745 - 3293183	31640T 6	Magn.				
65 (650)	3 cylinder	USA 3293184 - 4571651 AUS 8006640 - 8042349 BEL 9020074 - 9135824 CAN 7013633 - 7087822	31640T 4	Alum.	N/A		N/A	
65 (650)	3 cylinder	USA 3293184 - 4571651 AUS 8006640 - 8042349 BEL 9020074 - 9135824 CAN 7013633 - 7087822	31640T 6	Magn.	N/A		N/A	
70	3 cylinder	USA 4571652 - 0A996141 AUS 8042350 and up BEL 9135825 - 9385910 CAN 7087823 - 7208332	31640T 4	Alum.	N/A		N/A	
70	3 cylinder	USA 4571652 - 0A996141 AUS 8042350 and up BEL 9135825 - 9385910 CAN 7087823 - 7208332	31640T 6	Magn.	N/A		N/A	
70	3 cylinder	USA 0A996142 - 0C221999 BEL 9506481 and up	31640T 4	Alum.	818298T 1	Alum.	N/A	
75	4 cylinder	USA 6432901 and up BEL 9393856 and up CAN 7208573 and up	31640T 4	Alum.	818298T 1	Alum.	N/A	
75	4 cylinder	USA 6432901 and up BEL 9393856 and up CAN 7208573 and up	31640T 6	Magn.	818298T 3	Magn.	N/A	
75	3 cylinder	USA 0A996142 - 0T979999 BEL 9483121 - 9793576	31640T 4	Alum.	818298T 1	Alum.	826134T	Alum.
75	3 cylinder	USA 0A996142 - 0T979999 BEL 9483121 - 9793576	31640T 6	Magn.	818298T 3	Magn.	826134T 3	Magn.
75	3 cylinder	USA 0T980000 and up BEL 9793577 and up	31640T07	EDP	818298T 1	Alum.	826134T	Alum.
75	3 cylinder	USA 0T980000 and up BEL 9793577 and up	31640T 6	Magn.	818298T 3	Magn.	826134T 3	Magn.

Not all parts listed are available for the European, C.I.S., Africa and Middle East Markets.
For more information, please contact your local Mercury, Mariner, MerCruiser or Quicksilver Office.

OUTBOARD

Model	Model Notes	Serial # Range	Anodic Trim Tab/ Plate	Mat.	Anodic P/T Plate	Mat.	Side Mounted Anodes	Mat.
75	3 cylinder, Optimax 1.5L	USA 0T980000 and up	31640T07	EDP	818298T 1	Alum.	826134T	Alum.
75	3 cylinder, Optimax 1.5L	USA 0T980000 and up	31640T 6	Magn.	818298T 3	Magn.	826134T 3	Magn.
80 (80, 800)	4 cylinder	USA 2559001 - 6432900	31640T 4	Alum.	N/A		N/A	
80 (80, 800)	4 cylinder	USA 2559001 - 6432900	31640T 6	Magn.	N/A		N/A	
80 (80, 800)	4 cylinder	USA 4831999 - 6432900	31640T 4	Alum.	N/A		N/A	
	4 cylinder	AUS 8050200 and up						
	4 cylinder	BEL 9177626 - 9393855						
	4 cylinder	CAN 7110998 - 7208572						
80 (80, 800)	4 cylinder	USA 4831999 - 6432900	31640T 6	Magn.	N/A		N/A	
		AUS 8050200 and up						
		BEL 9177626 - 9393855						
		CAN 7110998 - 7208572						
80	3 cylinder	USA 0A996142 - 0C221999	31640T 4	Alum.	818298T 1	Alum.	N/A	
		BEL 9483121 and up						
80	3 cylinder	USA 0A996142 - 0C221999	31640T 6	Magn.	818298T 3	Magn.	N/A	
		BEL 9483121 and up						
85 (850)	4 cylinder	USA 3493913 - 4831998	31640T 4	Alum.	N/A		N/A	
		AUS 8005440 - 8050199						
		BEL 9011604 - 9177625						
		CAN 7010108 - 7110997						
85 (850)	4 cylinder	USA 3493913 - 4831998	31640T 6	Magn.	N/A		N/A	
		AUS 8005440 - 8050199						
		BEL 9011604 - 9177625						
		CAN 7010108 - 7110997						
90 (900)	6 cylinder	USA 1766824 - 1869775	31640T 4	Alum.	N/A		N/A	
90 (900)		USA 1766824 - 1869775	31640T 6	Magn.	N/A		N/A	
90 (90, 900)	6 cylinder	USA 4845301 - 6436122	31640T 4	Alum.	N/A		N/A	
		AUS 8060545 and up						
		CAN 7111698 and up						
90 (90, 900)	6 cylinder	USA 4845301 - 6436122	31640T 6	Magn.	N/A		N/A	
		AUS 8060545 and up						
		CAN 7111698 and up						
90	6 cylinder	USA 6436123 - 0A996141	31640T 4	Alum.	818298T 1	Alum.	N/A	
		CAN 7208848 and up						
90	6 cylinder	USA 6436123 - 0A996141	31640T 6	Magn.	818298T 3	Magn.	N/A	
		CAN 7208848 and up						
90	3 cylinder	USA 0A996142 - 0D283221	31640T 4	Alum.	818298T 1	Alum.	N/A	
		BEL 9483121 - 9793576						
90	3 cylinder	USA 0A996142 - 0D283221	31640T 6	Magn.	818298T 3	Magn.	N/A	
		BEL 9483121 - 9793576						
90	3 cylinder	USA 0D283222 and up	31640T 4	Alum.	818298T 1	Alum.	826134T	Alum.
		BEL 9793577 and up						
90	3 cylinder	USA 0D283222 and up	31640T 6	Magn.	818298T 3	Magn.	826134T 3	Magn.
		BEL 9793577 and up						
90	3 cylinder	USA 0D283222 and up	31640T07	EDP	818298T 1	Alum.	826134T	Alum.
		BEL 9793577 and up						
90 Optimax	3 cylinder, 1.5L	USA 0T801000 and up	31640T07	EDP	818298T 1	Alum.	826134T	Alum.
90 Optimax		USA 0T801000 and up	31640T 6	Magn.	818298T 3	Magn.	826134T 3	Magn.
95 (950)	6 cylinder	USA 1869776 - 2318585	31640T 4	Alum.	N/A		N/A	
100 (1000)		USA 1768404 - 2318585	31640T 4	Alum.	N/A		N/A	
100 (1000)		USA 1768404 - 2318585	31640T 6	Magn.	N/A		N/A	
100 (1000SS/1000BP)		USA 2318586 - 2413843	31640T 4	Alum.	N/A		N/A	
100 (1000SS/1000BP)		USA 2318586 - 2413843	31640T 6	Magn.	N/A		N/A	

Model	Model Notes	Serial # Range	Anodic Trim Tab/ Plate	Mat.	Anodic P/T Plate	Mat.	Side Mounted Anodes	Mat.
1000SS		USA 2484633 - 2836018	31640T 4	Alum.	N/A		N/A	
1000SS		USA 2484633 - 2836018	31640T 6	Magn.	N/A		N/A	
100	3 cylinder	USA 0B209468 - 0D283221 BEL 9793577 - 9793576	31640T 4	Alum.	818298T 1	Alum.	N/A	
100	3 cylinder	USA 0B209468 - 0D283221 BEL 9793577 - 9793576	31640T 6	Magn.	818298T 3	Magn.	N/A	
100	3 cylinder	USA 0D283222 and up BEL 9793577 and up	31640T 4	Alum.	818298T 1	Alum.	826134T	Alum.
100	3 cylinder	USA 0D283222 and up BEL 9793577 and up	31640T 6	Magn.	818298T 3	Magn.	826134T 3	Magn.
100	3 cylinder	USA 0D283222 and up BEL 9793577 and up	31640T07	EDP	818298T 1	Alum.	826134T	Alum.
110 (1100)		USA 1870204 - 2314955	31640T 4	Alum.	N/A		N/A	
110 (1100)		USA 1870204 - 2314955	31640T 6	Magn.	N/A		N/A	
115 (115, 1150)	6 cylinder	USA 2836019 - 6435122 AUS 8008665 and up CAN 7010763 and up	31640T 4	Alum.	N/A		N/A	
115 (115, 1150)	6 cylinder	USA 2836019 - 6435122 AUS 8008665 and up CAN 7010763 - 7208847	31640T 6	Magn.	N/A		N/A	
115	6 cylinder	USA 6436123 and up CAN 7208848 and up	31640T 4	Alum.	818298T 1	Alum.	N/A	
115	6 cylinder	USA 6436123 and up CAN 7208848 and up	31640T 6	Magn.	818298T 3	Magn.	N/A	
115	4 cylinder	USA 0C100000 - 0D283221 BEL 9559771 - 9793576	31640T 4	Alum.	818298T 1	Alum.	N/A	
115	4 cylinder	USA 0C100000 - 0D283221 BEL 9559771 - 9793576	31640T 6	Magn.	818298T 3	Magn.	N/A	
115	3 cylinder	USA 0D283222 and up BEL 9793577 and up	31640T 4	Alum.	818298T 1	Alum.	826134T	Alum.
115	3 cylinder	USA 0D283222 and up BEL 9793577 and up	31640T 6	Magn.	818298T 3	Magn.	826134T 3	Magn.
115	3 cylinder	USA 0D283222 and up BEL 9793577 and up	31640T07	EDP	818298T 1	Alum.	826134T	Alum.
115 Optimax	3 cylinder, 1.5L	USA 0T801000 and up	31640T07	EDP	818298T 1	Alum.	826134T	Alum.
115 Optimax		USA 0T801000 and up	31640T 6	Magn.	818298T 3	Magn.	826134T 3	Magn.
V-115	6 cylinder, DFI	USA 0G960500 - 0T178499	31640T07	EDP	818298T 1	Alum.	826134T	Alum.
125 (1250)	6 cylinder	USA 2314956 - 3293233	31640T 4	Alum.	N/A		N/A	
125 (1250)		USA 2314956 - 3293233	31640T 6	Magn.	N/A		N/A	
125	3 cylinder	USA 0D283222 and up BEL 9793577 and up	31640T 4	Alum.	818298T 1	Alum.	826134T	Alum.
125	3 cylinder	USA 0D283222 and up BEL 9793577 and up	31640T 6	Magn.	818298T 3	Magn.	826134T 3	Magn.
125	3 cylinder	USA 0D283222 and up BEL 9793577 and up	31640T07	EDP	818298T 1	Alum.	826134T	Alum.
140 (140, 1400)	6 cylinder	USA 3293234 and up AUS 8052650 and up CAN 7112773 and up	31640T 4	Alum.	N/A		N/A	
140 (140, 1400)	6 cylinder	USA 3293234 and up AUS 8052650 and up CAN 7112773 and up	31640T 6	Magn.	N/A		N/A	
150 (1500)	6 cylinder	USA 3502806 - 4865677 AUS 8005615 - 8052649 CAN 7010533 - 7112772	31640T 4	Alum.	N/A		N/A	

Not all parts listed are available for the European, C.I.S., Africa and Middle East Markets.
For more information, please contact your local Mercury, Mariner, MerCruiser or Quicksilver Office.

OUTBOARD

Model	Model Notes	Serial # Range	Anodic Trim Tab/ Plate	Mat.	Anodic P/T Plate	Mat.	Side Mounted Anodes	Mat.
150 (1500)	6 cylinder	USA 3502806 - 4865677	31640T 6	Magn.	N/A		N/A	
		AUS 8005615 - 8052649						
		CAN 7010533 - 7112772						
V-135/150/175	Carb-EFI-DFI	USA 0A904646 - 0D081999	31640T 4	Alum.	818298T 1	Alum.	N/A	
V-135/150/175	Carb-EFI-DFI	USA 0A904646 - 0D081999	31640T 6	Magn.	818298T 3	Magn.	N/A	
V-135/150/XR6/175	Carb-EFI-DFI	USA 0D082000 and up	31640T 4	Alum.	818298T 1	Alum.	826134T	Alum.
V-135/150/XR6/175	Carb-EFI-DFI	USA 0D082000 and up	31640T 6	Magn.	818298T 3	Magn.	826134T 3	Magn.
V-135/150/XR6/175	Carb-EFI-DFI	USA 0D082000 and up	31640T07	EDP	818298T 1	Alum.	826134T	Alum.
V-135/150/XR6/175	Carb-EFI-DFI w/ flat anode	USA 0D082000 and up	76214Q 5	Alum.	818298T 1	Alum.	826134T	Alum.
V-135/150/XR6/175	Carb-EFI-DFI w/ flat anode	USA 0D082000 and up	76214A 6	Magn.	818298T 3	Magn.	826134T 3	Magn.
V-150 XR-2		USA 4868998 - 6616990	31640T 4	Alum.	89949A 1	Alum.	N/A	
V-150 XR-2		USA 4868998 - 6616990	31640T 6	Magn.	89949A 1	Alum.	N/A	
V-150 XR-2		USA 6616991 - 0A904646	31640T 4	Alum.	818298T 1	Alum.	N/A	
V-150 XR-2		USA 6616991 - 0A904646	31640T 6	Magn.	818298T 3	Magn.	N/A	
V-150 XR-4	Bottom inserted screw	USA 0B242885 - 0D081999	15300	Zinc	818298T 1	Alum.	N/A	
V-150 XR-4	Top inserted screw	USA 0B242885 - 0D081999	31640T 4	Alum.	818298T 1	Alum.	N/A	
V-200	Carb	USA 5464486 - 6055032	31640T 4	Alum.	89949A 1	Alum.	N/A	
V-200	Carb	USA 5464486 - 6055032	31640T 6	Magn.	89949A 1	Alum.	N/A	
V-200 (2.4/2.5L)	Carb & EFI	USA 5624878 - 0D081999	31640T 4	Alum.	818298T 1	Alum.	N/A	
V-200 (2.4/2.5L)	Carb & EFI	USA 5624878 - 0D081999	31640T 6	Magn.	818298T 3	Magn.	N/A	
V-200 (2.4/2.5L)	Carb & EFI	USA 0D082000 and up	31640T 4	Alum.	818298T 1	Alum.	826134T	Alum.
V-200 (2.4/2.5L)	Carb & EFI	USA 0D082000 and up	31640T 6	Magn.	818298T 3	Magn.	826134T 3	Magn.
V-200 (2.4/2.5L)	Carb & EFI	USA 0D082000 and up	31640T07	EDP	818298T 1	Alum.	826134T	Alum.
V-200 (2.4/2.5L)	Carb-EFI w/ flat anode	USA 0D082000 and up	76214Q 5	Alum.	818298T 1	Alum.	826134T	Alum.
V-200 (2.4/2.5L)	Carb-EFI w/ flat anode	USA 0D082000 and up	76214A 6	Magn.	818298T 3	Magn.	826134T 3	Magn.
V-200 (3.0L)	EFI-DFI-DTS w/ flate anode	USA 0G386496 and up	76214Q 5	Alum.	818298T 1	Alum.	826134T	Alum.
V-200 (3.0L)	EFI-DFI-DTS w/ flate anode	USA 0G386496 and up	76214A 6	Magn.	818298T 3	Magn.	826134T 3	Magn.
V-220 Laser		USA 0B117316 and up	31640T 4	Alum.	818298T 1	Alum.	N/A	
V-220 Laser		USA 0B117316 and up	31640T 6	Magn.	818298T 3	Magn.	N/A	
V-225 (2.4L)		USA 5628028 - 6073191	31640T 4	Alum.	818298T 1	Alum.	N/A	
V-225 (2.4L)		USA 5628028 - 6073191	31640T 6	Magn.	818298T 3	Magn.	N/A	
V-225 (3.0L)	Carb, C-2 Casting w/ trim tab	USA 0D280813 - 0G437999	822777Q 1	Alum.	818298T 1	Alum.	826134T	Alum.
V-225 (3.0L)	Carb, C-2 Casting w/ trim tab	USA 0D280813 - 0G437999	N.L.A.	EDP	818298T 3	Magn.	826134T 3	Magn.
V-225 (3.0L)	Carb, C-2 Casting w/ flat anode	USA 0D280813 - 0G437999	76214Q 5	Alum.	818298T 1	Alum.	826134T	Alum.
V-225 (3.0L)	Carb, C-2 Casting w/ flat anode	USA 0D280813 - 0G437999	76214A 6	Magn.	818298T 3	Magn.	826134T 3	Magn.
V-225 (3.0L)	Carb, C-3 Casting w/ flat anode	USA 0G438000 and up	76214Q 5	Alum.	818298T 1	Alum.	826134T	Alum.
V-225 (3.0L)	Carb, C-3 Casting w/ flat anode	USA 0G438000 and up	76214A 6	Magn.	818298T 3	Magn.	826134T 3	Magn.
V-225/250 (3.0L)	EFI-DFI-DTS w/ flat anode	USA 0G129222 and up	76214Q 5	Alum.	818298T 1	Alum.	826134T	Alum.
V-225/250 (3.0L)	EFI-DFI-DTS w/ flat anode	USA 0G129222 and up	76214A 6	Magn.	818298T 3	Magn.	826134T 3	Magn.
V-250/275	Carb	USA 0C101891 and up	803833T	EDP	89949A 1	Alum.	N/A	
V-3.4 Litre		USA 5611648 and up	N.L.A.		89949A 1	Alum.	N/A	

MERCURY, MARINER 3-CYLINDER (70, 75, 80, 90 HP)

GEAR HOUSING ASSEMBLY COMPLETE



1667- 9011J16

Black, 2.3:1 gear ratio. 20" long shaft length. 12 pinion teeth. Includes the newer 6 jaw reverse clutch and a new powerhead gasket with upper shift shaft for correct throw

Fits Mercury 75-125 hp. 2-cycle outboards with 3 jaw reverse clutch

1667- 9011J15

Black, 2.3:1 gear ratio. 20" long shaft length. 12 pinion teeth.

Fits Mercury 75-125 hp. 2-cycle outboards with 6 jaw reverse clutch

MERCURY MARINER 4-CYLINDER (100, 115, 125 HP)

GEAR HOUSING ASSEMBLY COMPLETE



1667- 9011J 6

Black, 2.07:1 gear ratio. 20" long shaft length. 14 pinion teeth.

Fits Mercury 100/115/125 hp. (4 cylinder) 2-cycle outboards with 6 jaw reverse clutch

1667- 9011J16

Black, 2.3:1 gear ratio. 20" long shaft length. 12 pinion teeth. Includes the newer 6 jaw reverse clutch and a new powerhead gasket with upper shift shaft for correct throw

Fits Mercury 75-125 hp. 2-cycle outboards with 3 jaw reverse clutch

1667- 9011J15

Black, 2.3:1 gear ratio. 20" long shaft length. 12 pinion teeth.

Fits Mercury 75-125 hp. 2-cycle outboards with 6 jaw reverse clutch

1667- 9011J 7

Black, 2.07:1 gear ratio. 20" long shaft length. 14 pinion teeth.

Fits Mercury 100/115/125 hp. (4 cylinder) 2-cycle outboards with 3 jaw reverse clutch.

1667- 9011J37

Black, 2.33:1 gear ratio. 20" long shaft length. 12 pinion teeth.

Fits Mercury 75-90 hp. (3-cylinder) 2-cycle OptiMax/DFI outboards.

1667- 9011J33

Black, 2.07:1 gear ratio. 20" long shaft length. 14 pinion teeth.

Fits Mercury 115 hp. (3-cylinder) 2-cycle OptiMax/DFI outboards.

1667- 9011J39

Black, 2.33:1 gear ratio. 25" extra long shaft length. 12 pinion teeth.

Fits Mercury 75-90 hp. (3-cylinder) 2-cycle OptiMax/DFI outboards.

1667- 9011J35

Black, 2.07:1 gear ratio. 25" extra long shaft length. 14 pinion teeth.

Fits Mercury 75-115 hp. (3-cylinder) 2-cycle OptiMax/DFI outboards.

MERCURY, MARINER V-6

GEARCASE ASSEMBLY COMPLETE



1647- 9148T81

Black, 2:1 ratio. 20" long shaft. 14 pinion teeth. Standard Rotation (RH).

Fits Mercury 135-200 (2.5L) V-6 outboards

1647- 9148T82

Black, 2:1 ratio. 25" extra long shaft. 14 pinion teeth. Standard Rotation (RH)

Fits Mercury 135-200 (2.5L) V-6 outboards

1647- 9148T84

Black, 1.87:1 ratio. 20" long shaft. 15 pinion teeth. Standard Rotation (RH)

Fits Mercury 135-200 (2.5L) V-6 outboards

1647- 9148T85

Black, 1.87:1 ratio. 25" extra long shaft. 15 pinion teeth. Standard Rotation (RH)

Fits Mercury 135-200 (2.5L) V-6 outboards

1647- 9148T86

Black, 1.87:1 ratio. 25" extra long shaft. 15 pinion teeth. Counter Rotation (LH)

Fits Mercury 135-200 (2.5L) V-6 outboards

OUTBOARD GEARCASE ASSEMBLY



1623- 859399T13

Black, 1.75 Gear Ratio, 20 " shaft. 12 pinion teeth, Standard Rotation (RH) 13-Spline driveshaft.

Fits Mercury or Mariner 200, 225, 250 horsepower 3.0L OptiMax/DFI outboards. (s/n 1B504988 and prior)

1623- 859399T14

Black, 1.75 Gear Ratio, 25 " shaft. 12 pinion teeth, Standard Rotation (RH) 13-Spline driveshaft.

Fits Mercury or Mariner 200, 225, 250 horsepower 3.0L OptiMax/DFI outboards. (s/n 1B504988 and prior)

1623- 859399T15

Black, 1.75 Gear Ratio, 30 " shaft. 12 pinion teeth, Standard Rotation (RH) 13-spline driveshaft.

Fits Mercury or Mariner 200, 225, 250 horsepower 3.0L OptiMax/DFI outboards. (s/n 1B504988 and prior)

1623- 859399T16

Black, 1.75 Gear Ratio, 25 " shaft. 12 pinion teeth, Counter Rotation (LH) 13 spline driveshaft.

Fits Mercury or Mariner 200, 225, 250 horsepower 3.0L OptiMax/DFI outboards. (s/n 1B504988 and prior)

1623-859399T17

Black, 1.75 Gear Ratio, 30" shaft. 12 pinion teeth, Counter Rotation (LH) 13 spline driveshaft.

Fits Mercury or Mariner 200, 225, 250 horsepower 3.0L OptiMax/DFI outboards. (s/n 1B504988 and prior)

GEARCASE ASSEMBLY COMPLETE

1600-880686A43

Black, 20 inch (L model) shaft length. 12 pinion teeth, right hand rotation
Fits the 3.0L Mercury Optimax or Pro XS, s/n 1B504989 and above.

1600-880686A44

Black, 25 inch (XL model) shaft length. 12 pinion teeth, right hand rotation
Fits the 3.0L Mercury Optimax or Pro XS, s/n 1B504989 and above.

1600-880686A51

Black, 30 inch (XXL model) shaft length. 12 pinion teeth, right hand rotation
Fits the 3.0L Mercury Optimax or Pro XS, s/n 1B504989 and above.

1600-880686A52

Black, 25 inch (CXL model) shaft length. 12 pinion teeth, left hand counter rotation
Fits the 3.0L Mercury Optimax or Pro XS, s/n 1B504989 and above.

1600-880686A53

Black, 30 inch (CXXL model) shaft length. 12 pinion teeth, left hand counter rotation
Fits the 3.0L Mercury Optimax or Pro XS, s/n 1B504989 and above.

TORQ MASTER I GEARCASE ASSEMBLY



1689-8M0072952

Silver, 1.75:1 gear ratio, 20 inch. 12 pinion teeth. (L model) driveshaft length
Fits the 3.0L Pro XS, right hand rotation, may only be used in Torque Master I applications. Torque Master II may not be substituted.

TORQ MASTER I GEARCASE ASSEMBLY



1689-8M0072953

Silver, 1.75:1 gear ratio, 25 inch. 12 pinion teeth. (XL model) driveshaft length
Fits the 3.0L Pro XS, right hand rotation, may only be used in Torque Master I applications. Torque Master II may not be substituted.

MERCURY 40-60 HP 4-STROKE OUTBOARD BIGFOOT GEARCASES

GEARCASE ASSEMBLY COMPLETE



1667- 9011G90

Black, 2.33:1 gear ratio. 20" long shaft length. 12 pinion teeth.

Fits Mercury 40-60 hp Bigfoot 4-Stroke Outboards. (s/n 1C033810 & Below Bigfoot)

MERCURY 75, 90 & 115 HP 4-STROKE OUTBOARD GEARCASES

GEARCASE ASSEMBLY COMPLETE



1667- 9011J 2

Black, 2.07:1 gear ratio. 20" long shaft length. 14 pinion teeth.

Fits Mercury 75-115 hp 4-Cylinder, 4-Stroke Outboards. (s/n 0G960500 – 0T598999)

1600- 888845T01

Black, 2.07:1 gear ratio. 20" long shaft length. 14 pinion teeth.

Fits Mercury 115 hp 4-Cylinder, 4-Stroke Outboards. (s/n 0T801000 – above)

1600- 888845T02

Black, 2.07:1 gear ratio. 25" extra long shaft length. 14 pinion teeth.

Fits Mercury 115 hp 4-Cylinder, 4-Stroke Outboards. (s/n 0T801000 – above)

1667- 9011J29

Black, 2.33:1 gear ratio. 20" long shaft length. 12 pinion teeth.

Fits Mercury 75-90 hp 4-Cylinder, 4-Stroke Outboards. (s/n 0T599000 – 0T800999)

1600- 888845T03

Black, 2.33:1 gear ratio. 20" long shaft length. 12 pinion teeth.

Fits Mercury 75-90-115 hp 4-Cylinder, 4-Stroke Outboards. (s/n 1B172291 – 1B366822)

MERCURY 150 HP 4-STROKE OUTBOARD GEARCASES

GEARCASE ASSEMBLY COMPLETE



1600-8M009218

Black, 1:92:1 gear ratio, 20" long shaft length. 13 pinion teeth.
Fits Mercury 150 hp 4-Cylinder, 4-Stroke Outboards. (s/n 2B138363 - above)

1600-8M009221

Black, 1:92:1 gear ratio, 25" extra long shaft length. 13 pinion teeth.
Fits Mercury 150 hp 4-Cylinder, 4-Stroke Outboards. (s/n 2B138363 - above)

VERADO 135-200 L4 OUTBOARD GEARCASES

GEARCASE ASSEMBLY COMPLETE



1600-880686T23

Black, RH, 2.08:1 gear ratio, 20" (L) long shaft length. 13 pinion teeth.
Fits Mercury 135, 150, 175, 200 hp L4 Verado

1600-880686T24

Black, RH, 2.08:1 gear ratio, 25" (XL) extra long shaft length. 13 pinion teeth.
Fits Mercury 135, 150, 175, 200 hp L4 Verado

1600-880686T25

Black, LH, 2.08:1 gear ratio, 25" (CXL) extra long shaft length. 13 pinion teeth.
Fits Mercury 135, 150, 175, 200 hp L4 Verado

VERADO 200-275 L6 OUTBOARD GEARCASES

GEARCASE ASSEMBLY COMPLETE



1600-880686T13

Black, 1.85:1 gear ratio, 20 inch. 13 pinion teeth. (L model) driveshaft length, right hand rotation
Fits the 6 cylinder Verado with 4.80 inch torpedo diameter

1600-880686T14

Black, 1.85:1 gear ratio, 25 inch. 13 pinion teeth. (XL model) driveshaft length, right hand rotation
Fits the 6 cylinder Verado with 4.80 inch torpedo diameter

1600-880686T15

Black, 1.85:1 gear ratio, 25 inch. 13 pinion teeth. (CXL model) driveshaft length, left hand counter rotation
Fits the 6 cylinder Verado with 4.80 inch torpedo diameter

1600-880686T16

Black, 1.85:1 gear ratio, 30 inch. 13 pinion teeth. (XXL model) driveshaft length, right hand rotation
Fits the 6 cylinder Verado with 4.80 inch torpedo diameter

1600-880686T17

Black, 1.85:1 gear ratio, 30 inch. 13 pinion teeth. (CXXL model) driveshaft length, left hand counter rotation
Fits the 6 cylinder Verado with 4.80 inch torpedo diameter

VERADO 300 L6 OUTBOARD GEARCASES

GEARCASE ASSEMBLY COMPLETE



1600-880686T54

Black, 1.75:1 gear ratio, 20 inch. 12 pinion teeth (L model) driveshaft length, right hand counter rotation.
Fits the 6 cylinder Verado with 4.80 inch torpedo diameter.

1600-880686T57

Black, 1.75:1 gear ratio, 20 inch, 12 pinion teeth, (CL model) driveshaft length, left hand counter rotation.
Fits the 6 cylinder Verado with 4.80 inch torpedo diameter.

1600-880686T55

Black, 1.75:1 gear ratio, 20 inch, 12 pinion teeth, (XL model) driveshaft length, right hand counter rotation.
Fits the 6 cylinder Verado with 4.80 inch torpedo diameter.

1600-880686T58

Black, 1.75:1 gear ratio, 25 inch, 12 pinion teeth, (CXL model) driveshaft length, left hand counter rotation.
Fits the 6 cylinder Verado with 4.80 inch torpedo diameter.

1600-880686T56

Black, 1.75:1 gear ratio, 30 inch, 12 pinion teeth, (XXL model) driveshaft length, right hand counter rotation.
Fits the 6 cylinder Verado with 4.80 inch torpedo diameter.

1600-880686T59

Black, 1.75:1 gear ratio, 30 inch, 12 pinion teeth, (CXXL model) driveshaft length, left hand counter rotation.
Fits the 6 cylinder Verado with 4.80 inch torpedo diameter.

MERCUISER

SPARK PLUGS - MERCUISER

SPARK PLUG



33-8M0129146

AC, 41-983 (Platinum)
Fits MCM 496 Mag & HO and MIE 8.1L & HO
Priced individually, sold @ multiples of 4

33-862029

AC, MR43LTS
Priced individually, sold @ multiples of 8

33-898264001

AC, MR43T
Priced individually, sold @ multiples of 8

33-813425

NGK, AR6FS
Priced individually, sold @ multiples of 10

33-8M0095454

NGK, BPR5EFS-13
Fits MCM 4.5L & 6.2L Mercury engines
Priced individually, sold @ multiples of 10

33-8M0114747

NGK, BPR6ES
Priced individually, sold @ multiples of 4

33-816336Q

NGK, BPR6EFS
Priced individually, sold @ multiples of 10

33-97389

NGK, BPR6FS
Priced individually, sold @ multiples of 10

33-813471 1

NGK, BR6ES
Priced individually, sold @ multiples of 4

33-813415

NGK, B8S
Priced individually, sold @ multiples of 10

33-8M2018369

NGK, ITR4A15 (Iridium)
Fits 2001 & newer MCM/MIE 4.3L, 5.0L, 5.7L & 6.2L MPI engines with ECM 555.
Note: Replaces AC# 41-101, 41-932 & 41-993
Priced individually, sold @ multiples of 4

33-813421 4

NGK, R5673-8
Priced individually, sold @ multiples of 4

33-8M0046007

NGK, TR51X (Iridium)
Replaces the 33-803990 NGK# BPR5EFVX
Priced individually, sold @ multiples of 4

SPARK PLUG - SHOP PACK



33-8M0058932

NGK ITR4A15
Shop Pack
Priced individually, sold @ multiples of 25

33-59571B

NGK, BR6FS, check and set gap per owner's manual or the emissions control information decal if present.
25 spark plugs in one shop package.
Priced individually, sold @ multiples of 25

SPARK PLUG CHART - MERCUISER

MCM Spark Plug Chart

Model	CID/ #Cyl	Type of Ignition	Year Range	Serial # Range	Spark Plug	Spark Plug Gap
100 Vazer	98/ L4	Delco - HEI	2007 - 2009	1A035000 and up	33-896329818	.035
110	153/ L4	Delco	1963 - 1966	1537370 - 2044033	33-813471 1	.035
120	153/ L4	Delco	1964 - 1974	1666601 - 3825578	33-813471 1	.035
120	153/ L4	Delco	1974 - 1986	3825579 - 0B531853	33-898264001	.035
2.5L	153/ L4	Delco	1987 - 1989	0B531854 - 0C853255	33-898264001	.035
140	181/ L4	Delco	1968 - 1974	2508261 - 3826282	33-813471 1	.035
140	181/ L4	Delco	1974 - 1986	3826283 - 0B450800	33-898264001	.035
3.0L	181/ L4	Delco	1987 - 1989	0B450801 - 0C856558	33-898264001	.035
3.0L	181/ L4	Prestolite	1990 - 1991	0C856559 - 0D504541	33-898264001	.035
3.0L	181/ L4	Delco Digital	1990 - 1991	0C856559 - 0D504541	33-898264001	.035

Model	CID/ #Cyl	Type of Ignition	Year Range	Serial # Range	Spark Plug	Spark Plug Gap
3.0L	181/ L4	EST	1991 - 1994	0D504542 - 0F603999	33-816336Q	.035
3.0L	181/ L4	EST	1998	0L010042 - 0L340999	33-816336Q	.035
3.0L	181/ L4	EST	1999 - 2016	0L341000 - 2A506300	33-862029	.045
3.0L MPI	181/ L4	EST	2008 - 2016	1A072812 - 2A502810	33-862029	.045
3.0LX	181/ L4	Prestolite	1990 - 1991	0C856559 - 0D504541	33-898264001	.035
3.0LX	181/ L4	Delco Digital	1990 - 1991	0C856559 - 0D504541	33-816336Q	.035
3.0LX	181/ L4	EST	1991 - 1997	0D504542 - 0K999999	33-816336Q	.035
165	224/ L4	Delco	1987	0B434940 - 0B77451	33- 97389	.035
170	224/ L4	Delco	1985 - 1986	6916779 - 0B434940	33- 97389	.035
180	224/ L4	Delco & Prestolite	1987	0B436391 - 0B775248	33- 97389	.035
190	224/ L4	Delco	1985 - 1986	6916779 - 0B436390	33- 97389	.035
3.7L	224/ L4	Delco	1988 - 1989	0B774252 and up	33- 97389	.035
3.7LX	224/ L4	Delco & Prestolite	1988 - 1989	0B775249 and up	33- 97389	.035
470	224/ L4	Delco	1976 - 1984	4208730 - 6916778	33- 97389	.035
485	224/ L4	Delco	1980 - 1982	5685394 - 6218036	33- 97389	.035
488	224/ L4	Delco	1983 - 1984	6170297 - 6916778	33- 97389	.035
140	194/ L6	Delco	1963	1538930 - 1725960	33-813471 1	.035
150	230/ L6	Delco	1964 - 1966	1666495 - 2048046	33-813471 1	.035
160	250/ L6	Delco	1967 - 1969	2048022 - 2770031	33-813471 1	.035
165	250/ L6	Delco	1970	2770032 - 2771483	33-813471 1	.035
165	250/ L6	Delco	1971 - 1981	2771484 - 5813433	33-898264001	.035
200	292/ L6	Delco	1969	2453769 - 2712072	33-813471 1	.035
185 (4 bbl.)	229/ V-6	Prestolite	1983 - 1984	6330183 - 6919655	33-898264001	.035
175	262/ V-6	Thunderbolt IV	1987	0B527955 - 0B773242	33-898264001	.035
185 (2 bbl.)	262/ V-6	Thunderbolt IV	1985 - 1987	6919656 - 0B527954	33-898264001	.035
205	262/ V-6	Thunderbolt IV	1985 - 1987	0A331455 - 0B775129	33-898264001	.035
262 Mag.(TBI)(Gen+)	262/ V-6	Delco - HEI	1996 - 1997	0F803800 - 0K999999	33-862029	.045
4.3L	262/ V-6	Thunderbolt IV	1988 - 1993	0B773243 - 0F000877	33-898264001	.035
4.3L	262/ V-6	Thunderbolt IV	1993 - 1996	0F000878 - 0F802999	33-898264001	.040
4.3L (Gen +)	262/ V-6	Thunderbolt V	1998 - 2004	0L010044 - 0W300012	33-862029	.045
4.3L TKS	262/ V-6	Thunderbolt V	2004 - 2015	0W300013 - 2A454127	33-862029	.060
4.3L EFI (Gen+)(TBI)	262/ V-6	Delco & Mercury - HEI	1998 - 2001	0L012009 - 0M299999	33-862029	.045
4.3L MPI	262/ V-6	Delco - HEI	2002 - 2016	0M300000 - 2A506375	33-8M2018369	.060
4.3L MPI EC	262/ V-6	Delco - HEI	2011 - 2016	1A637496 - 2A528897	33-8M2018369	.060
4.3LH (Gen +)	262/ V-6	Thunderbolt IV	1998 - 2002	0L010044 - 0M614999	33-862029	.045
4.3LX	262/ V-6	Thunderbolt IV	1988 - 1993	0B775130 - 0F001219	33-898264001	.035
4.3LX	262/ V-6	Thunderbolt IV	1993 - 1996	0F001220 - 0F802999	33-898264001	.040
4.3LX (Gen +)	262/ V-6	Thunderbolt IV	1996 - 1997	0F803000 - 0K999999	33-862029	.045
4.3LXH (Gen +)	262/ V-6	Thunderbolt IV	1996 - 1997	0F803000 - 0K999999	33-862029	.045
4.5L MPI	275/ V6	Mercury	2014 - 2019	2A441953 and up	33-8M0095454	.051
215 MCM & MIE (Ford)	302/ V-8	Autolite	1970 - 1972	2781153 - 3563181	N.L.A.	.030
215 MCM & MIE (Ford)	302/ V-8	Mallory	1970 - 1972	2781153 - 3563181	33-813425	.030
225 MCM & MIE (Ford)	302/ V-8	All	1973 - 1974	3385721 - 4166999	33-813425	.030
888 (Ford)	302/ V-8	All	1971 - 1977	3108723 - 4887829	33-813425	.030
190 (8 cyl.)	283/ V-8	Delco	1963 - 1964	1564539 - 1730903	N.L.A.	.035
198 MIE	305/ V-8	Mallory	1977	4776402 - 4931099	33-898264001	.035
200	305/ V-8	Thunderbolt IV	1985 - 1987	6899058 - 0B774444	33-898264001	.035
228	305/ V-8	Mallory	1977 - 1982	4765100 - 6218461	33-898264001	.035

MERCUISER

Model	CID/ #Cyl	Type of Ignition	Year Range	Serial # Range	Spark Plug	Spark Plug Gap
228	305/ V-8	Thunderbolt IV	1983 - 1984	6218462 - 6899268	33-898264001	.035
228 MIE	305/ V-8	Mallory	1977 - 1980	4765100 - 5907057	33-898264001	.035
230	305/ V-8	Thunderbolt IV	1985 - 1987	6899269 - 0B773739	33-898264001	.035
230 MIE (LH)	305/ V-8	Thunderbolt IV	1981 - 1987	5907058 - 0B788151	33-898264001	.035
230 MIE (RH)	305/ V-8	Thunderbolt IV	1981 - 1987	5907058 - 0B788151	33-898264001	.035
5.0L	305/ V-8	Thunderbolt IV	1988 - 1995	0B774445 - 0F600999	33-898264001	.035
5.0L (Gen +)	305/ V-8	Thunderbolt V	1998 - 2004	0L015751 - 0W300009	33-862029	.045
5.0L TKS	305/ V-8	Thunderbolt V	2004 - 2010	0W300010 - 1A607561	33-862029	.060
5.0L EFI (Gen +)	305/ V-8	Delco & Mercury - HEI	1998 - 2001	0L012052 - 0M299999	33-862029	.045
5.0L MIE (LH)	305/ V-8	Thunderbolt IV	1988	0B788152 - 0C396832	33-898264001	.035
5.0L MIE (RH)	305/ V-8	Thunderbolt IV	1988	0B788152 - 0C396832	33-898264001	.035
5.0L MPI	305/ V-8	Delco - HEI	2002 - 2014	0M300000 - 2A445009	33-8M2018369	.060
5.0L MPI EC	305/ V-8	Delco - HEI	2008 - 2014	1A300000 - 2A444777	33-8M2018369	.060
5.0LX	305/ V-8	Thunderbolt IV	1988 - 1995	0B773740 - 0F600999	33-898264001	.035
898	305/ V-8	Mallory	1977 - 1982	4762210 - 6218461	33-898264001	.035
898	305/ V-8	Thunderbolt IV	1983 - 1984	6218462 - 6899057	33-898264001	.035
225 (GM)	327/ V-8	Delco	1963 - 1969	1539620 - 2694014	N.L.A.	.035
225 MIE (GM)	327/ V-8	Thunderbolt	1968	2278647 - 2694014	33-813415	N/A
250 MCM & MIE	327/ V-8	Thunderbolt	1968 - 1969	2314301 - 2639854	33-813415	N/A
250	350/ V-8	Mallory	1977	4768000 - 4908849	33-898264001	.035
255 MCM & MIE (GM)	350/ V-8	Mallory & Mercury	1975 - 1976	3258728 - 4767999	33-898264001	.035
260	350/ V-8	Mallory	1978 - 1982	4908850 - 6218461	33-898264001	.035
260	350/ V-8	Thunderbolt IV	1982 - 1987	6218462 - 0B773304	33-898264001	.035
260 MIE (LH)	350/ V-8	Thunderbolt IV	1981 - 1987	5907058 - 0B788151	33-898264001	.035
260 MIE (RH)	350/ V-8	Thunderbolt IV	1981 - 1987	5907058 - 0B788151	33-898264001	.035
270 MCM & MIE	350/ V-8	Thunderbolt	1969 - 1972	2851074 - 3385720	33-813415	N/A
280 TRS	350/ V-8	Mercury	1975	4176250 - 4499390	33-898264001	.035
280 TRS	350/ V-8	Mallory	1976	4499391 - 4770199	33-898264001	.035
300	350/ V-8	Thunderbolt IV	1985 - 1986	6668677 - 0B430367	33-898264001	.035
320 EFI	350/ V-8	Thunderbolt IV	1987 - 1989	0A543604 - 0C622418	33-898264001	.035
350 Mag. Alpha	350/ V-8	Thunderbolt IV & V	1986 - 1997	0A635178 - 0K999999	33-898264001	.035
350 Mag. Alpha EFI (Gen+)	350/ V-8	Delco - HEI	1996	0K001509 - 0K999999	33-862029	.045
350 Mag. Bravo MPI	350/ V-8	Delco - HEI	1995	0F415189 - 0F601999	33-898264001	.035
350 Mag. Bravo MPI (Gen+)	350/ V-8	Delco - HEI	1996 - 1997	0F602000 - 0K999999	33-862029	.045
350 Mag. EFI Ski	350/ V-8	Delco - HEI	1994 - 1997	0F215561 - 0K999999	33-862029	.045
350 Mag. MPI (Gen+)	350/ V-8	Delco - HEI	1998	0L010019 - 0L325952	33-862029	.045
350 Mag. MPI (Gen+)	350/ V-8	Mercury -HEI	1999 - 2001	0L325953 - 0M299999	33-862029	.045
350 Mag. MPI	350/ V-8	Delco - HEI	2002 - 2015	0M300000 - 2A455872	33-8M2018369	.060
350 Mag. MPI EC	350/ V-8	Delco - HEI	2008 - 2015	1A300000 - 2A455878	33-8M2018369	.060
350 Mag. MPI Horizon	350/ V-8	Delco - HEI	2002 - 2007	0M300000 and up	33-8M2018369	.060
350 Mag. MPI Horizon MIE	350/ V-8	Mercury -HEI	1999 - 2001	0L304700 - 0M299999	33-8M0046007	.045
350 Mag. MPI Horizon MIE	350/ V-8	Delco - HEI	2002 - 2007	0M300000 - 1A089999	33-8M2018369	.060
350 Mag. MPI MIE (Gen+)	350/ V-8	Delco - HEI	1998	0L002008 - 0L302199	33-862029	.045
350 Mag. MPI MIE (Gen+)	350/ V-8	Mercury -HEI	1998 - 2001	0L302200 - 0M299999	33-862029	.045
350 Mag. MPI MIE	350/ V-8	Delco -HEI	2002 - 2007	0M300000 - 1A089999	33-8M2018369	.060
350 Mag. MPI Ski	350/ V-8	Delco - HEI	1995 - 1996	0F350583 - 0F799999	33-898264001	.035
350 Mag. MPI Ski (Gen+)	350/ V-8	Delco - HEI	1998	0L002600 - 0L304599	33-862029	.045
350 Mag. MPI Ski (Gen+)	350/ V-8	Mercury -HEI	1999 - 2001	0L304600 - 0M299999	33-862029	.045
350 Mag. MPI Ski	350/ V-8	Delco -HEI	2002 - 2007	0M300000 - 1A089999	33-8M2018369	.060
350 Mag. Ski	350/ V-8	Thunderbolt IV & V	1991 - 1997	0D505450 - 0K999999	33-898264001	.035
5.7L	350/ V-8	Thunderbolt IV & V	1988 - 1997	0B773305 - 0K999999	33-898264001	.035
5.7L (Gen +)	350/ V-8	Thunderbolt V	1998 - 2004	0L010037 - 0W300754	33-862029	.045

Model	CID/ #Cyl	Type of Ignition	Year Range	Serial # Range	Spark Plug	Spark Plug Gap
5.7L TKS	350/ V-8	Thunderbolt V	2004 - 2009	0W300755 - 1A600136	33-862029	.060
5.7L EFI	350/ V-8	Delco - HEI	1995 - 1997	0F225560 - 0K999999	33-898264001	.035
5.7L EFI (Gen +)	350/ V-8	Delco & Mercury - HEI	1998 - 2001	0L010035 - 0M299999	33-862029	.045
5.7L EFI MIE (Gen+)	350/ V-8	Delco - HEI	1997	0K040300 - 0K999999	33-862029	.045
5.7L MIE (LH)	350/ V-8	Thunderbolt IV	1988 - 1993	0B788152 - 0F024999	33-898264001	.035
5.7L MIE (RH)	350/ V-8	Thunderbolt IV	1988 - 1993	0B788152 - 0F024999	33-898264001	.035
5.7L MIE	350/ V-8	Thunderbolt IV	1993 - 1995	0F025000 - 0K999999	33-898264001	.035
5.7L MIE (Gen+)	350/ V-8	Thunderbolt V	1998 - 2004	0L002003 - 0W090899	33-862029	.045
5.7L MIE TKS	350/ V-8	Thunderbolt V	2004 - 2010	0W090900 - 1A092388	33-862029	.060
5.7L MPI Horizon MIE	350/ V-8	Delco -HEI	2008 - 2015	1A090000 - 2A455371	33-8M2018369	.060
5.7L MPI MIE	350/ V-8	Delco -HEI	2008 - 2015	1A090000 - 2A455523	33-8M2018369	.060
5.7L MPI MIE EC	350/ V-8	Delco -HEI	2008 - 2016	1A090000 - 2A455371	33-8M2018369	.060
5.7L MPI Tow Sports	350/ V-8	Delco -HEI	2008 - 2016	1A090000 - 2A455977	33-8M2018369	.060
5.7L MPI Tow Sports EC	350/ V-8	Delco -HEI	2008 - 2015	1A090000 - 2A452508	33-8M2018369	.060
5.7L Ski	350/ V-8	Prestolite & Mallory	1985 - 1995	0A338553 - 0F775199	33-898264001	.035
5.7L Ski	350/ V-8	Thunderbolt IV & V	1987 - 1997	0B514627 - 0K999999	33-898264001	.035
5.7L Ski	350/ V-8	Thunderbolt V	1998 - 2004	0L002005 - 0W090899	33-862029	.045
5.7L Ski TKS	350/ V-8	Thunderbolt V	2004 - 2011	0W090900 - 1A092837	33-862029	.060
5.7LX	350/ V-8	Thunderbolt V	1996 - 1997	0F601000 - 0K999999	33-898264001	.035
5.7LX Bravo EFI (Gen +)	350/ V-8	Delco - HEI	1996 - 1997	0F800300 - 0K999999	33-862029	.045
5.7LX EFI	350/ V-8	Delco - HEI	1996 - 1997	0F752400 - 0K999999	33-898264001	.035
Black Scorpion Ski (Gen+)	350/ V-8	Delco - HEI	1996 - 2002	0F800000 - 0M391599	33-862029	.045
Black Scorpion Ski (Gen+)	350/ V-8	Delco - HEI	2003 - 2007	0M391600 - 0W698432	33-8M2018369	.060
Scorpion 350	350/ V-8	Delco - HEI	2008 - 2015	0W698433 - 2A460164	33-8M2018369	.060
Scorpion 350 EC	350/ V-8	Delco - HEI	2008 - 2015	0W698433 - 2A460148	33-8M2018369	.060
233 MCM & MIE (Ford)	351/ V-8	Mercury & Prestolite	1975 - 1977	4173000 - 4902304	33-813425	.030
255 MIE & MCM (Ford)	351/ V-8	Mallory & Mercury	1973 - 1980	3258728 - 5907057	33-813425	.030
377 Mag	377/ V-8	Delco -HEI	2008 - 2015	1A300000 - 2A455858	33-8M2018369	.060
377 Mag EC	377/ V-8	Delco -HEI	2008 - 2015	1A300000 - 2A455601	33-8M2018369	.060
377 Scorpion MCM	377/ V-8	Delco - HEI	1999 - 2005	0L416146 - 0M907201	33-862029	.045
377 Scorpion Ski	377/ V-8	Delco - HEI	1997 - 1998	0K000656 - 0L600314	33-862029	.045
6.2L MPI (Mercury)	377/ V-8	Mercury	2015 - 2019	2A456613 and up	33-8M0095454	.051
MX 6.2L MPI	377/ V-8	Mercury -HEI	2000 - 2001	0L680003 - 0M299999	33-862029	.045
MX 6.2L MPI	377/ V-8	Delco -HEI	2002 - 2007	0M300000 - 1A299999	33-8M2018369	.060
MX 6.2L MPI Horizon	377/ V-8	Delco -HEI	2002 - 2007	0M300000 and up	33-8M2018369	.060
MX 6.2L MPI Horizon MIE	377/ V-8	Delco -HEI	2002 - 2015	0M300000 - 2A452368	33-8M2018369	.060
MX 6.2L MPI MIE	377/ V-8	Mercury -HEI	1999 - 2001	0L670000 - 0M299999	33-862029	.045
MX 6.2L MPI MIE	377/ V-8	Delco -HEI	2002 - 2007	0M300000 and up	33-8M2018369	.060
6.2L MPI MIE EC	377/ V-8	Delco -HEI	2008 - 2015	1A090000 - 2A455246	33-8M2018369	.060
MX 6.2L MPI Ski	377/ V-8	Delco -HEI	2002 - 2007	0M317000 - 0W689999	33-8M2018369	.060
MX 6.2L Bk Scorpion Ski	377/ V-8	Delco - HEI	2001 - 2002	0L670015 - 0M391599	33-862029	.045
MX 6.2L Bk Scorpion Ski	377/ V-8	Delco - HEI	2003 - 2007	0M391750 - 0W698432	33-8M2018369	.060
Scorpion 377	377/ V-8	Delco - HEI	2008 - 2015	0W698433 - 2A460138	33-8M2018369	.060
Scorpion 377 HO EC	377/ V-8	Delco - HEI	2009 - 2010	1A091488 - 1A092170	33-8M2018369	.060
325 MCM & MIE	427/ V-8	Thunderbolt	1969 - 1974	2278747 and up	33-813421 4	.035
330 MCM & MIE	454/ V-8	Mallory	1977 - 1981	4623115 - 6083144	33-898264001	.035
330 MCM & MIE	454/ V-8	Thunderbolt	1977 - 1981	4623115 - 6083144	33-813421 4	.035
330	454/ V-8	Thunderbolt IV	1982 - 1987	6083145 - 0B816540	33-898264001	.035
340 MIE	454/ V-8	Thunderbolt IV	1981 - 1987	5889914 - 0B788365	33-898264001	.035
350 MIE	454/ V-8	Thunderbolt	1974 - 1976	3780450 - 4623109	33-813421 4	.035
370 TRS	454/ V-8	Mallory	1978 - 1985	4179554 - 6721527	33-813421 4	.035

MERCURISER

Model	CID/ #Cyl	Type of Ignition	Year Range	Serial # Range	Spark Plug	Spark Plug Gap
370 TRS	454/ V-8	Holley	1978 - 1985	4883520 - 6721527	33-898264001	.035
370 TRS	454/ V-8	Thunderbolt IV	1985 - 1987	6721528 - 0B714586	33-898264001	.035
400 TRS	454/ V-8	Mallory	1980 - 1986	5668232 - 0B457644	33-813421 4	.035
400 TRS	454/ V-8	Holley	1980 - 1986	5668232 - 0B457644	33-898264001	.035
420	454/ V-8	Thunderbolt IV	1987 - 1989	0A398941 - 0B622418	33-898264001	.035
425	454/ V-8	Thunderbolt IV	1990 - 1993	0B622419 - 0D937011	33-898264001	.035
440 TRS	454/ V-8	Mallory	1983 - 1986	6181070 - 0B485220	33-813421 4	.035
440 TRS	454/ V-8	Holley	1983 - 1986	6181070 - 0B485220	33-898264001	.035
450	454/ V-8	Thunderbolt IV	1995 - 1996	0F347100 - 0F347277	33-898264001	.035
454 Mag. Alpha	454/ V-8	Thunderbolt IV	1986 - 1988	0A631894 - 0B785148	33-898264001	.035
454 Mag. Bravo	454/ V-8	Thunderbolt IV	1988 - 1997	0B721206 - 0K999999	33-898264001	.035
454 Mag. EFI	454/ V-8	Delco - HEI	1994 - 1996	0F115700 - 0F802349	33-898264001	.035
454 Mag. EFI Ski	454/ V-8	Delco - HEI	1995 - 1996	0F215800 - 0F820099	33-898264001	.035
454 Mag. MPI	454/ V-8	Delco - HEI	1996 - 2001	0F802350 - 0M024999	33-898264001	.040
454 Mag. MPI Horizon MIE	454/ V-8	Delco - HEI	1998 - 2001	0L002200 - 0L674000	33-898264001	.040
454 Mag. MPI Ski	454/ V-8	Delco - HEI	1996 - 1997	0F820100 - 0K999999	33-898264001	.040
525 SC	454/ V-8	Thunderbolt IV	1991 - 1999	0D456000 - 0L415623	33-898264001	.035
7.4L Bravo	454/ V-8	Thunderbolt IV	1988 - 1997	0B771113 - 0K999999	33-898264001	.035
7.4L EFI MIE	454/ V-8	Delco - HEI	1996 - 1997	0F874815 - 0K999999	33-898264001	.035
7.4L MIE	454/ V-8	Thunderbolt IV & V	1981 - 1997	5889914 - 0K999999	33-898264001	.035
7.4L MPI (L29)	454/ V-8	Delco - HEI	1998 - 2001	0L010003 - 0M024330	33-816336Q	.045
7.4L MPI MIE	454/ V-8	Delco - HEI	1995 - 1997	0F563052 - 0K999999	33-898264001	.035
7.4L MPI MIE (L29)	454/ V-8	Delco - HEI	1998 - 2001	0L002006 - 0L674613	33-816336Q	.045
7.4LX Bravo EFI	454/ V-8	Delco - HEI	1996 - 1997	0F820000 - 0K999999	33-898264001	.035
7.4LX Bravo MPI	454/ V-8	Delco - HEI	1996 - 1997	0F602010 - 0K999999	33-898264001	.035
390	482/ V-8	Thunderbolt	1969 - 1970	2781129 - 2825059	N.L.A.	.035
460 TRS	482/ V-8	Mallory & Holley	1983 - 1986	6180970 - 6181046	33-813421 4	.035
496 Mag & HO	496/ V-8	Delco	2001 - 2010	0M025000 - 1A352731	33-8M0129146	.060
496 Mag & HO EC	496/ V-8	Delco	2008 - 2010	1A066166 - 1A350440	33-8M0129146	.060
8.1S & HO MIE	496/ V-8	Delco	2001 - 2010	0M026000 - 1A380318	33-8M0129146	.060
8.1S & HO MIE EC	496/ V-8	Delco	2008 - 2010	0W697154 - 1A380251	33-8M0129146	.060
500	502/ V-8	Thunderbolt IV	1994 - 1998	0F213293 - 0L001772	33-898264001	.035
500 (Gen +)	502/ V-8	Thunderbolt IV	1999	0L414639 - 0L601036	33-898264001	.035
500 EFI	502/ V-8	Delco - HEI	1998 - 2005	0L001477 and up	33-898264001	.035
502 Mag.	502/ V-8	Thunderbolt IV	1990 - 1993	0C878221 - 0F114528	33-898264001	.035
502 Mag. EFI	502/ V-8	Delco - HEI	1993 - 1996	0D840650 - 0F802599	33-898264001	.035
502 Mag. MPI	502/ V-8	Delco - HEI	1996 - 2001	0F802600 - 0M024999	33-898264001	.040
525 EFI	502/ V-8	Mercury - HEI	2003 - 2019	0M900146 and up	33-8M0114747	.035
575 SCi	502/ V-8	Delco - HEI	2000 - 2005	0L306696 - 0M950526	33-813421 4	.040
600 SC	502/ V-8	Thunderbolt IV	1991 - 1993	0D456489 - 0D763875	33-898264001	.035
600 SC	502/ V-8	Thunderbolt IV	1993 - 1996	0D763876 - 0F877642	33-813421 4	.035
8.2L Mag	502/ V-8	Mercury - HEI	2010 - 2019	1A351597 and up	33-8M0114747	.060
8.2L Mag EC	502/ V-8	Mercury - HEI	2010 - 2019	1A350340 and up	33-8M0114747	.060
8.2L MIE	502/ V-8	Thunderbolt IV & V	1990 - 1996	0C878221 - 0F819619	33-898264001	.035
8.2L MIE	502/ V-8	Mercury - HEI	2010 - 2019	1A350802 and up	33-8M0114747	.060
8.2L MIE EC	502/ V-8	Mercury - HEI	2010 - 2019	1A350802 and up	33-8M0114747	.060
8.2L MPI MIE	502/ V-8	Delco - HEI	1996 - 2001	0F819620 - 0L674200	33-898264001	.040
500 Bulldog	540/ V-8	Thunderbolt IV	1990 - 1996	0C577003 - 0F745405	33-898264001	.035
500 Bulldog	540/ V-8	Thunderbolt IV	1997 - 2001	0K000248 - 0M050281	33-898264001	.040
575	540/ V-8	Thunderbolt IV	1986 - 1992	0A677429 - 0D763716	33-813421 4	.035

Model	CID/ #Cyl	Type of Ignition	Year Range	Serial # Range	Spark Plug	Spark Plug Gap
800SC	572/ V-8	Thunderbolt IV	1993 - 1996	0D763836 - 0F877725	33-813421 4	.035
800SC	572/ V-8	Thunderbolt IV	1997 - 2019	0K000223 and up	33-813421 4	.040

CUSTOM ENGINE COVERS

ENGINE COVER WITH FLAME GRAPHICS



879147T94

Want the hottest engine in the marina? Heat things up with a flame engine cover. You're sure to get everyone's attention at the next owner's rendezvous. Fits All Scorpion models built between 1995 and the present. Note: Scorpion emblem not included.

ENGINE COVER - BLUE FLAME



8M0079198

This engine cover features a custom hand air-brushed blue flame design. Being a custom part there will be some visible differences from one part to the next. It is the same as used on some Plus Series engines. Fits non-ECT 4.3 MPI, 5.0 MPI, 350 MAG, & 377 MAG MerCruiser engines built between 2001-2015. It also fits all 4.3L, 350, 357, and 383 Plus Series engines.

ENGINE COVER - RED FLAME



8M0103982

This engine cover features a custom hand air-brushed red flame design. Being a custom part there will be some visible differences from one part to the next. It is the same as used on some Plus Series engines. Fits non-ECT 4.3 MPI, 5.0 MPI, 350 MAG, & 377 MAG MerCruiser engines built between 2001-2015. It also fits all 4.3L, 350, 357, and 383 Plus Series engines.

BEARING KIT

GIMBAL BEARING KIT



30-879194A00

Perma-Lube Bearing Kit required to retrofit the new XR/XZ drives to older Bravo transom plate assemblies to provide enough clearance for the larger u-joint on the new XR/XZ drives. Fits Bravo transom assemblies

TILT UP LIMIT SPACER KIT

Limits the tilt (up) range to prevent the drive unit from hitting the swim platform.

TRIM LIMIT SPACER KIT



15768A 3

2 per kit
Fits Alpha One & Gen II (1987 and newer) & Bravo drives.

MERCUISER

TRIM IN LIMIT SPACER KITS

Reduces "stern lift" by preventing the drive unit from reaching the last few degrees of full trim under. See MerCruiser Service Bulletin # 94-1 for additional details.

TRIM LIMIT SPACER KIT



23-806445A 1

Internal Cylinder Kit, For negative trim (in) limit of .750 in.(19 mm) to 1.00 in.(25 mm).

Fits Bravo drives (s/n 0F214599 and below)

TRAILERING CLIPS

To support drive in the tilt up position while trailering.

TRAILERING CLIP



817019Q 2

Fits MC-I, R, MR, Alpha, Bravo & Vazer drives.

Priced & packaged in qty. of 2

Quicksilver Branded, Clamshell Package Point of Sale Packaged.

GEAR LUBE MONITOR KITS

GEAR LUBE MONITOR KIT



806193A49

Mounts on inner transom, connecting internally to the upper driveshaft housing. Includes low gear lube warning sensor that connects to the engine audio warning system. Warning feature requires that the Audio Warning System is installed on the engine.

Fits Alpha One Gen II (s/n 0D491000 and above).

GEAR LUBE RESERVOIR KIT



865585A02

1 quart reservoir kit with float switch.

Designed to replace the smaller rectangular reservoir for added gear lube capacity.

Fits Bravo drives running under excessive loads in a heavy use environment.

GEAR LUBE RESERVOIR RELOCATION KIT



806054A 1

Reservoir Relocation Kit. Used to relocate the "square" reservoir bottle from the engine to the transom. This kit should be used when the installation of any other accessory kit would interfere with the reservoir at its factory installed location.

Fits Alpha & Bravo models (1994 and newer)

DUAL STATION SENDERS

Replaces factory installed sender on engine. For use with dual station instrumentation.

ENGINE OIL PRESSURE SENDER



37293T

Fits MCM/MIE gasoline engines

ENGINE WATER TEMPERATURE SENDER



49734

For dual station installations, used for temperature gauge

Fits MCM/MIE engines

ENGINE OIL PRESSURE SENDER



87-805268

For dual station installations
Fits 1994 and newer MCM/MIE Diesel engines

SERPENTINE BELT KITS

The second MCM V-6 or V-8 engine used in a dual engine boat can have the power steering pump removed by using one of these belt kits. If the pump is not removed, the plastic power steering hose coupler must be changed to a brass one. DO NOT RUN the power steering pump continuously with the plastic shipping coupler. Order a Belt Kit or a Brass Coupler.

SERPENTINE BELT & PULLEY KIT



889432A 1

Fits 2002-2003 MCM V-6 & V-8 (305 & 350 cid) Alpha engines with standard cooling that the power steering pump is being removed (s/n 0M343008-0M999999).

SERPENTINE BELT & PULLEY KIT



889433A 1

Fits 2002-2003 MCM V-6 & V-8 (305, 350 & 377 cid) Alpha engines with closed cooling and Bravo engines that the power steering pump is being removed (s/n 0M343008-0M999999).


SERPENTINE BELT KIT



807901A 3

For dual engine applications where power steering pump is being removed.
Fits MCM V-6 & V-8 (305 & 350 cid) Bravo engines with standard cooling. Also fits MCM 4.3L Bravo; 5.0L & 5.7L Alpha/Bravo with closed cooling. See application chart for specific engine models.

SERPENTINE BELT



57-865615Q08

2535 mm length
Fits 1999-2002 MCM V-6 & V-8 (305, 350 & 377 cid) Bravo engines with high mounted alternator that the power steering pump is being removed (s/n 0L619000-0M343007).

57-865615Q09

1780 mm length
Fits 1999-2001 MCM V-6 & V-8 (305 & 350 cid) Alpha engines with high mounted alternator (s/n 0L619000-0M320024)

57-865615Q07

2467 mm length
Fits 1998-2001 MCM V-8 (454 & 502 cid) Bravo engines with serpentine belt that the power steering pump is being removed.

57-865615Q02

2285 mm length
Fits 2001-2004 MIE 8.1S engines (s/n 0M025000-0W389999). Also fits 2001-2005 MCM 496 Mag engines (s/n 0M025000-0W309999) that the power steering pump has been removed.

P/S HOSE COUPLER



22-860099001

Required kit when leaving the power steering pump on the second engine in dual engine applications. Connects the power steering hoses together.
Fits all MCM engines with power steering

SERPENTINE BELT KIT CHART

MCM Serpentine Belt Kits

For use on engines with power steering pump removed

Model	Year Range	Serial # Range	Belt Kit	Optional Brass Coupler
MCM V-6 (Gen +) Alpha	1996 - 1999	0F803000 - 0L619083	N.L.A.	22-860099001
MCM V-6 (Gen +) Alpha	1999 - 2002	0L619084 - 0M320024	57-865615Q09	22-860099001
MCM V-6 (Gen +) Alpha	2002	0M320025 - 0M343007	57-865615Q09(1)	22-860099001
MCM V-6 (Gen +) Alpha, RWC	2002 - 2003	0M343008 - 0M999999	889432A 1	22-860099001
MCM V-6 (Gen +) Alpha, FWC	2002 - 2003	0M343008 - 0M999999	889433A 1	22-860099001
MCM V-6 (Gen +) Bravo	1996 - 1999	0F803000 - 0L619083	807901A 3	22-860099001
MCM V-6 (Gen +) Bravo	1999 - 2002	0L619084 - 0M320024	57-865615Q08	22-860099001
MCM V-6 (Gen +) Bravo	2002	0M320025 - 0M343007	57-865615Q08(2)	22-860099001
MCM V-6 (Gen +) Bravo	2002 - 2003	0M343008 - 0M999999	889433A 1	22-860099001
MCM V-8 (305 & 350 cid) Alpha	1997 - 1999	0K001506 - 0L618999	N.L.A.	22-860099001
MCM V-8 (305 & 350 cid) Alpha	1999 - 2002	0L619000 - 0M320024	57-865615Q09	22-860099001
MCM V-8 (305 & 350 cid) Alpha	2002	0M320025 - 0M343007	57-865615Q09(1)	22-860099001
MCM V-8 (305 & 350 cid) Alpha, RWC	2002 - 2003	0M343008 - 0M999999	889432A 1	22-860099001
MCM V-8 (305 & 350 cid) Alpha, FWC	2002 - 2003	0M343008 - 0M999999	889433A 1	22-860099001
MCM V-8 (305 & 350 cid) Bravo	1998 - 1999	0K001506 - 0L618999	807901A 3	22-860099001
MCM V-8 (305, 350 & 377 cid) Bravo	1999 - 2002	0L619000 - 0M320024	57-865615Q08	22-860099001
MCM V-8 (305, 350 & 377 cid) Bravo	2002	0M320025 - 0M343007	57-865615Q08(2)	22-860099001
MCM V-8 (305, 350 & 377 cid) Bravo	2002 - 2003	0M343008 - 0M999999	889433A 1	22-860099001
MCM V-8 (454 cid)	1998 - 2001	0L010003 - 0M024999	57-865615Q07	22-860099001
MCM V-8 (496 cid)	2001 - 2003	0M025000 - 0W000004	57-865615Q02	22-860099001
MCM V-8 (502 cid)	1998 - 2001	0L017000 - 0M024999	57-865615Q07	22-860099001

(1) 889432A 1 Serpentine Belt Kit: Order this belt kit instead of the one listed if the engine has a 4-1/4 in. (108 mm) diameter grooved idler pulley.

(2) 889433A 1 Serpentine Belt Kit: Order this belt kit instead of the one listed if the engine has a 4-1/4 in. (108 mm) diameter grooved idler pulley.

AIR INTAKE SILENCER KIT

SILENCER KIT - AIR INTAKE



8M0063432

Reduces the throttle intake noise at cruise speed and mid-range RPM. Not recommended for V-drive installations. Backfits all MCM/MIE 8.2L engines w/o intake air silencer

AIR INTAKE TUBE KIT

AIR INTAKE TUBE AND FILTER KIT



8M0085794

Increases air flow for better turbo efficiency. Standard equipment on current Tier 3 engines. Back fits all MCM/MIE V6 TDI Tier 2 diesel engines with CEZ serial numbers.

BELT COVER KIT

Image not Available.

8M0122079

Auxiliary kit to enclose the belt & pulleys. Fits MCM/MIE 3.0L V6 diesel (s/n 70380001 & up)

HOT WATER HEATER FITTING KITS

Includes the necessary fittings to provide a means of supplying hot water to a remote location.

HOT WATER FITTING KIT



22-806836A 3

Fits 1992-2016 MCM 3.0L/LX (s/n OD616823 thru 2A506300)

HOT WATER FITTING KIT



879288A03

Fits 2008-2016 MCM 3.0 MPI Emissions Control engine.

HOT WATER FITTING KIT



22-8M0119308

Fits 2001-2016 MCM V-6 & MCM/MIE V-8 (305, 350 & 377 cid) MPI engines (s/n 0M300000 and up). Also fits Mercury 4.5 & 6.2 MPI engines (2014 and newer)


HOT WATER FITTING KIT



22-72932A 3

Fits MCM/MIE V-6 & V-8 (305, 350, 377, 454 & 502 cid) engines with front mounted heat exchanger (s/n 0F490650 and above), except MPI engines s/n 0M300000 and above.

HOT WATER FITTING KIT



22-806837A 1

Fits MCM 496 Mag & MIE 8.1S engines.

HOT WATER FITTING KIT



22-8M0045175

Fits MCM/MIE 8.2

HOT WATER FITTING KIT



22-806837A 2

Fits 1.7 MS & MI 120 diesel.

HOT WATER FITTING KIT



805984A 1

For heater hose with 5/8 in. (16 mm) I.D.
Fits 1997 & older MCM/MIE D2.8L, D3.0L, D3.6L, and D4.2L Diesel models

MERCUISER

HOT WATER FITTING KIT



889074A 1

With shut-off valve.
For heater hose with 5/8 in. (16 mm) I.D.
Fits 1998 & newer MCM/MIE 2.0L, 2.8L & 4.2L Diesel models

HOT WATER FITTING KIT



22-8M0094865

Fits MCM/MIE 3.0L V6 TDI Diesel models

HOT WATER HEATER T-FITTING KIT CHART

MCM Hot Water T-fittings

Model	Year Range	Serial # Range	Hot Water Fitting Kit
MCM 4 cyl. (153 & 181 cid)	1983 - 1991	6229718 - 0D616822	N.L.A.
MCM 4 cyl. (181 cid)	1992 - 2004	0D616823 - 0W301999	22-806836A 3
MCM 4 cyl. (181 cid) TKS carb	2005 - 2016	0W302000 - 2A506300	(7)
MCM 4 cyl. (181 cid) MPI	2008 - 2016	1A072812 - 2A502810	879288A03(8)
MCM V-6 (229 cid)	1983 - 1984	6330183 - 6919655	N.L.A.
MCM V-6 (262 cid)	1985 - 1991	0A331455 - 0D616517	N.L.A.
MCM V-6 (262 cid)	1992 - 1995	0D616518 - 0F490649	N.L.A.(1)
MCM V-6 (262 cid)	1992 - 1995	0D616518 - 0F490649	N.L.A.(2)
MCM V-6 (262 cid) Carb & TBI engines	1995 - 2015	0F490650 - 2A454127	22- 72932A 3
MCM V-6 (262 cid) MPI engines	2002 - 2016	0M300000 - 2A506375	22-8M0119308
MCM V-6 (262 cid) MPI EC engines	2011 - 2016	1A637496 - 2A528897	22-8M0119308
MCM 4.5L V6 MPI	2014 - 2019	2A441953 and up	22-8M0119308
MCM V-8 (305 & 350 cid)	1983 - 1991	6218462 - 0D616638	N.L.A.
MCM V-8 (305 & 350 cid)	1992 - 1995	0D616639 - 0F490649	N.L.A.(1)
MCM V-8 (305 & 350 cid)	1992 - 1995	0D616639 - 0F490649	N.L.A.(2)
MCM V-8 (305, 350 & 377 cid) Carb & TBI engines	1995 - 2010	0F490650 - 1A600136	22- 72932A 3
MCM V-8 (305, 350 & 377 cid) MPI engines	1995 - 2001	0F490650 - 0M299999	22- 72932A 3
MCM V-8 (305, 350 & 377 cid) MPI engines	2002 - 2015	0M300000 - 2A455878	22-8M0119308
MCM 6.2L (Mercury)	2015 - 2019	2A456613 and up	22-8M0119308
MCM V-8 (454 & 502 cid)	1982 - 1991	6083145 - 0D603117	N.L.A.
MCM V-8 (454 & 502 cid)	1992 - 1995	0D603118 - 0F490649	N.L.A.(1)
MCM V-8 (454 & 502 cid)	1992 - 1995	0D603118 - 0F490649	N.L.A.(2)
MCM V-8 (454 & 502 cid)	1995 - 2001	0F490650 and up	22- 72932A 3
MCM 496 Mag & HO	2000 - 2010	0M025000 - 1A352731	22-806837A 1
MCM 8.2 Mag & HO	2010 - 2019	1A350340 and up	22-8M0045175
MIE & SKI V-8	1981 - 1991	5907058 - 0D623999	N.L.A.
MIE & Ski V-8	1992 - 1995	0D624000 - 0F490649	N.L.A.(1)(4)
MIE V-8	1992 - 1995	0D624000 - 0F490649	N.L.A.(2)(3)
MIE V-8	1995 - 1997	0F490650 - 0K999999	22- 72932A 3(3)
MIE V-8	1995 - 1997	0F490650 - 0K999999	N.L.A.(4)
MIE V-8 (Except MIE 8.1S)	1998 - 2001	0L002003 - 0M299999	22- 72932A 3
MIE V-8 MPI (Except MIE 8.1S)	2002 - 2015	0M300000 and up	22-8M0119308

Model	Year Range	Serial # Range	Hot Water Fitting Kit
MIE 6.2L MPI (Mercury)	2015 - 2019	2A456613 and up	22-8M0119308
MIE 8.1S Horizon & HO	2000 - 2010	0M025000 and up	22-806837A 1
MIE 8.2 Horizon & HO	2010 - 2019	1A350802 and up	22-8M0045175
MCM/MIE 3.0L V6 TDI	2013 - 2019	All - All	22-8M0094865
MCM/MIE VM Diesel(5)	1989 - 2002	0B993002 and up	805984A 1
MCM/MIE VM Diesel(6)	1989 - 2002	0B993002 and up	N.L.A.
MCM/MIE 2.0L, 2.8L & 4.2L	1998 - 2019	0L667439 and up	889074A 1
MCM/MIE D7.3L	1994 - 1997	0F060000 and up	N.L.A.
MCM/MIE D7.3L D-Tronic	1997 - 2019	0K095775 and up	N.L.A.

- (1) Engines with 1-1/2 in.(38mm) I.D. circulating pump hose between thermostat hsg. and circulating pump
- (2) Engines with 1-3/4 in.(45mm) I.D. circulating pump hose between thermostat hsg. and circulating pump
- (3) Will not fit models with rear mounted heat exchanger
- (4) Will fit models with rear mounted heat exchanger
- (5) All models with 5/8 in.(16mm) hose
- (6) All models with 17mm hose
- (7) No kit available
- (8) Not required for closed cooled engines

THRU TRANSOM EXHAUST OUTLETS

Outlets come with internal shutters and external flappers. Each kit includes 2 tips.

QUICK-CHANGE THRU TRANSOM EXHAUST TIPS



843434A 1

Polished stainless steel tips feature a 1 in. quick change in. anti-backflow valve. 2 outlets per kit.

For 3 in. (76 mm) I.D. exhaust pipe. Fits all Mercury Racing and Mercury MerCruiser consumer sterndrive engine packages.

843426A 1

Polished stainless steel tips feature a 1 in. quick change in. anti-backflow valve. 2 outlets per kit.

For 4 in. (102 mm) I.D. exhaust pipe. Fits all Mercury Racing and Mercury MerCruiser consumer sterndrive engine packages.

TRANSOM EXHAUST TIPS FLAPPER ASSEMBLY



8M0109049

This kit is to repair the internal rubber flapper baffle for one 3 in. (76 mm) I.D. exhaust tip 843434A1. Contains components to repair one exhaust tip.

Fits all Mercury Racing and Mercury MerCruiser consumer sterndrive engine packages that have the Quick-Change Thru Transom Exhaust Tips

TRANSOM EXHAUST TIPS FLAPPER ASSEMBLY



8M0109050

This kit is to repair the internal rubber flapper baffle for one 4 in. (102 mm) I.D. exhaust tip 843426A1. Contains components to repair one exhaust tip.

Fits all Mercury Racing and Mercury MerCruiser consumer sterndrive engine packages that have the Quick-Change Thru Transom Exhaust Tips

TRANSOM EXHAUST TIPS REPAIR KIT



843434A 2

This kit is to repair the internal rubber flapper baffle for one 3 in. (76 mm) I.D. exhaust tip 843434A1. Contains components to repair one exhaust tip.

Fits all Mercury Racing and Mercury MerCruiser consumer sterndrive engine packages that have the Quick-Change Thru Transom Exhaust Tips

843426A 2

This kit is to repair the internal rubber flapper baffle for one 4 in. (102 mm) I.D. exhaust tip 843426A1. Contains components to repair one exhaust tip.

Fits all Mercury Racing and Mercury MerCruiser consumer sterndrive engine packages that have the Quick-Change Thru Transom Exhaust Tips

EXHAUST OUTLET FLAPPER KITS

EXHAUST FLAPPERS



34765A 2

For 3 in.(76 mm) O.D. exhaust outlets, 1 flapper in kit

12644A 1

For 4 in.(102 mm) O.D. exhaust outlets, 1 flapper in kit

EXHAUST IN-LINE SHUTTER KIT

EXHAUST SHUTTER KIT



8M0109256

In-line water shutter

Fits MIE engines with 4 in. (101.6 mm) exhaust

EXHAUST BLOCK-OFF PLATE

Used to block-off the gimbal housing when thru transom exhaust is installed. Install plate before engine is installed.

EXHAUST BLOCK-OFF PLATE



861776A 2

EXHAUST PIPE KITS

EXHAUST "Y" PIPE KIT



98 8M0117124

For use with Silent Choice type exhaust systems. Also used to convert engines with thru transom exhaust to thru prop exhaust. Standard pipe on all thru prop exhaust gasoline sterndrive models.

Fits all V-8 engines with 4 in.(102 mm) exhaust systems; except MCM 8.1L & 8.2L engines

EXHAUST "Y" PIPE KIT



98 8M0117125

Used to convert MCM 8.1L & 8.2L engines with thru transom exhaust to thru prop exhaust.

Also requires the use of intermediate elbow kit in conjunction with this "Y" Pipe Kit. For 8.1L & 8.2L non-Emissions Control engines, use 44267A02 or A03. For 8.1L Emissions Control engines, use 44267A04, A05, A06, A07 or A08. For 8.2L Emissions Control engines with three catalyst exhaust manifolds, use 879288A12, A13, A14, A15 or A16.

Fits all MCM 8.1L & 8.2L sterndrive engines, except 2012 & newer 8.2L EC engines with single catalyst exhaust manifolds.

INTERMEDIATE ELBOW KIT



44267A02

Used in conjunction with Exhaust "Y" Pipe kit 8M0117125 to convert engine to thru prop exhaust.
Fits MCM 8.1L & 8.2L non-EC sterndrive engines with exhaust risers 2 in. (51 mm) to 8 in. (203 mm) high.

INTERMEDIATE ELBOW KIT



44267A03

Used in conjunction with Exhaust "Y" Pipe kit 8M0117125 to convert engine to thru prop exhaust.
Fits MCM 8.1L & 8.2L non-EC sterndrive engines w/o exhaust risers and w/ exhaust risers up to 2 in. (51 mm) high.

INTERMEDIATE ELBOW KIT



44267A04

Used in conjunction with Exhaust "Y" Pipe kit 8M0117125 to convert engine to thru prop exhaust.
Fits MCM 8.1L EC engines with standard 0" risers.

INTERMEDIATE ELBOW KIT



44267A05

Used in conjunction with Exhaust "Y" Pipe kit 8M0117125 to convert engine to thru prop exhaust.
Fits MCM 8.1L EC engines with 2 in. (51 mm) risers.

INTERMEDIATE ELBOW KIT



44267A06

Used in conjunction with Exhaust "Y" Pipe kit 8M0117125 to convert engine to thru prop exhaust.
Fits MCM 8.1L EC engines with 4 in. (102 mm) risers.

INTERMEDIATE ELBOW KIT



44267A07

Used in conjunction with Exhaust "Y" Pipe kit 8M0117125 to convert engine to thru prop exhaust.
Fits MCM 8.1L EC engines with 6 in. (152 mm) risers.

INTERMEDIATE ELBOW KIT



44267A08

Used in conjunction with Exhaust "Y" Pipe kit 8M0117125 to convert engine to thru prop exhaust.
Fits MCM 8.1L EC engines with 8 in. (203 mm) risers.

INTERMEDIATE ELBOW KIT



879288A12

Used in conjunction with Exhaust "Y" Pipe Kit 8M0117125 to convert engine to thru prop exhaust.
Fits 2010-2012 MCM 8.2L EC engines with three catalyst exhaust manifolds and 0 in. risers

INTERMEDIATE ELBOW KIT**879288A13**

Used in conjunction with Exhaust "Y" Pipe Kit 8M0117125 to convert engine to thru prop exhaust.

Fits 2010-2012 MCM 8.2L EC engines with three catalyst exhaust manifolds and 2 in. (51 mm) risers (s/n 2A041664 and below)

INTERMEDIATE ELBOW KIT**879288A14**

Used in conjunction with Exhaust "Y" Pipe Kit 8M0117125 to convert engine to thru prop exhaust.

Fits 2010-2012 MCM 8.2L EC engines with three catalyst exhaust manifolds and 4 in. (102 mm) risers (s/n 2A041664 and below)

INTERMEDIATE ELBOW KIT**879288A15**

Used in conjunction with Exhaust "Y" Pipe Kit 8M0117125 to convert engine to thru prop exhaust.

Fits 2010-2012 MCM 8.2L EC engines with three catalyst exhaust manifolds and 6 in. (152 mm) risers (s/n 2A041664 and below)

INTERMEDIATE ELBOW KIT**8M0095832**

Required when changing exhaust elbow height to 2 in. (51 mm) risers.

Fits 2012 & newer MCM 8.2L EC engines with single catalyst exhaust manifolds and 2 in. (51 mm) risers (s/n 2A041665 and up)

INTERMEDIATE ELBOW KIT**8M0095833**

Required when changing exhaust elbow height to 4 in. (102 mm) risers.

Fits 2012 & newer MCM 8.2L EC engines with single catalyst exhaust manifolds and 4 in. (102 mm) risers (s/n 2A041665 and up)

INTERMEDIATE ELBOW KIT**8M0095834**

Required when changing exhaust elbow height to 6 in. (152 mm) risers.

Fits 2012 & newer MCM 8.2L EC engines with single catalyst exhaust manifolds and 6 in. (152 mm) risers (s/n 2A041665 and up)

EXHAUST "S" PIPE KIT**807611T**

Optional exhaust pipe for Tow Sports non-EC engine models with 4 in. (102 mm) exhaust.

EXHAUST "S" PIPE KIT**18563A 1**

Allows exhaust outlets to be mounted below a swim platform. 2 pipes in kit.

Fits V-8 sterndrive models with 4 in. (102 mm) exhaust (s/n 0W309999 and below)

EXHAUST REDUCER KIT



44349A 1

Reduces exhaust hose from 4 in.(102 mm) to 3 in.(76 mm). Straight reducer. 2 reducers in kit.
Fits MIE V-8 engines.

EXHAUST RISER KITS FOR DIESEL ENGINES

Raises the height of the engines exhaust system to prevent water from entering the engine through the exhaust system.

RISER KIT



863330A 2

3 in.(76 mm)
Fits 2001-2009 MCM & CMD 1.7L diesel engines.

RISER KIT



805265A 1

5 in.(127 mm)
Fits 1990 and newer MCM CMD & QSD 2.8L, 3.0L, 3.6L & 4.2L diesel engines.

RISER KIT



8M0098892

6 in.(127 mm)
Fits MIE 4.2L V8 TDI diesel engines.

EXHAUST RISER KITS (GAS, WET JOINT, 2002 & OLDER)

Raises the height of the engines exhaust system to prevent water from entering the engine through the exhaust system. Maximum height of 9 in.(228 mm). Two different types of exhaust elbows have been used (cast iron and stainless steel). To tell which one you have, look at the elbows mounting bolts. Cast iron elbows use 4 long bolts. Stainless steel elbows use four short 1 in.(25 mm) long bolts. For MCM/MIE 8.1L engines see "Exhaust Elbow/Riser Kits (8.1L) Non-Emissions Ctrl" section.

RISER KIT



93320A14

3 in.(76 mm)
Fits 1997 & older MCM/MIE V-8 engines with stainless steel exhaust elbows.


RISER KIT



93320A13

3 in.(76 mm)
Fits MCM V-6 carb & TBI engines with 2 piece exhaust manifolds (s/n 0M614999 & below).
Fits MCM/MIE/Tow Sports V-8 (305, 350, 377, 454 & 502 cid) engines with cast iron elbows (s/n 0M299999 & below); MCM V-8 (305 & 350 cid) carb engines (s/n 0M300000-0M599999) and MIE & Tow Sports carb engines (s/n 0M300000-0M316999).

RISER KIT



93320A15

3 in. (76 mm)
 Fits 2001-2002 MCM 4.3L MPI (s/n 0M300000-0M614999);
 Fits 2001-2002 MCM V-8 (305, 350 & 377 cid) MPI engines (s/n 0M300000-0M599999);
 Fits 2001-2002 MIE & Tow Sports V-8 (350 & 377 cid) MPI engines (s/n 0M300000-0M316999)

RISER KIT



807477A 5

6 in. (152 mm)
 Fits 1997 & older V-8 with stainless steel exhaust elbows.


RISER KIT



93322A12

6 in. (152 mm)
 Fits MCM V-6 carb & TBI engines with 2 piece exhaust manifolds (s/n 0M614999 & below).
 Fits MCM/MIE/Tow Sports V-8 (305, 350, 377, 454 & 502 cid) engines with cast iron elbows (s/n 0M299999 & below); MCM V-8 (305 & 350 cid) carb engines (s/n 0M300000-0M599999) and MIE & Tow Sports carb engines (s/n 0M300000-0M316999).

RISER KIT



93322A10

6 in. (152 mm)
 Fits 2001-2002 MCM 4.3L MPI (s/n 0M300000-0M614999);
 Fits 2001-2002 MCM V-8 (305, 350 & 377 cid) MPI engines (s/n 0M300000-0M599999);
 Fits 2001-2002 MIE & Tow Sports V-8 (350 & 377 cid) MPI engines (s/n 0M300000-0M316999)

INTERMEDIATE ELBOW KIT



14865A02

Only required on sterndrive engines that have the exhaust going through the prop.
 Fits MCM V-6 with 2 piece exhaust manifolds and 3 in. (76 mm) risers - s/n 0W309999 and below

INTERMEDIATE ELBOW KIT



14801A 1

Only required on sterndrive engines that have the exhaust going through the prop.
 Fits MCM V-8 (305, 350 & 377 cid) engines (0W309999 and below)

INTERMEDIATE ELBOW KIT



807963A 1

Only required on sterndrive engines that have the exhaust going through the prop.
 Fits MCM V-8 (454 & 502 cid) engines.

EXHAUST RISER KITS (GAS, DRY JOINT, SMALL BLOCK, NON-EC, 2002 & NEWER)

Raises the height of the GM V-6 & V-8 small block (non-EC) engines with dry joint exhaust system to prevent water from entering the engine through the exhaust system. Maximum height of 6 in. (152 mm). For MCM/MIE 8.1L & 8.2L (non-EC) engines see "Exhaust Elbow/Riser Kits (8.1L & 8.2L) Non-Emissions Ctrl" section. For EC engines, see the Emissions Control Riser section.

NOTE: For Mercury 4.5L & 6.2L (non-EC) engines see "Exhaust Riser Kits (Gas, Small Block, Emissions Control)" since the 4.5L & 6.2L (non-EC) engines use the same riser kits as the EC engines.

RISER KIT



865995A01

1.7 in. (43 mm) for standard cooling and dry joint exhaust manifolds.
Fits 2004-2016 MCM V-6 & V-8 (305, 350 & 377 cid) non-EC engines (s/n 0W310000 and up) & MIE V-8 (350 & 377 cid) non-EC engines (s/n 0M390000 and up).

RISER KIT



865996A01

1.7 in. (43 mm) for CLOSED COOLING and dry joint exhaust manifolds.
Fits 2004-2016 MCM V-6 & V-8 (305, 350 & 377 cid) non-EC engines (s/n 0W310000 and up) & MIE V-8 (350 & 377 cid) non-EC engines (s/n 0M390000 and up).

RISER KIT



866007A01

1.7 in. (43 mm) for standard cooling and dry joint exhaust manifolds.
Fits Tow Sports V-8 (350 & 377 cid) non-EC engines w/ in-line transmission (s/n 0M390000 and up).

RISER KIT



864306A 3

3 in. (76 mm) for standard cooling and dry joint exhaust manifolds.
Fits 2002 MCM V-8 (305, 350 & 377 cid) non-EC engines (s/n 0M600000-0M614999).

RISER KIT



864306A 2

3 in. (76 mm) for CLOSED COOLING and dry joint exhaust manifolds.
Fits 2002 MCM V-8 (305, 350 & 377 cid) non-EC engines (s/n 0M600000-0M614999).

RISER KIT



864306A 5

3 in. (76 mm) for standard cooling and dry joint exhaust manifolds.
Fits 2002 MIE V-8 (350 & 377 cid) non-EC engines (s/n 0M317000-0M389999).

RISER KIT



864306A 4

3 in. (76 mm) for CLOSED COOLING and dry joint exhaust manifolds.
Fits 2002 MIE V-8 (350 & 377 cid) non-EC engines (s/n 0M317000-0M389999).




RISER KIT



864929A 1

3 in. (76 mm) for standard cooling and dry joint exhaust manifolds.
 Fits 2002-2004 MCM V-6 & V-8 (305, 350 & 377 cid) non-EC engines (s/n OM615000-0W309999).

RISER KIT



864929A 2

3 in. (76 mm) for CLOSED COOLING and dry joint exhaust manifolds.
 Fits 2002-2004 MCM V-6 & V-8 (305, 350 & 377 cid) non-EC engines (s/n OM615000-0W309999).

RISER KIT



864929A 3

3 in. (76 mm) for standard cooling and dry joint exhaust manifolds.
 Fits 2004-2016 MCM V-6 & V-8 (305, 350 & 377 cid) non-EC engines (s/n 0W310000 and up); also fits 2002-2016 MIE V-8 (350 & 377 cid) non-EC engines (s/n 0M390000 and up)

RISER KIT



864929A 4

3 in. (76 mm) for CLOSED COOLING and dry joint exhaust manifolds.
 Fits 2004-2016 MCM V-6 & V-8 (305, 350 & 377 cid) non-EC engines (s/n 0W310000 and up); also fits 2002-2016 MIE V-8 (350 & 377 cid) non-EC engines (s/n 0M390000 and up)

RISER KIT



866208A02

4.7 in. (119 mm) for standard cooling and dry joint exhaust manifolds.
 Fits 2004-2016 MCM V-6 & V-8 (305, 350 & 377 cid) non-EC engines (s/n 0W310000 and up); also fits 2002-2016 MIE V-8 (350 & 377 cid) non-EC engines (s/n 0M390000 and up)

RISER KIT



866208A03

4.7 in. (119 mm) for CLOSED COOLING and dry joint exhaust manifolds.
 Fits 2004-2016 MCM V-6 & V-8 (305, 350 & 377 cid) non-EC engines (s/n 0W310000 and up); also fits 2002-2016 MIE V-8 (350 & 377 cid) non-EC engines (s/n 0M390000 and up)


RISER KIT



864908A 1

6 in. (152 mm) for standard cooling and dry joint exhaust manifolds.
 Fits 2004-2016 MCM V-6 (s/n 0W310000 and up); 2002-2016 MCM V-8 (305, 350 & 377 cid) non-EC engines (s/n 0M615000 and up) & MIE V-8 (350 & 377 cid) non-EC engines (s/n 0M390000 and up).

RISER KIT



864908A 2

6 in. (152 mm) for CLOSED COOLING and dry joint exhaust manifolds.
 Fits 2004-2016 MCM V-6 (s/n 0W310000 and up); 2002-2016 MCM V-8 (305, 350 & 377 cid) non-EC engines (s/n 0M615000 and up) & MIE V-8 (350 & 377 cid) non-EC engines (s/n 0M390000 and up).

RISER HOSE KIT



32-865022A 1

Used in conjunction with 3 in. (76 mm), 4.7 in. (119 mm) & 6 in. (152 mm) exhaust risers & standard cooling
 Fits 2002 and newer MCM 4.3L MPI engines (s/n 0M615000 and up).

RISER HOSE KIT



32-865024A 1

Used in conjunction with 1.7 in. (43 mm) & 3 in. (76 mm) exhaust risers & CLOSED COOLING
 Fits 2002 and newer MCM 4.3L engines (s/n 0M615000 and up).

RISER HOSE KIT



32-865027A 1

Used in conjunction with 3 in. (76 mm) exhaust risers & standard cooling
 Fits 2002-2016 MCM 4.3L MPI engines with 7 point drain system (s/n 0M615000 and up).

RISER HOSE KIT



32-865029A 1

Used in conjunction with 1.7 in. (43 mm) & 3 in. (76 mm) exhaust risers & CLOSED COOLING
 Fits 2002-2016 MCM V-8 (305, 350 & 377 cid) MPI engines (s/n 0M615000 and up) & MIE V-8 (350 & 377 cid) MPI engines (s/n 0M390000 and up)

RISER HOSE KIT



32-865998A01

Used in conjunction with 4.7 in. (119 mm) & 6 in. (152 mm) exhaust risers & CLOSED COOLING
 Fits 2004-2016 MCM 4.3L MPI engines (s/n 0W310000 thru 2A506375).

RISER HOSE KIT



32-865033A 1

Used in conjunction with 4.7 in. (119 mm) & 6 in. (152 mm) exhaust risers & standard cooling
 Fits 2002-2016 MCM V-8 (305, 350 & 377 cid) MPI engines with 1 or 3 point drain system (s/n 0M615000 and up).

RISER HOSE KIT



32-865035A 1

Used in conjunction with 4.7 in. (119 mm) & 6 in. (152 mm) exhaust risers & standard cooling
 Fits 2002-2016 MIE V-8 (350 & 377 cid) MPI engine with in-line transmission (s/n 0M390000 and up).

MERCUISER

RISER HOSE KIT



32-865039A 1

Used in conjunction with 4.7 in. (119 mm) & 6 in. (152 mm) exhaust risers & CLOSED COOLING

Fits 2002-2016 MCM V-8 (305, 350 & 377 cid) MPI engines (s/n 0M615000 and up) & MIE V-8 (350 & 377 cid) MPI engines with in-line transmission (s/n 0M390000 and up).

RISER HOSE KIT



32-865041A 1

Used in conjunction with 4.7 in. (119 mm) & 6 in. (152 mm) exhaust risers & CLOSED COOLING

Fits 2002-2016 MIE V-8 (350 & 377 cid) MPI engines with V-drive transmission (s/n 0M390000 and up).

RISER HOSE KIT



32-865043A 1

Used in conjunction with 1.7 in. (43 mm), 3 in. (76 mm), 4.7 in. (119 mm) & 6 in. (152 mm) exhaust risers & standard cooling

Fits 2002-2016 MIE V-8 (350 cid) carb engines with V-drive transmission (s/n 0M390000 and up).

INTERMEDIATE ELBOW KIT



14865A02

Only required on sterndrive engines that have the exhaust going through the prop. Fits MCM V-6 with 2 piece exhaust manifolds and 3 in. (76 mm) risers - s/n 0W309999 and below

INTERMEDIATE ELBOW KIT



866000A01

Only required on sterndrive engines that have the exhaust going through the prop. Fits MCM V-6 with 1.7 in. (43 mm) risers (s/n 0W310000 and up)

INTERMEDIATE ELBOW KIT



866001A01

Only required on sterndrive engines that have the exhaust going through the prop. Fits MCM V-6 with 3 in. (76 mm) risers (s/n 0W310000 and up)

INTERMEDIATE ELBOW KIT



865949A01

Only required on sterndrive engines that have the exhaust going through the prop. Fits MCM V-6 with 4.7 in. (119 mm) risers (s/n 0W310000 and up)

INTERMEDIATE ELBOW KIT



866002A01

Only required on sterndrive engines that have the exhaust going through the prop. Fits MCM V-6 with 6 in. (152 mm) risers (s/n 0W310000 and up)

INTERMEDIATE ELBOW KIT



14801A 1

Only required on sterndrive engines that have the exhaust going through the prop. Fits MCM V-8 (305, 350 & 377 cid) engines (0W309999 and below)

INTERMEDIATE ELBOW KIT



866003A01

Only required on sterndrive engines that have the exhaust going through the prop. Fits MCM V-8 (305, 350 & 377 cid) engines with 1.7 in. (43 mm) risers (s/n 0W310000 and up)

INTERMEDIATE ELBOW KIT



866004A01

Only required on sterndrive engines that have the exhaust going through the prop. Fits MCM V-8 (305, 350 & 377 cid) engines with 3 in. (76 mm) risers (s/n 0W310000 and up)

INTERMEDIATE ELBOW KIT



866209A01

Only required on sterndrive engines that have the exhaust going through the prop. Fits MCM V-8 (305, 350 & 377 cid) engines with 4.7 in. (119 mm) risers (s/n 0W310000 and up)

INTERMEDIATE ELBOW KIT



866005A01

Only required on sterndrive engines that have the exhaust going through the prop. Fits MCM V-8 (305, 350 & 377 cid) engines with 6 in. (152 mm) risers (s/n 0W310000 and up)

DROP DOWN BRACKET



863714T01

Used in conjunction with the 1.7 in. (43 mm) riser kits to relocate the shift plate to a lower position. Bracket is only necessary when boat hull design interferes with shift cable routing.

EXHAUST ELBOW/RISER KITS (8.1L & 8.2L, NON-EC, 2001 & NEWER)

Raises the height of the engines exhaust system to prevent water from entering the engine through the exhaust system. Maximum height of 8 in.(203 mm) available. For use on MCM/MIE 8.1L & 8.2L Non-Emissions Control engines only.

EXHAUST ELBOW KIT - 2 IN.(51 MM)



862974A05

This elbow is 2 in.(51 mm) higher than the standard elbow. This replaces what was the 3 in.(76 mm) riser kit used on previous big block engines.

Fits MCM/MIE 8.1L & 8.2L non-EC engines

RISER KIT - 6 IN.(152 MM)



98-8M0124068

This riser will raise the elbow an additional 6 in.(152 mm). If the engine has a 2 in.(51 mm) elbow already on engine, but only needs an additional 4 in.(102 mm) rise, this kit will not work. Order 862354A 1 Exh. Elbow/Riser kit instead.

Fits MCM/MIE 8.1L & 8.2L non-EC engines

EXHAUST ELBOW/RISER KIT - 6 IN.(152 MM)



862354A04

Order this kit if the engine has a 2 in.(51 mm) elbow already installed on it, but only needs an additional 4 in.(102 mm) rise. The 2 in.(51 mm) elbow is removed and replaced with the standard rise elbows and a 6 in.(152 mm) riser kit which are included in kit.

Fits MCM/MIE 8.1L & 8.2L non-EC engines

EXHAUST ELBOW/RISER KIT - 8 IN.(203 MM)



8M0119280

If the engine has a standard rise elbow already on engine and needs another 8 in.(203 mm) rise, order this kit. The standard rise elbow is removed and replaced with a 2 in.(51 mm) rise elbow and a 6 in.(152 mm) riser kit which are included in this kit.

Fits MCM/MIE 8.1L & 8.2L non-EC engines

EXHAUST "Y" PIPE KIT



98-8M0117125

Used to convert MCM 8.1L & 8.2L engines with thru transom exhaust to thru prop exhaust.

Also requires the use of intermediate elbow kit in conjunction with this "Y" Pipe Kit. For 8.1L & 8.2L non-Emissions Control engines, use 44267A02 or A03. For 8.1L Emissions Control engines, use 44267A04, A05, A06, A07 or A08. For 8.2L Emissions Control engines with three catalyst exhaust manifolds, use 879288A12, A13, A14, A15 or A16.

Fits all MCM 8.1L & 8.2L sterndrive engines, except 2012 & newer 8.2L EC engines with single catalyst exhaust manifolds.

INTERMEDIATE ELBOW KIT



44267A02

Used in conjunction with Exhaust "Y" Pipe kit 8M0117125 to convert engine to thru prop exhaust.

Fits MCM 8.1L & 8.2L non-EC sterndrive engines with exhaust risers 2 in. (51 mm) to 8 in. (203 mm) high.

INTERMEDIATE ELBOW KIT



44267A03

Used in conjunction with Exhaust "Y" Pipe kit 8M0117125 to convert engine to thru prop exhaust.
Fits MCM 8.1L & 8.2L non-EC sterndrive engines w/o exhaust risers and w/ exhaust risers up to 2 in. (51 mm) high.

EXHAUST ELBOW KIT



879288T83

Design II
This elbow is 6 in. (152 mm) higher than the standard elbow.
Fits MCM 8.2L EC engines with three catalyst exhaust manifolds (s/n 1A350340-2A41664); also fits MCM/MIE 8.1L EC engines

EXHAUST RISER CHART - GASOLINE ENGINE (NON-EC ENGINES)

1.7 in. (43 mm) Exhaust Risers-Gasoline Engines

Engine Model	Model Note	Year Range	Serial # Range	1.7 in.(43 mm) Riser Kit	Hose Kit	Intermediate Elbow Kit
MCM STERNDRIVE MODELS						
MCM V-6 (262 cid)	Engines with standard cooling	2004 - 2016	0W310000 - 2A506375	865995A01(2)	(1)	866000A01(3)
MCM V-6 (262 cid)	Engines with closed cooling	2004 - 2016	0W310000 - 2A506375	865996A01(2)	32-865024A 1	866000A01(3)
MCM V-8 (305, 350 & 377 cid)						
MCM V-8 (305, 350 & 377 cid)	Engines with standard cooling	2004 - 2015	0W310000 - 2A455872	865995A01(2)	(1)	866003A01(3)
MCM V-8 (305 & 350 cid)	Carb engines with closed cooling	2004 - 2009	0W310000 - 1A607561	865996A01(2)	(1)	866003A01(3)
MCM V-8 (305, 350 & 377 cid)	MPI engines with closed cooling	2004 - 2015	0W310000 - 2A455872	865996A01(2)	32-865029A 1	866003A01(3)
MIE INBOARD MODELS						
MIE V-8 (350 cid)	Carb engines with standard cooling (in-line)	2002 - 2010	0M390000 - 1A092388	865995A01	(1)	(1)
MIE V-8 (350 cid)	Carb engines with standard cooling (V-drive)	2002 - 2010	0M390000 - 1A092388	865995A01	32-865043A 1	(1)
MIE V-8 (350 cid)	Carb engines with closed cooling	2002 - 2010	0M390000 - 1A092388	865996A01	(1)	(1)
MIE V-8 (350 & 377 cid)	MPI engines with standard cooling	2002 - 2015	0M390000 - 2A455523	865995A01	32-865029A 1	(1)
MIE V-8 (350 & 377 cid)	MPI engines with closed cooling	2002 - 2015	0M390000 - 2A455523	865996A01	32-865029A 1	(1)
MIE TOW SPORTS MODELS						
SKI V-8 (350 & 377 cid)	MPI engines	2002 - 2015	0M390000 - 2A460138	866007A01	(1)	(1)

(1) Kit not required

(2) Additional kit(s) listed are only required upon initial installation of a riser kit. If replacing existing risers, additional kit(s) listed are not required.

(3) Installation kit is only required on sterndrive engines that have the exhaust going thru the propeller.

3 in. (76 mm) Exhaust Risers-Gasoline Engines

Engine Model	Model Note	Year Range	Serial # Range	3 in.(76 mm) Riser Kit	Hose Kit	Intermediate Elbow Kit
MCM STERNDRIVE MODELS						
MCM 4 cyl. (153 cid)		1983 - 1989	6229718 - 0C853255	N.L.A.	(6)	N.L.A.
MCM 4 cyl. (181 cid)		1983 - 1989	6229718 - 0C853255	N.L.A.	(6)	N.L.A.
MCM 4 cyl. (181 cid)		1990 - 2016	0C856559 - 2A506300	(5)	N/A	N/A
MCM V-6 (229 cid)						
MCM V-6 (229 cid)		1983 - 1984	6330183 - 6919655	93320A13(1)	(6)	N.L.A.(3)
MCM V-6 (262 cid)		1985 - 1986	0A331455 - 0B527954	93320A13(1)	(6)	N.L.A.(3)

Not all parts listed are available for the European, C.I.S., Africa and Middle East Markets.
For more information, please contact your local Mercury, Mariner, MerCruiser or Quicksilver Office.



MERCUISER

Engine Model	Model Note	Year Range	Serial # Range	3 in.(76 mm) Riser Kit	Hose Kit	Intermediate Elbow Kit
MCM V-6 (262 cid)		1987 - 2001	0B527955 - 0M299999	93320A13(1)(4)(7)	(6)	14865A02(3)
MCM V-6 (262 cid)	Carb engines	2002	0M300000 - 0M614999	93320A13(7)	(6)	14865A02(3)
MCM V-6 (262 cid)	Carb engines with standard cooling	2002 - 2004	0M615000 - 0W309999	864929A 1(7)	(6)	14865A02(3)
MCM V-6 (262 cid)	Carb engines with standard cooling	2004 - 2015	0W310000 - 2A454127	864929A 3(7)	(6)	866001A01(3)
MCM V-6 (262 cid)	Carb engines with closed cooling	2004	0W000000 - 0W309999	864929A 2(7)	32-865024A 1	14865A02(3)
MCM V-6 (262 cid)	Carb engines with closed cooling	2004 - 2015	0W310000 - 2A454127	864929A 4(7)	32-865024A 1	866001A01(3)
MCM V-6 (262 cid)	MPI engines	2002	0M300000 - 0M614999	93320A15(7)	(6)	14865A02(3)
MCM V-6 (262 cid)	MPI engines w/ standard cooling (1 & 3 point drain)	2002 - 2004	0M615000 - 0W309999	864929A 1(7)	32-865022A 1	14865A02(3)
MCM V-6 (262 cid)	MPI engines w/ standard cooling (1 & 3 point drain)	2004 - 2016	0W310000 - 2A506375	864929A 3(7)	32-865022A 1	866001A01(3)
MCM V-6 (262 cid)	MPI engines with standard cooling (7 point drain)	2002 - 2004	0M615000 - 0W309999	864929A 1(7)	32-865027A 1	14865A02(3)
MCM V-6 (262 cid)	MPI engines with standard cooling (7 point drain)	2004 - 2016	0W310000 - 2A506375	864929A 3(7)	32-865027A 1	866001A01(3)
MCM V-6 (262 cid)	MPI engines with closed cooling	2002 - 2004	0M615000 - 0W309999	864929A 2(7)	32-865024A 1	14865A02(3)
MCM V-6 (262 cid)	MPI engines with closed cooling	2004 - 2016	0W310000 - 2A506375	864929A 4(7)	32-865024A 1	866001A01(3)
MCM V-8 (305 & 350 cid)		1981 - 1984	5907058 - 0B525981	93320A13(1)	(6)	N.L.A.(3)
MCM V-8 (305 & 350 cid)	Cast iron exhaust elbows	1985 - 2001	0B525982 - 0M299999	93320A13(1)(7)	(6)	14801A 1(3)
MCM V-8 (305 & 350 cid)	Stainless steel exhaust elbows	1991 - 1997	0D445800 - 0K999999	93320A14(1)(7)	(6)	14801A 1(3)
MCM V-8 (305 & 350 cid)	Carb engines	2002	0M300000 - 0M599999	93320A13(7)	(6)	14801A 1(3)
MCM V-8 (305 & 350 cid)	Carb engines with standard cooling	2002	0M600000 - 0M614999	864306A 3(7)	(6)	14801A 1(3)
MCM V-8 (305 & 350 cid)	Carb engines with standard cooling	2002 - 2004	0M615000 - 0W309999	864929A 1(7)	(6)	14801A 1(3)
MCM V-8 (305 & 350 cid)	Carb engines with standard cooling	2004 - 2009	0W310000 - 1A607561	864929A 3(3)	(6)	866004A01(3)
MCM V-8 (305 & 350 cid)	Carb engines with closed cooling	2002	0M600000 - 0M614999	864306A 2(7)	(6)	14801A 1(3)
MCM V-8 (305 & 350 cid)	Carb engines with closed cooling	2002 - 2004	0M615000 - 0W309999	864929A 2(7)	(6)	14801A 1(3)
MCM V-8 (305 & 350 cid)	Carb engines with closed cooling	2004 - 2009	0W310000 - 1A607561	864929A 4(7)	(6)	866004A01(3)
MCM V-8 (305, 350 & 377 cid)	MPI engines	2002	0M300000 - 0M599999	93320A15(7)	(6)	14801A 1(3)
MCM V-8 (305, 350 & 377 cid)	MPI engines with standard cooling	2002	0M600000 - 0M614999	864306A 3(7)	(6)	14801A 1(3)
MCM V-8 (305, 350 & 377 cid)	MPI engines with standard cooling	2002 - 2004	0M615000 - 0W309999	864929A 1(7)	(6)	14801A 1(3)
MCM V-8 (305, 350 & 377 cid)	MPI engines with standard cooling	2004 - 2015	0W310000 - 2A455872	864929A 3(7)	(6)	866004A01(3)
MCM V-8 (305, 350 & 377 cid)	MPI engines with closed cooling	2002	0M600000 - 0M614999	864306A 2(7)	(6)	14801A 1(3)
MCM V-8 (305, 350 & 377 cid)	MPI engines with closed cooling	2002 - 2004	0M615000 - 0W309999	864929A 2(7)	32-865029A 1	14801A 1(3)
MCM V-8 (305, 350 & 377 cid)	MPI engines with closed cooling	2004 - 2015	0W310000 - 2A455872	864929A 4(7)	32-865029A 1	866004A01(3)
MCM V-8 (454 cid)	TR/TRS drive	1982 - 1989	6083145 and up	93320A13(1)	(6)	N.L.A.
MCM V-8 (454 or 502 cid)	Cast iron exhaust elbows	1981 - 2002	5889914 and up	93320A13(1)(7)	(6)	807963A 1(3)
MCM V-8 (454 or 502 cid)	Stainless steel exhaust elbows	1991 - 1997	0D445800 - 0K999999	93320A14(1)(7)	(6)	807963A 1(3)
MIE INBOARD MODELS						
MIE V-8 (305 & 350 cid)		1981 - 1988	5907058 - 0C396832	93320A13(1)	(6)	(6)
MIE V-8 (350 cid)		1989 - 2001	0C396833 - 0M299999	93320A13(1)	(6)	(6)
MIE V-8 (350 cid)	Carb engines	2002	0M300000 - 0M316999	93320A13	(6)	(6)
MIE V-8 (350 cid)	Carb engines with standard cooling	2002	0M317000 - 0M389999	864306A 5	(6)	(6)
MIE V-8 (350 cid)	Carb engines with standard cooling (in-line)	2002 - 2019	0M390000 and up	864929A 3	(6)	(6)
MIE V-8 (350 cid)	Carb engines with standard cooling (V-drive)	2002 - 2019	0M390000 and up	864929A 3(7)	32-865043A 1	(6)
MIE V-8 (350 cid)	Carb engines with closed cooling	2002	0M317000 - 0M389999	864306A 4	(6)	(6)
MIE V-8 (350 cid)	Carb engines with closed cooling	2002 - 2010	0M390000 - 1A092388	864929A 4	(6)	(6)
MIE V-8 (350 & 377 cid)	MPI engines	2002	0M300000 - 0M316999	93320A15	(6)	(6)
MIE V-8 (350 & 377 cid)	MPI engines with standard cooling	2002	0M317000 - 0M389999	864306A 5	(6)	(6)
MIE V-8 (350 & 377 cid)	MPI engines with standard cooling	2002 - 2015	0M390000 - 2A455523	864929A 3	(6)	(6)
MIE V-8 (350 & 377 cid)	MPI engines with closed cooling	2002	0M317000 - 0M389999	864306A 4	(6)	(6)
MIE V-8 (350 & 377 cid)	MPI engines with closed cooling	2002 - 2015	0M390000 - 2A455523	864929A 4(7)	32-865029A 1	(6)
MIE V-8 (454 or 502 cid)	Cast iron exhaust elbows	1981 - 2002	5889914 and up	93320A13(1)	(6)	(6)

Engine Model	Model Note	Year Range	Serial # Range	3 in.(76 mm) Riser Kit	Hose Kit	Intermediate Elbow Kit
MIE V-8 (454 or 502 cid)	Stainless steel exhaust elbows	1991 - 1997	0D445800 - 0K999999	93320A14(1)	(6)	(6)
MIE TOW SPORTS MODELS						
SKI V-8 (350 cid)		1985 - 1984	0A338553 - 0B525981	93320A13(1)	(6)	(6)
SKI V-8 (350 & 377cid)		1985 - 2001	0B525982 - 0M299999	93320A13(1)	(6)	(6)
SKI V-8 (350 cid)	Carb engines	2002	0M300000 - 0M316999	93320A13	(6)	(6)
SKI V-8 (350 cid)	Carb engines	2002 - 2011	0M317000 - 1A092837	(5)	N/A	N/A
SKI V-8 (350 & 377 cid)	MPI engines	2002	0M300000 - 0M316999	93320A15	(6)	(6)
SKI V-8 (350 & 377 cid)	MPI engines	2002 - 2015	0M317000 - 2A460138	(5)	N/A	N/A

- (1) If riser is going on a 1997 and older engine, that has the exhaust manifolds in the closed cooling system, also order 2 pcs. of 27-860231 separator gaskets to go between the manifold and risers.
- (3) Installation Kit is only required on sterndrive engines that have the exhaust going thru the propeller.
- (4) Will not fit MCM V-6 engines with the 1 pc exhaust manifold.
- (5) No kit available
- (6) Kit not required
- (7) Additional kit(s) listed are only required upon initial installation of a riser kit. If replacing existing risers, additional kit(s) listed are not required.

4.7 in. (119 mm) Exhaust Risers-Gasoline Engines

Engine Model	Model Note	Year Range	Serial # Range	4.7 in.(119 mm) Riser Kit	Hose Kit	Intermediate Elbow Kit
MCM STERNDRIVE MODELS						
MCM V-6 (262 cid)	Carb engines with standard cooling	2004 - 2015	0W310000 - 2A454127	866208A02(3)	(2)	865949A01(4)
MCM V-6 (262 cid)	Carb engines with closed cooling	2004 - 2015	0W310000 - 2A454127	866208A03(3)	(2)	865949A01(4)
MCM V-6 (262 cid)	MPI engines with standard cooling (7 point drain)	2004 - 2016	0W310000 - 2A506375	866208A02(3)	32-865022A 1	865949A01(4)
MCM V-6 (262 cid)	MPI engines with closed cooling	2004 - 2016	0W310000 - 2A506375	866208A03(3)	32-865998A01	865949A01(4)
MIE INBOARD MODELS						
MCM V-8 (305 & 350 cid)	Carb engines with standard cooling	2004 - 2009	0W310000 - 1A607561	866208A02(3)	(2)	866209A01(4)
MCM V-8 (305 & 350 cid)	Carb engines with closed cooling	2004 - 2009	0W310000 - 1A607561	866208A03(3)	32-865039A 1	866209A01(4)
MCM V-8 (305, 350 & 377 cid)	MPI engines w/ standard cooling 1 & 3 point drain)	2004 - 2015	0W310000 - 2A455872	866208A02(3)	32-865033A 1	866209A01(4)
MCM V-8 (305, 350 & 377 cid)	MPI engines with standard cooling (7 point drain)	2004 - 2015	0W310000 - 2A455872	866208A02(3)	(2)	866209A01(4)
MCM V-8 (305, 350 & 377 cid)	MPI engines with closed cooling	2004 - 2015	0W310000 - 2A455872	866208A03(3)	32-865039A 1	866209A01(4)
MIE TOW SPORTS MODELS						
SKI V-8 (350 & 377 cid)	MPI engines	2002 - 2015	0M390000 - 2A460138	(1)	N/A	N/A

- (1) No kit available
- (2) Kit not required
- (3) Additional kit(s) listed are only required upon initial installation of a riser kit. If replacing existing risers, additional kit(s) listed are not required.
- (4) Installation kit is only required on sterndrive engines that have the exhaust going thru the propeller.

6 in. (152 mm) Exhaust Risers-Gasoline Engines

Engine Model	Model Note	Year Range	Serial # Range	6 in. (152 mm) Riser Kit	Hose Kit	Intermediate Elbow Kit
MCM STERNDRIVE MODELS						
MCM 4 cyl. (153 cid)		1983 - 1989	6229718 - 0C853255	N.L.A.	(6)	N.L.A.
MCM 4 cyl. (181 cid)		1983 - 1989	6229718 - 0C853255	N.L.A.	(6)	N.L.A.
MCM 4 cyl. (181 cid)		1990 - 2016	0C856559 - 2A506300	(5)	N/A	N/A
MCM V-6 (229 cid)		1983 - 1984	6330183 - 6919655	93322A12(1)(2)	(6)	N.L.A.(3)
MCM V-6 (262 cid)		1985 - 1986	0A331455 - 0B527954	93322A12(1)(2)	(6)	N.L.A.(3)
MCM V-6 (262 cid)		1987 - 2001	0B527955 - 0M299999	93322A12(1)(2)(4)	(6)	N.L.A.(3)
MCM V-6 (262 cid)	Carb engines	2002	0M300000 - 0M614999	93322A12(7)	(6)	N.L.A.(3)
MCM V-6 (262 cid)	Carb engines with standard cooling	2002 - 2004	0M615000 - 0W309999	(5)	N/A	N/A
MCM V-6 (262 cid)	Carb engines with standard cooling	2004 - 2015	0W310000 - 2A454127	864908A 1(7)	(6)	866002A01(3)
MCM V-6 (262 cid)	Carb engines with closed cooling	2004	0W000000 - 0W309999	(5)	N/A	N/A
MCM V-6 (262 cid)	Carb engines with closed cooling	2004 - 2015	0W310000 - 2A454127	864908A 2(8)	(6)	866002A01(3)
MCM V-6 (262 cid)	MPI engines	2002	0M300000 - 0M614999	93322A10(7)	(6)	N.L.A.(3)
MCM V-6 (262 cid)	MPI engines with standard cooling	2002 - 2004	0M615000 - 0W309999	(5)	N/A	N/A
MCM V-6 (262 cid)	MPI engines with standard cooling	2004 - 2016	0W310000 - 2A506375	864908A 1(7)	32-865022A 1	866002A01(3)
MCM V-6 (262 cid)	MPI engines with closed cooling	2002 - 2004	0M615000 - 0W309999	(5)	N/A	N/A
MCM V-6 (262 cid)	MPI engines with closed cooling	2004 - 2016	0W310000 - 2A506375	864908A 2(7)	32-865998A01	866002A01(3)
MCM V-8 (305 & 350 cid)		1981 - 1984	5907058 - 0B525981	93322A12(1)(2)	(6)	N.L.A.(3)
MCM V-8 (305 & 350 cid)	Cast iron exhaust elbows	1985 - 2001	0B525982 - 0M299999	93322A12(1)(2)(7)	(6)	14801A 1(3)
MCM V-8 (305 & 350 cid)	Stainless steel exhaust elbows	1991 - 1997	0D445800 - 0K999999	807477A 5(1)(2)(7)	(6)	14801A 1(3)
MCM V-8 (305 & 350 cid)	Carb engines	2002	0M300000 - 0M599999	93322A12(7)	(6)	14801A 1(3)
MCM V-8 (305 & 350 cid)	Carb engines with standard cooling	2002	0M600000 - 0M614999	N.L.A.(7)	(6)	14801A 1(3)
MCM V-8 (305 & 350 cid)	Carb engines with standard cooling	2002 - 2004	0M615000 - 0W309999	864908A 1(7)	(6)	14801A 1(3)
MCM V-8 (305 & 350 cid)	Carb engines with standard cooling	2004 - 2009	0W310000 - 1A607561	864908A 1(7)	(6)	866005A01(3)
MCM V-8 (305 & 350 cid)	Carb engines with closed cooling	2002	0M600000 - 0M614999	N.L.A.(7)	32-865039A 1	14801A 1(3)
MCM V-8 (305 & 350 cid)	Carb engines with closed cooling	2002 - 2004	0M615000 - 0W309999	864908A 2(7)	32-865039A 1	14801A 1(3)
MCM V-8 (305 & 350 cid)	Carb engines with closed cooling	2004 - 2009	0W310000 - 1A607561	864908A 2(7)	32-865039A 1	866005A01(3)
MCM V-8 (305, 350 & 377 cid)	MPI engines	2002	0M300000 - 0M599999	93322A10(7)	(6)	14801A 1(3)
MCM V-8 (305, 350 & 377 cid)	MPI engines with standard cooling	2002	0M600000 - 0M614999	N.L.A.(7)	(6)	14801A 1(3)
MCM V-8 (305, 350 & 377 cid)	MPI engines w/ standard cooling (1 & 3 point drain)	2002 - 2004	0M615000 - 0W309999	864908A 1(7)	32-865033A 1	14801A 1(3)
MCM V-8 (305, 350 & 377 cid)	MPI engines w/ standard cooling (1 & 3 point drain)	2004 - 2015	0W310000 - 2A455872	864908A 1(7)	32-865033A 1	866005A01(3)
MCM V-8 (305, 350 & 377 cid)	MPI engines with standard cooling (7 point drain)	2002 - 2004	0M615000 - 0W309999	864908A 1(7)	(6)	14801A 1(3)
MCM V-8 (305, 350 & 377 cid)	MPI engines with standard cooling (7 point drain)	2004 - 2015	0W310000 - 2A455872	864908A 1(7)	(6)	866005A01(3)
MCM V-8 (305, 350 & 377 cid)	MPI engines with closed cooling	2002	0M600000 - 0M614999	N.L.A.(7)(8)	(6)	14801A 1(3)
MCM V-8 (305, 350 & 377 cid)	MPI engines with closed cooling	2002 - 2004	0M615000 - 0W309999	864908A 2(7)	32-865039A 1	14801A 1(3)
MCM V-8 (305, 350 & 377 cid)	MPI engines with closed cooling	2004 - 2015	0W310000 - 2A455872	864908A 2(7)	32-865039A 1	866005A01(3)
MCM V-8 (454 cid)	TR/TRS drive	1982 - 1989	6083145 and up	93322A12(1)(2)	(6)	N.L.A.
MCM V-8 (454 or 502 cid)	Cast iron exhaust elbows	1981 - 2002	5889914 and up	93322A12(1)(2)(7)	(6)	807963A 1(3)
MCM V-8 (454 or 502 cid)	Stainless steel exhaust elbows	1991 - 1997	0D445800 - 0K999999	807477A 5(1)(2)(7)	(6)	807963A 1(3)
MIE INBOARD MODELS						
MIE V-8 (305 & 350 cid)		1981 - 1988	5907058 - 0C396832	93322A12(1)(2)	(6)	(6)
MIE V-8 (350 cid)		1989 - 2001	0C396833 - 0M299999	93322A12(1)(2)	(6)	(6)
MIE V-8 (350 cid)	Carb engines	2002	0M300000 - 0M316999	93322A12	(6)	(6)
MIE V-8 (350 cid)	Carb engines with standard cooling	2002	0M317000 - 0M389999	N.L.A.	(6)	(6)
MIE V-8 (350 cid)	Carb engines with standard cooling (in-line)	2002 - 2010	0M390000 - 1A092388	864908A 1	(6)	(6)
MIE V-8 (350 cid)	Carb engines with standard cooling (V-drive)	2002 - 2010	0M390000 - 1A092388	864908A 1(7)	32-865043A 1	(6)

Engine Model	Model Note	Year Range	Serial # Range	6 in.(152 mm) Riser Kit	Hose Kit	Intermediate Elbow Kit
MIE V-8 (350 cid)	Carb engines with closed cooling	2002	0M317000 - 0M389999	N.L.A.(7)	32-865039A 1	(6)
MIE V-8 (350 cid)	Carb engines with closed cooling	2002 - 2010	0M390000 - 1A092388	864908A 2(7)	32-865039A 1	(6)
MIE V-8 (350 & 377 cid)	MPI engines	2002	0M300000 - 0M316999	93322A10	(6)	(6)
MIE V-8 (350 & 377 cid)	MPI engines with standard cooling	2002	0M317000 - 0M389999	N.L.A.	(6)	(6)
MIE V-8 (350 & 377 cid)	MPI engines with standard cooling (in-line)	2002 - 2015	0M390000 - 2A455523	864908A 1(7)	32-865035A 1	(6)
MIE V-8 (350 & 377 cid)	MPI engines with standard cooling (V-drive)	2002 - 2015	0M390000 - 2A455523	864908A 1(7)	N.L.A.	(6)
MIE V-8 (350 & 377 cid)	MPI engines with closed cooling	2002	0M317000 - 0M389999	N.L.A.(8)	(6)	(6)
MIE V-8 (350 & 377 cid)	MPI engines with closed cooling (in-line)	2002 - 2015	0M390000 - 2A455523	864908A 2(7)	32-865039A 1	(6)
MIE V-8 (350 & 377 cid)	MPI engines with closed cooling (V-drive)	2002 - 2015	0M390000 - 2A455523	864908A 2(7)	32-865041A 1	(6)
MIE TOW SPORTS MODELS						
MIE V-8 (454 or 502 cid)	Cast iron exhaust elbows	1981 - 2002	5889914 and up	93322A12(1)(2)	(6)	(6)
MIE V-8 (454 or 502 cid)	Stainless steel exhaust elbows	1991 - 1997	0D445800 - 0K999999	807477A 5(1)(2)	(6)	(6)
SKI V-8 (350 cid)		1985 - 1984	0A338553 - 0B525981	93322A12(1)(2)	(6)	(6)
SKI V-8 (350 & 377cid)		1985 - 2001	0B525982 - 0M299999	93322A12(1)(2)	(6)	(6)
SKI V-8 (350 cid)	Carb engines	2002	0M300000 - 0M316999	93322A12	(6)	(6)
SKI V-8 (350 cid)	Carb engines	2002 - 2011	0M317000 - 1A092837	(5)	N/A	N/A
SKI V-8 (350 & 377 cid)	MPI engines	2002	0M300000 - 0M316999	93322A10	(6)	(6)
SKI V-8 (350 & 377 cid)	MPI engines	2002 - 2015	0M317000 - 2A460138	(5)	N/A	N/A

- (1) If riser is going on a 1997 and older engine, that has the exhaust manifolds in the closed cooling system, also order 2 pcs. of 27-860231 separator gaskets to go between the manifold and risers.
- (2) If engine has a remote oil filter, an Oil Filter Hose Extension Kit or Oil Filter Bracket may be required.
- (3) Installation Kit is only required on sterndrive engines that have the exhaust going thru the propeller.
- (4) Will not fit MCM V-6 engines with the 1 pc exhaust manifold.
- (5) No kit available
- (6) Kit not required
- (7) Additional kit(s) listed are only required upon initial installation of a riser kit. If replacing existing risers, additional kit(s) listed are not required.
- (8) If engine had a Quicksilver cooled cooling kit installed, it will be necessary to order a warm riser kit, p/n 864908A 2, instead of the one listed. Warm risers will have the water hose fitting located on the upper part of the riser, close to the exhaust e

EXHAUST RISER KITS (GAS, SMALL BLOCK, EMISSIONS CONTROL)

Raises the height of the V-6 & V-8 small block EC engines exhaust system to prevent water from entering the engine through the exhaust system. Maximum height of 8 in.(203 mm). For MCM/MIE 8.1L & 8.2L EC engines see "Exhaust Elbow Riser Kits (8.1L) Emissions Control" section or "Exhaust Elbow Riser Kits (8.2L) Emissions Control" section.

RISER KIT



8M0153670

2 in. (51 mm) for Emissions Control exhaust manifolds.
 Fits 2008 and newer MCM/MIE/Ski V-6 (4.3L & 4.5L) & V-8 (305, 350 & 377 cid) EC engines. Also fits 4.5L V-6 & 6.2L (Mercury) non-EC engines.
 Note: This kit does NOT include elbow gaskets for FWC engines. The FWC elbow gaskets 27-8M2004606 will need to be ordered separately

RISER KIT



8M0153486

6 in. (152 mm) for Emissions Control exhaust manifolds.
 Fits 2008 and newer MCM/MIE/Ski V-6 (4.3L & 4.5L) & V-8 (305, 350 & 377 cid) EC engines. Also fits 4.5L V-6 & 6.2L (Mercury) non-EC engines.
 Note: This kit does NOT include elbow gaskets for FWC engines. The FWC elbow gaskets 27-8M2004606 will need to be ordered separately

8M0153486

6 in. (152 mm) for Emissions Control exhaust manifolds.
 Fits 2008 and newer MCM/MIE/Ski V-6 (4.3L & 4.5L) & V-8 (305, 350 & 377 cid) EC engines. Also fits 4.5L V-6 & 6.2L (Mercury) non-EC engines.
 Note: This kit does NOT include elbow gaskets for FWC engines. The FWC elbow gaskets 27-8M2004606 will need to be ordered separately

INTERMEDIATE ELBOW KIT



879288A35

Only required on sterndrive engines that have the exhaust going through the prop. Fits MCM V-6 (4.3L & 4.5L) & V-8 (305, 350 & 377 cid) EC engines with 2 in. (51 mm) risers. Also fits 4.5L V-6 & 6.2L (Mercury) non-EC engines.

INTERMEDIATE ELBOW KIT



879288A36

Only required on sterndrive engines that have the exhaust going through the prop. Fits MCM V-6 (4.3L & 4.5L) & V-8 (305, 350 & 377 cid) EC engines with 4 in. (102 mm) risers. Also fits 4.5L V-6 & 6.2L (Mercury) non-EC engines.

INTERMEDIATE ELBOW KIT



879288A37

Only required on sterndrive engines that have the exhaust going through the prop. Fits MCM V-6 (4.3L & 4.5L) & V-8 (305, 350 & 377 cid) EC engines with 6 in. (152 mm) risers. Also fits 4.5L V-6 & 6.2L (Mercury) non-EC engines.

INTERMEDIATE ELBOW KIT



879288A38

Only required on sterndrive engines that have the exhaust going through the prop. Fits MCM V-8 (305, 350 & 377 cid) EC engines with 8 in. (203 mm) risers.

HOSE KIT



32 8M0051174

Supplemental hose kit required for closed cooling engines. Fits 2011-2016 MCM 4.3L MPI EC engines w/ 2 in. (51 mm) risers

HOSE KIT



32 8M0051175

Supplemental hose kit required for closed cooling engines. Fits 2011-2016 MCM 4.3L MPI EC engines w/ 4 in. (102 mm) risers

HOSE KIT



32 8M0051176

Supplemental hose kit required for closed cooling engines. Fits 2011-2016 MCM 4.3L MPI EC engines w/ 6 in. (152 mm) risers

HOSE KIT



8M0096701

Supplemental hose kit required for standard cooling engines. Fits 2014 & newer MCM 4.5L V6 EC & non-EC engines w/ 6 in. (152 mm) risers

HOSE KIT



8M0089504

Supplemental hose kit required for closed cooling engines.
Fits 2014 & newer MCM 4.5L V6 EC & non-EC engines w/ 6 in.(152 mm) risers

EXHAUST ELBOW RISER KITS (8.1L) EMISSIONS CONTROL

Raises the height of the engines exhaust system to prevent water from entering the engine through the exhaust system. Maximum height of 8 in.(203 mm) available. For use on MCM/MIE 8.1L Emissions Control engines only.

EXHAUST ELBOW KIT



8M0062051

This elbow is 2 in.(51 mm) higher than the standard elbow.
Fits MCM/MIE 8.2L EC engines with three catalyst exhaust manifolds (s/n 1A350802-2A041664)

EXHAUST ELBOW KIT



8M0062052

This elbow is 4 in.(102 mm) higher than the standard elbow.
Fits MIE 8.2L EC engines with three catalyst exhaust manifolds (s/n 1A350802-2A041664)

EXHAUST ELBOW KIT



8M0062053

This elbow is 6 in.(152 mm) higher than the standard elbow.
Fits MIE 8.2L EC engines with three catalyst exhaust manifolds (s/n 1A350802-2A041664)

EXHAUST ELBOW KIT



879288T84

Design II
This elbow is 8 in.(203 mm) higher than the standard elbow.
Fits MCM 8.2L EC engines with three catalyst exhaust manifolds (s/n 1A350340-2A41664); also fits MCM/MIE 8.1L EC engines

EXHAUST "Y" PIPE KIT



98-8M0117125

Used to convert MCM 8.1L & 8.2L engines with thru transom exhaust to thru prop exhaust.
Also requires the use of intermediate elbow kit in conjunction with this "Y" Pipe Kit. For 8.1L & 8.2L non-Emissions Control engines, use 44267A02 or A03. For 8.1L Emissions Control engines, use 44267A04, A05, A06, A07 or A08. For 8.2L Emissions Control engines with three catalyst exhaust manifolds, use 879288A12, A13, A14, A15 or A16.
Fits all MCM 8.1L & 8.2L sterndrive engines, except 2012 & newer 8.2L EC engines with single catalyst exhaust manifolds.

MERCUISER

INTERMEDIATE ELBOW KIT



44267A04

Used in conjunction with Exhaust "Y" Pipe kit 8M0117125 to convert engine to thru prop exhaust.

Fits MCM 8.1L EC engines with standard 0" risers.

INTERMEDIATE ELBOW KIT



44267A05

Used in conjunction with Exhaust "Y" Pipe kit 8M0117125 to convert engine to thru prop exhaust.

Fits MCM 8.1L EC engines with 2 in. (51 mm) risers.

INTERMEDIATE ELBOW KIT



44267A06

Used in conjunction with Exhaust "Y" Pipe kit 8M0117125 to convert engine to thru prop exhaust.

Fits MCM 8.1L EC engines with 4 in. (102 mm) risers.

INTERMEDIATE ELBOW KIT



44267A07

Used in conjunction with Exhaust "Y" Pipe kit 8M0117125 to convert engine to thru prop exhaust.

Fits MCM 8.1L EC engines with 6 in. (152 mm) risers.

INTERMEDIATE ELBOW KIT



44267A08

Used in conjunction with Exhaust "Y" Pipe kit 8M0117125 to convert engine to thru prop exhaust.

Fits MCM 8.1L EC engines with 8 in. (203 mm) risers.

EXHAUST ELBOW RISER KITS (8.2L) EMISSIONS CONTROL

Raises the height of the engines exhaust system to prevent water from entering the engine through the exhaust system. Maximum height of 8 in.(203 mm) available. For use on MCM/MIE 8.2L Emissions Control engines only.

EXHAUST ELBOW KIT



8M005754

2 in.(51 mm) riser height

Fits 2012 & newer MCM/MIE 8.2L Emissions Control engines with single catalyst exhaust manifolds (s/n 2A041665 and up)

EXHAUST ELBOW KIT



8M005755

4 in.(102 mm) riser height

Fits 2012 & newer MCM/MIE 8.2L Emissions Control engines with single catalyst exhaust manifolds (s/n 2A041665 and up)

EXHAUST ELBOW KIT



8M0057576

6 in. (152 mm) rider height
Fits 2012 & newer MCM/MIE 8.2L Emissions Control engines with single catalyst exhaust manifolds (s/n 2A041665 and up)

INTERMEDIATE ELBOW KIT



8M0095832

Required when changing exhaust elbow height to 2 in. (51 mm) risers.
Fits 2012 & newer MCM 8.2L EC engines with single catalyst exhaust manifolds and 2 in. (51 mm) risers (s/n 2A041665 and up)

INTERMEDIATE ELBOW KIT



8M0095833

Required when changing exhaust elbow height to 4 in. (102 mm) risers.
Fits 2012 & newer MCM 8.2L EC engines with single catalyst exhaust manifolds and 4 in. (102 mm) risers (s/n 2A041665 and up)

INTERMEDIATE ELBOW KIT



8M0095834

Required when changing exhaust elbow height to 6 in. (152 mm) risers.
Fits 2012 & newer MCM 8.2L EC engines with single catalyst exhaust manifolds and 6 in. (152 mm) risers (s/n 2A041665 and up)

EXHAUST ELBOW KIT



8M0062051

This elbow is 2 in. (51 mm) higher than the standard elbow.
Fits MCM/MIE 8.2L EC engines with three catalyst exhaust manifolds (s/n 1A350802-2A041664)

EXHAUST ELBOW KIT



8M0062052

This elbow is 4 in. (102 mm) higher than the standard elbow.
Fits MIE 8.2L EC engines with three catalyst exhaust manifolds (s/n 1A350802-2A041664)

EXHAUST ELBOW KIT



8M0062053

This elbow is 6 in. (152 mm) higher than the standard elbow.
Fits MIE 8.2L EC engines with three catalyst exhaust manifolds (s/n 1A350802-2A041664)

EXHAUST ELBOW KIT



879288T84

Design II
This elbow is 8 in. (203 mm) higher than the standard elbow.
Fits MCM 8.2L EC engines with three catalyst exhaust manifolds (s/n 1A350340-2A41664); also fits MCM/MIE 8.1L EC engines

EXHAUST ELBOW KIT



8M0062051

This elbow is 2 in.(51 mm) higher than the standard elbow.
Fits MCM/MIE 8.2L EC engines with three catalyst exhaust manifolds (s/n 1A350802-2A041664)

EXHAUST ELBOW KIT



8M0062052

This elbow is 4 in.(102 mm) higher than the standard elbow.
Fits MIE 8.2L EC engines with three catalyst exhaust manifolds (s/n 1A350802-2A041664)

EXHAUST ELBOW KIT



8M0062053

This elbow is 6 in.(152 mm) higher than the standard elbow.
Fits MIE 8.2L EC engines with three catalyst exhaust manifolds (s/n 1A350802-2A041664)

EXHAUST ELBOW KIT



8M0062054

This elbow is 8 in.(203 mm) higher than the standard elbow.
Fits MIE 8.2L EC engines with three catalyst exhaust manifolds (s/n 1A350802-2A041664)

INTERMEDIATE ELBOW KIT



879288A13

Used in conjunction with Exhaust "Y" Pipe Kit 8M0117125 to convert engine to thru prop exhaust.
Fits 2010-2012 MCM 8.2L EC engines with three catalyst exhaust manifolds and 2 in. (51 mm) risers (s/n 2A041664 and below)

INTERMEDIATE ELBOW KIT



879288A14

Used in conjunction with Exhaust "Y" Pipe Kit 8M0117125 to convert engine to thru prop exhaust.
Fits 2010-2012 MCM 8.2L EC engines with three catalyst exhaust manifolds and 4 in. (102 mm) risers (s/n 2A041664 and below)

INTERMEDIATE ELBOW KIT



879288A15

Used in conjunction with Exhaust "Y" Pipe Kit 8M0117125 to convert engine to thru prop exhaust.
Fits 2010-2012 MCM 8.2L EC engines with three catalyst exhaust manifolds and 6 in. (152 mm) risers (s/n 2A041664 and below)

EXHAUST "Y" PIPE KIT



98-8M0117125

Used to convert MCM 8.1L & 8.2L engines with thru transom exhaust to thru prop exhaust.

Also requires the use of intermediate elbow kit in conjunction with this "Y" Pipe Kit. For 8.1L & 8.2L non-Emissions Control engines, use 44267A02 or A03. For 8.1L Emissions Control engines, use 44267A04, A05, A06, A07 or A08. For 8.2L Emissions Control engines with three catalyst exhaust manifolds, use 879288A12, A13, A14, A15 or A16.

Fits all MCM 8.1L & 8.2L sterndrive engines, except 2012 & newer 8.2L EC engines with single catalyst exhaust manifolds.

EXHAUST RISER CHART - GAS, EMISSIONS CONTROL ENGINES

Exhaust Risers (Gas, Emissions Control engines)

Engine Model	Model Note	Year Range	Serial # Range	Riser Kit	Riser Height	Intermediate Elbow Kit	Hose Kit
MCM 4.3 EC	MPI engines	2011 - 2016	1A637496 - 2A528897	8M0153670(7)	2 in. (51 mm)	879288A35(1)	32-8M0051174(4)
MCM 4.3L EC	MPI engines	2011 - 2016	1A637496 - 2A528897	8M0153671(7)	4 in. (102 mm)	879288A36(1)	32-8M0051175(4)
MCM 4.3L EC	MPI engines	2011 - 2016	1A637496 - 2A528897	8M0153486(7)	6 in. (152 mm)	879288A37(1)	32-8M0051176(4)
MCM 4.5L MPI	EC & Non-EC	2014 - 2019	2A441953 and up	8M0153670(7)	2 in. (51 mm)	879288A35(1)	N/A
MCM 4.5L MPI	EC & Non-EC	2014 - 2019	2A441953 and up	8M0153671(7)	4 in. (102 mm)	879288A36(1)	N/A
MCM 4.5L MPI	EC & Non-EC w/ standard cooling	2014 - 2019	2A441953 and up	8M0153486(7)	6 in. (152 mm)	879288A37(1)	8M0096701(5)
MCM 4.5L MPI	EC & Non-EC w/ closed cooling	2014 - 2019	2A441953 and up	8M0153486(7)	6 in. (152 mm)	879288A37(1)	8M0089504(6)
MCM/MIE V-8 (305, 350 & 377 cid)	MPI engines	2008 - 2015	1A300000 - 2A455878	8M0153670(7)	2 in. (51 mm)	879288A35(1)	N/A
MCM/MIE V-8 (305, 350 & 377 cid)	MPI engines	2008 - 2015	1A300000 - 2A455878	8M0153671(7)	4 in. (102 mm)	879288A36(1)	N/A
MCM/MIE V-8 (305, 350 & 377 cid)	MPI engines	2008 - 2015	1A300000 - 2A455878	8M0153486(2)(3)(7)	6 in. (152 mm)	879288A37(1)	N/A
MCM/MIE V-8 (305, 350 & 377 cid)	MPI engines	2008 - 2015	1A300000 - 2A455878	N.L.A.(2)(3)	8 in. (203 mm)	879288A38(1)	N/A
MCM/MIE/Tow Sports 6.2L MPI	EC & Non-EC	2015 - 2019	2A456613 and up	8M0153670(7)	2 in. (51 mm)	879288A35(1)	N/A
MCM/MIE/Tow Sports 6.2L MPI	EC & Non-EC	2015 - 2019	2A456613 and up	8M0153671(7)	4 in. (102 mm)	879288A36(1)	N/A
MCM/MIE/Tow Sports 6.2L MPI	EC & Non-EC	2015 - 2019	2A456613 and up	8M0153486(7)	6 in. (152 mm)	879288A37(1)	N/A
MIE Tow Sports V-8 (350 & 377 cid)	MPI engines with standard cooling	2008 - 2015	1A090000 - 2A460148	8M0153670	2 in. (51 mm)	N/A	N/A
MCM/MIE V-8 (496 cid)	MPI engines	2008 - 2010	1A066166 - 1A380251	8M0062051	2 in. (52 mm)	44267A05(1)	N/A
MCM/MIE V-8 (496 cid)	MPI engines	2008 - 2010	1A066166 - 1A380251	8M0062052	4 in. (102 mm)	44267A06(1)	N/A
MCM/MIE V-8 (496 cid)	MPI engines	2008 - 2010	1A066166 - 1A380251	879288T83	6 in. (152 mm)	44267A07(1)	N/A
MCM/MIE V-8 (496 cid)	MPI engines	2008 - 2010	1A066166 - 1A380251	879288T84	8 in. (203 mm)	44267A08(1)	N/A
MCM/MIE V-8 (502 cid)	MPI engines with 3 catalyst exhaust manifolds	2010 - 2012	1A350340 - 2A041664	8M0062051	2 in. (52 mm)	879288A13(1)	N/A
MCM/MIE V-8 (502 cid)	MPI engines with 3 catalyst exhaust manifolds	2010 - 2012	1A350340 - 2A041664	8M0062052	4 in. (102 mm)	879288A14(1)	N/A
MCM/MIE V-8 (502 cid)	MPI engines with 3 catalyst exhaust manifolds	2010 - 2012	1A350340 - 2A041664	879288T83	6 in. (152 mm)	879288A15(1)	N/A
MCM/MIE V-8 (502 cid)	MPI engines with 3 catalyst exhaust manifolds	2010 - 2012	1A350340 - 2A041664	879288T84	8 in. (203 mm)	N.L.A.(1)	N/A
MCM/MIE V-8 (502 cid)	MPI engines with single catalyst exhaust manifolds	2012 - 2019	2A041665 and up	8M0057574	2 in. (52 mm)	8M0095832(1)	N/A
MCM/MIE V-8 (502 cid)	MPI engines with single catalyst exhaust manifolds	2012 - 2019	2A041665 and up	8M0057575	4 in. (102 mm)	8M0095833(1)	N/A

Not all parts listed are available for the European, C.I.S., Africa and Middle East Markets. For more information, please contact your local Mercury, Mariner, MerCruiser or Quicksilver Office.



MERCUISER

Engine Model	Model Note	Year Range	Serial # Range	Riser Kit	Riser Height	Intermediate Elbow Kit	Hose Kit
MCM/MIE V-8 (502 cid)	MPI engines with single catalyst exhaust manifolds	2012 - 2019	2A041665 and up	8M0057576	6 in. (152 mm)	8M0095834(1)	N/A

- (1) Only required on sterndrive engines that have the exhaust going thru the prop.
- (2) Order Poppet Valve Kit 879288A26 if converting a closed cooled MCM engine having 0 in., 2 in. or 4 in. risers.
- (3) Order Poppet Valve Kit 879288A27 if converting a closed cooled MIE engine having 0 in., 2 in. or 4 in. risers.
- (4) Hose kit required only if closed cooled engine
- (5) Use on standard cooling engines
- (6) Use on closed cooling engines
- (7) Order FWC elbow gaskets 27-8M2004606 separately if installing on a closed cooled MCM/MIE engine

EXHAUST MANIFOLD FITTINGS

EXHAUST MANIFOLD DRAIN ELBOW



22-862210A01

Stainless steel with drain
Fits MCM/MIE V-6 & V-8 engines with center rise exhaust manifolds.

EXHAUST MANIFOLD ELBOW



22-36305T

Brass material without drain
Use on big block V-8 engines that have the exhaust manifolds in the closed cooling system.

CARBURETOR WEDGE KIT

CARBURETOR WEDGE KIT



879288T62

Helps eliminate carburetor lean out condition in extremely hard right turns.
Fits MCM 3.0L engines (1998-2016)

COOL FUEL RELOCATION KITS

These kits are for engines that need the cool fuel system relocated to the front of the engine due to interference with engine plate mounts or other components.

COOL FUEL RELOCATION KIT



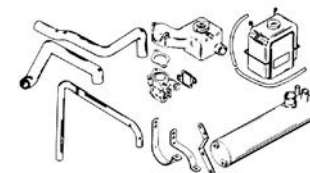
861637A 2

For 1998-2001 MCM 454/502 MPI engines with MEFI 3 ignition (s/n OL085400-0M024999).

CLOSED COOLING KITS

Some engine models will require a closed cooling kit, a belt kit, and a seawater pump kit. Other models will not require all these kits. A note indicates that there might be a different kit that is required to make the kits fit the engine on which the closed cooling is being installed. N/A = Not Applicable.

CLOSED COOLING KIT



61086A11

Side mounted kit.
This kit fits front mount engines only.
Fits MCM 120, 140, 2.5L & 3.0L/LX (1983-2016)

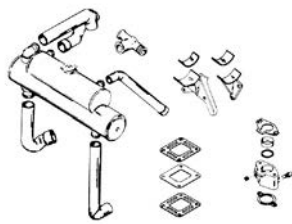
CLOSED COOLING KIT



879288A02

Side mounted kit.
This kit fits front mount engines only.
Fits 2008-2016 MCM 3.0 MPI Emissions Control engine.

CLOSED COOLING KIT



860427A 4

Front mounted kit.
Fits MCM V-6 & V-8 (350 cid) engines w/ serpentine belt.

864920A02

Front mounted kit. Full closed system which also protects the dry joint exhaust manifolds from corrosion.
Fits 2002-2016 MCM V-6 & V-8 (305, 350 & 377) MPI engines (s/n 0M600000 thru 2A506375).
Fits 2002-2015 MIE V-8 (350 cid) MPI engines (s/n 0M317000 thru 2A455523).
See application chart.

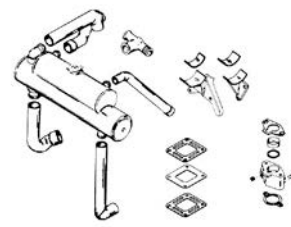
CLOSED COOLING KIT



98-8M0118064

Front mounted kit.
Fits 2005-2015 MCM V-6 TKS engines (s/n 0W310000 thru 2A454127). See application chart.

CLOSED COOLING KIT



8M0051178

Front mounted kit. Full closed system which also protects the dry joint exhaust manifolds from corrosion.
Fits 2011-2016 MCM 4.3L MPI Emissions Control engines.

CLOSED COOLING KIT



8M0119309

Front mounted kit. Full closed system which also protects the exhaust manifolds from corrosion.
Fits 2014 & newer MCM 4.5L MPI engines (s/n 2A441953 & up)

CLOSED COOLING KIT



98-8M0112577

Front mounted kit. Full closed system which also protects the exhaust manifolds from corrosion.
Fits 2015-2016 MCM 6.2L Bravo (s/n 2A456613-2A530775) & TowSport 6.2L (s/n 2A456613-2A530773). NOTE: If installing on 6.2L TowSport V-drive models with the exhaust elbow outlets pointing to the front of the engine, this kit can only be used on DTS models only.

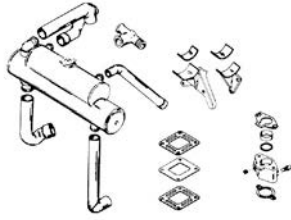
CLOSED COOLING KIT

Image not Available.

98-8M0123588

Front mounted kit. Full closed system which also protects the exhaust manifolds from corrosion.
Fits 2016 & newer MCM 6.2L Bravo (s/n 2A530776 & up) & TowSport 6.2L (s/n 2A530774 & up). NOTE: If installing on 6.2L TowSport V-drive models with the exhaust elbow outlets pointing to the front of the engine, this kit can only be used on DTS models only.

CLOSED COOLING KIT



860427A 5

Front mounted kit.

Fits 1997-1999 MCM V-8 (305 & 350 cid) engines (s/n 0K001501-0L618999).
Fits 1997-2001 MIE & Tow Sports V-8 (350 & 377 cid) Gen+ engines (s/n 0K040006-0M299999)

Fits 2001-2002 MIE & Tow Sports V-8 (350 cid) carb engines (s/n 0M300000-0M316999). See application chart.

860427A 7

Front mounted kit.

Fits 1999-2001 MCM V-8 (305, 350 & 377 cid) engines (s/n 0L619000-0M299999).
Fits 2001-2002 MCM V-8 (305, 350 & 377 cid) Carb engines (s/n 0M300000-0M590000). See application chart.

CLOSED COOLING KIT

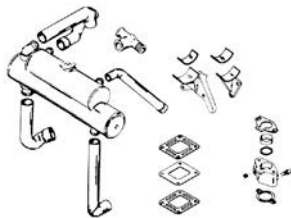


879288A39

Front mounted kit. Full closed system which also protects the dry joint exhaust manifolds from corrosion.

Fits 2008-2016 MCM/MIE V-8 (305, 350 & 377) MPI Emissions Control engines.

CLOSED COOLING KIT



807639A 3

Front mounted kit.

Fits 1996-2001 MCM & MIE V-8 (454 & 502 cid) engines. See application chart.

SERPENTINE BELT & PULLEY KIT



889432A 1

Fits 2002-2003 MCM V-6 & V-8 (305 & 350 cid) Alpha engines with standard cooling that the power steering pump is being removed (s/n 0M343008-0M999999).

SERPENTINE BELT & PULLEY KIT



889433A 1

Fits 2002-2003 MCM V-6 & V-8 (305, 350 & 377 cid) Alpha engines with closed cooling and Bravo engines that the power steering pump is being removed (s/n 0M343008-0M999999).

SERPENTINE BELT KIT



807901T 6

Fits MCM 4.3L Alpha. See application chart for specific engine models.

SERPENTINE BELT KIT




807901A 5

Fits MCM 4.3L Bravo; 5.0L & 5.7L Alpha/Bravo. See application chart for specific engine models.

807901A 3

For dual engine applications where power steering pump is being removed.
Fits MCM V-6 & V-8 (305 & 350 cid) Bravo engines with standard cooling. Also fits MCM 4.3L Bravo; 5.0L & 5.7L Alpha/Bravo with closed cooling. See application chart for specific engine models.

SERPENTINE BELT



57-865615Q03

2704 mm length
Fits 2001-2016 MCM V-6 & V-8 (305 & 350 cid) Alpha engines with closed cooling and Bravo engines with standard cooling (s/n 0M320025 thru 2A455872)

57-865615Q09

1780 mm length
Fits 1999-2001 MCM V-6 & V-8 (305 & 350 cid) Alpha engines with high mounted alternator (s/n 0L619000-0M320024)

57-865615Q08

2535 mm length
Fits 1999-2002 MCM V-6 & V-8 (305, 350 & 377 cid) Bravo engines with high mounted alternator that the power steering pump is being removed (s/n 0L619000-0M343007).

57-865615Q07

2467 mm length
Fits 1998-2001 MCM V-8 (454 & 502 cid) Bravo engines with serpentine belt that the power steering pump is being removed.

SEAWATER PUMP KIT



46-8M0137212

Fits MCM 4.3L EC Alpha engines. Used in conjunction with closed cooling kit. See closed cooling kit application chart.

SEAWATER PUMP KIT



98-8M0122666

Fits 2016 & newer MCM 4.5L MPI engines (s/n 2A441953 & up). Used in conjunction with Closed Cooling Kit

REAR COVER ASSEMBLY



863674A05

Brass housing with stainless steel wear plate
Fits current small block brass seawater pump w/ air fittings

SEAWATER PUMP KIT



46-807151A 5

Fits MCM V-8 (305 & 350 cid) Alpha engines. See application chart.

SEAWATER PUMP KIT



46-807151A25

Fits 1999-2001 MCM V-8 (305 & 350 cid) Alpha engines (s/n 0L619000-0M299999). See application chart.

SEAWATER PUMP KIT



46-8M0139983

Fits 2001-2016 MCM V-6 & V-8 (305 & 350 cid) Alpha engines (s/n 0M300000 thru 2A506375). Use only in conjunction with closed cooling kit. See closed cooling application chart.

HOSE EXTENDER KIT



860315A 1

Required if seawater hose is routed across the intake manifold.
Fits MCM 4.3L Alpha/Bravo & 5.0L Alpha. See application chart.

FUEL LINE KIT



32-861070T

Fits MCM 5.7L Alpha/Bravo. See application chart.

HOSE KIT



98-8M0112578

Supplemental hose kit used in conjunction with main closed cooling kit 8M0112577.
Fits 2015-2016 MCM 6.2L Bravo (s/n 2A456613-2A530775)

HOSE KIT



98-8M0123590

Supplemental hose kit used in conjunction with main closed cooling kit 8M0123588.
Fits 2016 & newer MCM 6.2L Bravo (s/n 2A530776 & up)

HOSE KIT



98-8M0112579

Supplemental hose kit used in conjunction with main closed cooling kit 8M0112577.
Fits 2015-2016 TowSport 6.2L in-line engines (s/n 2A456613-2A530773)

HOSE KIT



98-8M0123592

Supplemental hose kit used in conjunction with main closed cooling kit 8M0123588.
Fits 2016 & newer TowSport 6.2L in-line engines (s/n 2A530774 & up)

HOSE KIT



98-8M0112580

Supplemental hose kit used in conjunction with main closed cooling kit 8M0112577.
Fits 2015-2016 TowSport 6.2L V-drive engines (s/n 2A456613-2A530773).

HOSE KIT



98-8M0123593

Supplemental hose kit used in conjunction with main closed cooling kit 8M0123588.
Fits 2016 & newer TowSport 6.2L V-drive engines (s/n 2A530774 & up).

HOSE KIT



32-879172A16

Supplemental hose kit used in conjunction with main closed cooling kit 879288A39. Fits 2008-2016 MCM & MIE in-line V-8 (305, 350 & 377 cid) MPI Emissions Control engines

HOSE KIT



32-879172A17

Supplemental hose kit used in conjunction with main closed cooling kit 879288A39. Fits 2008-2016 MIE V-drive V-8 (305, 350 & 377 cid) MPI Emissions Control engines

HOSE KIT



32-865039A02

Supplemental hose kit used in conjunction with main closed cooling kit 879288A39. Fits 2008-2011 MCM Axius V-8 (305, 350 & 377 cid) MPI Emissions Control engines

RISER HOSE KIT



32-865039A 1

Used in conjunction with 4.7 in. (119 mm) & 6 in. (152 mm) exhaust risers & CLOSED COOLING
Fits 2002-2016 MCM V-8 (305, 350 & 377 cid) MPI engines (s/n 0M615000 and up) & MIE V-8 (350 & 377 cid) MPI engines with in-line transmission (s/n 0M390000 and up).

RISER HOSE KIT



32-865090A01

Fits MCM V-6 MPI engines (s/n 0M600000 thru 2A506375).

RISER HOSE KIT



32-865998A01

Used in conjunction with 4.7 in. (119 mm) & 6 in. (152 mm) exhaust risers & CLOSED COOLING
Fits 2004-2016 MCM 4.3L MPI engines (s/n 0W310000 thru 2A506375).

RISER HOSE KIT



32-8M0082066

Used in conjunction with 4.7 in. (119 mm) & 6 in. (152 mm) exhaust risers & CLOSED COOLING
Fits 2005-2015 MCM 4.3L TKS engines (s/n 0W310000 thru 2A454127).

HOSE KIT



32-8M0051174

Supplemental hose kit required for closed cooling engines.
Fits 2011-2016 MCM 4.3L MPI EC engines w/ 2 in.(51 mm) risers

MERCURISER

HOSE KIT



32-8M0051175

Supplemental hose kit required for closed cooling engines.
Fits 2011-2016 MCM 4.3L MPI EC engines w/ 4 in.(102 mm) risers

BLOCK OFF KIT



8M0095447

Fits MCM 4.5L Alpha engines. Used in conjunction with Closed Cooling Kit p/n 8M0119309

HOSE KIT



32-8M0051176

Supplemental hose kit required for closed cooling engines.
Fits 2011-2016 MCM 4.3L MPI EC engines w/ 6 in.(152 mm) risers

BRACKET



865188T01

Replacement bracket required for specific engine applications when adding closed cooling.
Fits MCM V-8 (305, 350 & 377 cid) MPI engines (s/n 0M600000-0M616622).

CLOSED COOLING KIT CHART (DRY JOINT EXHAUST)

When adding a closed cooling kit to an engine with 6 in. (152 mm) cold exhaust risers, it will be necessary to replace the exhaust risers with 6 in. (152 mm) warm exhaust risers (p/n 864908A 2). The difference between cold & warm exhaust risers can be identified by the location of the riser hose fitting. Cold exhaust risers will have the hose fitting toward the lower part of the exhaust riser close to the exhaust manifold. Warm exhaust risers will have the hose fitting toward the upper part of the exhaust riser close to the exhaust elbow.

Closed Cooling Kits (2002 and newer)

Engine Model	Year Range	Serial # Range	Closed Cooling Kit	Seawater Pump Kit	ECM	Hose Kit
MERCURISER STERNDRIVE MODELS (MCM)						
MCM 3.0L	2002 - 2016	0M087452 - 2A506300	61086A11(2)	N/A	N/A	N/A
MCM 3.0L MPI EC	2008 - 2011	1A072812 - 1A648622	879288A02	N/A	8M0049841(4)	N/A
MCM 3.0L MPI EC	2011 - 2016	1A648623 - 2A502810	879288A02	N/A	78-8M0059346(4)	N/A

Engine Model	Year Range	Serial # Range	Closed Cooling Kit	Seawater Pump Kit	ECM	Hose Kit
MCM 4.3L	2002 - 2005	0M600000 - 0W309999	(1)	N/A	N/A	N/A
MCM 4.3L	2005 - 2015	0W310000 - 2A454127	98-8M0118064	N/A	N/A	32-8M0082066(18)
MCM 4.3L MPI Alpha	2002 - 2006	0M600000 - 0W649999	864920A02(5)(7)(16)	46-8M0139983(6)	865831T07(4)	32-865090A01(11)
MCM 4.3L MPI Alpha	2006 - 2007	0W650000 - 1A063239	864920A02(5)(16)	46-8M0139983(6)	865831T06(4)	32-865090A01(11)
MCM 4.3L MPI Alpha	2007 - 2008	1A063240 - 1A343327	864920A02(5)(16)	46-8M0139983(6)	865831T08(4)	32-865090A01(11)
MCM 4.3L MPI Alpha	2009 - 2016	1A343328 - 2A506375	864920A02(5)(16)	46-8M0139983(6)	8M0064760(4)	32-865090A01(11)
MCM 4.3L 180 MPI Alpha	2015 - 2016	2A457710 - 2A506375	(1)	N/A	N/A	N/A
MCM 4.3L MPI Alpha EC(12)	2011 - 2011	1A634796 - 1A648622	8M0051178(5)(13)	46-8M0137212(6)	8M0054004(4)	(15)
MCM 4.3L MPI Alpha EC(12)	2011 - 2016	1A648623 - 2A528897	8M0051178(5)(13)	46-8M0137212(6)	78-8M0059348(4)	(15)
MCM 4.3L 180 MPI Alpha EC(12)	2015 - 2016	2A457710 - 2A528897	(1)	N/A	N/A	N/A
MCM 4.3L MPI Bravo	2002 - 2004	0M600000 - 0W029410	864920A02(5)(9)	N/A	865001T02(4)	32-865090A01(11)
MCM 4.3L MPI Bravo	2004 - 2006	0W029411 - 0W649999	864920A02(5)(9)	N/A	865833T06(4)	32-865090A01(11)
MCM 4.3L MPI Bravo	2006 - 2007	0W650000 - 1A063239	864920A02(5)(9)	N/A	865833T05(4)	32-865090A01(11)
MCM 4.3L MPI Bravo	2007 - 2008	1A063240 - 1A343327	864920A02(5)(9)	N/A	865833T07(4)	32-865090A01(11)
MCM 4.3L MPI Bravo	2009 - 2016	1A343328 - 2A506375	864920A02(5)(9)	N/A	8M0064759(4)	32-865090A01(11)
MCM 4.3L MPI Bravo EC(12)	2011 - 2011	1A637496 - 1A648622	8M0051178(5)	863674A05(17)	8M0054006(4)	(15)
MCM 4.3L MPI Bravo EC(12)	2011 - 2016	1A648623 - 2A528897	8M0051178(5)	863674A05(17)	78-8M0059350(4)	(15)
MCM 4.5L MPI Alpha	2014 - 2016	2A441953 - 2A530777	8M0119309(5)	98-8M0122666(6)(19)	N/A	N/A
MCM 4.5L MPI Alpha	2016 - 2019	2A530778 and up	8M0119309(5)	98-8M0122666(6)(19)	N/A	N/A
MCM 4.5L MPI Bravo	2014 - 2016	2A441953 - 2A530777	8M0119309	N/A	N/A	N/A
MCM 4.5L MPI Bravo	2016 - 2019	2A530778 and up	8M0119309	N/A	N/A	N/A
MCM 5.0L Alpha	2002 - 2009	0M600000 - 1A607561	N.L.A.(5)	46-8M0139983(6)	N/A	32-865039A 1(8)
MCM 5.0L Bravo	2002 - 2009	0M600000 - 1A607561	N.L.A.(5)(9)	N/A	N/A	32-865039A 1(8)
MCM 5.0L MPI Alpha	2002 - 2004	0M600000 - 0W029410	864920A02(5)(7)	46-8M0139983(6)	865835T03(4)	32-865039A 1(8)
MCM 5.0L MPI Alpha	2004	0W029411 - 0W309999	864920A02(5)	46-8M0139983(6)	865835T03(4)	32-865039A 1(8)
MCM 5.0L MPI Alpha	2004 - 2006	0W310000 - 0W649999	864920A02(5)	46-8M0139983(6)	866190T06(4)	32-865039A 1(8)
MCM 5.0L MPI Alpha	2006 - 2008	0W650000 - 1A343327	864920A02(5)	46-8M0139983(6)	866190T07(4)	32-865039A 1(8)
MCM 5.0L MPI Alpha	2009 - 2014	1A343328 - 2A445009	864920A02(5)	46-8M0139983(6)	879194T83(4)	32-865039A 1(8)
MCM 5.0L MPI Alpha EC(12)	2008 - 2011	1A300000 - 1A648622	879288A39(5)	46-8M0139983(6)	8M0071875(4)	32-879172A16
MCM 5.0L MPI Alpha EC(12)	2011 - 2014	1A648623 - 2A444777	879288A39(5)	46-8M0139983(6)	78-8M0059352(4)	32-879172A16
MCM 5.0L MPI Bravo	2002 - 2004	0M600000 - 0W029410	864920A02(5)(7)(9)	N/A	865003T03(4)	32-865039A 1(8)
MCM 5.0L MPI Bravo	2004	0W029411 - 0W309999	864920A02(5)(9)	N/A	865837T02(4)	32-865039A 1(8)
MCM 5.0L MPI Bravo	2004 - 2006	0W310000 - 0W649999	864920A02(5)(9)	N/A	866192T06(4)	32-865039A 1(8)
MCM 5.0L MPI Bravo	2006 - 2008	0W650000 - 1A343327	864920A02(5)(9)	N/A	866192T05(4)	32-865039A 1(8)
MCM 5.0L MPI Bravo	2009 - 2014	1A343328 - 2A445009	864920A02(5)(9)	N/A	879194T85(4)	32-865039A 1(8)
MCM 5.0L MPI Bravo EC(12)	2008 - 2011	1A300000 - 1A648622	879288A39(5)(9)	N/A	8M0071877(4)	32-879172A16
MCM 5.0L MPI Bravo EC(12)	2011 - 2014	1A648623 - 2A444777	879288A39(5)(9)	N/A	78-8M0059354(4)	32-879172A16
MCM 5.0L MPI Bravo DTS	2004 - 2008	0W310000 - 1A343327	864920A02(5)(9)	N/A	866237T04(4)	32-865039A 1(8)
MCM 5.0L MPI Bravo DTS	2009 - 2014	1A343328 - 2A445009	864920A02(5)(9)	N/A	78-8M0059270(4)	32-865039A 1(8)
MCM 5.0L MPI Bravo Axis DTS	2008	1A300000 - 1A343327	864920A02(5)(9)	N/A	879172T80(4)	32-865039A 1(8)
MCM 5.0L MPI Bravo Axis DTS	2009 - 2010	1A343328 - 1A623184	864920A02(5)(9)	N/A	879194T99(4)	32-865039A 1(8)
MCM 5.0L MPI Bravo DTS EC(12)	2008 - 2011	1A300000 - 1A648622	879288A39(5)(9)	N/A	8M0071884(4)	32-879172A16
MCM 5.0L MPI Bravo DTS EC(12)	2011 - 2014	1A648623 - 2A444777	879288A39(5)(9)	N/A	78-8M0059366(4)	32-879172A16
MCM 5.0L MPI Bravo Axis DTS EC(12)	2008 - 2011	1A300000 - 1A648622	879288A39(5)(9)	N/A	8M0071888(4)	32-879172A16(14)
MCM 5.7L Alpha	2002 - 2009	0M600000 - 1A600136	N.L.A.(5)	46-8M0139983(6)	N/A	32-865039A 1(8)
MCM 5.7L Bravo	2002 - 2009	0M600000 - 1A600136	N.L.A.(5)(9)	N/A	N/A	32-865039A 1(8)
MCM 350 Mag MPI Alpha	2002 - 2004	0M600000 - 0W309999	864920A02(5)(7)	46-8M0139983(6)	865839T03(4)	32-865039A 1(8)
MCM 350 Mag MPI Alpha	2004 - 2006	0W310000 - 0W649999	864920A02(5)	46-8M0139983(6)	866123T06(4)	32-865039A 1(8)
MCM 350 Mag MPI Alpha	2006 - 2008	0W650000 - 1A343327	864920A02(5)	46-8M0139983(6)	866123T05(4)	32-865039A 1(8)
MCM 350 Mag MPI Alpha	2009 - 2015	1A343328 - 2A455872	864920A02(5)	46-8M0139983(6)	879194T87(4)	32-865039A 1(8)

MERCUISER

Engine Model	Year Range	Serial # Range	Closed Cooling Kit	Seawater Pump Kit	ECM	Hose Kit
MCM 350 Mag MPI Alpha EC(12)	2008 - 2011	1A300000 - 1A648622	879288A39(5)	46-8M0139983(6)	8M0071878(4)	32-879172A16
MCM 350 Mag MPI Alpha EC(12)	2011 - 2015	1A648623 - 2A455878	879288A39(5)	46-8M0139983(6)	78-8M0059356(4)	32-879172A16
MCM 350 Mag MPI Bravo	2002 - 2004	0M600000 - 0W029410	864920A02(5)(7)(9)	N/A	865005T03(4)	32-865039A 1(8)
MCM 350 Mag MPI Bravo	2004	0W029411 - 0W309999	864920A02(5)(9)	N/A	865841T02(4)	32-865039A 1(8)
MCM 350 Mag MPI Bravo	2004 - 2006	0W310000 - 0W649999	864920A02(5)(9)	N/A	866125T06(4)	32-865039A 1(8)
MCM 350 Mag MPI Bravo	2006 - 2008	0W650000 - 1A343327	864920A02(5)(9)	N/A	866125T05(4)	32-865039A 1(8)
MCM 350 Mag MPI Bravo	2009 - 2015	1A343328 - 2A455872	864920A02(5)(9)	N/A	879194T89(4)	32-865039A 1(8)
MCM 350 Mag MPI Bravo DTS	2004 - 2008	0W310000 - 1A343327	864920A02(5)(9)	N/A	866239T04(4)	32-865039A 1(8)
MCM 350 Mag MPI Bravo DTS	2009 - 2015	1A343328 - 2A455872	864920A02(5)(9)	N/A	78-8M0059272(4)	32-865039A 1(8)
MCM 350 Mag MPI Axius Bravo DTS	2008	1A300000 - 1A343327	864920A02(5)(9)	N/A	879288T03(4)	32-865039A 1(8)
MCM 350 Mag MPI Axius Bravo DTS	2009 - 2010	1A343328 - 1A623184	864920A02(5)(9)	N/A	879288T91(4)	32-865039A 1(8)
MCM 350 Mag MPI Bravo EC(12)	2008 - 2011	1A300000 - 1A648622	879288A39(5)(9)	N/A	8M0071880(4)	32-879172A16
MCM 350 Mag MPI Bravo EC(12)	2011 - 2015	1A648623 - 2A455878	879288A39(5)(9)	N/A	78-8M0059358(4)	32-879172A16
MCM 350 Mag MPI Bravo DTS EC(12)	2008 - 2011	1A300000 - 1A648622	879288A39(5)(9)	N/A	8M0071885(4)	32-879172A16
MCM 350 Mag MPI Bravo DTS EC(12)	2011 - 2015	1A648623 - 2A455878	879288A39(5)(9)	N/A	78-8M0059368(4)	32-879172A16
MCM 350 Mag MPI Bravo Axius DTS EC(12)	2008 - 2011	1A300000 - 1A648622	879288A39(5)(9)	N/A	8M0071889(4)	32-879172A16(14)
MCM 377 Mag MPI Bravo	2008	1A300000 - 1A343327	864920A02(5)(9)	N/A	866130T05(4)	32-865039A 1(8)
MCM 377 Mag MPI Bravo	2009	1A343328 - 1A345479	864920A02(5)(9)	N/A	879194T39(4)	32-865039A 1(8)
MCM 377 Mag MPI Bravo	2009	1A345480 - 1A345492	864920A02(5)(9)	N/A	879288T93(4)	32-865039A 1(8)
MCM 377 Mag MPI Bravo	2009	1A345493 - 1A345765	864920A02(5)(9)	N/A	879194T39(4)	32-865039A 1(8)
MCM 377 Mag MPI Bravo	2009	1A345766 - 1A345767	864920A02(5)(9)	N/A	879288T93(4)	32-865039A 1(8)
MCM 377 Mag MPI Bravo	2009	1A345768 - 1A346789	864920A02(5)(9)	N/A	879194T39(4)	32-865039A 1(8)
MCM 377 Mag MPI Bravo	2009 - 2015	1A346790 - 2A455858	864920A02(5)(9)	N/A	879288T93(4)	32-865039A 1(8)
MCM 377 Mag MPI Bravo DTS	2008	1A300000 - 1A343327	864920A02(5)(9)	N/A	866243T05(4)	32-865039A 1(8)
MCM 377 Mag MPI Bravo DTS	2009	1A343328 - 1A345479	864920A02(5)(9)	N/A	879194T44(4)	32-865039A 1(8)
MCM 377 Mag MPI Bravo DTS	2009	1A345480 - 1A345492	864920A02(5)(9)	N/A	78-8M0059274(4)	32-865039A 1(8)
MCM 377 Mag MPI Bravo DTS	2009	1A345493 - 1A345765	864920A02(5)(9)	N/A	879194T44(4)	32-865039A 1(8)
MCM 377 Mag MPI Bravo DTS	2009	1A345766 - 1A345767	864920A02(5)(9)	N/A	78-8M0059274(4)	32-865039A 1(8)
MCM 377 Mag MPI Bravo DTS	2009	1A345768 - 1A346789	864920A02(5)(9)	N/A	879194T44(4)	32-865039A 1(8)
MCM 377 Mag MPI Bravo DTS	2009 - 2015	1A346790 - 2A455858	864920A02(5)(9)	N/A	78-8M0059274(4)	32-865039A 1(8)
MCM 377 Mag MPI Bravo Axius DTS	2008	1A300000 - 1A343327	864920A02(5)(9)	N/A	879194T73(4)	32-865039A 1(8)
MCM 377 Mag MPI Bravo Axius DTS	2009	1A343328 - 1A345479	864920A02(5)(9)	N/A	879355T82(4)	32-865039A 1(8)
MCM 377 Mag MPI Bravo Axius DTS	2009	1A345480 - 1A345492	864920A02(5)(9)	N/A	879194T17(4)	32-865039A 1(8)
MCM 377 Mag MPI Bravo Axius DTS	2009	1A345493 - 1A345765	864920A02(5)(9)	N/A	879355T82(4)	32-865039A 1(8)
MCM 377 Mag MPI Bravo Axius DTS	2009	1A345766 - 1A345767	864920A02(5)(9)	N/A	879194T17(4)	32-865039A 1(8)
MCM 377 Mag MPI Bravo Axius DTS	2009	1A345768 - 1A346789	864920A02(5)(9)	N/A	879355T82(4)	32-865039A 1(8)
MCM 377 Mag MPI Bravo Axius DTS	2009 - 2010	1A346790 - 1A623184	864920A02(5)(9)	N/A	879194T17(4)	32-865039A 1(8)
MCM 377 Mag MPI Bravo EC(12)	2008 - 2011	1A300000 - 1A648622	879288A39(5)(9)	N/A	8M0052735(4)	32-879172A16
MCM 377 Mag MPI Bravo EC(12)	2011 - 2015	1A648623 - 2A455601	879288A39(5)(9)	N/A	78-8M0059363(4)	32-879172A16
MCM 377 Mag MPI Bravo DTS EC(12)	2008 - 2011	1A300000 - 1A648622	879288A39(5)(9)	N/A	8M0052739(4)	32-879172A16
MCM 377 Mag MPI Bravo DTS EC(12)	2011 - 2015	1A648623 - 2A455601	879288A39(5)(9)	N/A	78-8M0059257(4)	32-879172A16
MCM 377 Mag MPI Bravo Axius DTS EC(12)	2008 - 2011	1A300000 - 1A623184	879288A39(5)(9)	N/A	8M0071890(4)	32-879172A16(14)
MCM 6.2L MPI Mercury	2015 - 2016	2A456613 - 2A530775	98-8M0112577(5)	N/A	N/A	98-8M0112578
MCM 6.2L MPI Mercury	2016 - 2019	2A530776 and up	98-8M0123588(5)	N/A	N/A	98-8M0123590
MCM MX 6.2 MPI Bravo	2002 - 2004	0M600000 - 0W029410	864920A02(5)(7)(9)	N/A	865008T04(4)	32-865039A 1(8)
MCM MX 6.2 MPI Bravo	2004	0W029411 - 0W309999	864920A02(5)(9)	N/A	865846T02(4)	32-865039A 1(8)
MCM MX 6.2 MPI Bravo	2004 - 2006	0W310000 - 0W649999	864920A02(5)(9)	N/A	866130T06(4)	32-865039A 1(8)
MCM MX 6.2 MPI Bravo	2006 - 2007	0W650000 - 1A299999	864920A02(5)(9)	N/A	866130T05(4)	32-865039A 1(8)
MCM MX 6.2 MPI Bravo DTS	2004 - 2007	0W310000 - 1A299999	864920A02(5)(9)	N/A	866243T05(4)	32-865039A 1(8)
MERCUISER INBOARD MODELS (MIE)						
MIE 350 Mag MPI	2002 - 2004	0M317000 - 0W389999	864920A02(5)	N/A	865006T04(4)	32-865039A 1(10)
MIE 350 Mag MPI	2004 - 2006	0W390000 - 0W689999	864920A02(5)	N/A	866127T05(4)	32-865039A 1(10)

Engine Model	Year Range	Serial # Range	Closed Cooling Kit	Seawater Pump Kit	ECM	Hose Kit
MIE 350 Mag MPI	2006 - 2008	0W690000 - 1A089999	864920A02(5)	N/A	866127T04(4)	32-865039A 1(10)
MIE 350 Mag MPI DTS	2004 - 2008	0W390000 - 1A089999	864920A02(5)	N/A	866241T06(4)	32-865039A 1(10)
MIE 5.7L	2002 - 2010	0M317000 - 1A092388	N.L.A.(5)	N/A	N/A	32-865039A 1(10)
MIE 5.7L MPI	2008	1A090000 - 1A091825	864920A02(5)	N/A	866127T04(4)	32-865039A 1(10)
MIE 5.7L MPI	2009 - 2015	1A091826 - 2A455523	864920A02(5)	N/A	879194T91(4)	32-865039A 1(10)
MIE 5.7L MPI w/ In-Line EC(12)	2008 - 2011	1A090000 - 1A092817	879288A39(5)	N/A	8M0071881(4)	32-879172A16
MIE 5.7L MPI w/ In-Line EC(12)	2011 - 2015	1A092818 - 2A455371	879288A39(5)	N/A	78-8M0059360(4)	32-879172A16
MIE 5.7L MPI w/ V-Drive EC(12)	2008 - 2011	1A090000 - 1A092817	879288A39(5)	N/A	8M0071881(4)	32-879172A17
MIE 5.7L MPI w/ V-Drive EC(12)	2011 - 2015	1A092818 - 2A455371	879288A39(5)	N/A	78-8M0059360(4)	32-879172A17
MIE 5.7L MPI DTS	2008	1A090000 - 1A091825	864920A02(5)	N/A	866241T06(4)	32-865039A 1(10)
MIE 5.7L MPI DTS	2009 - 2015	1A091826 - 2A455523	864920A02(5)	N/A	879194T97(4)	32-865039A 1(10)
MIE 5.7L MPI DTS w/ In-Line EC(12)	2008 - 2011	1A090000 - 1A092817	879288A39(5)	N/A	8M0071886(4)	32-879172A16
MIE 5.7L MPI DTS w/ In-Line EC(12)	2011 - 2015	1A092818 - 2A455371	879288A39(5)	N/A	78-8M0059248(4)	32-879172A16
MIE 5.7L MPI DTS w/ V-Drive EC(12)	2008 - 2011	1A090000 - 1A092817	879288A39(5)	N/A	8M0071886(4)	32-879172A17
MIE 5.7L MPI DTS w/ V-Drive EC(12)	2011 - 2015	1A092818 - 2A455371	879288A39(5)	N/A	78-8M0059248(4)	32-879172A17
MERCUISER TOW SPORTS MODELS (SKI)						
Ski 5.7L Carb	2002 - 2011	0M317000 - 1A092837	(1)	N/A	N/A	N/A
Ski 350 Mag MPI	2002 - 2007	0M317000 - 1A089999	(1)	N/A	N/A	N/A
Ski 6.2L MPI In-Line	2015 - 2016	2A456613 - 2A530773	98-8M0112577(5)	N/A	N/A	98-8M0112579
Ski 6.2L MPI In-Line	2016 - 2019	2A530774 and up	98-8M0123588(5)	N/A	N/A	98-8M0123592
Ski 6.2L MPI V-Drive	2015 - 2016	2A456613 - 2A530773	98-8M0112577(5)(20)	N/A	N/A	98-8M0112580
Ski 6.2L MPI V-Drive	2016 - 2019	2A530774 and up	98-8M0123588(5)	N/A	N/A	98-8M0123593
Ski MX 6.2 MPI	2002 - 2007	0M317000 - 0W689999	(1)	N/A	N/A	N/A
Black Scorpion Ski	2002 - 2015	0M317000 - 2A460164	(1)	N/A	N/A	N/A

MERCUISER

Engine Model	Year Range	Serial # Range	Closed Cooling Kit	Seawater Pump Kit	ECM	Hose Kit
MX 6.2 Black Scorpion Ski	2002 - 2015	0M317000 - 2A460138	(1)	N/A	N/A	N/A

(1) No Kit Available

(2) This closed cooling kit will not fit 3.0L engines with optional side mounts

(4) The ECM must be replaced when installing a closed cooling kit on this specific engine application. Due to the many updates throughout the year, the ECM listed may not be the appropriate ECM for your engine serial number. Please check the latest Electronic Parts Catalog

(5) Note the additional required kit(s) listed to complete the installation.

(6) Thru hull water pickup is not included with seawater pump kits. Obtain locally.

(7) 865188T01 Front Lift Bracket: Order this replacement bracket if the engine s/n is 0M600000-0M616622 or if a Bravo engine with an air actuated drain system.

(8) This hose kit required only if engine has 6 in. (152 mm) exhaust risers.

(9) Bravo drive applications require the installation of an additional thru-hull or transom mounted water pickup along with the drive unit water pickups. Order these components separately.

(10) This hose kit required only if engine has in-line transmission and 6 in. (152 mm) exhaust risers.

(11) If engine is equipped with 6 in. risers, also order Hose Kit 32-865998A01

(12) Emission Controlled engine

(13) This closed cooling kit will fit Alpha engines with the standard single point drain that incorporates the rod actuated water distribution housing only, and will NOT fit Alpha engines with the special single point drain tee fitting 22-8M2020634 with the blue drain plug which was required in some boats due to the hull design.

(14) Hose kit 32-865039A02 is also required for Axis EC engines

(15) If engine is equipped with risers, 1 of the following hose kits is also required to be ordered separately. Order 32-8M0051174 for engines with 2 in. risers. Order 32-8M0051175 for engines with 4 in. risers. Order 32-8M0051176 for engines with 6 in. risers.

(16) If this kit is being mounted on a 4.3L Alpha engine, also order serpentine belt 57-865615Q03

(17) This air actuated seawater pump rear cover is required to be ordered separately for Bravo applications.

(18) This hose kit only required if engine is equipped with 4.7 in. (119 mm) or 6 in. (152 mm) risers

(19) Alpha models also required a Water Block Off Kit p/n 8M0095447 to be ordered separately

(20) This kit will only fit 6.2L V-Drive TowSport models with DTS. Will not fit V-Drive models with mechanical throttle.

CLOSED COOLING KIT CHART - MCM (PRE-DRY JOINT EXH)

MCM Closed Cooling Kits (2002 and older)

Model	Model Notes	Heat Exchanger Location	Year Range	Serial # Range	Closed Cooling Kit	Belt Kit	Seawater Pump Kit
MCM 4 cyl. (153 cid)		Side	1983 - 1989	6229718 - 0C853255	61086A11	N/A	N/A
MCM 4 cyl. (181cid)	Carb engines	Side	1983 - 2019	6229718 and up	61086A11(19)	N/A	N/A
MCM V-6 (229 cid)		Front	1983 - 1984	6330183 - 6919655	N.L.A.	N/A	N.L.A.(2)
MCM V-6 (262 cid) Alpha	Stamped steel crankshaft pulley	Front	1985 - 1990	0A331455 - 0D445799	N.L.A.(6)	N/A	N.L.A.(2)
MCM V-6 (262 cid) Alpha	Cast crankshaft pulley	Front	1985 - 1990	0A331455 - 0D445799	N.L.A.(6)	N/A	N.L.A.(2)
MCM V-6 (262 cid) Alpha	V-belt	Front	1991 - 1996	0D445800 - 0F802999	N.L.A.(6)	N/A	N.L.A.(2)(3)
MCM V-6 (262 cid) Alpha	Serpentine belt	Front	1996 - 1999	0F803000 - 0L619083	860427A 4(1)(6)(11)	807901T 6(4)(5)	N/A
MCM V-6 (262 cid) Alpha		Front	1999 - 2001	0L619084 - 0M299999	N.L.A.	(21)	N/A
MCM V-6 (262 cid) Alpha	Carb engines	Front	2002	0M300000 - 0M343007	N.L.A.	(21)	N/A
MCM V-6 (262 cid) Alpha	Carb engines	Front	2002	0M343008 - 0M599999	N.L.A.	(22)	N/A
MCM V-6 (262 cid) Alpha	MPI engines	Front	2002	0M300000 - 0M343007	N.L.A.	(21)	46-8M0139983(2)
MCM V-6 (262 cid) Alpha	MPI engines	Front	2002	0M343008 - 0M599999	N.L.A.	(22)	46-8M0139983(2)
MCM V-6 (262 cid) Bravo	Serpentine belt	Front	1996 - 1999	0F803000 - 0L619083	860427A 4(1)(6)(11)	807901A 5(5)(7)	N/A
MCM V-6 (262 cid) Bravo		Front	1999 - 2001	0L619084 - 0M299999	N.L.A.	(20)	N/A
MCM V-6 (262 cid) Bravo	Carb engines	Front	2002	0M300000 - 0M343007	N.L.A.	(20)	N/A
MCM V-6 (262 cid) Bravo	Carb engines	Front	2002	0M343008 - 0M599999	N.L.A.	(23)	N/A
MCM V-6 (262 cid) Bravo	MPI engines	Front	2002	0M300000 - 0M343007	N.L.A.	(20)	N/A
MCM V-6 (262 cid) Bravo	MPI engines	Front	2002	0M343008 - 0M599999	N.L.A.	(23)	N/A
MCM V-8 (305 & 350 cid)		Front	1983 - 1986	6218462 - 0B525981	N.L.A.(6)	N/A	N.L.A.(2)
MCM V-8 (305 & 350 cid) Alpha	Stamped steel crankshaft pulley	Front	1987 - 1990	0B525982 - 0D445799	N.L.A.(6)	N/A	N.L.A.(2)
MCM V-8 (305 & 350 cid) Alpha	Cast crankshaft pulley	Front	1987 - 1990	0B525982 - 0D445799	N.L.A.(6)	N/A	N.L.A.(2)
MCM V-8 (305 & 350 cid) Alpha	V-belt	Front	1991 - 1996	0D445800 - 0F999999	N.L.A.(6)(12)	N/A	N.L.A.(2)

Model	Model Notes	Heat Exchanger Location	Year Range	Serial # Range	Closed Cooling Kit	Belt Kit	Seawater Pump Kit
MCM V-8 (305 & 350 cid) Alpha	Serpentine belt	Front	1997	0K001506 - 0K999999	860427A 4(6)(13)	807901A 5(5)(7)	46-807151A 5(2)
MCM V-8 (305 & 350 cid Gen+) Alpha	Serpentine belt	Front	1997 - 1999	0K001506 - 0K999999	860427A 5(6)	807901A 5(5)(7)	46-807151A 5(2)
MCM V-8 (305 & 350 cid Gen+) Alpha		Front	1998 - 1999	0L010035 - 0L618999	860427A 5(6)(11)	807901A 5(5)(7)	46-807151A 5(2)
MCM V-8 (305 & 350 cid Gen+) Alpha		Front	1999 - 2001	0L619000 - 0M299999	860427A 7(6)	(20)	46-807151A25(2)
MCM V-8 (305 & 350 cid Gen+) Alpha	Carb engines	Front	2002	0M300000 - 0M343007	860427A 7(6)	(20)	46-8M0139983(2)
MCM V-8 (305 & 350 cid Gen+) Alpha	Carb engines	Front	2002	0M343008 - 0M599999	860427A 7(6)	(23)	46-8M0139983(2)
MCM V-8 (305 & 350 cid Gen+) Alpha	MPI engines	Front	2002	0M300000 - 0M343007	N.L.A.	(20)	46-8M0139983(2)
MCM V-8 (305 & 350 cid Gen+) Alpha	MPI engines	Front	2002	0M343008 - 0M599999	N.L.A.	(23)	46-8M0139983(2)
MCM V-8 (305 & 350 cid) Bravo	V-belt	Front	1989 - 1996	0C407810 - 0F999999	N.L.A.(12)(14)	N/A	N/A
MCM V-8 (305 & 350 cid) Bravo	Serpentine belt	Front	1997	0K001506 - 0K999999	860427A 4(6)(13)	807901A 5(5)(7)	N/A
MCM V-8 (305 & 350 cid Gen+) Bravo		Front	1997 - 1999	0K001501 - 0L618999	860427A 5(6)	807901A 5(5)(7)	N/A
MCM V-8 (305, 350 & 377 cid Gen+) Bravo		Front	1999 - 2001	0L619000 - 0M299999	860427A 7	(20)	N/A
MCM V-8 (305, 350 & 377 cid Gen+) Bravo	Carb engines	Front	2002	0M300000 - 0M343007	860427A 7	(20)	N/A
MCM V-8 (305, 350 & 377 cid Gen+) Bravo	Carb engines	Front	2002	0M343008 - 0M599999	860427A 7	(23)	N/A
MCM V-8 (305, 350 & 377 cid Gen+) Bravo	MPI engines	Front	2002	0M300000 - 0M343007	N.L.A.	(20)	N/A
MCM V-8 (305, 350 & 377 cid Gen+) Bravo	MPI engines	Front	2002	0M343008 - 0M599999	N.L.A.	(23)	N/A
MCM V-8 (454 cid) TR/TRS	CEO exhaust manifolds	Rear	1982 - 1987	6083145 - 0B816540	N.L.A.(17)	N/A	N/A
MCM V-8 (454 cid) Alpha		Front	1986 - 1988	0A631894 and up	N/A	N/A	N/A
MCM V-8 (454 cid) Bravo	Carb engines	Front	1988 - 1996	0B721206 - 0F800699	N.L.A.(15)	N/A	N/A
MCM V-8 (454 cid) Bravo	EFI engines	Front	1994 - 1996	0F115700 - 0F602009	N/A	N/A	N/A
MCM V-8 (454 cid) Bravo	EFI engines & front mounted, vertical oil cooler	Front	1996 - 1997	0F602010 - 0K999999	807639A 3(16)	N/A	N/A
MCM V-8 (454 cid Gen VI) Bravo	Carb engines	Front	1996 - 1997	0F800700 - 0K999999	807639A 3	N/A	N/A
MCM V-8 (454 cid) Bravo	EFI engines & serpentine belt	Front	1998 - 2001	0L010003 - 0M024999	807639A 3	N/A	N/A
MCM V-8 (502 cid) Bravo	Carb engines	Front	1990 - 1993	0C878221 - 0F114528	N.L.A.(15)	N/A	N/A
MCM V-8 (502 cid) Bravo	EFI engines	Front	1993 - 1996	0D840650 - 0F802599	N/A	N/A	N/A
MCM V-8 (502 cid) Bravo	EFI engines & front mounted, vertical oil cooler	Front	1996 - 1997	0F802600 - 0K999999	807639A 3	N/A	N/A
MCM V-8 (502 cid) Bravo	EFI engines & serpentine belt	Front	1998 - 2001	0L017000 - 0M024999	807639A 3	N/A	N/A

- (1) This kit will fit all engines except the 1996 262 Mag EFI engines (S/N 0F803800 - 0F999999) with VST fuel system which does not have a kit available for it.
- (2) Thru hull water pickup is not included with seawater pump kits
- (3) If the seawater temperature that this boat will be operating in does not exceed 80 deg. F {26 deg. C}, a Seawater Pump Kit does not have to be installed. If the seawater temperature exceeds 80 deg. F {26 deg. C}, then a Pump kit is required.
- (4) 807901A 4 Belt Kit: Order this belt kit instead of the one listed if the engine is in a dual engine boat and you are going to remove the power steering pump and hoses from this engine.
- (5) 861578 P/S Pulley: Order this metal 5-3/4 in. (146 mm) P/S pulley if the engine has a plastic 4-3/4 in. (121 mm) O.D. power steering pulley. Reference MerCruiser Parts Bulletin 98-1
- (6) Note the additional required kit(s) listed to complete the installation.
- (7) 807901A 3 Belt Kit: Order this belt kit instead of the one listed if the engine is in a dual engine boat and you are going to remove the power steering pump and hoses from this engine.
- (10) 57-861050 Belt Kit: Order this belt kit if the engine is in a dual engine boat and you are going to remove the power steering pump and hoses from this engine.
- (11) 860315A 2 Extender and Hose Kit: Also order this kit if installing on a V-6 or V-8 (305 CID) with a carburetor
- (12) Kit will not fit 1995-1996 (350 CID) EFI engines (S/N 0F225560 - 0F999999) with VST fuel system. No kit available.
- (13) 32-861070T Fuel Line: Order this fuel line if the engine is below S/N 0K154018 and has a 2 bbl carburetor
- (14) 85152A 2 Oil Cooler: This kit is required if boat will be operated in seawater above 90 Deg. F {32 Deg. C}
- (15) 17833A 7 Installation Kit: This kit is required when 3 in. (76 mm) or 6 in. (152 mm) risers are installed.
- (16) 32- 62987A 3 Hose Kit: Order this kit if engine is a 7.4LX TBI and is equipped with 5/8 in. (16 mm) I.D. hose and fittings from the back of the intake manifold to the engine water circulating pump
- (17) 44443A 3 Installation Kit: This kit is also required
- (18) No kit available
- (19) Closed cooling kit will not fit 3.0L engines with side mounts
- (20) 57-863876 8 Belt Kit: Order this belt kit if the engine is in a dual engine boat and you are going to remove the power steering pump and hoses from this engine.
- (21) 57-863876 9 Belt Kit: Order this belt kit if the engine is in a dual engine boat and you are going to remove the power steering pump and hoses from this engine.
- (22) 889432A 1 Belt Kit: Order this belt kit if the engine is in a dual engine boat and you are going to remove the power steering pump and hoses from this engine.
- (23) 889433A 1 Belt Kit: Order this belt kit if the engine is in a dual engine boat and you are going to remove the power steering pump and hoses from this engine.

CLOSED COOLING KIT CHART - MIE (PRE-DRY JOINT EXH)

MIE Closed Cooling Kits (2002 and older)

Model	Model Notes	Year Range	Serial # Range	Closed Cooling Kit	Installations Kit
FRONT MOUNTED COOLING KITS					
MIE V-8 (305 & 350 cid)	In-line transmission & CEO exh manifolds	1981 - 1993	5907058 - 0F024999	N.L.A.	N/A
MIE V-8 (305 & 350 cid)	V-drive transmission & CEO exh manifolds	1981 - 1993	5907058 - 0F024999	(3)	N/A
MIE V-8 (350 cid)	All transmissions	1994 - 1996	0F025000 - 0K040306	N.L.A.	N/A
MIE V-8 (350 cid)	Carb engine & serpentine belt	1997	0K040307 - 0K999999		
MIE V-8 (350 & 377 cid Gen+)		1997 - 2001	0K040300 - 0M299999	860427A 5	N/A
MIE V-8 (350 cid Gen+)	Carb engines	2002	0M300000 - 0M316999	860427A 5	N/A
MIE V-8 (350 & 377 cid Gen+)	MPI engines	2002	0M300000 - 0M316999	N.L.A.	N/A
REAR MOUNTED COOLING KITS					
MIE V-8 (454 cid)	Carb engines & B/W 72 series in-line or V-drive	1992 - 1997	0D715494 - 0K999999	N/A	
MIE V-8 (454 cid)	Carb engines & Hurth or B/W 5000 transmission	1992 - 1997	0D715494 - 0K999999	N.L.A.	N.L.A.(1)
MIE V-8 (454 cid Gen V)	EFI engines	1995 - 1996	0F563052 - 0F820103	N/A	
MIE V-8 (454 cid Gen VI)	EFI engines	1996 - 2001	0F820104 - 0L674613	807639A 3	N.L.A.(2)
MIE V-8 (502 cid)	Hurth transmission & cast iron exh manifolds	1990 - 1992	0C878221 - 0D857199	N.L.A.	N.L.A.(1)
MIE V-8 (502 cid)	Hurth transmission & stainless steel exh manifolds	1990 - 1992	0C878221 - 0D857199	N.L.A.	N.L.A.(1)
MIE V-8 (502 cid)	Carb engines & B/W 72 series in-line or V-drive	1993 - 1996	0D857200 - 0F819619	N/A	
MIE V-8 (502 cid)	Carb engines & Hurth or B/W 5000 transmission	1993 - 1996	0D857200 - 0F819619	N.L.A.	N.L.A.(1)
MIE V-8 (502 cid Gen VI)	EFI engines	1996 - 2001	0F819620 - 0L674200	807639A 3	N/A
FRONT MOUNTED COOLING KITS					
MIE V-8 (305 & 350 cid)	B/W in-line transmission & CEO exh manifolds	1981 - 1997	5907058 - 0K999999	N.L.A.	N.L.A.
MIE V-8 (305 & 350 cid)	Hurth or V-drive transmission & CEO exh manifolds	1981 - 1997	5907058 - 0K999999	N.L.A.	N.L.A.
MIE V-8 (350 & 377 cid Gen+)		1997 - 2001	0K040300 - 0M299999	N/A	
MIE V-8 (350 cid Gen+)	Carb engines	2002	0M300000 - 0M316999	N/A	
MIE V-8 (350 & 377 cid Gen+)	MPI engines	2002	0M300000 - 0M316999	N/A	
REAR MOUNTED COOLING KITS					
MIE V-8 (454 cid)	Carb engines & B/W 72 in-line series transmission	1981 - 1997	5889914 - 0K999999	N.L.A.	N.L.A.
MIE V-8 (454 cid)	Carb engines & B/W or Hurth V-drive trans.	1981 - 1997	5889914 - 0K999999	N.L.A.	N.L.A.
MIE V-8 (454 cid)	Carb engines & Hurth down-angle or B/W 5000	1989 - 1997	0C391564 - 0K999999	N.L.A.	N.L.A.
MIE V-8 (454 cid)	EFI engines & all transmissions	1995 - 1996	0F563052 - 0F820141	N/A	
MIE V-8 (454 cid)	EFI engines & all transmissions	1996 - 2001	0F820142 - 0L674613	N/A	
MIE V-8 (502 cid)	EFI engines & all transmissions	1990 - 2001	0C878221 - 0L674200	N/A	

(1) This installation kit is required when 3 in. (.76 mm) or 6 in. (.152) risers are installed.

(2) Order this hose kit if engine is equipped with 5/8 in. (.16 mm) I.D. hose and fittings from the back of the intake manifold to the engine water circulating pump

(3) Use ONLY rear mounted closed cooling kit

(4) Use ONLY front mounted closed cooling kit

(5) No kit available

CLOSED COOLING KIT CHART - SKI (PRE-DRY JOINT EXH)

SKI Closed Cooling Kits (2002 and older)

Model	Model Notes	Year Range	Serial # Range	Closed Cooling Kit	Installation Kit
FRONT MOUNTED COOLING KITS					
Black Scorpion Ski		1996 - 2002	0F800000 - 0M316999	N/A	
MX 6.2 MPI Black Scorpion Ski		2001 - 2002	0L680003 - 0M316999	N/A	
Ski V-8 (350 cid)	EFI engines	1994 - 1996	0F215561 - 0K040005	(1)	N/A
Ski V-8 (350 cid)	2 bbl. carb and v-belt	1994 - 1996	0F160285 - 0K040003	N.L.A.	N/A
Ski V-8 (350 cid)	4 bbl. carb and v-belt	1994 - 1996	0F160100 - 0K040399	N.L.A.	N/A
Ski V-8 (350 cid)	2 bbl. carb & serpentine belt	1997	0K040004 - 0K999999	N/A	
Ski V-8 (350 cid)	4 bbl. carb & serpentine belt	1997	0K040400 - 0K999999	860427A 4	N/A
Ski V-8 (350 cid Gen+)		1997 - 2001	0K040006 - 0M299999	860427A 5	N/A
Ski V-8 (350 cid Gen+)	Carb engines	2002	0M300000 - 0M316999	860427A 5	N/A
Ski V-8 (350 cid Gen+)	MPI engines	2002	0M300000 - 0M316999	N.L.A.	
REAR MOUNTED COOLING KITS					
Black Scorpion Ski		1996 - 2002	0F800000 - 0M316999	(1)	N/A
MX 6.2 MPI Black Scorpion Ski		2001 - 2002	0L680003 - 0M316999	(1)	N/A
Ski V-8 (350 cid)	EFI engines	1994 - 1996	0F215561 - 0K040005	(1)	N/A
Ski V-8 (350 cid)	Carb engines & in-line transmission	1994 - 1997	0F160100 - 0K999999	N.L.A.	N.L.A.
Ski V-8 (350 cid)	Carb engines & V-drive transmission	1994 - 1997	0F160100 - 0K999999	N.L.A.	N.L.A.
Ski V-8 (350 cid Gen+)		1997 - 2001	0K040006 - 0M299999	N/A	
Ski V-8 (350 cid Gen+)	Carb engines	2002	0M300000 - 0M316999	N/A	
Ski V-8 (350 cid Gen+)	MPI engines w/ ECM 555	2002	0M300000 - 0M316999	N/A	
				N/A	
Ski V-8 (454 cid)		1995 - 1996	0F215800 - 0F820099	N/A	

- (1) No kit available
- (2) Use ONLY rear mounted closed cooling kit
- (3) Use ONLY front mounted closed cooling kit

SEAWATER HOSE DRAIN KIT

This kit will allow draining of the seawater pump without having to remove the seawater hose. Kit is inserted into the existing seawater hose.

SEAWATER HOSE DRAIN KIT



861505A 1

Fits MCM/MIE engines equipped with a seawater pump.

ENGINE CIRCULATING PUMP DRAIN KIT

This kit will allow draining of the engine circulating water pump without having to remove the hose. Kit contains new circulating pump hose with drain fitting.

CIRCULATING PUMP HOSE



32-861590A05

Fits MCM/MIE GM V-6 and V-8 (305, 350 & 377 cid) engines

Not all parts listed are available for the European, C.I.S., Africa and Middle East Markets. For more information, please contact your local Mercury, Mariner, MerCruiser or Quicksilver Office.

ENGINE FLUSH CONNECTOR KIT

For use with the engine circulating water pump drain kit (32-861590A2). Kit contains a quick disconnect fitting to attach to garden hose. Kit is designed to flush raw water cooled MIE & Ski engines without running the engine.

ENGINE FLUSH CONNECTOR KIT



22-861932A 1

Fits MIE & Tow Sports engines with drainable circulating pump hose.

ENGINE FLUSH KIT

ENGINE FLUSH KIT



898235A01

This kit will allow you to flush the engine while it is running, therefore offering a more complete flush of the raw water cooled components.

Fits 1988 & newer MCM 4.3L, 5.0L, 5.7L & 6.2L non-EC engines with BRAVO drives & MIE's. Also fits 1988-2001 MCM 7.4L & 8.2L non-EC engines with BRAVO drives & MIE's.

NOTE: Mounting bracket in kit will need to be REMOTE MOUNTED on V-6 engines with 1 pc exhaust manifolds or engines with stainless steel exhaust elbows.

ENGINE FLUSH KIT



98-8M0123083

This kit will allow you to flush the engine while it is running, therefore offering a more complete flush of the raw water cooled components.

Fits 2011 & newer MCM V6 4.3L MPI EC, Mercury 4.5L & 6.2L engines with BRAVO drives. Also fits Mercury 6.2 Towports engines.

ENGINE FLUSH KIT



879288A40

This kit will allow you to flush the engine while it is running, therefore offering a more complete flush of the raw water cooled components.

Fits 2008 & newer MCM 5.0L, 5.7L & 6.2L Emissions Control engines with BRAVO drives & MIE's.

ENGINE FLUSH KIT



898235A02

This kit will allow you to flush the engine while it is running, therefore offering a more complete flush of the raw water cooled components.

Fits 2001 & newer MCM/MIE 8.1L & 8.2L non-EC engines.

ENGINE FLUSH KIT



8M0057577

This kit will allow you to flush the engine while it is running, therefore offering a more complete flush of the raw water cooled components.

Fits 2008 and newer MCM/MIE 8.1L & 8.2L Emissions Control engines.

ENGINE FLUSH KIT



98-8M0117940

This kit will allow you to flush the engine while it is running, therefore offering a more complete flush of the raw water cooled components. Designed for engines with a 1.25 in (32 mm) I.D. inlet water hose

Fits MCM/MIE 135 & 150 (6.7L) diesel engines with BRAVO drives.
NOTE: Mounting bracket in kit will need to be REMOTE MOUNTED.

ENGINE FLUSH KIT



98-8M0117939

This kit will allow you to flush the engine while it is running, therefore offering a more complete flush of the raw water cooled components. Designed for engines with a 1.50 in (38 mm) I.D. inlet water hose

Fits MCM QSD 2.0L, 2.8L & 4.2L diesel engines with BRAVO drives & MIE's.
NOTE: Mounting bracket in kit will need to be REMOTE MOUNTED.

98-8M0117938

This kit will allow you to flush the engine while it is running, therefore offering a more complete flush of the raw water cooled components. Designed for engines with a 1.75 in (44 mm) I.D. inlet water hose

Fits MCM/MIE V-6 & V-8 TDI diesel engines. Also fits MCM/MIE 180, 200, 230, 260 & 280 (6.7L) diesel engines.
NOTE: Mounting bracket in kit will need to be REMOTE MOUNTED.

ENGINE FLUSH KIT



98-8M0117941

This kit will allow you to flush the engine while it is running, therefore offering a more complete flush of the raw water cooled components. Designed for engines with a 2.00 in (51 mm) I.D. inlet water hose

Fits MIE 480, 500 & 550 (6.7L) Tier 3 diesel engines.
NOTE: Mounting bracket in kit will need to be REMOTE MOUNTED.

FLUSHING ATTACHMENTS

FLUSHING ATTACHMENT



44357Q 2

Will allow for running at idle speeds. Attaches to the water intakes; provides a fresh water connection when flushing the cooling system or operating the engine.

Fits Mercury/Mariner 20 hp. and higher outboards, 9.9/15 hp. FourStroke (323cc) Bigfoot outboards, all Model Year 2005 and Newer 8/9.9 hp. Four Stroke outboards, 15 hp. FourStroke (351cc) outboards, all MerCruiser Sterndrives (except Bravo One Perf. & Blackhawk) and MHP Torque Master gearcases.

Note: 2000 and newer V-6 outboards and MerCruiser Bravo drives with dual water pick-up also require Dual Water Pick-Up Flush Seal Kit p/n 881150Q 1.

Priced individually, sold @ multiples of 4

Quicksilver Branded, Clamshell Package Point of Sale Packaged.

DUAL WATER PICKUP FLUSH SEAL KIT



881150Q 1

Provides a front water pick-up seal for gearcases with dual water pick-ups

Fits 2000 and newer Mercury/Mariner V-6 outboards with dual water pick-ups; and 2000 and newer MerCruiser Bravo One, X, XR & XZ drives with dual water pick-ups.

Priced individually, sold @ multiples of 2

Quicksilver Branded, Clamshell Package Point of Sale Packaged.

FLUSHING KIT



849996T 1

Use for flushing gearcases with low water inlets/pick up.

Fits MCM Bravo I Performance & BlackHawk drives

DRIVESHAFT EXTENSION (JACKSHAFT) KITS

Converts standard sterndrive package to a driveshaft configuration for conventional center console and triple engine high performance applications.

JACKSHAFT MAIN KIT



98634A20

For use with DHB power steering system. Also order driveshaft kit separately to complete the installation.

Note: V-6 & V-8 (305, 350 & 377 cid) engines (s/n 0W650000 thru 2A528847) & 496 Mag engines (s/n 0W310000 thru 1A352731) also require harness 84-866785T01. If DTS, additional harness 84-866784T01 is also required.

Fits 1994 and newer MCM V-6 & V-8 gasoline models with DHB p/s cylinder (except MCM 4.5L & 6.2L - Mercury engines)

JACKSHAFT MAIN KIT



8M0089506

Order driveshaft kit separately to complete the installation.
 Note: If DTS, additional harness 84-866784T01 is also required.
 Fits 2014-2016 Mercury 4.5L & 2015 6.2L engines (s/n 2A530777 & below)

JACKSHAFT MAIN KIT

Image not
 Available.

98-8M0124634

Order driveshaft kit separately to complete the installation.
 Note: If DTS, additional harness 84-866784T01 is also required.
 Fits 2016 and newer Mercury 4.5L & 6.2L engines (s/n 2A530778 and up)

JACKSHAFT MAIN KIT



8M0101387

Primary application is triple engines. (Shaft not included)
 Fits MCM 2.0L diesel

JACKSHAFT MAIN KIT



806843A 2

Primary application is triple engines. (Shaft not included)
 Fits 2.8 ES & EI (s/n 88010499 & below) and 4.2 ES & EI diesels.

JACKSHAFT MAIN KIT



806843A06

Primary application is triple engines. (Shaft not included)
 For the 2.8L installation, 2 pcs of 855454 (mount) and 4 pcs of 12-809931094 (washer) are required. For the 4.2L installation, 2 pcs of 896332029 (mount) and 4 pcs of 12-809931094 (washer) are required.
 Fits MCM QSD 2.8L & 4.2L.

JACKSHAFT MAIN KIT



98-8M0120321

Primary application is triple engines. (Shaft not included)
 Fits MCM 3.0L V6 TDI diesel

JACKSHAFT MAIN KIT



8M0085664

Primary application is triple engines. (Shaft not included)
 Fits MCM 4.2L V8 TDI diesel

DRIVESHAFT KIT



862772A28

28 in. (711 mm) driveshaft with slip yoke.
 Standard shaft for use with 4.3L MPI engine.
 Also fits 1.7 MS 120 diesels.

DRIVESHAFT KIT



45- 94819T 5

34-1/2 in.(876 mm) driveshaft. Primary application is for use with the 2.8L, 4.2L & 7.3L diesel main kits, also triple engines applications.

DRIVESHAFT KIT



45- 86978A 3

39.64 in.(1 m) optional driveshaft.

DRIVESHAFT KIT



45- 864286A 1

63 in. (1.6 m) driveshaft. (Optional shaft for use with 2.8L, 4.2L & 7.3L diesel main kits.)

EXHAUST TUBE



864957

For use on 1.7 MS 120 diesel engines with 31 in.(787 mm) or shorter driveshaft.

EXHAUST FLANGE KIT



862268A 4

Included with 98634A20 driveshaft Extension Kit
Fits MCM V-6 & V-8 gasoline models with DHB p/s cylinder.

DRIVESHAFT EXTENSION (JACKSHAFT) KIT CHART

MCM Driveshaft Extension Kits

Model	Model Notes	Year Range	Serial # Range	Main Kit	Drive Shaft (Standard)	Drive Shaft (Optional)
MCM V-6 & V-8	For engines w/ Saginaw p/s system	1991 - 1993	0D445877 - 0F114599	N.L.A.	N/A	45- 94819T 5(2)
MCM V-6 & V-8	For DHB p/s system (except 4.3L MPI & 496 Mag)	1994 - 2006	0F114600 - 0W649999	98634A20	N/A	45- 94819T 5(2)
MCM V-6 & V-8	For DHB p/s system (except 4.3L MPI & 496 Mag)	2006 - 2014	0W650000 and up	98634A20(7)(8)(9)	N/A	45- 94819T 5(2)
MCM 4.3L MPI		2002 - 2006	0M300000 - 0W649999	98634A20	862772A28	45- 94819T 5(2)
MCM 4.3L MPI		2006 - 2016	0W650000 - 2A528897	98634A20(7)(8)	862772A28	45- 94819T 5(2)
MCM 4.5L		2014 - 2016	2A441953 - 2A530777	8M0089506	N/A	45- 94819T 5(2)
MCM 4.5L		2016 - 2019	2A530778 and up	98- 8M0124634	N/A	45- 94819T 5(2)
MCM 6.2L		2015 - 2016	2A456613 - 2A530777	8M0089506	N/A	45- 94819T 5(2)
MCM 6.2L		2016 - 2019	2A530778 and up	98- 8M0124634	N/A	45- 94819T 5(2)
MCM 496 Mag		2001 - 2005	0M025000 - 0W309999	98634A20	N/A	45- 94819T 5(2)
MCM 496 Mag		2005 - 2010	0W310000 - 1A352731	98634A20(7)(8)	N/A	45- 94819T 5(2)

Not all parts listed are available for the European, C.I.S., Africa and Middle East Markets.
For more information, please contact your local Mercury, Mariner, MerCruiser or Quicksilver Office.

Model	Model Notes	Year Range	Serial # Range	Main Kit	Drive Shaft (Standard)	Drive Shaft (Optional)
MCM 8.2L Mag		2010 - 2019	1A350340 and up	98634A20(7)(8)	N/A	45-94819T 5(2)
MCM D1.7L DTI		2001 - 2009	0M055000 and up	N.L.A.	N.L.A.	862772A28
MCM D2.8L ES & EI		1997 - 2005	0K144109 - 88010499	806843A 2	45-94819T 5	45-864286A 1
QSD 2.8L		2007 - 2019	88300000 and up	806843A06	45-94819T 5	45-864286A 1
3.0L V6 TDI		2013 - 2019	All - All	98-8M0120321	45-94819T 5	N/A
4.2L V8 TDI		2013 - 2019	All - All	8M0085664	45-94819T 5	N/A
MCM D4.2L		1994 - 1997	0D554732 - 0L668673	806843A 2	45-94819T 5	45-864286A 1
MCM D4.2L ES & EI		1997 - 2019	0K144114 and up	806843A 2	45-94819T 5	45-864286A 1
QSD 4.2L		2007 - 2019	88400000 and up	806843A06	45-94819T 5	45-864286A 1
MCM D7.3L		1994 - 1996	0F060000 and up	N.L.A.	45-94819T 5	45-864286A 1
MCM D7.3L D-Tronic		1997 - 2001	0K095775 and up	N.L.A.	45-94819T 5	45-864286A 1

- (1) Exhaust tube only
- (2) For triple engine applications, this shorter driveshaft [34-1/2 in.(876mm)] may be required.
- (3) Exhaust extension kit is for use on engines 300 HP and below.
- (5) No kit available
- (6) Exhaust flange kit
- (7) Order transom harness 84-866785T01 separately to complete an MPI engine installation.
- (8) Order this additional harness 84-866784T01 if engine has DTS
- (9) Order transom harness 84-899719T05 separately to complete a carbureted engine installation.

TAILSTOCK KITS

TAILSTOCK KITS



8M0106961

For jet drive applications
Fits QSD 2.0L, 2.8L & 4.2L diesels

TAILSTOCK KITS



8M0098561

For jet drive applications
Fits MCM 3.0L V6 TDI diesels

TAILSTOCK KITS



8M0098562

For jet drive applications
Fits 4.2L V8 TDI diesels

TAILSTOCK KITS



98-8M0106963

For jet drive applications
Fits Mercury 6.2L and 8.2L engines

REMOTE OIL FILTER KITS

Relocates the oil filter from lower block mount to a higher exhaust elbow mount for ease of servicing.

REMOTE OIL FILTER KIT



807459A 3

Fits 1996-2002 MCM V-6 (Gen+) Carb & TBI engines (s/n 0F803000-0M614999). Also fits the 4.3L Plus-Series engine.

REMOTE OIL FILTER KIT



864990A 2

Fits 2002-2015 MCM V-6 Carb engines (s/n 0M615000 thru 2A454127).

REMOTE OIL FILTER KIT



35-806329A 1

Fits 1996-2015 MCM/MIE V-8 (305 & 350 cid) engines with 4 in.(102 mm) O.D. exhaust elbows. Also fits 1997-2002 Tow Sports V-8 (350 & 377 cid) engines (s/n 0K040001-0M316999). See application chart.

REMOTE OIL FILTER KIT



807459A09

Fits 1997-2002 MCM V-8 (305 & 350 cid) carb engines with standard cooling (s/n 0K001501-0M614999).

REMOTE OIL FILTER KIT



864990A 1

Fits 2001-2002 MCM V-8 (305 & 350 cid) carb engines with closed cooling (s/n 0M300000-0M614999). Fits 2002-2009 MCM V-8 (305 & 350 cid) carb engines (s/n 0M615000 thru 1A607561).

REMOTE OIL FILTER KIT CHART

MCM Remote Oil Filter Kits

Model	Model Notes	Year Range	Serial # Range	Remote Oil Filter Kit
MCM 4 cyl. (153 & 181 cid)		1983 - 1995	6229718 and up	(5)
MCM 4 cyl. (181 cid)		1996 - 2015	0F604000 and up	N.L.A.
MCM V-6 (229 cid)		1983 - 1984	6330183 and up	(5)
MCM V-6 (262 cid)	3 in.(76 mm) exhaust elbows	1985 - 1986	0A331455 - 0B527955	(5)
MCM V-6 (262 cid)	4 in.(102 mm) exhaust elbows	1985 - 1990	0A331455 - 0D445799	N.L.A.

Not all parts listed are available for the European, C.I.S., Africa and Middle East Markets.
 For more information, please contact your local Mercury, Mariner, MerCruiser or Quicksilver Office.

Model	Model Notes	Year Range	Serial # Range	Remote Oil Filter Kit
MCM V-6 (262 cid)		1991 - 1996	0D445800 - 0F802999	N.L.A.(2)(3)
MCM V-6 (262 cid) (Gen +)	Carb & TBI engines	1996 - 2002	0F803000 - 0M614999	807459A 3
MCM V-6 (262 cid) (Gen +)	Carb engines	2002 - 2015	0M615000 - 2A454127	864990A 2
MCM V-6 (262 cid) (Gen +)	MPI engines	2002 - 2016	0M300000 - 2A506375	(6)
MCM V-8 (305 & 350 cid)	CEO exhaust manifolds	1983 - 1986	6218462 - 0B525981	N.L.A.(4)
MCM V-8 (305 & 350 cid)	3 in.(76 mm) exhaust elbows	1987 - 1990	0B525982 - 0D445799	N.L.A.(4)
MCM V-8 (305 & 350 cid)	4 in.(102 mm) exhaust elbow	1987 - 1990	0B525982 - 0D445799	35-806329A 1(1)(2)(3)
MCM V-8 (305 & 350 cid) Alpha		1991 - 1996	0D445800 - 0K001500	35-806329A 1(1)(2)(3)
MCM V-8 (305 & 350 cid) Bravo		1991 - 1996	0D445800 - 0K001500	(6)
MCM V-8 (305 & 350 cid)		1997 - 2001	0K001501 - 0M299999	807459A09
MCM V-8 (305 & 350 cid)	Carb engines	2002	0M300000 - 0M614999	807459A09
MCM V-8 (305 & 350 cid)	Carb engines	2002 - 2009	0M615000 - 1A607561	864990A 1
MCM V-8 (305, 350 & 377 cid)	MPI engines	2002 - 2014	0M300000 - 2A445872	(6)
MIE V-8 (305, 350 & 377 cid)	CEO exhaust manifolds	1981 - 2019	5907058 and up	(6)
Ski V-8 (350 cid)	3 in.(76 mm) exhaust elbows	1987 - 1990	0B514627 - 0D434549	N.L.A.(4)
Ski V-8 (350 cid)	4 in.(102 mm) exhaust elbow	1987 - 1996	0B514627 - 0K040000	35-806329A 1(1)(2)(3)
Ski V-8 (350 cid)		1997 - 2002	0K040001 - 0M316999	35-806329A 1(1)(2)(3)
Ski V-8 (350 & 377 cid)		2002 - 2015	0M317000 - 2A455977	(5)
MX 6.2L Black Scorpion Ski		2001 - 2015	0L670015 - 2A460138	(7)
MCM/MIE V-8 (454, 496 & 502 cid)	CEO exhaust manifolds	1982 - 2019	6083145 and up	(6)
Ski V-8 (454 cid)		1995 - 1996	0F215800 and up	(6)

- (1) If the engine has stainless steel exhaust elbows on it, order Oil Filter Bracket Kit P/N 817403A 4 also.
- (2) If the engine has 6 in.(152 mm) risers installed on it, an Oil Filter Hose Extension Kit may be required.
- (3) If the engine has cast iron exhaust elbows and 3 in.(76 mm) risers, order 2 studs P/N 16-11376
- (4) If the engine has 3 in.(76 mm) risers, order 2 studs P/N 16-34713
- (5) No Kit Available
- (6) Standard Equipment
- (7) Factory installed option only

REMOTE OIL FILTER BRACKET KIT

Relocates the oil filter when installing 6 in.(152 mm) risers to engines that have the remote oil filter bracket attached to the cast iron exhaust elbows.

REMOTE OIL FILTER BRACKET KIT



861557A 1

Fits 1997 & newer MIE engines with 6 in.(152 mm) risers & cast iron elbows. Will not work on engines with stainless steel elbows.

REMOTE OIL FILTER BRACKET KIT CHART

MCM Oil Filter Bracket

Model	Year Range	Serial # Range	Oil Filter Bracket Kit
MIE 5.7L (Gen +)	1998 - 2001	0L002003 - 0M299999	861557A 1
MIE 350 Mag MPI (Gen +)	1998 - 2001	0L002008 - 0M299999	861557A 1
MIE 350 Horizon (Gen +)	1999 - 2001	0L304700 - 0M299999	861557A 1
MIE MX 6.2 MPI	2001	0L680003 - 0M299999	861557A 1
Ski 5.7L	1997	0K040004 - 0K999999	861557A 1
Ski 5.7L (Gen +)	1998 - 2001	0L002005 - 0M299999	861557A 1
Ski 350 Mag	1997	0K040400 - 0K999999	861557A 1
Ski 350 Mag EFI (Gen +)	1997	0K040006 - 0K999999	861557A 1
Ski 350 Mag MPI (Gen+)	1998 - 2001	0L002600 - 0M299999	861557A 1
Black Scorpion Ski MIE	1997 - 2003	0K040001 - 0M391599	861557A 1
MX 6.2 Black Scorpion Ski	2001 - 2003	0L680015 - 0M391599	861557A 1
MCM 7.4L Bravo (Gen VI)	1996 - 1997	0F800700 - 0K999999	861557A 1

Model	Year Range	Serial # Range	Oil Filter Bracket Kit
MIE 7.4L MPI (Gen VI)	1998 - 2001	0L002006 - 0L674613	861557A 1
MIE 454 Mag MPI Horizon	1998 - 2001	0L002200 - 0L674000	861557A 1
MIE 8.2L MPI (Gen VI)	1998 - 2001	0L002450 - 0L674200	861557A 1

OIL DRAIN HOSE KITS

These oil drain kits allow draining of engine oil through the oil pan drain plug.

OIL DRAIN KIT



32-865277A02

Includes special tether so oil drain hose can be pulled out through the boat bilge drain hole to drain engine oil. Boat needs to be removed from the water to take advantage of this feature.

Fits 1995 and older MCM GM 4 cyl., V-6 & V-8 engines (all, except 8.1L) with standard (SAE) 1/2-20 oil drain plug threads.

OIL DRAIN KIT



32-865278A03

Includes special tether so oil drain hose can be pulled out through the boat bilge drain hole to drain engine oil. Boat needs to be removed from the water to take advantage of this feature.

Fits 1997-2000 MCM V-6 (s/n 0K000000-0M000000).

OIL DRAIN KIT



32-865278A04

Includes special tether so oil drain hose can be pulled out through the boat bilge drain hole to drain engine oil. Boat needs to be removed from the water to take advantage of this feature.

Fits 2009-2016 and newer MCM V-6 MPI engines (s/n 1A343329 thru 2A528897).

OIL DRAIN KIT



32-865281A02

Includes special tether so oil drain hose can be pulled out through the boat bilge drain hole to drain engine oil. Boat needs to be removed from the water to take advantage of this feature.

Fits 1996 and up MCM V-8 engines with metric M12 oil pan drain plug threads. Also fits 4.5L V6 engines.

OIL DRAIN HOSE KIT CHART

MCM Oil Drain Hose Kits

Model	Model Notes	Year Range	Serial # Range	Oil Drain Hose Kit with Tether
MCM 4 cyl. (153 & 181 cid)		1983 - 2016	6229718 - 2A506300	32-865277A02
MCM V-6 (229cid)		1983 - 1984	6330183 - 6919655	32-865277A02
MCM V-6 (262cid)		1985 - 1996	0A331455 - 0F802999	32-865277A02
MCM V-6 (262cid)	Cast aluminum oil pan	1996	0F803000 - 0K000000	(1)
MCM V-6 (262cid)		1997 - 2000	0K000001 - 0M000000	32-865278A03
MCM V-6 (262cid)	Jackshaft models	1999 - 2012	0L320000 and up	N.L.A.
MCM V-6 (262cid)	MPI engines	2009 - 2016	1A343329 - 2A528897	32-865278A04
MCM V-6 4.5L	MPI engines	2014 - 2019	2A441953 and up	32-865281A02

Not all parts listed are available for the European, C.I.S., Africa and Middle East Markets.
For more information, please contact your local Mercury, Mariner, MerCruiser or Quicksilver Office.

Model	Model Notes	Year Range	Serial # Range	Oil Drain Hose Kit with Tether
MCM V-8 (305 & 350cid)	1/2-20 oil plug threads	1983 - 1995	6218462 - 0F600999	32-865277A02
MCM V-8 (305, 350 & 377cid)	12MM oil plug threads	1996 - 2015	0F601000 - 2A455872	32-865281A02
MCM V-8 (305, 350 & 377cid)	MPI engines	2009 - 2015	1A342186 - 2A455878	32-865281A02
MCM V-8 6.2L Mercury	MPI engines	2016 - 2019	2A456613 and up	32-865281A02
MCM V-8 (454cid)	1/2-20 oil plug threads	1982 - 1996	6083145 - 0F800699	32-865277A02
MCM V-8 (454cid)	12MM oil plug threads	1996 - 2001	0F800700 - 0M024999	32-865281A02
MCM V-8 (496cid)	12MM oil plug threads	2009 - 2012	1A349411 - 1A352731	32-865281A02
MCM V-8 (502cid)	1/2-20 oil plug threads	1990 - 1993	0C878221 - 0F802599	32-865277A02
MCM V-8 (502cid)	12MM oil plug threads	1996 - 2019	0F802600 - 0M024999	32-865281A02

(1) Kit not available

WATER ELIMINATOR

Uses polymer crystals encased in a plastic filter to absorb water from the fuel in a fuel tank. Supplied with a 2 ft.(610 mm) lanyard. Sold in counter display box. Approximate dimensions: 3-1/2 in.(89 mm) a 1-1/4 in.(32 mm).

WATER ELIMINATOR



67-808887Q

Contains a drying agent commonly used to keep small, sealed containers dry. It absorbs water that has collected in the fuel tank.

How to use: Attach to the inside fuel cap with the lanyard (included). Adjust the lanyard so the Water Eliminator sits at the bottom of the fuel tank. Replace as needed.

For use in all octane grades of gasoline, including ethanol blended. Not recommended for diesel fuel.

For use in all 2-cycle and 4-cycle gasoline outboard, sterndrive, inboard and jet drive marine engines.

Priced individually, sold @ multiples of 6

Quicksilver Branded, Point of Sale Packaged.

BOOST PUMP KIT

BOOST PUMP KIT



862264A 7

Helps minimize vapor locking

Fits MCM/MIE 4.3L, 5.0L, 5.7L & 6.2L EFI/MPI engines

FUEL FILTER KIT

FUEL FILTER KIT



35-864572A 1

Prevents blockage of the boost pump inlet from debris that may be in the fuel tank. This filter is installed in-line between the fuel tank and boost pump. Standard equipment with all current engines using a boost pump. This filter will backfit older MerCruiser 8.1S/496 Mag engines.

Fits all MCM/MIE gasoline engines using a boost pump.

FUEL FILTER



35-864572

Replacement in-line filter
Fits all MCM/MIE gasoline engines using a boost pump.

HIGH CAPACITY WATER SEPARATING FUEL FILTER - GASOLINE OR DIESEL

WATER SEPARATING FUEL FILTER KIT



35-8M0082290

Kit consisting of our vessel mounted head (without fittings) and our High Capacity water separating fuel filter. Our brass fittings may be used with gas engines but stainless steel fittings p/n 22-8M0058419 are required in diesel applications. Filter features 10 micron, 90% efficiency with a 120 gallon per hour flow rate. Compatible with most 2-Stroke and 4-Stroke Outboards and most Inboard & Sterndrive Gas and Diesel Engines.
Quicksilver Branded

WATER SEPARATING FUEL FILTER



35-8M0079962

High volume replacement filter featuring 10 micron filtration with over 90% efficiency, flowing 120 gallons per hour while separating water from your fuel. The internal epoxy coating protects against corrosion and the low pressure drop reduces fuel flow restriction helping to prevent vapor-locking and stalling. This filter contains 25% more media than comparable aftermarket filters, providing longer life and improved water separation.

Fits remote mounted applications that do not have clearance issues.
Quicksilver Branded

WATER SEPARATING FUEL FILTERS -GASOLINE

WATER SEPARATING FUEL FILTER KIT



35-802893Q 4

For gasoline use only. Degree of filtration is 25 micron, minimum. Used in both outboard and MerCruiser applications (except 1992 MerCruiser 4.3 L Gen II engines equipped with an in-line fuel filter).
Quicksilver Branded, Box Point of Sale Packaged.

WATER SEPARATING FUEL FILTER KIT



35-807172A 1

For gasoline use only.
For use on 1992 MCM 4.3L Gen II engines equipped with an in-line fuel filter.

FUEL FILTER



35-866594Q01

10 micron
For MerCruiser 1.6L Vazer and 3.0L MPI EC engines
Quicksilver Branded, Box Point of Sale Packaged.

WATER SEPARATING FUEL FILTER



35-802893Q01

25 micron
 Used in both outboard and MerCruiser applications (except 1992 MerCruiser 4.3 L Gen II engines equipped with an in-line fuel filter & 1.6L Vazer and 3.0L MPI engines).
 Priced individually, sold @ multiples of 6
 Quicksilver Branded, Box Point of Sale Packaged.

WATER SEPARATING FUEL FILTER



35-8M0000202

Fits Mercury Racing 850, 1075 & 1200 SCi engines
 Mercury Branded

WATER SEPARATING FUEL FILTER KIT



35-8M0000493

For Mercury Racing 1200 SCi and all QC4V engines
 Mercury Branded

WATER SEPARATING FUEL FILTER



892687A02

Replacement filter & canister
 Fits 2004-2015 MCM/MIE engines with Gen III fuel cooler

WATER SEPARATING FUEL FILTER



35-8M0093688

Replacement filter
 Fits 2004-2015 MCM/MIE engines with Gen III fuel cooler

WATER SEPARATING FILTER BRACKET



89876A 3

Includes brass fittings.
 For vessel mounted applications.

THREADED HOSE BARB



22-89771Q 2

For use with 5/16" (8 mm) I.D. hose and applications requiring a 1/4" NPT thread. Threads into our portable fuel tanks and will also work with our water separating filter bracket.

A .250 inch ID brass fitting for use with gasoline fuel only. This material should not be used with diesel fuels.

Priced individually, sold @ multiples of 2
 Quicksilver Branded, Clamshell Package Point of Sale Packaged.

THREADED HOSE BARB



22-8M0058419

For use with 5/16" (8 mm) I.D. hose and applications requiring a 1/4" NPT thread. Threads into our portable fuel tanks and will also work with our water separating filter bracket.

A stainless steel fitting for use with both gasoline and diesel fuel. This fitting has a .300 inch ID.

THREADED HOSE BARB



22-8M0125175

For use with 3/8"-18 (9.5MM). Threads into our portable fuel tanks and will also work with our water separating filter bracket.

.375 inch ID stainless steel fitting for use with both gasoline and diesel fuel.

FUEL LINE SNAPPER CLAMP



54-41582Q 7

For use with our gray color, 5/16 in. (8 mm) I.D. fuel line.

Priced individually, sold @ multiples of 2

Quicksilver Branded, Clamshell Package Point of Sale Packaged.

WATER SEPARATING FUEL FILTERS -DIESEL

WATER SEPARATING FUEL FILTER



882376

Fits 1.7 MS 120

WATER SEPARATING FUEL FILTER



35-879172104

Fits all QSD 2.0, 2.8, & 4.2 engines

WATER SEPARATING FUEL FILTER



35-8M0103963

Fits 530D-TA/D183/D3.0L (s/n 0B993002-0D725459), 636D-TA/D219/D3.6L (s/n 0B993002-0F306929), and D254/D4.2L (s/n 0C489461-0F450249) diesel engines

WATER SEPARATING FUEL FILTER



35-807256T

Fits 2.8 EI & ES, D3.0L (s/n 0D725460 and up), D3.6L (s/n 0F306930 and up), and D4.2L (s/n 0F450250 and up)

WATER SEPARATING FUEL FILTER



35-880830T

Replacement element

Fits 4.2L MI & MS

WATER SEPARATING FUEL FILTER



35-808275

Fits D7.3L (s/n 0F060000 and up)

WATER SEPARATING FUEL FILTER



35-8M0067337

Replacement element

Fits MCM/MIE 1.9L, 2.5L, 3.0L V6 and 4.2L V8 TDI diesel engines.

WATER SEPARATING FUEL FILTER



35-8M6002390

Fits MCM/MIE 4.2L V8 TDI 335 & 370 diesel engines (s/n CMC000200 & up)

RACOR WATER SEPARATING FUEL FILTERS - GASOLINE

These unique filters have a reusable bowl at the bottom of the filter. The bowl is made of metal to meet U.S. Coast Guard Regulations. These filters will flow up to 90 gallons (341 L) per hour and spin on existing MerCruiser and Volvo Penta inboards. Note: Clearance problems may occur in some instances. Check filter clearance prior to installation. For gasoline use. Can be mounted to filter bracket 89876A 3.

RACOR WATER SEPARATING FUEL FILTER



35-809100

Includes metal bowl.

All MCM/MIE models, except 1992 MCM 4.3L Gen II engines equipped with an in-line fuel filter. Degree of filtration is 10 micron.

RACOR WATER SEPARATING FUEL FILTER



35-809101

All MCM/MIE models, except 1992 MCM 4.3L Gen II engines equipped with an in-line fuel filter. Degree of filtration is 10 micron.

RACOR WATER SEPARATING FUEL FILTERS - DIESEL

10 micron filter

RACOR WATER SEPARATING FUEL FILTER



35-850481

3/4 in.(19 mm) - 16 SAE thread inlet and outlet

For diesel engines

35-809867

14 mm thread inlet and outlet

For diesel engines

RACOR WATER SEPARATING FUEL FILTER



35-809868T

Replacement Racor 10 micron element
For diesel engines with Racor water separating fuel filter

SEAWATER PICKUP



8M0113313

Bronze, thru hull mount, 2" (51 mm) pipe size
Primarily used on diesel applications with 2" (51 mm) seawater hose

SEAWATER PICKUPS

SEAWATER PICKUP



88845A 1

Transom mount, for 1-1/4 in.(32 mm) hose.
Fits any sterndrive engine that has an engine mounted seawater pump.

SEAWATER PICKUP



22-8M0102849

Transom mount, for 1-1/2 in.(38 mm) hose.
Primarily used on diesel engines with 1-1/2 in.(38 mm) seawater inlet hose.

SEAWATER PICKUP



22-818170A 2

Bronze, thru hull mount with seacock, 1-1/2 in.(38 mm) pipe size.
Primarily used on diesel applications with 1-1/2 in.(38 mm) seawater inlet hose

SEAWATER STRAINER

SEAWATER STRAINER



35-860603

Primarily used on diesel applications. For use with 1-1/2 in. (38 mm) I.D. seawater inlet hose. Order 1-1/2 in. (38 mm) barb fittings separately p/n 22-816339.

FITTING



22-816339

1-1/2 in.(38 mm) barb fitting for use with seawater strainer 35-860603

WATER PRESSURE RELIEF VALVE KIT

WATER PRESSURE RELIEF VALVE KIT



863208A 3

The purpose of this kit is to regulate engine block water pressure to a maximum of 30 psi and vent excess water overboard.
Fits all MCM engines in high performance applications where engine block water pressures are exceeding the maximum 30 psi.

CHECK VALVE KIT

CHECK VALVE KIT



864206A02

Prevents the discharge of engine cooling water through the drive unit during short term storage conditions.

Fits 2005-2015 MCM V-8 (305, 350 & 377 cid) MPI Bravo engines with standard cooling and Gen III fuel cool (s/n 0W060000 thru 2A455878). Not for use with Axis engines.

CHECK VALVE KIT



864206A03

Prevents the discharge of engine cooling water through the drive unit during short term storage conditions.

Fits 2005-2015 MCM V-8 (305, 350 & 377 cid) MPI Bravo engines with closed cooling and Gen III fuel cool (s/n 0W060000 thru 2A455872). Not for use with Axis engines.

DIAGNOSTIC TOOLS FOR MULTIPLE CYLINDER APPLICATIONS

VACUUMMATE



91-889236

3-in-1 Multi-function tool. Water and shock-resistant. Intake synchroniser / Dynamic fault analyser (valve diagnostics) / Tachometer. Allweather, can be used outdoors, even floats if dropped into the water.

This Marine model has rechargeable batteries for greater ease of use. Delivered with the VacuumMate in a nylon case are the unique flexi-rigid 4xM6, 4xM5 & T-piece adapters and a 12V power / charge cable

OPTIONAL FRONT ENGINE MOUNT

FRONT ENGINE MOUNT



76409F 1

6-1/2 in.(165 mm) centers by 5-7/8 in.(149 mm) high.
Fits MCM 120, 140, 2.5L & 3.0L/LX

PROPELLER SHAFT COUPLERS FOR MIE ONLY

Includes set screw and through bolts.

PROPELLER SHAFT COUPLER



79476A 1

5 in.(127 mm) diameter flange, 1 in.(25 mm) diameter bore
Fits Borg Warner 71 series Inline - 1.5:1, 2:1, 2.5:1, or 3:1 ratio; Borg Warner 71 series V-Drives; all 72 series; and all Hurth series transmissions

79476A 3

5 in.(127 mm) diameter flange, 1-1/4 in.(32 mm) diameter bore
Fits Borg Warner 71 series Inline - 1.5:1, 2:1, 2.5:1, or 3:1 ratio; Borg Warner 71 series V-Drives; all 72 series; and all Hurth series transmissions

79476A 4

5 in.(127 mm) diameter flange, 1-3/8 in.(35 mm) diameter bore
Fits Borg Warner 71 series Inline - 1.5:1, 2:1, 2.5:1, or 3:1 ratio; Borg Warner 71 series V-Drives; all 72 series; and all Hurth series transmissions

79476A 5

5 in.(127 mm) diameter flange, 1-1/2 in.(38 mm) diameter bore
Fits Borg Warner 71 series Inline - 1.5:1, 2:1, 2.5:1, or 3:1 ratio; Borg Warner 71 series V-Drives; all 72 series; and all Hurth series transmissions

79476A 6

5 in.(127 mm) diameter flange, 1-3/4 in.(44 mm) diameter bore
Fits Borg Warner 71 series Inline - 1.5:1, 2:1, 2.5:1, or 3:1 ratio; Borg Warner 71 series V-Drives; all 72 series; and all Hurth series transmissions

GEAR HOUSING REPLACEMENT SKEGS

REPLACEMENT SKEG



90185A 1

Will not fit original Alpha One drives
For MCM Alpha One Gen II drives (s/n OD469859 and above)

REPLACEMENT SKEG



815632A02

For MCM Bravo One & Bravo Three drives

REPLACEMENT SKEG



806688A02

For MCM Bravo Two drives

TRANSOM ADAPTER KIT

For use when replacing a Volvo or BMW sterndrive with a new standard MCM Alpha or Bravo sterndrive. It provides a rugged mounting that seals the competitors' larger transom cutouts and eliminates costly rework to fiberglass, aluminum, or steel transoms.

TRANSOM ADAPTER KIT



827691A 1

For use when replacing a Volvo or BMW sterndrive with a standard MerCruiser Alpha or Bravo sterndrive assembly. This kit provides a rugged mounting support that seals the competitors' larger transom cutouts and eliminates costly rework to fiberglass, aluminum, or steel transoms.

For use with 1970-1987 BMW Z-drives Mark 1 & Mark 2
For use with 1969-1977 Volvo AQ250, 270, 275, 280, 258, 290 & 290DP
For use with 1997 & older Volvo DP sterndrives

GALVANIC ISOLATOR KIT

Galvanically isolates a boat from all metals ashore as well as from other boats that are plugged into the same shore power circuit. The Galvanic Isolator is rated up to 60 amps capable of handling two 30 amp shore power circuits. The Monitor continually monitors the Galvanic Isolator, boat wiring and shore power wiring for faults. The Display provides both an audible and visual alarm if fault is detected. An added feature of the Monitor and Display is corrosion protection by supplying impressed current into the water, similar to the MerCathode system.

GALVANIC ISOLATOR



888557T01

Rated up to 60 amps - capable of handling two 30 amp shore power circuits.

MERCATHODE

Automatically protects the sterndrive from galvanic corrosion. A solid state device that operates off a 12 volt. The increased output provides greater protection for underwater aluminum parts. Its reliable, efficient operation requires an insignificant amount of current when protection is needed.

MERCATHODE KIT



98-8M0122010

Factory fit
Anode/reference electrode unit mounts in place of zinc anode under the gimbal housing, eliminating the need to drill holes through the transom. The new black Gen III MerCathode controller with the red decal is mounted inside the boat.
Fits 2014 and newer 4.5L V6 with Alpha drives

MERCATHODE KIT



8M0089497

Universal fit.
Anode/reference electrode unit mounts in place of zinc anode under the gimbal housing, eliminating the need to drill holes through the transom. The new black Gen III MerCathode controller with the red decal is mounted inside the boat.
Fits 2014 and newer Bravo drives

MERCATHODE KIT



8M0085693

Anode/reference electrode unit mounts in place of zinc anode under the gimbal housing, eliminating the need to drill holes through the transom. The new black Gen III Mercathode controller with the blue decal is mounted inside the boat.
Fits R, MR, Alpha One & Gen II, and Bravo drives. (2013 and older)

MERCATHODE KIT



42600A14

Kit includes the new black Gen III MerCathode controller with the red decal and 2 transom mounted anodes for boats requiring additional corrosion protection. This kit is used in conjunction with gimbal mounted anode/reference electrode unit p/n 98869A14. The new MerCathode controller replaces the existing blue controller mounted inside the boat.

Fits R, MR, Alpha One, Gen II & Bravo drives

MERCATHODE KIT



88334A 2

Transom mounted system is mounted with the anode and reference electrode on (and through) the transom of the boat on opposite sides of the drive. The new Gen III MerCathode controller with the blue decal is mounted inside the boat.

Fits all boat applications with a 12 volt operating system.

MERCATHODE CONTROL UNIT



8M0100517

Black Gen III controller with red decal.

Fits R, MR, Alpha One & Gen II, and Bravo drives.

MERCATHODE CONTROL UNIT



42600A09

Black Gen III MerCathode controller with blue decal and attaching hardware only. To be connected in parallel with 98869A14 Mercathode systems for certain salt water applications.

Fits R, MR, Alpha One & Gen II, and Bravo drives.

MERCATHODE ANODE



72957A 5

Replacement anode assembly for 88334 series Mercathode systems.

MERCATHODE ELECTRODE



72958A 5

Replacement electrode assembly for 88334 series Mercathode systems.

MERCATHODE REFERENCE ELECTRODE TESTER



91-8M0135998

Use with a digital multimeter to test the function of Mercathode systems. Senses an electrical current in the water when testing the Mercathode system.

ANODE KITS

ANODE KIT



888756Q04

Aluminum anodes - For use in saltwater or freshwater.

Fits 1984-1990 MR & Alpha One drives (s/n 6225577-0D469828)

Quicksilver Branded, Box Point of Sale Packaged.

888755Q04

Magnesium anodes - For freshwater use only. Do not use in saltwater applications.

Fits 1984-1990 MR & Alpha One drives (s/n 6225577-0D469828)

Quicksilver Branded, Box Point of Sale Packaged.

ANODE KIT



888756Q03

Aluminum anodes - For use in saltwater or freshwater.

Fits 1991 and newer Alpha One Gen II drives (s/n 0D469829 and up)

Quicksilver Branded, Box Point of Sale Packaged.

888755Q03

Magnesium anodes - For freshwater use only. Do not use in saltwater applications.

Fits 1991 and newer Alpha One Gen II drives (s/n 0D469829 and up)

Quicksilver Branded, Box Point of Sale Packaged.

ANODE KIT



888758Q02

Aluminum anodes - For use in saltwater or freshwater.

Fits 1988 and newer Bravo One drives (s/n 0B664190 and up)

Quicksilver Branded, Box Point of Sale Packaged.

888757Q02

Magnesium anodes - For freshwater use only. Do not use in saltwater applications.

Fits 1988 and newer Bravo One drives (s/n 0B664190 and up)

Quicksilver Branded, Box Point of Sale Packaged.



ANODE KIT



888761Q03

Aluminum anodes - For use in saltwater or freshwater.
 Fits 1988 and newer Bravo II drives (s/n 0B664190 and up)
 Fits 1995-2002 Bravo III drives (s/n 0F345868-0M179451)
 Quicksilver Branded, Box Point of Sale Packaged.

888760Q03

Magnesium anodes - For freshwater use only. Do not use in saltwater applications.
 Fits 1988 and newer Bravo II drives (s/n 0B664190 and up)
 Fits 1995-2002 Bravo III drives (s/n 0F345868-0M179451)
 Quicksilver Branded, Box Point of Sale Packaged.

ANODE KIT



888761Q04

Aluminum anodes - For use in saltwater or freshwater.
 Fits 2003 and newer Bravo III drives (s/n 0M179452 and up)
 Quicksilver Branded, Box Point of Sale Packaged.

888760Q04

Magnesium anodes - For freshwater use only. Do not use in saltwater applications.
 Fits 2003 and newer Bravo III drives (s/n 0M179452 and up)
 Quicksilver Branded, Box Point of Sale Packaged.

ANODES - TRANSOM

ANODIC PLATE



34762A 1

Zinc

ANODE KIT



55989Q 9

Aluminum
 Fits MC-I, R, MR, Alpha and Bravo drives (s/n 0D469828 and below)
 Priced individually, sold @ multiples of 2
 Quicksilver Branded, Clamshell Package Point of Sale Packaged.

55989T 3

Magnesium - For freshwater use only. Do not use in saltwater applications.
 Fits MC-I drives

GIMBAL HOUSING ANODE



821631Q 1

Aluminum
 Fits R, MR, Alpha One, Gen II, Bravo I, II, III, X, XR & XZ drives.
 Priced individually, sold @ multiples of 2
 Quicksilver Branded, Clamshell Package Point of Sale Packaged.

821631T 3

Magnesium - For freshwater use only. Do not use in saltwater applications.
 Fits R, MR, Alpha One, Gen II, Bravo I, II, III, X, XR & XZ drives.

ANODE-HANGING




809690A 1

Aluminum
 Provides additional corrosion protection when boat is at mooring. Fits all applications when hung over side of the boat.

ANODES - DRIVESHAFT HOUSING

DRIVESHAFT HOUSING ANODE




821629Q 1

Aluminum
Fits Alpha One Gen II drives.
Quicksilver Branded, Clamshell Package Point of Sale Packaged.

821629A 2

Magnesium - For freshwater use only. Do not use in saltwater applications.
Fits Alpha One Gen II drives.

DRIVESHAFT HOUSING ANODE



821630Q 1

Aluminum
Fits Bravo I, II, III, X, XR & XZ drives.
Quicksilver Branded, Clamshell Package Point of Sale Packaged.

821630A 2

Magnesium - For freshwater use only. Do not use in saltwater applications.
Fits Bravo I, II, III, X, XR & XZ drives

ANODES - PROPELLER

PROP NUT ANODE KIT



809664A 1

1-1/8 in. Shaft, 3/4 in. NF 16
Fits Mercury/Mariner 70 hp and higher outboards (except 225 EFI FourStroke);
Also fits MC-I, R, MR, Alpha, Bravo One & TRS sterndrives (1970 & newer)

PROP NUT ANODE KIT



809666A02

Aluminum, For use in saltwater or freshwater.
1-3/8 in. Shaft, 1 in. NF 14
Fits Bravo III drives (s/n 0M179451 and below)

809666A03

Magnesium, For use in freshwater only.
1-3/8 in. Shaft, 1 in. NF 14
Fits Bravo III drives (s/n 0M179451 and below)

REPLACEMENT PROP NUT ANODE



809662T

2 in. Aluminum Anode Shell
Replacement Shell for 809662A 1

REPLACEMENT PROP NUT ANODE



809666T

2-5/16 in. Aluminum Anode Shell
Replacement Shell for 809666A 1 and 809666A02

809666T01

2-5/16 in. Magnesium Anode Shell
Replacement Shell for 809666A03

REPLACEMENT PROP NUT ANODE



809670T

2-1/2 in. Aluminum Anode Shell
Replacement Shell for 809670A 1

865182A02

Magnesium - For freshwater use only. Do not use in saltwater applications.
Fits Bravo III (s/n 0M179452 and up)

PROP NUT ANODE



865182Q01

Aluminum
Fits Bravo III (s/n 0M179452 and up)
Quicksilver Branded, Clamshell Package Point of Sale Packaged.

ANODE CHART - PROPELLER NUT

Prop Nut Anodes

Thread Size/ per inch	Shaft Size	Zinc Size	Outside Diameter	Space Pounds	Space Grams	Complete Pounds	Complete Grams	Anodic Prop Nut Kit	Replacement Prop Nut Anode
1/2 inch NC 13	3/4 inch	A	1-1/4 inch	.20	90.9	.34	154.5	N.L.A.	N.L.A.
5/8 inch NC 11	7/8 inch	B	1-5/8 inch	.50	227.27	.82	372.7	N.L.A.	N.L.A.
3/4 inch NC 10	1 inch	C	2 inch	1.06	481.8	1.55	704.5	N.L.A.	809662T
3/4 inch NF 16	1 inch	C	2 inch	1.06	481.8	1.55	704.5	809664A 1	809662T
7/8 inch NC 9	1-1/4 inch	D	2-5/16 inch	1.50	681.8	2.20	999.9	N.L.A.	809666T
7/8 inch NF 14	1-1/4 inch	D	2-5/16 inch	1.50	681.8	2.20	999.9	N.L.A.	809666T
1 inch NF 14	1-3/8 inch	E	2-1/2 inch	1.70	772.7	2.55	1159	N.L.A.	809670T
1-1/8 inch NC 7	1-1/2 inch	F	2-3/4 inch	2.00	909.0	3.20	1454	N.L.A.	N.L.A.

ANODES - GEAR HOUSING

TRIM TAB



31640Q 4

Aluminum
Fits most Mercury/Mariner outboards 35 hp. & above and all MerCruiser except Bravo. Check for adequate propeller clearance prior to operation.
Quicksilver Branded, Clamshell Package Point of Sale Packaged.

31640T 6

Magnesium - For freshwater use only. Do not use in Saltwater applications.
Fits most Mercury/Mariner outboards 35 hp. & above and all MerCruiser except Bravo. Check for adequate propeller clearance prior to operation.

TRIM TAB



34127T 2

Zinc
An optional trim tab for R, MR and Alpha One drives. Provides increased steering torque reduction for non-power steering applications. Will not work with Black Max or other high rake propellers.

ANODIC PLATE



76214Q 5

Aluminum
Provides additional clearance for high rake propellers.
Fits Mercury/Mariner 35-300hp, Force 90 & 120hp 1995 and newer, MerCruiser Alpha One Gen II and Bravo I, II, III, X XR & XZ drives.
Priced individually, sold @ multiples of 2
Quicksilver Branded, Clamshell Package Point of Sale Packaged.

76214A 6

Magnesium - For freshwater use only. Do not use in saltwater applications.
Fits Mercury/Mariner 35-300 HP, Force 90 & 120 HP 1995 and newer, MerCruiser Alpha One Generation II and Bravo I, II and III drives.

TRIM TAB ANODE



822777Q 1

Aluminum
For applications where extra clearance is required for high rake propellers.
Fits most Mercury/Mariner 35 hp and above, Force 90/120 (1995 and newer), and all Mercury MerCruiser engines.
Quicksilver Branded, Clamshell Package Point of Sale Packaged.

822777A 2

Magnesium - For freshwater use only. Do not use in saltwater applications.
Fits most Mercury/Mariner 35 hp and above, Force 90/120 (1995 and newer), and all Mercury MerCruiser engines.

ANODIC PLATE



76214 4

Aluminum
Fits Bravo III with 2 pc. anti-ventilation plate
Fits Bravo III w/ 1 pc housing (s/n OM179452 and up)
Fits Vazer

76214 6

Magnesium - For freshwater use only. Do not use in saltwater applications.
Fits Bravo III with 2 pc. anti-ventilation plate

ANODE



806187A 1

Aluminum
Fits BlackHawk

ANODE



847635

Aluminum
Fits SSM VI & VII

BEARING CARRIER ANODE



806105Q 1

Aluminum
Fits Alpha One Gen II and Vazer drives.
Priced individually, sold @ multiples of 2
Quicksilver Branded, Clamshell Package Point of Sale Packaged.

BEARING CARRIER ANODE



806188Q01

Aluminum
Fits Bravo I
Quicksilver Branded, Clamshell Package Point of Sale Packaged.

806188A 2

Magnesium - For freshwater use only. Do not use in saltwater applications.
Fits Bravo I

PROP NUT ANODE



865182Q01

Aluminum
Fits Bravo III (s/n 0M179452 and up)
Quicksilver Branded, Clamshell Package Point of Sale Packaged.

865182A02

Magnesium - For freshwater use only. Do not use in saltwater applications.
Fits Bravo III (s/n 0M179452 and up)

ANODES - TRIM CYLINDER

TRIM CYLINDER ANODE



806189Q 1

Aluminum
Fits Alpha One Gen II drives.
Priced individually, sold @ multiples of 2
Quicksilver Branded, Clamshell Package Point of Sale Packaged.

ANODE BULK PAK

8M0059341

40 Aluminum Trim Cylinder Anodes per box. Equivalent to the individually packaged 806189Q1/T1.

NOTE: Does not include the mounting hardware.

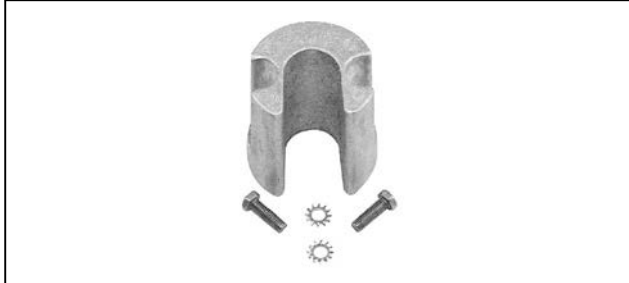
Fits Alpha One Gen II drives.

TRIM CYLINDER ANODE

806189A 2

Magnesium - For freshwater use only. Do not use in saltwater applications.
Fits Alpha One Gen II drives

TRIM CYLINDER ANODE



806190Q 1

Aluminum
Fits Vazer and Bravo I, II, III, X, XR, XZ and Blackhawk drives.
Priced individually, sold @ multiples of 2
Quicksilver Branded, Clamshell Package Point of Sale Packaged.

**ANODE BULK PAK
8M0059342**

10 Aluminum Trim Cylinder Anodes per box. Equivalent to the individually packaged 806190Q1/T1.
NOTE: Does not include the mounting hardware.
Fits Vazer and Bravo I, II, III, X, XR, XZ and Blackhawk drives.

**TRIM CYLINDER ANODE
806190A 2**

Magnesium - For freshwater use only. Do not use in saltwater applications.
Fits Vazer and Bravo I, II, III, X, XR, XZ and Blackhawk drives.

ANODE - ENGINE


ENGINE ANODE ASSEMBLY



879194217

M18 x 1.5 Plug w/ thread-in anode (20mm length x 15mm O.D.)
Fits 2.0L, 2.8L, 3.0L & 4.2L in-line diesel engines

ENGINE ANODE ASSEMBLY



8M0151540

Longer length for extended corrosion protection M18 x 1.5 Plug w/ thread-in anode (40mm length x 15mm O.D.)
Fits 3.0L V6 TDI diesel engines

ANODE - HEAT EXCHANGER

HEAT EXCHANGER ANODE



806000

3/8-18 NPT Plug w/ thread-in anode (32mm length x 13mm O.D.)
Fits 1994-2009 D2.8L, D3.0L, D3.6L & D4.2L in-line diesel engine heat exchangers, Also fits Racing 850 SCi, 1025 SCi, 1075 SCi & 1200SCi oil cooler housing.

ANODE CHART - MERCUISER

MerCruiser Anodes

Model	Year Range	Serial # Range	Gimbal Anodic Plate	Mat.	Gimbal Anodic Bolt Head	Mat.	Anodic trim Tab/Plate	Anodic trim Tab (Opt.)	Mat.	DIS Hsg. Anodic Plate	Mat.	Trim Cylinder Anode	Mat.	Bearing Carrier Anode	Mat.	Anodic Prop Nut Kit	Prop Nut Anode Only
60	1965 - 1966	1830753 - 2063740	34762A 1	Zinc	N/A	N/A	31640T 4	Alum.	N/A	N/A	N/A	N/A	N/A	N/A	N/A	N.L.A.	N.L.A.
60	1965 - 1966	1830753 - 2063740	34762A 1	Zinc	N/A	N/A	31640T 6	Magn.	N/A	N/A	N/A	N/A	N/A	N/A	N/A	N.L.A.	N.L.A.
80	1966 - 1969	2063741 - 2898029	34762A 1	Zinc	N/A	N/A	N.L.A.	N/A	N/A	N/A	N/A	N/A	N/A	N/A	N/A	N.L.A.	809662T
90	1970 - 1972	2898020 - 3225967	34762A 1	Zinc	N/A	N/A	N.L.A.	N/A	N/A	N/A	N/A	N/A	N/A	N/A	N/A	N.L.A.	809662T
I	1963	1534570 - 1684187	34762A 1	Zinc	N/A	N/A	34127T 2	Zinc	N/A	N/A	N/A	N/A	N/A	N/A	N/A	N.L.A.	809662T
IA/IB/IC	1964	1684188 - 1777798	34762A 1	Zinc	N/A	N/A	31640T 4	Alum.	34127T 2	Zinc	N/A	N/A	N/A	N/A	N/A	N.L.A.	809662T
IA/IB/IC	1964	1684188 - 1777798	34762A 1	Zinc	N/A	N/A	31640T 6	Magn.	N/A	N/A	N/A	N/A	N/A	N/A	N/A	N.L.A.	809662T
IA/IB/IC (EZ-Shift)	1965 - 1966	1776349 - 2065189	34762A 1	Zinc	N/A	N/A	31640T 4	Alum.	34127T 2	Zinc	N/A	N/A	N/A	N/A	N/A	N.L.A.	809662T
IA/IB/IC (EZ-Shift)	1965 - 1966	1776349 - 2065189	34762A 1	Zinc	N/A	N/A	31640T 6	Magn.	N/A	N/A	N/A	N/A	N/A	N/A	N/A	N.L.A.	809662T
120/140	1967 - 1969	2062141 - 2791956	34762A 1	Zinc	N/A	N/A	31640T 4	Alum.	N/A	N/A	N/A	N/A	N/A	N/A	N/A	N.L.A.	809662T
120/140	1967 - 1969	2062141 - 2791956	34762A 1	Zinc	N/A	N/A	31640T 6	Magn.	N/A	N/A	N/A	N/A	N/A	N/A	N/A	N.L.A.	809662T
120/140	1970 - 1977	2791957 - 4893634	N/A	N/A	55989Q 9	Alum.	31640T 4	Alum.	N/A	N/A	N/A	N/A	N/A	N/A	809664A 1	809662T	
120/140	1970 - 1977	2791957 - 4893634	N/A	N/A	55989T 3	Magn.	31640T 6	Magn.	N/A	N/A	N/A	N/A	N/A	N/A	809664A 1	809662T	
120/140	1978 - 1982	4893635 - 6225576	N/A	N/A	55989Q 9	Alum.	31640T 4	Alum.	34127T 2	Zinc	N/A	N/A	N/A	N/A	809664A 1	809662T	
120/140	1978 - 1982	4893635 - 6225576	N/A	N/A	55989T 3	Magn.	31640T 6	Magn.	N/A	N/A	N/A	N/A	N/A	N/A	809664A 1	809662T	
160	1967 - 1969	2065190 - 2763441	34762A 1	Zinc	N/A	N/A	34127T 2	Zinc	N/A	N/A	N/A	N/A	N/A	N/A	N.L.A.	809662T	
165	1970 - 1977	2763442 - 4890459	N/A	N/A	55989Q 9	Alum.	34127T 2	Zinc	N/A	N/A	N/A	N/A	N/A	N/A	809664A 1	809662T	
165	1978 - 1981	4890460 - 6288064	N/A	N/A	55989Q 9	Alum.	31640T 4	Alum.	34127T 2	Zinc	N/A	N/A	N/A	N/A	809664A 1	809662T	
165	1978 - 1981	4890460 - 6288064	N/A	N/A	55989T 3	Magn.	31640T 6	Magn.	N/A	N/A	N/A	N/A	N/A	N/A	809664A 1	809662T	
II	1962 - 1967	1474909 - 2278488	N/A	N/A	N/A	N/A	31640T 4	Alum.	N/A	N/A	N/A	N/A	N/A	N/A	N.L.A.	809666T	
II	1962 - 1967	1474909 - 2278488	N/A	N/A	N/A	N/A	31640T 6	Magn.	N/A	N/A	N/A	N/A	N/A	N/A	N.L.A.	809666T	
II (178-1)	1969	2507945 - 2671321	N/A	N/A	N/A	N/A	31640T 4	Alum.	N/A	N/A	N/A	N/A	N/A	N/A	N.L.A.	809666T	
II (178-1)	1969	2507945 - 2671321	N/A	N/A	N/A	N/A	31640T 6	Magn.	N/A	N/A	N/A	N/A	N/A	N/A	N.L.A.	809666T	
III	1968 - 1969	2373127 - 3002613	34762A 1	Zinc	N/A	N/A	34127T 2	Zinc	N/A	N/A	N/A	N/A	N/A	N/A	N.L.A.	809670T	
215E	1970 - 1972	2909035 - 2915034	34762A 1	Zinc	N/A	N/A	31640T 4	Alum.	N/A	N/A	N/A	N/A	N/A	N/A	N.L.A.	809670T	
215E	1970 - 1972	2909035 - 2915034	34762A 1	Zinc	N/A	N/A	31640T 6	Magn.	N/A	N/A	N/A	N/A	N/A	N/A	N.L.A.	809670T	
215H	1970	2782203 - 2909034	34762A 1	Zinc	N/A	N/A	31640T 6	Magn.	N/A	N/A	N/A	N/A	N/A	N/A	N.L.A.	809670T	
225-S	1974	3856268 - 4200499	N/A	N/A	55989Q 9	Alum.	31640T 4	Alum.	34127T 2	Zinc	N/A	N/A	N/A	N/A	809664A 1	809662T	
225-S	1974	3856268 - 4200499	N/A	N/A	55989T 3	Magn.	31640T 6	Magn.	N/A	N/A	N/A	N/A	N/A	N/A	809664A 1	809662T	
228	1977 - 1982	4782330 - 6229157	N/A	N/A	55989Q 9	Alum.	31640T 4	Alum.	34127T 2	Zinc	N/A	N/A	N/A	N/A	809664A 1	809662T	
228	1977 - 1982	4782330 - 6229157	N/A	N/A	55989T 3	Magn.	31640T 6	Magn.	N/A	N/A	N/A	N/A	N/A	N/A	809664A 1	809662T	
233	1975 - 1977	4200500 - 4782329	N/A	N/A	55989Q 9	Alum.	31640T 4	Alum.	34127T 2	Zinc	N/A	N/A	N/A	N/A	809664A 1	809662T	
233	1975 - 1977	4200500 - 4782329	N/A	N/A	55989T 3	Magn.	31640T 6	Magn.	N/A	N/A	N/A	N/A	N/A	N/A	809664A 1	809662T	
250	1977	4791300 - 4898729	N/A	N/A	55989Q 9	Alum.	31640T 4	Alum.	N/A	N/A	N/A	N/A	N/A	N/A	809664A 1	809662T	
250	1977	4791300 - 4898729	N/A	N/A	55989T 3	Magn.	31640T 6	Magn.	N/A	N/A	N/A	N/A	N/A	N/A	809664A 1	809662T	

Model	Year Range	Serial # Range	Gimbal Anodic Plate	Mat.	Gimbal Anodic Bolt Head	Anodic trim Tab/Plate	Mat.	Anodic Trim Tab (Opt.)	Mat.	DIS Hsg. Anodic Plate	Mat.	Trim Cylinder Anode	Mat.	Bearing Carrier Anode	Mat.	Anodic Prop Nut Kit	Prop Nut Anode Only
II-TR	1973 - 1976	3377316 - 4794899	34762A 1	Zinc	N/A	31640T 4	Alum.	N/A	N/A	N/A	N/A	N/A	N/A	N/A	N/A	N.L.A.	809670T
II-TR	1973 - 1976	3377316 - 4794899	34762A 1	Zinc	N/A	31640T 6	Magn.	N/A	N/A	N/A	N/A	N/A	N/A	N/A	N/A	N.L.A.	809670T
255-TRS	1973 - 1974	3377316 - 4203749	34762A 1	Zinc	N/A	31640T 4	Alum.	N/A	N/A	N/A	N/A	N/A	N/A	N/A	N/A	809664A 1	809682T
255-TRS	1973 - 1974	3377316 - 4203749	34762A 1	Zinc	N/A	31640T 6	Magn.	N/A	N/A	N/A	N/A	N/A	N/A	N/A	N/A	809664A 1	809682T
260	1978 - 1982	4898730 - 6229157	N/A	N/A	55989Q 9	Alum.	34127T 2	Zinc	N/A	N/A	N/A	N/A	N/A	N/A	N/A	809664A 1	809682T
260	1978 - 1982	4898730 - 6229157	N/A	N/A	55989T 3	Magn.	N/A	N/A	N/A	N/A	N/A	N/A	N/A	N/A	N/A	809664A 1	809682T
280-TRS	1975 - 1976	4203750 - 4895399	34762A 1	Zinc	N/A	31640T 4	Alum.	N/A	N/A	N/A	N/A	N/A	N/A	N/A	N/A	809664A 1	809682T
280-TRS	1975 - 1976	4203750 - 4895399	34762A 1	Zinc	N/A	31640T 6	Magn.	N/A	N/A	N/A	N/A	N/A	N/A	N/A	N/A	809664A 1	809682T
470	1976 - 1982	4208730 - 6225576	N/A	N/A	55989Q 9	Alum.	34127T 2	Zinc	N/A	N/A	N/A	N/A	N/A	N/A	N/A	809664A 1	809682T
470	1976 - 1982	4208730 - 6225576	N/A	N/A	55989T 3	Magn.	N/A	N/A	N/A	N/A	N/A	N/A	N/A	N/A	N/A	809664A 1	809682T
485	1980 - 1982	5487437 - 6225576	N/A	N/A	55989Q 9	Alum.	34127T 2	Zinc	N/A	N/A	N/A	N/A	N/A	N/A	N/A	809664A 1	809682T
485	1980 - 1982	5487437 - 6225576	N/A	N/A	55989T 3	Magn.	N/A	N/A	N/A	N/A	N/A	N/A	N/A	N/A	N/A	809664A 1	809682T
888	1971 - 1977	3106717 and up	N/A	N/A	55989Q 9	Alum.	34127T 2	Zinc	N/A	N/A	N/A	N/A	N/A	N/A	N/A	809664A 1	809682T
888	1971 - 1977	3106717 and up	N/A	N/A	55989T 3	Magn.	N/A	N/A	N/A	N/A	N/A	N/A	N/A	N/A	N/A	809664A 1	809682T
R/MR/Alpha One	1983 - 1989	6225577 - 0D469858	821631T 1	Alum.	55989Q 9	Alum.	34127T 2	Zinc	N/A	N/A	N/A	N/A	N/A	N/A	N/A	809664A 1	809682T
R/MR/Alpha One	1983 - 1989	6225577 - 0D469858	821631T 3	Magn.	55989T 3	Magn.	N/A	N/A	N/A	N/A	N/A	N/A	N/A	N/A	N/A	809664A 1	809682T
Alpha One (Gen.II)	1991 - 2019	0D469859 and up	821631T 1	Alum.	N/A	76214T 5	Alum.	31640T 4	Alum.	821629T 1	Alum.	806189T 1	Alum.	806105T 1	Alum.	809664A 1	809682T
Alpha One (Gen.II)	1991 - 2019	0D469859 and up	821631T 3	Magn.	N/A	76214A 6	Magn.	31640T 6	Magn.	821629A 2	Magn.	806189A 2	Magn.	N.L.A.	Magn.	809664A 1	809682T
Alpha One SS	1986 - 1989	0A549004 and up	N/A	N/A	55989Q 9	Alum.	82277T 1	Alum.	N/A	N/A	N/A	N/A	N/A	N/A	N/A	809664A 1	809682T
Alpha One SS	1986 - 1989	0A549004 and up	N/A	N/A	55989Q 9	Magn.	82277A 2	Magn.	N/A	N/A	N/A	N/A	N/A	N/A	N/A	809664A 1	809682T
Vazer	2007 - 2008	0W995000 and up	N.L.A.	Alum	N/A	76214 4	Alum.	N/A	N/A	N.L.A.	N/A	806190T 1	Alum.	806105T 1	Alum.	809664A 1	809682T
Bravo One	1988 - 2019	0B664190 and up	821631T 1	Alum.	N/A	76214T 5	Alum.	N/A	N/A	821630T 1	Alum.	806190T 1	Alum.	806188Q01	Alum.	809664A 1	809682T
Bravo One	1988 - 2019	0B664190 and up	821631T 3	Magn.	N/A	76214A 6	Magn.	N/A	N/A	821630A 2	Magn.	806190A 2	Magn.	806188A 2	Magn.	809664A 1	809682T
Bravo Two	1989 - 2019	0C564952 and up	821631T 1	Alum.	N/A	76214T 5	Alum.	N/A	N/A	821630T 1	Alum.	806190T 1	Alum.	806188Q01	N.L.A.	809670T	
Bravo Two	1989 - 2019	0C564952 and up	821631T 3	Magn.	N/A	76214A 6	Magn.	N/A	N/A	821630A 2	Magn.	806190A 2	Magn.	N/A	N.L.A.	809670T	
Bravo Three	1993 - 2001	0D763691 - 0M179452	821631T 1	Alum.	N/A	76214T 5	Alum.	76214 4	Alum.	821630T 1	Alum.	806190T 1	Alum.	N/A	N/A	809666A02	809666T
Bravo Three	1993 - 2001	0D763691 - 0M179451	821631T 3	Magn.	N/A	76214A 6	Magn.	76214 6	Magn.	821630A 2	Magn.	806190A 2	Magn.	N/A	Magn.	809666A03	809666T01
Bravo Three	2002 - 2019	0M179453 and up	821631T 1	Alum.	N/A	76214T 5	Alum.	76214 4	Alum.	821630T 1	Alum.	806190T 1	Alum.	N/A	Alum.	N/A	865182Q01
Bravo Three	2002 - 2019	0M179453 and up	821631T 3	Magn.	N/A	76214A 6	Magn.	76214 6	Magn.	821630A 2	Magn.	806190A 2	Magn.	N/A	Magn.	N/A	865182A02
Blackhawk	1994 - 1995	0F186717 and up	N/A	N/A	N/A	806187A 1	Alum.	N/A	N/A	N/A	N/A	806190T 1	Alum.	N/A	N/A	N/A	N/A
SSM III/IIIIV	1982 - 1995		34762A 1	Zinc	N/A	N/A	N/A	N/A	N/A	N/A	N/A	N/A	N/A	N/A	N/A	N/A	N/A
SSM VI/VII	1990 - 1995		848653T	Alum.	N/A	847635	Alum.	N/A	N/A	N/A	N/A	N/A	N/A	N/A	N/A	N/A	N/A
TR	1977 - 1987	4794900 and up	34762A 1	Zinc	N/A	31640T 4	Alum.	N/A	N/A	N/A	N/A	N/A	N/A	N/A	N/A	N.L.A.	809670T
TR	1977 - 1987	4794900 and up	34762A 1	Zinc	N/A	31640T 6	Magn.	N/A	N/A	N/A	N/A	N/A	N/A	N/A	N/A	N.L.A.	809670T
TRS	1977 - 1987	4794900 and up	34762A 1	Zinc	N/A	31640T 4	Alum.	N/A	N/A	N/A	N/A	N/A	N/A	N/A	N/A	809664A 1	809682T
TRS	1977 - 1987	4794900 and up	34762A 1	Zinc	N/A	31640T 6	Magn.	N/A	N/A	N/A	N/A	N/A	N/A	N/A	N/A	809664A 1	809682T

Not all parts listed are available for the European, C.I.S., Africa and Middle East Markets. For more information, please contact your local Mercury, Mariner, MerCruiser or Quicksilver Office.




ANODE CHARTS - ACCESSORIES AND INBOARD

Closed Cooling Anodes

Model	Year Range	Anode	Mat.	Size
120/140/165	1972 - 1982	54-808112	Zinc	1-1/2 inch X 1/2 inch anode w/ 3/8 inch pipe plug
888/215/225	1972 - 1977	54-808112	Zinc	1 1/2 inch X 1/2 inch anode w/ 3/8 inch pipe plug
233/255	1973 - 1977	54-808112	Zinc	1 1/2 inch X 1/2 inch anode w/ 3/8 inch pipe plug
255/280 (G.M.)	1975 - 1977	54-808112	Zinc	1 1/2 inch X 1/2 inch anode w/ 3/8 inch pipe plug
325/350	1972 - 1976	54-808112	Zinc	1 1/2 inch X 1/2 inch anode w/ 3/8 inch pipe plug
888/215	1971	N.L.A.	Zinc	1 3/4 inch X 3/8 inch anode w/ 1/4 inch pipe plug
325/350	1971	N.L.A.	Zinc	1 3/4 inch X 3/8 inch anode w/ 1/4 inch pipe plug
7.3L V-8 Diesel	1993 - 1995	54-808112	Zinc	2 inch X 1/2 inch anode with 3/8 inch pipe plug
530/636 Diesel	1989	879194217	Zinc	3/4 inch X 3/4 inch anode only
D183/D219 Diesel	1990 - 1993	879194217	Zinc	3/4 inch X 3/4 inch anode only
D254 Diesel	1990 - 1993	879194217	Zinc	3/4 inch X 3/4 inch anode only
D3.0/D3.6L Diesel	1994 - 1995	879194217	Zinc	3/4 inch X 3/4 inch anode only
D4.2L Diesel	1994 - 1995	879194217	Zinc	3/4 inch X 3/4 inch anode only

TRANSOM ASSEMBLY - ALPHA

TRANSOM ASSEMBLY



6-601000CP

1990 & older Alpha One

601000DP

1991-1993 Alpha One Gen II

6-6111002LP


1994-2016 Alpha One Gen II

6-6100002P

Alpha One Gen II - Digital.
Mercury 4.5L V6 Engine

TRANSOM ASSEMBLY - BRAVO

TRANSOM ASSEMBLY



6-6311002NZ

Bravo, Magnum
Used with 4.3L, 5.0L 350, 357, 377, 383, 5.7L, 6.2L non-DTS engines

6-62000010P

Bravo, Digital.
Used with 4.5, 6.2L (2016 and newer), 8.2L, 8.2L H.O. & DTS engines.

6-6315002TP

Bravo, SmartCraft
Used with 496 & 496 H.O.

6-6345002TP

Bravo, Magnum - Axius Gen I
Used with 5.0L, 350 Mag, 377 Mag, 496 & HO MPI engines w/ Axius Gen I steering

TRANSOM ASSEMBLY



6-6511002NZ


Bravo, Heavy Duty (w/o sender)
Used with Racing Products engines

6-620000091

Bravo, Heavy Duty w/ digital sender
Used with Racing Products engines

TRANSOM ASSEMBLY - BRAVO (SEACORE)

TRANSOM ASSEMBLY



6-6911002TP

Bravo, Magnum - SeaCore
Used with SeaCore 4.3L, 5.0L, 350, & 377 non-DTS engines

6-62000012P

Bravo, Digital, SeaCore
Used with SeaCore 4.5L, 6.2L (2016 & newer), 8.2L, 8.2L H.O. & DTS engines

6-6A15002TP

Bravo, SmartCraft - SeaCore
Used with SeaCore 496 & 496 H.O. engines

TRANSOM ASSEMBLY

Image not Available.

6-6A45002TP

Bravo, SmartCraft - SeaCore Axius Gen I

STERNDRIVES - ALPHA ONE

NOTE: When using the Alpha One Sterndrive Assembly as a replacement on earlier (pre 1983) 4 & 6 cylinder inline models, it will be necessary to replace the standard yoke with a short U-joint yoke. This yoke is not included and must be removed from the old unit.

ALPHA ONE STERNDRIVE



5-5010130CP

Alpha One
1.30 ratio
Standard Rotation (RH)

5-5010147CP

Alpha One
1.47 ratio
Standard Rotation (RH)

5-5010162CP

Alpha One
1.62 ratio
Standard Rotation (RH)

5-5010181CP

Alpha One
1.81 ratio
Standard Rotation (RH)

5-5010194CP

Alpha One
1.94 ratio
Standard Rotation (RH)

STERNDRIVES - ALPHA ONE GEN II

ALPHA ONE GEN II STERNDRIVE



5-5121200TP

Alpha One Gen II
1.47 ratio
Standard Rotation (RH)

5-5111200TP

Alpha One Gen II
1.47 ratio
Counter Rotation (LH)

5-5121300TP

Alpha One Gen II
1.62 ratio
Standard Rotation (RH)

5-5111300TP

Alpha One Gen II
1.62 ratio
Counter Rotation (LH)

5-5121400TP

Alpha One Gen II
1.81 ratio
Standard Rotation (RH),

5-5111400TP

Alpha One Gen II
1.81 ratio
Counter Rotation (LH)

5-5121600TP

Alpha One Gen II
2.00 ratio
Standard Rotation (RH)

5-5111600TP

Alpha One Gen II
2.00:1 Ratio
Counter Rotation (LH)
(s/n OW535509 and below)

5-5121700TP

Alpha One Gen II
2.40 ratio
Standard Rotation (RH)

STERNDRIVES - BRAVO ONE (CLASSIC)

Brand new and fresh from the factory, the classic Bravo sterndrive look is still available on selected p/n's. They feature all of the latest improvements to the cone clutch and machining improvements that make Bravo sterndrives best in class for shift smoothness and durable performance. If the specific drive you are looking for is not listed, please refer to MerCruiser Service Bulletin 2005-11 for alternate options.

BRAVO ONE STERNDRIVE



5-5231200NP

Bravo One
1.50 ratio
with dual water pickup
(s/n OW249999 and below)

STERNDRIVES - BRAVO ONE

BRAVO ONE STERNDRIVE



5-5231100TP

Bravo One
1.36 ratio with dual water pickup
(s/n OW250000 & up)

5-5231200TP

Bravo One
1.50 ratio with dual water pickup
(s/n 0W250000 and up)

5-5231300TP

Bravo One
1.65 ratio with dual water pickup
(s/n 0W250000 and up)

5-5237100TP

Bravo One X
1.36 ratio with dual water pickup
(s/n 0W250000 and up)

5-5237200TP

Bravo One X
1.50 ratio with dual water pickup
(s/n 0W250000 and up)

5-5237300TP

Bravo One X
1.65 ratio with dual water pickup
(s/n 0W250000 and up)

BRAVO ONE STERNDRIVE

Image not
Available.

5-5E31900UP

Bravo One XR
1.35 ratio with dual water pickup
(s/n 0W240000 and up)

BRAVO ONE STERNDRIVE



5-5E31200UP

Bravo One XR
1.50 ratio with dual water pickup
(s/n 0W240000 and up)

STERNDRIVES - BRAVO ONE (SEACORE)

BRAVO ONE STERNDRIVE



5-5J31200TP

Bravo One - SeaCore
1.50 ratio with dual water pickup

5-5J31300TP

Bravo One - SeaCore
1.65 ratio with dual water pickup

5-5J37200TP

Bravo One X - SeaCore
1.50 ratio with dual water pickup

5-5J37300TP

Bravo One X - SeaCore
1.65 ratio with dual water pickup

STERNDRIVES - BRAVO TWO (CLASSIC)

Brand new and fresh from the factory, the classic Bravo sterndrive look is still available on selected p/n's. They feature all of the latest improvements to the cone clutch and machining improvements that make Bravo sterndrives best in class for shift smoothness and durable performance.

If the specific drive you are looking for is not listed, please refer to MerCruiser Service Bulletin 2005-11 for alternate options.

BRAVO TWO STERNDRIVE



5-5331600LP

Bravo Two
2.00 ratio
(s/n 0W249999 and below)

STERNDRIVES - BRAVO TWO

BRAVO TWO STERNDRIVE



5-5331200TP

Bravo Two
1.50 ratio
(s/n 0W250000 and up)

5-5331400TP

Bravo Two
1.81 ratio
(s/n 0W250000 and up)

5-5331600TP

Bravo Two
2.00 ratio
(s/n 0W250000 and up)

5-5331500TP

Bravo Two
2.20 ratio
(s/n 0W250000 and up)

5-5331400TP

Bravo Two X
1.81 ratio
(s/n 0W250000 and up)

5-5337600TP

Bravo Two X
2.00 ratio
(s/n OW250000 and up)

5-5337500TP

Bravo Two X
2.20 ratio
(s/n OW250000 and up)

STERNDRIVES - BRAVO TWO (SEACORE)

BRAVO TWO STERNDRIVE



5-5K31600TP

Bravo Two - SeaCore
2.00 ratio

5-5K31500TP

Bravo Two - SeaCore
2.20 ratio

5-5K37400TP

Bravo Two X - SeaCore
1.81 ratio

5-5K37600TP

Bravo Two X - SeaCore
2.00 ratio

STERNDRIVES - BRAVO THREE (CLASSIC)

Brand new and fresh from the factory, the classic Bravo sterndrive look is still available on selected p/n's. They feature all of the latest improvements to the cone clutch and machining improvements that make Bravo sterndrives best in class for shift smoothness and durable performance.

If the specific drive you are looking for is not listed, please refer to MerCruiser Service Bulletin 2005-11 for alternate options.

BRAVO THREE STERNDRIVE



5-5441400LP

Bravo Three
1.81 ratio
(s/n OW249999 and below)

5-5441600LP

Bravo Three
2.00 ratio
(s/n OW249999 and below)

5-5441500LP

Bravo Three
2.20 ratio
(s/n OW249999 and below)

STERNDRIVES - BRAVO THREE

BRAVO THREE STERNDRIVE



5-5441200TP

Bravo Three
1.50 ratio
(s/n OW250000 and up)

5-5441400TP

Bravo Three
1.81 ratio
(s/n OW250000 and up)

5-5441600TP

Bravo Three
2.00 ratio
(s/n OW250000 and up)

5-5441500TP

Bravo Three
2.20 ratio
(s/n OW250000 and up)

5-5441700TP

Bravo Three
2.43 ratio
(s/n OW250000 and up)

5-5447400TZ

Bravo Three X, dual water pickup
1.81 ratio
(s/n OW250000 and up)

5-5447600TZ

Bravo Three X, dual water pickup
2.00 ratio
(s/n OW250000 and up)


5-5447500TZ

Bravo Three X, dual water pickup
2.20 ratio
(s/n OW250000 and up)

5-5H41300UP

Bravo Three XR, dual water pickup
1.65 ratio
(s/n OW240000 and up)

BRAVO THREE STERNDRIVE



5-5H41400UP

Bravo Three XR, dual water pickup
1.81 ratio
(s/n OW240000 and up)

BRAVO THREE STERNDRIVE



5-5H41600TZ

Bravo Three XR, dual water pickup
2.00 ratio
(s/n 0W240000 and up)

STERNDRIVES - BRAVO THREE (SEACORE)

BRAVO THREE STERNDRIVE



5-5L41300TP

Bravo Three - SeaCore
1.65 ratio

5-5L41400TP

Bravo Three - SeaCore
1.81 ratio

5-5L41600TP

Bravo Three - SeaCore
2.00 ratio

5-5L41500TP

Bravo Three - SeaCore
2.20 ratio

5-5L41700TP

Bravo Three - SeaCore
2.43 ratio

5-5L47400TP

Bravo Three X - SeaCore
1.81 ratio

5-5L47600TP

Bravo Three X - SeaCore
2.00 ratio

5-5L47500TP

Bravo Three X - SeaCore
2.20 ratio

5-5M41600TP

Bravo Three XR - SeaCore
2.00 ratio

DRIVESHAFT HOUSINGS - COMPLETE

NOTE: When using the Alpha One Driveshaft Housing Assembly as a replacement on earlier (pre 1983) 4 & 6 cylinder inline models, it will be necessary to replace the standard yoke with a short U-joint yoke (p/n 39385A 1). This yoke is not included and must be removed from the old unit or ordered separately.

ALPHA ONE DRIVESHAFT HOUSING - COMPLETE



1547- 9412A19

1.32 ratio
Fits MC-I, R, MR & Alpha One

1547- 9412A20

1.50 ratio
Fits MC-I, R, MR & Alpha One

1547- 9412A21

1.65 ratio
Fits MC-I, R, MR & Alpha One


1547- 9412A22

1.84 ratio
Fits MC-I, R, MR & Alpha One

1547- 9412A23

1.98 ratio
Fits MC-I, R, MR & Alpha One

ALPHA ONE GEN II DRIVESHAFT HOUSING - COMPLETE



1547- 861063A12

1.47 ratio
Fits Alpha One Gen II

1547- 861063A10

1.62 & 2.00 ratios
Fits Alpha One Gen II

1547- 861063A 8

1.81 ratio
Fits Alpha One Gen II

1547- 861063A 6

1.94 & 2.40 ratio
Fits Alpha One Gen II

BRAVO DRIVESHAFT HOUSING - COMPLETE



1589-863836A50

Fits Bravo I & Perf. (1.36), II (1.50 & 1.81) & III (1.36 & 1.81) (s/n OD469909-0W249999)

1589-863836A51

Fits Bravo I & Perf. (1.50), II (1.65 & 2.00) & III (1.50, 1.65 & 2.00) (s/n OD469920-0W249999)

1589-863836A52

Fits Bravo I & Perf. (1.65), II (2.20) & III (2.20 & 2.43 ratio) (s/n 0W249999 & below)

1589-863836A66

Fits Bravo I X & XZ (1.36), II X (1.50 & 1.81) & III X (1.36 & 1.81) (s/n 0M100001-0W249999)


1589-863836A67

Fits Bravo I X & XZ (1.50), II X (1.65 & 2.00) & III X (1.50, 1.65 & 2.00) (s/n 0M100001-0W249999)

1589-863836A56

Fits Bravo I XR (s/n 0M100001-0W239999)

BRAVO DRIVESHAFT HOUSING - COMPLETE



1589-865440H50

Fits Bravo I (1.36), II (1.50) & III (1.36) (s/n 0W250000 and up)

1589-865440H51

Fits Bravo I (1.50), II (1.65 & 2.00) & III (1.65 & 2.00) (s/n 0W250000 and up)

1589-865440H52

Fits Bravo I (1.65), II (2.20) & III (2.20 & 2.43 ratio) (s/n 0W250000 and up)

1589-865440H01

Fits Bravo II (1.81) & III (1.81) (s/n 0W250000 and up)

1589-865440H02

Fits Bravo III (1.50) (s/n 0W250000 and up)

BRAVO SEACORE DRIVESHAFT HOUSING - COMPLETE

1500-866458J01

SeaCore

Fits Bravo I (1.36), II (1.81) & III (1.36)

1500-866458J02

SeaCore

Fits Bravo I (1.50), II (2.00) & III (1.65 & 2.00)

1500-866458J03

SeaCore

Fits Bravo I (1.65), II (2.20) & III (2.20 & 2.43 ratio)

1500-866458J04

SeaCore

Fits Bravo II (1.81) & III (1.81)

BRAVO X DRIVESHAFT HOUSING - COMPLETE



1589-865440H66

Fits Bravo I X (1.36), II X (1.50 & 1.81) & III X (1.36 & 1.81) (s/n 0W250000 and up)

1589-865440H67

Fits Bravo I X (1.50), II X (1.65 & 2.00) & III X (1.50, 1.65 & 2.00) (s/n 0W250000 and up)

1589-865440H68

Fits Bravo I X (1.65), II X (2.20) & III X (2.20 & 2.43) (s/n 0W250000 and up)

1589-865440H56

Fits Bravo I XR (s/n 0W240000 and up)

1589-865440H73

Fits Bravo I XR with integrated transom (s/n 0W240000 and up)

BRAVO X SEACORE DRIVESHAFT HOUSING - COMPLETE

1500-866459J01

SeaCore

Fits Bravo I X (1.36), II X (1.50 & 1.81) & III X (1.36 & 1.81)

1500-866459J02

SeaCore

Fits Bravo I X (1.50), II X (1.65 & 2.00) & III X (1.50, 1.65 & 2.00)

1500-866459J03

SeaCore

Fits Bravo I X (1.65), II X (2.20) & III X (2.20)

1500-866459J04

SeaCore

Fits Bravo III XR (2.00)

DRIVESHAFT HOUSINGS - BASIC


ALPHA ONE GEN II DRIVESHAFT HOUSING



1547-861063A 4

Fits Alpha One Gen II (s/n 0L100040 and up)

BRAVO DRIVESHAFT HOUSING



1589-8868A15
Fits Bravo I (s/n 0B664190-0D469908)

1589-8868G21
Fits Bravo I (s/n 0D469909 - 0L999999)
Fits Bravo II (s/n 0B664190 - 0L999999)
Fits Bravo III (s/n 0D784124 - 0L999999)

1589-864571A72
Fits Bravo I/II/III (s/n 0M100001-0W249999)

1589-864571A70
Fits Bravo I/II/III X & XR/XZ (s/n 0M100001-0W239999)

BRAVO DRIVESHAFT HOUSING



1589-865440H72
Fits Bravo I/II/III (s/n 0W250000 and up)

1500-866458J00
SeaCore
Fits Bravo I/II/III

BRAVO DRIVESHAFT HOUSING



1589-865440H70
Fits Bravo I/II/III X & XR (s/n 0W240000 and up)

1500-866459J00
SeaCore
Fits Bravo I/II/III X & XR

GEAR HOUSINGS - COMPLETE


ALPHA ONE GEAR HOUSING - COMPLETE



1623-8951A43
Standard Rotation (RH)
Fits R, MR & Alpha One

1623-8951A33
Counter Rotation (LH)
Fits MR & Alpha One

ALPHA ONE GEN II GEAR HOUSING - COMPLETE



1623-815822A53
1.47, 1.62, 1.81 & 1.94 ratio
Standard Rotation (RH)
Fits Alpha One Gen II

1623-815822A47
1.47, 1.62, 1.81 & 1.94 ratio
Counter Rotation (LH)
Fits Alpha One Gen II

1623-815822A55
2.00 & 2.40 ratio
Standard Rotation (RH)
Fits Alpha One Gen II

1623-815822A52
2.00 ratio
Counter Rotation (LH)
Fits Alpha One Gen II

BRAVO ONE GEAR HOUSING - COMPLETE



1656-8866A63
With dual water pickup
1.36, 1.50 & 1.65 ratio
Fits Bravo I (s/n 0D649909 & up) & I X drives

1656- 8866J01

SeaCore
With dual water pickup
1.36, 1.50 & 1.65 ratio
Fits Bravo I & I X drives

1656- 8866A83

With heavy duty propshaft and dual water pickup
Fits Bravo I XR (1.35)

1656- 8866A62

With heavy duty propshaft and dual water pickup
Fits Bravo I XR (1.50) & XZ (1.36 & 1.50)

BRAVO ONE GEAR HOUSING - COMPLETE



1656- 8866A80

With heavy duty propshaft and low water pickup
Fits Bravo I XR (1.26)

BRAVO TWO GEAR HOUSING - COMPLETE



1641- 8294A19

1.50 & 1.65 ratio
Fits Bravo II (s/n OD469920 & up) & II X

1641- 8294A16

1.81, 2.00 & 2.20 ratio
Fits Bravo II (s/n OD469920 & up) & II X

1641- 8294J02

SeaCore
1.65 ratio
Fits Bravo II X

1641- 8294J01

SeaCore
1.81, 2.00 & 2.20 ratio
Fits Bravo II & IIX

BRAVO THREE GEAR HOUSING - COMPLETE



1656- 8866G07

1.36 & 1.50 ratio
Fits Bravo III (s/n OD784124 and up) & III X

1656-8M0046733

1.36 & 1.50 ratio, dual water pickup
Fits Bravo III X (s/n OW240000 & up)

1656- 8866G08

1.65 ratio
Fits Bravo III (s/n OD784124 and up) & III X. Also fits Bravo III XR - 1.65 ratio (OW240000 & up)

1656-8M0046735

1.65 ratio, dual water pickup
Fits Bravo III X/IXR (s/n OW240000 & up)

1656-8M0046738

1.81, 2.00 & 2.20 ratio, dual water pickup
Fits Bravo III X (s/n OW240000 & up). Also fits Bravo III XR - 2.00 ratio (OW240000 & up)

1656- 8866G10

2.43 ratio
Fits Bravo III (s/n OD784124 and up) & III X

1656-8M0046682

2.43 ratio, dual water pickup
Fits Bravo III X (s/n OW0240000 & up)

1656-8M0046831

1.81 ratio, dual water pickup
Fits Bravo III XR (s/n OW240000 and up)

1656- 8866J08

SeaCore
1.36 & 1.50 ratio
Fits Bravo III X

1656- 8866J24

SeaCore
1.65 ratio
Fits Bravo III & III X

1656- 8866J09

SeaCore
1.81, 2.00 & 2.20 ratio
Fits Bravo III & III X. Also fits Bravo III XR - 2.00 ratio

1656- 8866J07

SeaCore
1.81ratio
Fits Bravo III XR - 1.81 ratio

1656- 8866J25

SeaCore
2.43 ratio
Fits Bravo III

GEAR HOUSINGS - BASIC

MC-I/R GEAR HOUSING



1623- 5356A 4
Fits MC-I & R drives

ALPHA ONE GEAR HOUSING



1623- 8951A37
Standard Rotation (RH)
Fits MR & Alpha One

1623- 8951A39
Counter Rotation (LH)
Fits MR & Alpha One

ALPHA ONE GEN II GEAR HOUSING



1623-815822A30
Standard Rotation (RH)
Fits Alpha One Gen II (s/n 0D469859-0F679999)

1623-815822A28
Counter Rotation (LH)
Fits Alpha One Gen II (s/n 0D469859-0F679999)


1623-815822A36
Standard or Counter Rotation
Fits Alpha One Gen II (s/n 0F680000 and up)

BRAVO ONE GEAR HOUSING



1656- 8866A11
Fits Bravo I (s/n 0D469908 & below)

BRAVO ONE GEAR HOUSING



1656- 8866A64
With dual water pickup
Fits Bravo I (s/n 0D469909 & up) & X/XR/XZ

1656- 8866J00
SeaCore
With dual water pickup
Fits Bravo I & I X

BRAVO TWO GEAR HOUSING



1641- 8294A14
Fits Bravo II (s/n 0D469920 & up)

1641- 8294J00
SeaCore
Fits Bravo II & IIX

BRAVO THREE GEAR HOUSING



1656- 8M0046683
Dual water pickup
Fits Bravo III (s/n 0D784124 and up)

1656- 8866J30
SeaCore
With dual water pickup
Fits Bravo III

ZF/HURTH 45C DIRECT ACROSS

TRANSMISSION ASSEMBLY



8M0139548

Completely dressed. Brand new ZF 45C Coaxial inboard transmission. Includes oil cooler, hoses, and mounting hardware. 4" output flange. Recommended for light boat applications (<5000#) with engines up to 350 HP @ 5000 RPM. Replaces ZF 45C & Borg Warner 71C Series Direct Drive Transmission with 1.00 Gear Ratio on light boats using 5.7L, 6.2L, & 383 small block engines.

ZF/HURTH 630A DOWN ANGLE TRANSMISSION

TRANSMISSION ASSEMBLY



896346701

Completely dressed, brand new Down-Angle Inboard Transmission. Includes oil cooler, hoses and mounting hardware. Standard (right-hand) Rotation. Replaces ZF / Hurth HSW630A 1 Transmission with 1.50:1 Gear Ratio.

896346702

Completely dressed, brand new Down-Angle Inboard Transmission. Includes oil cooler, hoses and mounting hardware. Standard (right-hand) Rotation. Replaces ZF / Hurth HSW630A 1 Transmission with 2.00:1 Gear Ratio.

896346703

Completely dressed, brand new Down-Angle Inboard Transmission. Includes oil cooler, hoses and mounting hardware. Standard (right-hand) Rotation. Replaces ZF / Hurth HSW630A 1 Transmission with 2.50:1 Gear Ratio.

ZF/HURTH 630 V-DRIVE TRANSMISSION

TRANSMISSION ASSEMBLY



896346707

Completely dressed, brand new V-Drive Inboard Transmission. Includes oil cooler, hoses and mounting hardware. Standard (right-hand) Rotation. Replaces ZF / Hurth HSW630V1 Transmission with 1.50:1 Gear Ratio.

896346708

Completely dressed, brand new V-Drive Inboard Transmission. Includes oil cooler, hoses and mounting hardware. Standard (right-hand) Rotation. Replaces ZF / Hurth HSW630V1 Transmission with 2.00:1 Gear Ratio.

896346709

Completely dressed, brand new V-Drive Inboard Transmission. Includes oil cooler, hoses and mounting hardware. Standard (right-hand) Rotation. Replaces ZF / Hurth HSW630V1 Transmission with 2.50:1 Gear Ratio.

BORG WARNER / VELVET DRIVE DIRECT-ACROSS

TRANSMISSION ASSEMBLY



896346729

Completely dressed. Brand new 71C Coaxial inboard transmission with 4 forward gear clutches. Includes oil cooler, hoses, and mounting hardware. 4" output flange. Recommended for light boat applications (<5000#) with engines up to 320 HP. Replaces Borg Warner 71C Series Direct Drive Transmission with 1.00 Gear Ratio on light boats using 5.7L & 6.2L small block engines.

8M0129098

Completely dressed. Brand new Quicksilver exclusive 6-PAK Heavy Duty 71C Coaxial inboard transmission machined for and assembled with 6 forward gear heavy duty clutches and increased clutch pressure. Includes oil cooler, hoses, and mounting hardware. 4" output flange. Recommended for heavy boat applications (5000-15,000#) with engines up to 450 HP @ 6000 RPM. Replaces Borg Warner 71C Series Direct Drive Transmission with 1.00 Gear Ratio where heavy boat loading is required using 5.7L, 6.2L, & 383 small block engines.

896346731

Completely dressed. Brand new Coaxial inboard transmission with 4 forward gear clutches. Includes oil cooler, hoses, and mounting hardware. 5" output flange. Recommended for heavy boat applications (5000-20,000#) with engines up to 450 HP. Replaces Borg Warner 72C Series Direct Drive Transmission with 1.00 Gear Ratio using 6.2L or big block engines.

MERCUISER

896346732

Completely dressed. Brand new Coaxial inboard transmission with 4 forward gear clutches. Includes oil cooler, hoses, and mounting hardware. 5" output flange. Recommended for heavy boat applications (5000-20,000#) with engines up to 450 HP.

Replaces Borg Warner 72C Series Direct Drive Transmission with 1.50 Gear Ratio using 6.2L or big block engines.

BORG WARNER / VELVET DRIVE DOWN ANGLE

TRANSMISSION ASSEMBLY



896346736

Completely dressed, brand new Down-Angle Inboard Transmission. Includes oil cooler, hoses and mounting hardware.

Replaces Borg Warner 5000A Series Transmission with 1.50:1 Gear Ratio.

RACING

OUTBOARD HD PROPSHAFT KITS

Used to convert a standard outboard prop shaft to a heavy-duty application. Requires seal installation tool 91-840388.

PROPSHAFT KIT



44-840450A03

Kits contains new propshaft, washers, lock nut and prop hub assembly. Fits 2.5L, left hand rotation outboards.

PROPSHAFT KIT



44-840451A03

Kits contains new propshaft, washers, lock nut and prop hub assembly. Fits 2.5L, right hand rotation outboards.

CYLINDER HEADS FOR 2.5 EFI DRAG

DOES NOT include seal (858452--1) or o-ring (859772--1).

27.9CC O-RING CYLINDER HEAD



8M0050396

O-Ring sealed cylinder head replaces traditional head-gasket head. Provides greater head stability. 2.5 EFI Drag Cylinder Head. Equivalent to the 21CC gasketed drag race head.

CYLINDER HEAD WITH O-RINGS

849496T05

32.9CC O-ring sealed cylinder head replaces traditional head-gasket head. Provides greater head stability. 2.5 EFI Drag Cylinder Head. Stock Head.

43.9CC O-RING CYLINDER HEAD

8M0051522

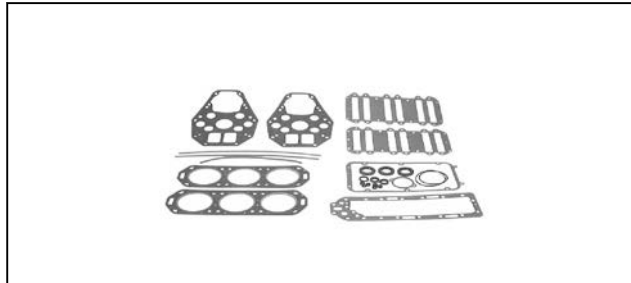
O-ring sealed cylinder head replaces traditional head-gasket head. Provides greater head stability.

Standard 2.5 EFI Drag Cylinder Head. Equivalent to the 2.5 EFI Champ race head. (Pump Gas)

2.5L DRAG POWERHEADS

These products are sold "as is" with no warranty.

GASKET SET



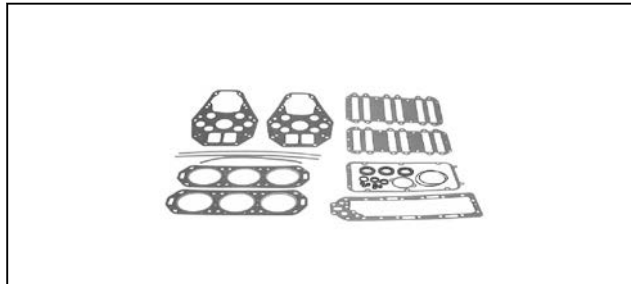
27-814658A 6

Fits S3000 and Champ.

CHAMP/S3000

These products are sold "as is" with no warranty.

GASKET SET



27-814658A 6

Fits S3000 and Champ.

CYLINDER HEADS FOR V-6 OUTBOARD

CYLINDER HEAD



18787T 2

26 cc
Fits Mercury/Mariner XR2/SST 120

RACING

CYLINDER HEAD



18789T04

38 cc
Fits Mercury/Mariner 2.5L - four bolt main block

CYLINDER HEAD



900-8M0053744

26 cc
Fits Mercury/Mariner S3000/Drag

CYLINDER HEAD



18787019

36.5 cc
Fits Mercury/Mariner Champ

STATOR

STATOR



398-9610A27

40 amp. Not for use with aluminum flywheels.
Fits Mercury Pro-Max and Mariner Super Magnum models only.

HEAVY DUTY BATTERY CABLES FOR V-6 OUTBOARDS

Designed to replace standard battery cables. Includes both positive and negative cable complete with ring terminals.

HEAVY DUTY BATTERY CABLES



84-61378A 2

For use with Mercury/Mariner V-6 Outboards

PLASTIC REED VALVES

Designed specifically for high performance engines. Will withstand higher engine RPM without chipping.

PLASTIC REED VALVES



34-14594A 2

Dual stage - 5 petal reeds. Set contains 2 primary and 2 secondary reeds, 6 sets required per engine


PLASTIC REED VALVES



34-849484A 1

Single stage - 7 petal reeds. Set contains 2 reeds, 6 sets required per engine.

PLASTIC REED VALVES



34- 815242A 3

Dual stage - 7 petal reeds. Set contains 2 primary and 2 secondary reeds, 6 sets required per engine

PLASTIC REED VALVES



34- 14594A 3

Dual stage - 4 petal reeds. Rubber coated, set contains 2 primary and 2 secondary reeds, 6 sets required per engine

ELECTRIC FUEL PUMPS

ELECTRIC FUEL PUMP



8M8026000

Bosch, pump only, use with 39 PSI regulator.
Mercury Racing 2.5 EFI outboards.

ELECTRIC FUEL PUMP



848045A 7

Bosch, pump only, use with 56 PSI regulator
Fits 2.0, S3000, EFI Drag

ELECTRIC FUEL PUMP



18018A 1

Holley pump assembly
Fits SST 120, S2000 and 2.5L carburetor engines

ELECTRIC FUEL PUMP



840368A 1

Weldon pump assembly
Fits 2.5 Drag, S3000, Champ and F1.

FUEL PUMP ASSEMBLY COMPLETE QC4V



8M0058449

Fuel Pump Assembly
To be used on all QC4v engines

FUEL PUMP MOTOR



8M6002740

Motor for fuel pump assembly 8M0058449
Fuel pump motor for QC4v fuel pump

RACING

FUEL PUMP COUPLER



8M6002741

Couples fuel pump motor to fuel pump body
Couples fuel pump motor to fuel pump body

FUEL FILTER ASSEMBLY

FUEL FILTER ASSEMBLY



35-8M0050833

Includes fuel filter, hose and adapter fitting.
Used on all Mercury Racing EFI engines.

SWITCHES AND ELECTRICAL COMPONENTS

ROCKER TRIM SWITCH



87- 61691

LANYARD STOP SWITCH



87-856654A 2

3-1/2 in.(89 mm) wires, does not include cap. Normally closed switch
Fits Mercury/Mariner outboards.

LANYARD STOP SWITCH



87-856654A 1

Normally open switch

LANYARD STOP SWITCH CAP



75095Q 2

Replacement cap for (65503A__ and 856654A__ series) Lanyard Stop Switches.
Fits Mercury/Mariner outboards and MCM/MIE engines.
Priced individually, sold @ multiples of 2
Quicksilver Branded, Clamshell Package Point of Sale Packaged.

TOGGLE SWITCH - ON/OFF



87- 66581

TOGGLE SWITCH - MOMENTARY



87- 66582

PANEL & BOAT WIRING HARNESS



76366T04

Boat Wiring Harness (Harness only - 84-93940A 2)

DRIVESHAFT HOUSING ASSEMBLY -12 INCH

DRIVESHAFT HOUSING ASSEMBLY



3526-821986A 1

12 in.(308 mm) race center Up/Down complete
Fits Mercury Racing V-6 Outboards.

DRIVESHAFT HOUSING ASSEMBLY



8M0050993

12 in.(308 mm) race center housing only
Fits Mercury Racing V-6 Outboards.

TRIM PUMPS

For Hydraulic Up/Down Race Center Sec.

TRIM PUMP KIT



818377A 2

Complete 12 volt horizontal pump with electric's, mounting bracket and attaching hardware.

TRIM HOSES

Steel braided, 3/8-24 UNF, inverted flare/double flare both ends

TRIM HOSE



32- 67032A12

12 in.(304 mm)

32- 67032A24

24 in.(610 mm)

32- 67032A36

36 in.(914 mm)

32- 67032A48

48 in.(1219 mm)

32- 67032A72

72 in.(1828 mm)

32- 67032A96

96 in.(2438 mm)

RIGGING ACCESSORIES

RIGGING TUBE KIT



32-842756T01

Mercury Racing version, the cowl fitting bolts firmly into place. Because the 2-1/2 inch tubing threads into the one piece couplers instead of over them, greater clearance is achieved for outboard rigging hardware including throttle cables, electronics cables, steering lines, and fuel lines. The durable hose and one piece couplers provide a complete seal at both the engine and boat ends. Hose length is 5 feet.

Fits all production 3.0 liter V-6 EFI and OptiMax cowls as well as Racing 3.0 liter OptiMax cowls.

350 VERADO SNORKEL KIT



8M8024668

For severe duty offshore applications requiring extra protection from water intrusion into the inlet tract. Attaches to the existing front air inlet scoop with block offs provided for the normal air ingress passages using a flange to attach tubing to the scoop and another flange to a dry air compartment forward of the transom.

Mercury 350 Verado outboards

OUTBOARD GEARCASE CANISTER KIT

Relieves gear lube pressure build-up and prevents seal blow out. Kit is highly recommended for use with the IV SSM and VI SSM.

OUTBOARD GEARCASE CANISTER KIT



821085A 3

For use with Mercury Racing Outboards with IV SSM and VI SSM gearcases

FLUSHING KITS

FLUSHING KIT



849996T 1

Use for flushing gearcases with low water inlets/pick up. Fits MCM Bravo I Performance & BlackHawk drives

FLUSHING KIT



843122T01

Designed specifically for the Mercury Racing Sport Master Gearcase. Mounts securely over the crescent-leading shape, providing water up through the low-water pick-ups.

Fits Mercury Racing Bravo I Sport Master

FLUSHING ATTACHMENT



848703A 1

Fits Mercury Racing CLE gearcases. Engines may be run at idle speeds.

FLUSHING ATTACHMENT



848998A 1

Fits Mercury Racing Sport Master gearcases. Engines may be run at idle speeds.

FLUSHING ATTACHMENT



44357Q 2

Will allow for running at idle speeds. Attaches to the water intakes; provides a fresh water connection when flushing the cooling system or operating the engine. Fits Mercury/Mariner 20 hp. and higher outboards, 9.9/15 hp. FourStroke (323cc) Bigfoot outboards, all Model Year 2005 and Newer 8/9.9 hp. Four Stroke outboards, 15 hp. FourStroke (351cc) outboards, all MerCruiser Stern drives (except Bravo One Perf. & Blackhawk) and MHP Torque Master gearcases. Note: 2000 and newer V-6 outboards and MerCruiser Bravo drives with dual water pick-up also require Dual Water Pick-Up Flush Seal Kit p/n 881150Q 1. Priced individually, sold @ multiples of 4

Quicksilver Branded, Clamshell Package Point of Sale Packaged.

DUAL WATER PICKUP FLUSH SEAL KIT



881150Q 1

Provides a front water pick-up seal for gearcases with dual water pick-ups. Fits 2000 and newer Mercury/Mariner V-6 outboards with dual water pick-ups; and 2000 and newer MerCruiser Bravo One, X, XR & XZ drives with dual water pick-ups.

Priced individually, sold @ multiples of 2

Quicksilver Branded, Clamshell Package Point of Sale Packaged.

GEARCASE CHARTS - OUTBOARD 2.5L MODEL

2.5L Sport Master Gearcase With Torque Tab

Ratio	Rotation	TorqueTab	Shaft Length	Part Number	Service Housing
1.62:1	RH	Yes	S(15)	1687-840560A27	1600-8M0083306
1.62:1	RH	Yes	L(20)	1687-840560A28	1600-8M0083306
1.62:1	RH	Yes	XL(25)	1687-840560A29	1600-8M0083306
1.75:1	RH	Yes	S(15)		1600-8M0083306
1.75:1	RH	Yes	L(20)		1600-8M0083306
1.75:1	RH	Yes	XL(25)		1600-8M0083306
1.87:1	RH	Yes	S(15)	1687-840560T33	1600-8M0083306
1.87:1	RH	Yes	L(20)	1687-840560T34	1600-8M0083306
1.87:1	RH	Yes	XL(25)	1687-840560T35	1600-8M0083306
2.00:1	RH	Yes	S(15)	1687-8M0081852	1600-8M0083306
2.00:1	RH	Yes	L(20)	1687-840560T37	1600-8M0083306
2.00:1	RH	Yes	XL(25)	1687-840560A38	1600-8M0083306

2.5L Sport Master Gearcase w/o Torque Tab

Ratio	Rotation	Torque Tab	Shaft Length	Part Number	Service Housing
1.62:1	RH	No	S(15)	1687-840561A27	1600-8M0084203
1.62:1	RH	No	L(20)	1687-840561A28	1600-8M0084203
1.62:1	RH	No	XL(25)	1687-840561A29	1600-8M0084203
1.75:1	RH	No	S(15)		1600-8M0084203
1.75:1	RH	No	L(20)		1600-8M0084203
1.75:1	RH	No	XL(25)		1600-8M0084203
1.87:1	RH	No	S(15)	1687-840561T33	1600-8M0084203
1.87:1	RH	No	L(20)	1687-840561T34	1600-8M0084203
1.87:1	RH	No	XL(25)	1687-840561A35	1600-8M0084203
2.00:1	RH	No	S(15)	1687-840561T36	1600-8M0084203
2.00:1	RH	No	L(20)	1687-840561A37	1600-8M0084203
2.00:1	RH	No	XL(25)	1687-840561A38	1600-8M0084203

2.5L Sport Master Gearcase Counter Rotation

Ratio	Rotation	Torque Tab	Shaft Length	Part Number	Service Housing
1.62:1	LH	No	S(15)	1687-840561A63	1600-8M0084203
1.62:1	LH	No	L(20)	1687-840561A64	1600-8M0084203
1.62:1	LH	No	XL(25)	1687-840561A65	1600-8M0084203
1.75:1	LH	No	S(15)		1600-8M0084203
1.75:1	LH	No	L(20)		1600-8M0084203
1.75:1	LH	No	XL(25)		1600-8M0084203
1.87:1	LH	No	S(15)	1687-840561T69	1600-8M0084203
1.87:1	LH	No	L(20)	1687-840561T70	1600-8M0084203
1.87:1	LH	No	XL(25)	1687-840561T71	1600-8M0084203
2.00:1	LH	No	S(15)	NLA	1600-8M0084203
2.00:1	LH	No	L(20)	NLA	1600-8M0084203
2.00:1	LH	No	XL(25)	NLA	1600-8M0084203

2.5L Torque Master Gearcase

Ratio	Rotation	Torque Tab	Shaft Length	Part Number	Service Housing
1.87:1	RH	Yes	L(20)		1686-827214T25
2.00:1	RH	Yes	L(20)		1686-827214T25

OUTBOARD GEARCASES - SPORT MASTER FOR 2.5L MODELS

WARNING

AVOID SERIOUS INJURY OR DEATH FROM LOSS OF BOAT CONTROL.

USE SPORT MASTER & FLEET MASTER GEARCASES WITHOUT TORQUE TABS ONLY IN MULTIPLE ENGINE APPLICATIONS.

FOR SINGLE ENGINE APPLICATION ALWAYS USE SPORT MASTER & TORQUE MASTER GEARCASES WITH TORQUE TABS.

OUTBOARD GEARCASE HOUSING



1600-8M0083306

Gearcase housing only. With torque tab, satin finish.
Fits 2.5L outboards

OUTBOARD GEARCASE HOUSING



1600-8M0084203

Gearcase housing only. Without torque tab, satin finish.
Fits 2.5L outboards

OUTBOARD GEARCASES - TORQUE MASTER FOR 2.5L MODELS

GEAR HOUSING



1686-827214T25

Gear housing only - satin finish.
Fits 2.5 L Outboards

OUTBOARD GEAR SET FOR 2.5L MODELS

GEAR CONVERSION KIT



43-848855T 2

To convert a 1.87:1 or 2.00:1 ratio RH rotation gearcase to a 1.62:1 ratio
Fits 2.5L outboards

GEAR CONVERSION KIT



43-849189T 2

To convert a 1.87:1 or 2.00:1 ratio RH rotation gearcase to a 1.75:1 ratio
Fits 2.5L outboards

WATER PRESSURE RELIEF VALVE KIT

WATER PRESSURE RELIEF VALVE KIT



863208A 3

The purpose of this kit is to regulate engine block water pressure to a maximum of 30 psi and vent excess water overboard.

Fits all MCM engines in high performance applications where engine block water pressures are exceeding the maximum 30 psi.

ENGINE MOUNTS

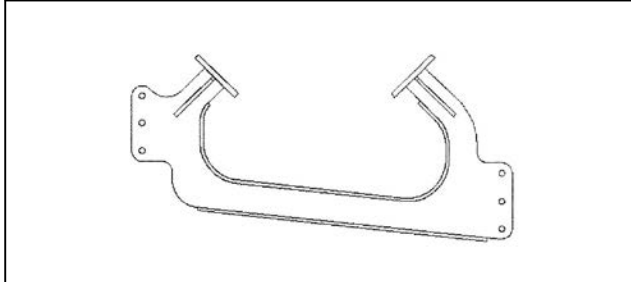
ENGINE MOUNT



849143T

Front - Single

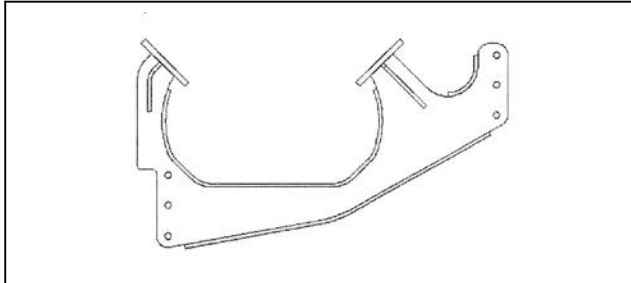
ENGINE MOUNT



849339T

Front Port - Side by Side

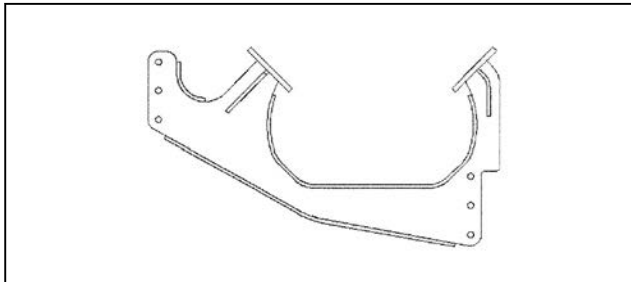
ENGINE MOUNT



849310T

Front Starboard - Staggered

ENGINE MOUNT



849335T

Front Port - Staggered

SPACER KITS

SIX SSM SPACER KIT



846743A 1

.50 inch (12.7 mm) spacer

846562A 1

1 inch (25.4 mm) spacer

846563A 1

1.50 inch (38.1 mm) spacer

846744A 1

2 inch (50.8 mm) spacer

846745A 1

2.50 inch (63.5 mm) spacer

846564A 1

3 inch (76.2 mm) spacer

M8 DRIVE SPACER KIT



8M8025968

.50 inch (12.7 mm)

Lowers M8 drives .50 inch from stock height.

8M8025970

1.50 inch (38.1 mm)

Lowers M8 drives 1.50 inches from stock height.

8M8025969

1 inch (25.4 mm)

Lowers M8 drives 1 inch from stock height.

8M8025971

2 inch (50.8 mm)

Lowers M8 drives 2 inches from stock height.

8M8025972

2.50 inch (63.5 mm)

Lowers M8 drives 2.50 inches from stock height.

8M8025973

3 inch (76.2 mm)

Lowers M8 drives 3 inches from stock height.

NXT1 SPACER KIT



8M8023731

.50 inch (12.7 mm)
Lowers NXT1 .50 inch from stock height.

8M8023733

1 inch (25.4 mm)
Lowers NXT1 drives 1 inch from stock height.

SPACER KIT

8M8023735

1.50 inch (38.1 mm)
Lowers NXT1 drives 1.50 inches from stock height.

8M8023737

2 inch (50.8 mm)
Lowers NXT1 drives 2 inches from stock height.

8M8023739

2.50 inch (63.5 mm)
Lowers NXT1 or NXT1/6 SSM drives 2.50 inches from stock height.

8M8023741

3 inch (76.2mm)
Lowers NXT1 drives 3 inches from stock height.

STERNDRIVE ACCESSORIES

FLAME ARRESTOR



843946T

Optional - 4-1/2 in.
Fits MCM 600 SCI

QUICK-CHANGE THRU TRANSOM EXHAUST TIPS



843426A 1

Polished stainless steel tips feature a in.quick change in. anti-backflow valve. 2 outlets per kit.
For 4 in. (102 mm) I.D. exhaust pipe. Fits all Mercury Racing and Mercury MerCruiser consumer sterndrive engine packages.

TRANSOM EXHAUST TIPS REPAIR KIT



843426A 2

This kit is to repair the internal rubber flapper baffle for one 4 in. (102 mm) I.D. exhaust tip 843426A1. Contains components to repair one exhaust tip.

Fits all Mercury Racing and Mercury MerCruiser consumer sterndrive engine packages that have the Quick-Change Thru Transom Exhaust Tips

QUICK-CHANGE THRU TRANSOM EXHAUST TIPS



843434A 1

Polished stainless steel tips feature a in.quick change in. anti-backflow valve. 2 outlets per kit.
For 3 in. (76 mm) I.D. exhaust pipe. Fits all Mercury Racing and Mercury MerCruiser consumer sterndrive engine packages.

TRANSOM EXHAUST TIPS REPAIR KIT



843434A 2

This kit is to repair the internal rubber flapper baffle for one 3 in. (76 mm) I.D. exhaust tip 843434A1. Contains components to repair one exhaust tip.

Fits all Mercury Racing and Mercury MerCruiser consumer sterndrive engine packages that have the Quick-Change Thru Transom Exhaust Tips

TRANSOM EXHAUST TIPS FLAPPER ASSEMBLY



8M0109049

This kit is to repair the internal rubber flapper baffle for one 3 in. (76 mm) I.D. exhaust tip 843434A1. Contains components to repair one exhaust tip.

Fits all Mercury Racing and Mercury MerCruiser consumer sterndrive engine packages that have the Quick-Change Thru Transom Exhaust Tips

TRANSOM EXHAUST TIPS FLAPPER ASSEMBLY



8M0109050

This kit is to repair the internal rubber flapper baffle for one 4 in. (102 mm) I.D. exhaust tip 843426A1. Contains components to repair one exhaust tip.

Fits all Mercury Racing and Mercury MerCruiser consumer sterndrive engine packages that have the Quick-Change Thru Transom Exhaust Tips.

BRAVO ONE SPORT MASTER SPLASH PLATE



843042T03

Designed for extending the upper area of the Bravo One XR drives outfitted with the Sport Master Gearcase. Includes everything needed to mount the plate to a drive.

TAILSTOCK ASSEMBLY



8M8026029

Includes the shift linkage and cable mount required for manual shift transmissions. For use with the Velvet Drive 72C based transmissions (BAM and Huber). Allows the use of Race M-Series transom plate assemblies and Race NXT1SSM stern drives utilizing those transmissions. Can also be used with Race Six Drive transom plate assemblies and Race NXT1SSM stern drives which require the removal of a spacer plate.

ENGINE HARNESS RIGGING KITS-NON DTS

HP RIGGING KITS (14 PIN)



8M8024581

Single engine application. Includes all the necessary CAN harnesses & hardware to connect the engines PCM with the dash/helm area, including key/start function, lanyard switch, SmartCraft junction block, & accessory dash power. Designed for use with non-DTS engines using 14 pin "Deutsche" connections at the engine harness.

HP RIGGING KITS (14 PIN)



8M8024582

Twin engine application. Includes all the necessary CAN harnesses & hardware to connect the engines PCM with the dash/helm area, including key/start function, lanyard switch, SmartCraft junction block, & accessory dash power.

Designed for use with non-DTS engines using 14 pin "Deutsche" connections at the engine harness.

HP RIGGING KITS (14 PIN)



8M8024583

Triple engine application. Includes all the necessary CAN harnesses & hardware to connect the engines PCM with the dash/helm area, including key/start function, lanyard switch, SmartCraft junction block, & accessory dash power.

Designed for use with non-DTS engines using 14 pin "Deutsche" connections at the engine harness.

HP RIGGING KITS (14 PIN)



8M8024584

Quad engine application. Includes all the necessary CAN harnesses & hardware to connect the engines PCM with the dash/helm area, including key/start function, lanyard switch, SmartCraft junction block, & accessory dash power.

Designed for use with non-DTS engines using 14 pin "Deutsche" connections at the engine harness.

FUEL TANK HARNESS



84-898289T75

120 inch Harness needed to connect tank senders to the 350 Verado SCI and sterndrive models 565 through 1650

ANALOG GAUGE INTERFACE (AGI) KIT



892486K07

Includes AGI Module Assembly, Harness and hardware. For installations using analog gauges instead of SmartCraft. Use with analog tachometer, coolant temp, oil pressure or level, trim and fuel level. Enhanced Voltage Suppression.

Race MerCruiser or outboard engines in single or multiple engine installations plus MerCruiser 496Mag/Mag HO engines.

Mercury Branded

ANALOG GAUGE INTERFACE (AGI) KIT



892486K04

For installations using analog gauges instead of SmartCraft. Use with analog tachometer, coolant temp, oil temp, oil pressure or fuel pressure gauges. Enhanced Voltage Suppression.

Race MerCruiser engines with the 14 pin Deutsch connector engine wiring harness. One AGI kit per engine required.

VESSEL ANALOG GAUGE INTERFACE (AGI) KIT



892486K05

For installations using analog gauges instead of SmartCraft. Use with analog tab position (port & starboard), fuel level (two fuel tanks) and trim position gauges. Enhanced Voltage Suppression.

Race MerCruiser engines with the 14 pin Deutsch connector engine wiring harness. One AGI kit per boat required.

EXTENSION (WING) PLATES

OUTER EXTENSION (WING) PLATE



844342

Bolt on outer wing plate for driveline or close couple engine installations. Mounting hardware is shipped with the engines.

Racing MerCruiser engines with universal engine mounts.

INNER EXTENSION (WING) PLATE



8M0012221

Bolt on inner wing plate for driveline or close couple engine installations. Mounting hardware is shipped with the engines.

Racing MerCruiser engines with universal engine mounts.

SINGLE EXTENSION (WING) PLATE



8M0051209

Bolt on inner wing plate for driveline or close couple engine installations. Mounting hardware is shipped with the engines.

Racing MerCruiser engines with universal engine mounts.

FUEL FILTER

FUEL FILTER ASSEMBLY



35-8M0050833

Includes fuel filter, hose and adapter fitting.

Used on all Mercury Racing EFI engines.

MERCATHODE

MERCATHODE KIT



42600A18

Automatically protects the sterndrive from galvanic corrosion. Each Mercathode system is designed to protect one drive unit.

NXT1, NXT1/SSM or Dry Sump Six sterndrives.

FLOOR MOUNT KIT

DECK MOUNT KIT - TRIM PUMP



842109A01

Mounting brackets and hardware to mount various Race trim pumps onto horizontal surfaces.

Can be used on Race power trim pumps included with Race Sport K-planes, Race NXT and M series transom plates and Race Optimax 200XS, 200XS ROS, 250XS, 250XS Sport and 300XS outboards. See Mercury electronic parts catalog (EPC) for outboard serial number(s) information.

X-HAUST NOISE REDUCER

Exhaust noise reduction system. Is compatible with both side-by-side (close couple) or staggered (driveline) engine installations depending on specific engine model. The Stage 1 system by itself limits idle noise levels to 88dBA. The Stage 1 system combined with the Stage 2 muffler kit will beat the stringent European Union (EU) Recreational Craft Directive (RCD) noise emission standard. Also provides compliance for most existing state or regional regulations that require a pass by test here in the United States. For use on Race 520, 540, 565, 600 SCi, EU 662 SCi and 700 SCi sterndrive engines.

X-HAUST STAGE 1 TAILPIPE KITS

CLOSE COUPLE TAILPIPE KIT - STAGE 1



8M0094135

520 Port outlet. Kit includes all mounting hardware.

For 520 close couple engines only. Both single and twin engine applications. Can be used with standard steering and all Bravo XR drives. Or the Axis steering system when installed with Bravo 3XR stern drives only.

CLOSE COUPLE TAILPIPE KIT - STAGE 1



8M0094136

520 Starboard outlet. Kit includes all mounting hardware.

For 520 close couple engines only. Both single and twin engine applications. Can be used with standard steering and all Bravo XR drives. Or the Axis steering system when installed with Bravo 3XR stern drives only.

EXHAUST COUPLER ASSEMBLY

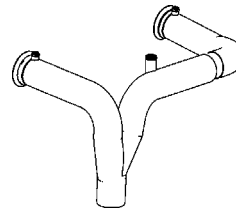


8M0123001

Exhaust coupler 10.5"

To be used when taller exhaust than standard is used on the 520

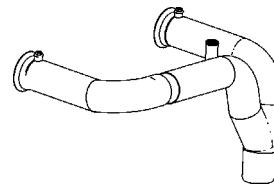
CLOSE COUPLE TAILPIPE KIT - STAGE 1



8M8023624

Port outlet. Requires 1 each 8M8023358 hardware kit for each tailpipe kit ordered. For use on 540, 565, 600 SCi, EU662 SCi and 700 SCi sterndrive engines.

CLOSE COUPLE TAILPIPE KIT - STAGE 1

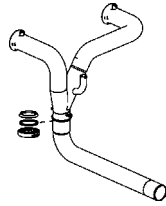


8M8023625

Starboard outlet. Requires 1 each 8M8023358 hardware kit for each tailpipe kit ordered.

For use on 540, 565, 600 SCi, EU662 SCi and 700 SCi sterndrive engines.

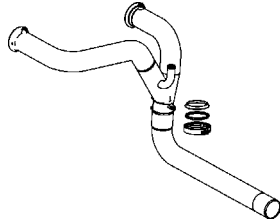
DRIVELINE TAILPIPE KIT - STAGE 1



8M8023626

Port outlet. Requires 1 each 8M8023359 hardware kit for each tailpipe kit ordered. For use on 540, 565, 600 SCi, EU662 SCi and 700 SCi sterndrive engines.

DRIVELINE TAILPIPE KIT - STAGE 1



8M8023627

Starboard outlet. Requires 1 each 8M8023359 hardware kit for each tailpipe kit ordered. For use on 540, 565, 600 SCi, EU662 SCi and 700 SCi sterndrive engines.

103 DEGREE TAILPIPE



8M0059759

103 degree angle tailpipe for use with X-Haust tailpipe kit and Mercury sweeper headers in driveline engine installations. For use with 8M8023624 close couple tailpipe kit and Mercury sweeper headers in driveline engine applications. This tailpipe requires the driveline engine to be 42 inches ahead of the rear (close couple) engine.

X-HAUST TAILPIPE HARDWARE KITS

X-HAUST HARDWARE KIT



8M8023358

1 required for each X-Haust close couple tailpipe kit (8M8023624 or 8M8023625) ordered. For use with X-Haust Stage 1 close couple tailpipe kits.

X-HAUST HARDWARE KIT

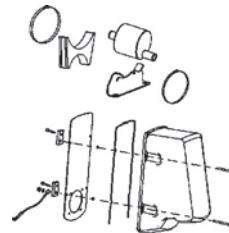


8M8023359

1 required for each X-Haust driveline tailpipe kit (8M8023626 or 8M8023627) ordered. For use with X-Haust Stage 1 driveline tailpipe kits.

STAGE 2 MUFFLER KIT

X-HAUST STAGE 2 MUFFLER KIT



8M8023320

Transom muffler, idle relief attenuator, brackets and hardware are included in kit. One muffler kit required for each installed Stage 1 tailpipe kit. For use on 520, 540, 565, 600 SCi, EU662 SCi and 700 SCi sterndrive engines with installed Stage 1 tailpipe kit(s).

X-HAUST ACCESSORIES

IDLE RELIEF OUTLET, TRANSOM DISCHARGE



8M0037021

One required for each engine with installed Stage 1 X-Haust system or Stage 1 and Stage 2 X-Haust systems. For back of boat discharge. For use on 540, 565, 600 SCi, EU662 SCi and 700 SCi sterndrive engines.

IDLE RELIEF OUTLET, TRANSOM DISCHARGE



8M0092927

One required for each engine with installed Stage 1 X-Haust system or Stage 1 and Stage 2 X-Haust systems. For back of boat discharge.
For use on 520 sterndrive engines.

IDLE RELIEF OUTLET, SIDE DISCHARGE



8M0038928

One required for each engine with installed Stage 1 X-Haust system or Stage 1 and Stage 2 X-Haust systems. For port or starboard side of boat discharge.
For use on 540, 565, 600 SCi, EU662 SCi and 700 SCi sterndrive engines.

X-HAUST TRANSOM DRILL FIXTURE



91-8M0097143

X-Haust installation tool
For use on 520 engines

X-HAUST TRANSOM DRILL FIXTURE



91-8M0036608

X-Haust installation tool
For use on 600 SCi, EU662 SCi and 700 SCi engines.

X-HAUST TRANSOM DRILL FIXTURE



91-8M0064794

X-Haust installation tool
For use on 540 and 565 engines.

M8 DRIVES

TRIM HOSE EXTENSION KIT



8M8027354

Set of two 96 inch hoses with 90 degree bend at one end.
For use with the common M series transom plates and M8 or NXT1 stern drives.

M8 PROP AERATOR KIT



8M8027372

Needed on certain boat hulls to ventilate the propellor(s) and reduce time to plane.
Race M8 stern drives.

NXT1 DRIVELINE KIT

NXT TRANSMISSION DRIVELINE KIT



842064A02

For conversion of a close couple 700SCi to a driveline engine .
Racing sterndrive packages with the NXT transmission only.

NXT1 PROP HUB KITS

HUB KIT



8M8022263

Double nut kit for use with Mercury Racing NXT1 sterndrives adapting Cleaver propellers.

NXT1 STEERING INDICATOR

STEERING POSITION INDICATOR KIT



8M8021162

Provides steering position indication.
For use with the Race NXT1 drive only. Compatible with SmartCraft SC1000 gauges, SC5000 Systemview and Systemview Race Edition.

NXT1 WATER PICKUP KITS

WATER PICK UP KIT



842049A01

(0.1 square inch)
Interchangeable water pick up. For boat speed of 150 to 200 mph.
Race NXT1 sterndrives. One kit per drive required.

842049A02

(0.2 square inch)
Interchangeable water pick up. For boat speed of 110 to 160 mph.
Race NXT1 sterndrives. One kit per drive required.

842049A03

(0.3 square inch)
Interchangeable water pick up. For boat speed of 90 to 130 mph.
Race NXT1 sterndrives. One kit per drive required.

842049A04

(0.4 square inch)
Interchangeable water pick up. For boat speed of 80 to 100 mph.
Race NXT1 sterndrives. One kit per drive required.

842049A06

(0.6 square inch)
Interchangeable water pick up. For boat speed of 60 to 80 mph.
Race NXT1 sterndrives. One kit per drive required.

842049A08

(0.8 square inch)
Interchangeable water pick up. For boat speed of 50 to 70 mph.
Race NXT1 sterndrives. One kit per drive required.

NXT1 TORPEDO BORE COVER ASSEMBLY



8M8022198

To be installed in place of NXT1 water pick ups when hull mounted water pick ups are installed/used.
For use with NXT1 drives only. Not for use with NXT1 SSM drives.

QC4V ENGINES

NON-POWER STEERING ADAPTER KIT



8M8026006

Eliminates the power steering pump from the engine. With the adapter and pulley from the kit installed, the drive belt is re-used in its original routing.
Mercury Racing QC4v 1100 and 1350 hp engines.

CARBON FIBER DRESS KIT



8M8026070

Cosmetic upgrade kit. Includes front cover, port and starboard air intake covers plus installation hardware.
Race QC4v 1100 engines only. Kit comes standard on 1350 engines.

POWER STEERING

POWER VALUE BLOCK ASSEMBLY



844399T01

Used to connect the power steering pump on the engine(s) with the steering helm and the steering cylinders located on the drive(s). Includes air purge bleeder-check valves and pressure relief valves.
NXT1, NXT1/SSM or Dry Sump Six sterndrives.

POWER STEERING RESERVOIR CAP



8M8020356

With threads to fit a -8 ORB fitting. Allows engines to be rigged with a series return line, or with the use of two power steering caps a common boat reservoir can be added between the two engine mounted reservoirs.
Gen. 1 525 EFI and 600 SCI engines. All 700 SCI engines.

POWER STEERING RESERVOIR KIT



8M8026004

External power steering reservoir. For use in applications where a common reservoir is wanted or needed. Comes with two inlet ports and two outlet ports plus an integral bracket that is suitable for mounting to a vertical surface.
For use with all Race 525, 600, 662, 700, 850, 1025, 1075, 1200 and QC4v 1100 or 1350 engines.

BRAVO GIMBAL RING CONVERSION KIT

GIMBAL RING KIT



8M0061384

Used to convert standard Bravo gimbal ring to heavy duty gimbal ring and bell housings. Trim limit switch cannot be used on HD gimbal ring.
Fits MCM Bravo drives

RACE DTS ACCESSORIES

DUAL CALIBRATION TDS KIT



8M0111476

Theft Deterrent System for Dual Calibration Mercury Racing 1550 engines.
One kit required per boat. The silver FOB runs the engine on the 1350 mode while the blue FOB runs the engine in the 1550 mode.

DUAL CALIBRATION KEY FOBs



8M0114877

Key Fobs. Silver Fob 1350 horsepower mode, blue Fob 1550 horsepower mode.
To be used with Mercury Racing Dual Calibration 1550 sterndrive engine.

SINGLE DTS RIGGING KIT PANEL MOUNT



8M0121246

Includes helm board, key switch, lanyard, lever extension harness and other rigging parts

All Mercury Racing DTS product

ZERO EFFORT SINGLE DTS RIGGING KIT

8M0121245

Includes helm board, key switch, lanyard and other rigging parts

All Mercury Racing DTS products

ZERO EFFORT DUAL DTS RIGGING KIT

Image not Available.

8M0121252

Includes helm board, key switches, lanyards and other rigging parts. Multi engine guardian enabled.

All Mercury Racing DTS product

8M0121252

Includes helm board, key switches, lanyards and other rigging parts. Multi engine guardian enabled.

All Mercury Racing DTS product

ZERO EFFORT TRIPLE DTS RIGGING KIT



8M0121253

Includes helm board, key switches, lanyards and other rigging parts. Multi engine guardian enabled.

All Mercury Racing DTS product

ZERO EFFORT QUAD DTS RIGGING KIT



8M0121254

Includes helm board, key switches, lanyards and other rigging parts. Multi Engine guardian enabled.

All Mercury Racing DTS product

EXTENSION HARNESS



84-8M8026041

7 ft. wiring extension harness for shift function. Labeled lever 1.

For use with Race DTS (digital throttle and shift) 14 pin data harnesses.

EXTENSION HARNESS



84-8M8026042

7 ft. wiring extension harness for shift function. Labeled lever 2.

For use with Race DTS (digital throttle and shift) 14 pin data harnesses.

EXTENSION HARNESS



84-8M8026043

7 ft. length wiring extension harness for throttle function. Labeled lever 3. For use with Race DTS (digital throttle and shift) 14 pin data harnesses.

EXTENSION HARNESS



84-8M8026044

7 ft. length wiring extension harness for throttle function. Labeled lever 4. For use with Race DTS (digital throttle and shift) 14 pin data harnesses.

BEARING UPGRADE KITS

GIMBAL BEARING KIT



30-879194A00

Perma-Lube Bearing Kit required to retrofit the new XR/XZ drives to older Bravo transom plate assemblies to provide enough clearance for the larger u-joint on the new XR/XZ drives.

Fits Bravo transom assemblies

DRIVESHAFT ASSEMBLY

DRIVESHAFT ASSEMBLY



45-847633A 1

9 in. (229 mm) 1480 series heavy duty driveline. Adapter may be required for transmission.

Fits Mercury Racing VI and VII stern drives.

BRAVO HD PROPSHAFT KIT

PROPSHAFT KIT



44-840377A 1

Used to convert standard Bravo propshaft to a heavy-duty propshaft. A special tool (91-840393A 1) is also required to install the heavy-duty propshaft.

Fits Bravo One drives

RETAINER WRENCH TOOL KIT



91-840393A 1

Aids in the installation of the bearing carrier retainer with a heavy-duty propeller shaft installed on the lower unit.

TRANSOM MOUNTED WATER PICKUP**SEAWATER PICKUP****88845A 1**

Transom mount, for 1-1/4 in.(32 mm) hose.
Fits any sterndrive engine that has an engine mounted seawater pump.

JET DRIVE

JET DRIVE SHIFT CABLES

SHIFT CABLE



820671A 8

30 series cable with 10/32 end threads.
Fits Sport-Jet 90/95/120 (1993-96)
2.4 m (8 ft.)

820671A10

30 series cable with 10/32 end threads.
Fits Sport-Jet 90/95/120 (1993-96)
3.0 m (10 ft.)

820671A12

30 series cable with 10/32 end threads.
Fits Sport-Jet 90/95/120 (1993-96)
3.7 m (12 ft.)

820671A14

30 series cable with 10/32 end threads.
Fits Sport-Jet 90/95/120 (1993-96)
4.3 m (14 ft.)

820671A16

30 series cable with 10/32 end threads.
Fits Sport-Jet 90/95/120 (1993-96)
4.9 m (16 ft.)

820671A18

30 series cable with 10/32 end threads.
Fits Sport-Jet 90/95/120 (1993-96)
5.5 m (18 ft.)

SHIFT CABLE



64-853951A10

40 series cable with 1/4-28 end threads. Includes shift cable bellows kit.
Fits Sport-Jet 175 (1997 thru 1999) and can also be used for 90/95/120 when used with optional Remote Control and Conversion Kit 850698A 1.
3.0 m (10 ft.)

64-853951A12

40 series cable with 1/4-28 end threads. Includes shift cable bellows kit.
Fits Sport-Jet 175 (1997 thru 1999) and can also be used for 90/95/120 when used with optional Remote Control and Conversion Kit 850698A 1.
3.7 m (12 ft.)

64-853951A14

40 series cable with 1/4-28 end threads. Includes shift cable bellows kit.
Fits Sport-Jet 175 (1997 thru 1999) and can also be used for 90/95/120 when used with optional Remote Control and Conversion Kit 850698A 1.
4.3 m (14 ft.)

64-853951A16

40 series cable with 1/4-28 end threads. Includes shift cable bellows kit.
Fits Sport-Jet 175 (1997 thru 1999) and can also be used for 90/95/120 when used with optional Remote Control and Conversion Kit 850698A 1.
4.9 m (16 ft.)

64-853951A18

40 series cable with 1/4-28 end threads. Includes shift cable bellows kit.
Fits Sport-Jet 175 (1997 thru 1999) and can also be used for 90/95/120 when used with optional Remote Control and Conversion Kit 850698A 1.
5.5 m (18 ft.)

SHIFT CABLE



858342A10

40 series cable with cable end connector. Includes shift cable bellows kit.
Fits Sport-Jet 120XR2 (1999 and newer) and 175 (2000 and newer). Also fits 200 OptiMax, 210 & 240 EFI Jet Drives.
3.0 m (10 ft.)

858342A12

40 series cable with cable end connector. Includes shift cable bellows kit.
Fits Sport-Jet 120XR2 (1999 and newer) and 175 (2000 and newer). Also fits 200 OptiMax, 210 & 240 EFI Jet Drives.
3.7 m (12 ft.)

858342A14

40 series cable with cable end connector. Includes shift cable bellows kit.
Fits Sport-Jet 120XR2 (1999 and newer) and 175 (2000 and newer). Also fits 200 OptiMax, 210 & 240 EFI Jet Drives.
4.3 m (14 ft.)

858342A16

40 series cable with cable end connector. Includes shift cable bellows kit.
Fits Sport-Jet 120XR2 (1999 and newer) and 175 (2000 and newer). Also fits 200 OptiMax, 210 & 240 EFI Jet Drives.
4.9 m (16 ft.)

858342A18

40 series cable with cable end connector. Includes shift cable bellows kit.
Fits Sport-Jet 120XR2 (1999 and newer) and 175 (2000 and newer). Also fits 200 OptiMax, 210 & 240 EFI Jet Drives.
5.5 m (18 ft.)

858342A20

40 series cable with cable end connector. Includes shift cable bellows kit.
Fits Sport-Jet 120XR2 (1999 and newer) and 175 (2000 and newer). Also fits 200 OptiMax, 210 & 240 EFI Jet Drives.
6.1 m (20 ft.)

858342A22

40 series cable with cable end connector. Includes shift cable bellows kit.
Fits Sport-Jet 120XR2 (1999 and newer) and 175 (2000 and newer). Also fits 200 OptiMax, 210 & 240 EFI Jet Drives.
6.7 m (22 ft.)

BULKHEAD COMPRESSION FITTINGS



820675

Fits Sport-Jet 90/95/120 and 175 with 40 series cables. Also fits 200 OptiMax, 210 & 240 EFI Jet Drives.

BULKHEAD COMPRESSION FITTINGS



820677A 1

For 30 series cable, use either Bulkhead Compression Fittings or Bulkhead Bellows Kits. Not for use together.
Fits Sport-Jet 90/95/120 with 30 series shift cables.

SHIFT CABLE BELLOWS



877581A 2

For 40 Series cable, installs on cable outside of transom.
Fits Sport-Jet 175 (1999 and older) and 90/95/120 with optional 802755 Remote Control with 40 Series shift cable.

SHIFT CABLE BELLOWS



877581A 5

For 40 series cable, installs on cable outside of transom.
Fits Sport-Jet 120XR2 and 175 (2000 and newer) with 40 series shift cables. Also fits 200 OptiMax, 210 & 240 EFI Jet Drives.

BULKHEAD BELLOWS KIT




850697A 2

Fits Jet Drive models with 40 series cables

PLATINUM PLUS THROTTLE AND SHIFT CABLE SAE

Platinum Plus Throttle and Shift cable is built for a long life and is designed for maximum performance in all weather conditions – even down to 0 degrees Fahrenheit.
Layered Technology Featuring -
- Tough polypropylene outer jacket is UV and abrasion resistant
- 22 oil-tempered wires for increased compression strength and durability
- Lubricated core liner to stand up to the harsh marine environment while remaining flexible
- Patented hexagonal shape allows for minimal contact with the liner
- Stainless steel core is specially designed to handle tough compression loads, but flexible for severe applications

PLATINUM PLUS THROTTLE AND SHIFT CABLE



8M0082575

3 FT (.92m)

SAE Controls

8M0082576

4 FT (1.2m)

SAE Controls

8M0082577

5 FT (1.5m)

SAE Controls

8M0082578

6 FT (1.8m)

SAE Controls

8M0082579

7 FT (2.1m)

SAE Controls

8M0082580

8 FT (2.4m)

SAE Controls

8M0082581

9 FT (2.7m)

SAE Controls

8M0082582

10 FT (3.0m)

SAE Controls

8M0082583

11 FT (3.4m)
SAE Controls

8M0082584

12 FT (3.7m)
SAE Controls

8M0082585

13 FT (4.0m)
SAE Controls

8M0082586

14 FT (4.3m)
SAE Controls

8M0082587

15 FT (4.6m)
SAE Controls

8M0082588

16 FT (4.9m)
SAE Controls

8M0082589

17 FT (5.2m)
SAE Controls

8M0082590

18 FT (5.5m)
SAE Controls

8M0082591

19 FT (5.8m)
SAE Controls

8M0082592

20 FT (6.1m)
SAE Controls

8M0082593

21 FT (6.4m)
SAE Controls

8M0082594

22 FT (6.7m)
SAE Controls

8M0082595

23 FT (6.7m)
SAE Controls

8M0082596

24 FT (7.0m)
SAE Controls

8M0082597

25 FT (7.3m)
SAE Controls

8M0082598

26 FT (7.6m)
SAE Controls


8M0082599

27 FT (7.9m)
SAE Controls

JET DRIVE 135 & 270 DEG. STEERING SYSTEM

The 135 deg. system allows 135 degrees rotation of the steering wheel (3/8 turn lock to lock). The 270 deg. system allows 270 degrees rotation of the steering wheel (3/4 turn lock to lock). Order helm, bezel, and steering cable separately. If the size required is not listed, use the next larger size.

STEERING HELM



809486

135 Degree Steering Helm.
Fits all Sport Jet models, except V-6 models.

STEERING HELM



850699

270 Degree Steering Helm.
Fits all Jet Drive models

TILT STEERING HELM



64-879686

270 Degree Steering Helm.
Fits all Jet Drive models

BEZEL KIT



809485

Fits all Jet Drive models

STEERING CABLE



64-835457A11

11 ft.(3.4 m) 60 series cable with 5/16-24 end threads. Includes steering cable bellows kit.

Fits all Jet Drive models.

64-835457A13

13 ft.(4.0 m) 60 series cable with 5/16-24 end threads. Includes steering cable bellows kit.

Fits all Jet Drive models.

64-835457A15

15 ft.(4.6 m) 60 series cable with 5/16-24 end threads. Includes steering cable bellows kit.

Fits all Jet Drive models.

64-835457A17

17 ft.(5.2 m) 60 series cable with 5/16-24 end threads. Includes steering cable bellows kit.

Fits all Jet Drive models.

64-835457A19

19 ft.(5.8 m) 60 series cable with 5/16-24 end threads. Includes steering cable bellows kit.

Fits all Jet Drive models.

64-835457A21

21 ft.(6.4 m) 60 series cable with 5/16-24 end threads. Includes steering cable bellows kit.

Fits all Jet Drive models.

64-835457A23

23 ft.(7.0 m) 60 series cable with 5/16-24 end threads. Includes steering cable bellows kit.

Fits all Jet Drive models.

64-835457A25

25 ft.(7.6 m) 60 series cable with 5/16-24 end threads. Includes steering cable bellows kit.

Fits all Jet Drive models.

STEERING CABLE BELLOWS



877581A 4

Installs on cable outside of transom

Fits Jet Drive models with 270 Degree system and 60 series cables

STEERING CABLE ROD END



883053A 1

For 135 & 540 deg. steering systems. 5/16 in. (7.9 mm)

Fits Sport Jet models with 60 series cables

STEERING CABLE BULKHEAD FITTINGS AND BELLOWS KITS

Hardware used to complete Sport Jet installations. Use either bulkhead fittings or bellows kit. Not for use together.

BULKHEAD COMPRESSION FITTINGS



820675

Fits Sport-Jet 90/95/120 and 175 with 40 series cables. Also fits 200 OptiMax, 210 & 240 EFI Jet Drives.

JET DRIVE

BULKHEAD BELLOWS KIT



850005A 2

For 135 & 270 deg. steering systems and 60 series cables.
Fits Jet Drive models with 60 series cables

BULKHEAD BELLOWS KIT



850697A 2

Fits Jet Drive models with 40 series cables

IGNITION KEY SWITCH WITH HARNESSSES

Mounts in a 2-1/8 in.(54 mm) hole. Includes warning horn and electrical connections for instrumentation and lanyard stop switch.

KEY SWITCH W/ HARNESS



84-816626A 2

2 ft.(610 mm) harness with audio warning horn.
Fits Mercury/Mariner 6 hp. and Higher (2 cycle, USA & BEL Origin) outboards, Mariner 30/40 hp. with oil injection (2 cycle, Japanese Origin), all Mercury / Mariner 4-Stroke (USA Origin) outboards, Force 40 hp. and Higher (1993 and Newer) and Mercury Jet Drives. When used with MY2005 and newer 8/9.9 hp. FourStroke outboards an adapter harness 892473A01 is required.

84-816626A15

15 ft.(4.57 m) harness with audio warning horn.
Fits Mercury/Mariner 6 hp. and Higher (2 cycle, USA & BEL Origin) outboards, Mariner 30/40 hp. with oil injection (2 cycle, Japanese Origin), all Mercury/Mariner 4-Stroke (USA Origin) outboards, Force 40 hp. and Higher (1993 and Newer) and Mercury Jet Drives. When used with MY2005 and newer 8/9.9 hp. FourStroke outboards an adapter harness 892473A01 is required.

84-816626A20

20 ft.(6.1 m) harness with audio warning horn.
Fits Mercury/Mariner 6 hp. and Higher (2 cycle, USA & BEL Origin) outboards, Mariner 30/40 hp. with oil injection (2 cycle, Japanese Origin), all Mercury/Mariner 4-Stroke (USA Origin) outboards, Force 40 hp. and Higher (1993 and Newer) and Mercury Jet Drives. When used with MY2005 and newer 8/9.9 hp. FourStroke outboards an adapter harness 892473A01 is required.

84-816626A24

25 ft.(7.6 m) harness with audio warning horn.
Fits Mercury / Mariner 6 hp. and Higher (2 cycle, USA & BEL Origin) outboards, Mariner 30/40 hp. with oil injection (2 cycle, Japanese Origin), all Mercury / Mariner 4-Stroke (USA Origin) outboards, Force 40 hp. and Higher (1993 and Newer) and Mercury Jet Drives. When used with MY2005 and newer 8/9.9 hp. FourStroke outboards an adapter harness 892473A01 is required.

FLUSHING KITS

FLUSHING ATTACHMENT



22-820543A 1

For consumer use. Only for use while engine is not running.
Fits 90/95/120 Sport-Jet.

FLUSHING ATTACHMENT



22-820543A 6

Allows the customer to flush the engines while engine is not running or idling under 1200 RPM.
Fits 200 OptiMax, 210 and 240 EFI Jet Drives.

FLUSHING KIT



22-820573

Dealer kit, flushes engine while the engine is running. This kit is not for permanent installation. It is intended as a dealer service tool aid.
Fits Sport-Jet 90/95/120 engines.

REPLACEMENT CAP



19-821908

For consumer use sport-jet flushing attachment.
Fits the consumer use 90/95/120 Sport-Jet flushing attachment. Standard flushing kit on the Sport Jet 175 and the 200 OptiMax, 210 and 240 EFI Jet Drives.

REPLACEMENT INLET GRATES

REPLACEMENT INLET GRATE



854810T 1

Stainless steel Rock Grate for shallow rocky conditions.
Fits all V-6 Jet Drives (1997 & newer) and Sport-Jet 120 Jet Drives (1999 and 2000).

REPLACEMENT INLET GRATE



852962T

Inlet Grate - aluminum fixed grate.
Fits all V-6 Jet Drives (1997 & newer) and Sport-Jet 120 Jet Drives (1999 and 2000). Standard grate on the Sport-Jet 175XR2.

REPLACEMENT INLET GRATE



856627T 3

Hydro Surge Grate - automatic weed clean out system
Fits all V-6 Jet Drives (1997 & newer) and Sport-Jet 120 Jet Drives (1999 and 2000).

PUMP MOUNTING GROMMETS

Seals between the Jet Drive unit and the boat hull.

PUMP MOUNTING GROMMET



25-820663250

1/4 in.(6 mm) flange.
Fits Jet Drives with original dimension "short" tunnel cutouts.

25-820663375

3/8 in.(10 mm) flange
Fits Jet Drives with original dimension "short" tunnel cutouts.

25-820663A 2

3/8 in.(10 mm) flange
Fits Jet Drives with original dimension "short" tunnel cutouts.
Priced & packaged in qty. of 20

25-820663500

1/2 in.(13 mm) flange
Fits Jet Drives with original dimension "short" tunnel cutouts.

PUMP MOUNTING GROMMET



879634

3/8 in.(10 mm) flange. Provides improved vibration isolation.
Fits 200 OptiMax, 210 and 240 EFI Jet Drives with "Long" tunnel cutouts with radiused edges and glued in grommet.

PUMP MOUNTING GROMMET CHART

Pump Mounting Grommets

Model	Original Dimension Jet Drive; Short Tunnel Cutouts	Original Dimension Jet Drive; Short Tunnel Cutouts	Revised Dimension Jet Drive; Long Tunnel Cutouts w
Sport Jet 90/95/125	25-820663250	25-820663375	N/A
Sport Jet 175	25-820663250	25-820663375	NLA
200 Optimax	25-820663250	25-820663375(1)	879634(2)
210	25-820663250	25-820663375(1)	879634(2)
240 EFI	25-820663250	25-820663375(1)	879634(2)

(1) Not Recommended

(2) Provides improved vibration isolation

Not all parts listed are available for the European, C.I.S., Africa and Middle East Markets.
For more information, please contact your local Mercury, Mariner, MerCruiser or Quicksilver Office.

JET DRIVE

TUNNEL SAMPLE

Aids in the development of jet boat designs. Can be fabricated into a prototype or used to make a mold.

TUNNEL SAMPLE



91-881242T

For fiberglass boats to help with jet drive boat design.

MUFFLERS

MUFFLER ASSEMBLY



859389A 1

Starboard
Fits 210 Carb Jet Drive

MUFFLER ASSEMBLY



878147A03

Port
Fits 200 DFI, 240 EFI & 250 DFI Jet Drives

MUFFLER ASSEMBLY



878148A03

Starboard
Fits 200 DFI, 240 EFI & 250 DFI Jet Drives

ANODES - SPORT JET

ANODE ASSY.



856581C

Aluminum

ANODE KIT



833163A 1

Aluminum

ANODE



820503 1

Aluminum

ANODE CHART - SPORT JET

SportJet Pump Anodes

Model	Serial # Range	Nozzle Anode	Mat.	Rudder Anode	Mat.
90 Sport Jet	0E021000 and up	N.L.A.	Zinc	820503 1	Alum.
95XR Sport Jet	0E021000 and up	N.L.A.	Zinc	820503 1	Alum.
120 Sport Jet	0E080400 - 0E145579	N.L.A.	Zinc	820503 1	Alum.
120XR Sport Jet	0E145580 - 0E344999	N.L.A.	Zinc	820503 1	Alum.
120XR2 Sport Jet	0E145580 - 0E379999	856581C	Alum.	820503 1	Alum.
175XR2 Sport Jet	0E151580 - 0E344999	833163A 1	Alum.	820503 1	Alum.
175XR2 Sport Jet	0F345000 - 0E433153	856581C	Alum.	820503 1	Alum.
200 DFI	0E379931 - 0E428850	856581C	Alum.	820503 1	Alum.
200 DFI M2	0E379931 - 0E423075	856581C	Alum.	820503 1	Alum.
210 Carb	0E379931 - 0E433153	833163A 1	Alum.	820503 1	Alum.
210 Carb M2	0E370718 - 0E426999	856581C	Alum.	820503 1	Alum.
240 EFI	0E379931 - 0E406399	833163A 1	Alum.	820503 1	Alum.
240 EFI	0E406400 and up	856581C	Alum.	820503 1	Alum.
240 EFI M2	0E370718 and up	856581C	Alum.	820503 1	Alum.
250 DFI	0E407100 and up	856581C	Alum.	820503 1	Alum.
250 DFI M2	0E407100 and up	856581C	Alum.	820503 1	Alum.

MARINE BATTERIES AND ACCESSORIES

MARINE BATTERIES AND ACCESSORIES

MARINE BATTERIES

OPTIMA BLUE TOP DC 4.2



67-886561

High power, dual purpose engine start and deep cycle • For use in boats with large accessory loads • Sealed lead acid battery • 12 Volts nominal voltage • Color: light grey case with blue cover • Group size: BCI 34 • Metric dimensions: 254x175x200 mm (length/width/height) • Weight: 19,7 kg • Open circuit voltage (fully charged): 13,1 volts • Internal resistance (fully charged): 0,0028 ohms • Capacity: 55 Ah (C/20) • Reserve capacity: BCI: 120 minutes • Power: 765 amps CCA (EN -18°C), 870 amps MCA (BCI 0°C)

OPTIMA BLUE TOP BT SLI 4.2



67-886560

High power marine starting battery only • Sealed lead acid battery • 12 Volts nominal voltage • Color: dark grey case with blue cover • Group size: BCI 34 • Metric dimensions: 254x175x200 mm (length/width/height) • Weight: 17,4 kg • Open circuit voltage (fully charged): 12,8 volts • Internal resistance (fully charged): 0,0030 ohms • Capacity: 50 Ah (C/20) • Reserve capacity: BCI: 100 minutes • Power: 815 amps CCA (EN -18°C), 1000 amps MCA (BCI 0°C)

OPTIMA BLUE TOP DC 5.0



67-8M9200903

High power, dual purpose engine start and deep cycle
 • For use in boats with large accessory loads
 • Sealed lead acid battery
 • 12 Volts nominal voltage
 • Color: light grey case with blue cover
 • Group size: BCI 27
 • Metric dimensions: 309x172x221mm length/width/height
 • Weight: 22,7 kg
 • Internal resistance (fully charged): 0,0025 ohms
 • Capacity: 66 Ah (C/20)
 • Reserve capacity: BCI: 140 minutes
 • Power: 845 amps CCA (EN -18°C), 1000 amps MCA (BCI 0°C)

OPTIMA BLUE TOP DC 5.5



67-886562

High power, dual purpose engine start and deep cycle • For use in boats with large accessory loads • Sealed lead acid battery • 12 Volts nominal voltage • Color: light grey case with blue cover • Group size: BCI 31 • Metric dimensions: 325x165x238 mm (length/width/height) • Weight: 26,5 kg • Open circuit voltage (fully charged): 13,1 volts • Internal resistance (fully charged): 0,0025 ohms • Capacity: 75 Ah (C/20) • Reserve capacity: BCI: 155 minutes • Power: 975 amps CCA (EN -18°C), 1125 amps MCA (BCI 0°C)

MARINE BATTERY



67-8M0109257

12V Full River AGM HC28 Start battery for outboards with electric starter. Can be mounted in any orientation except inverted. US DOT and IATA certified non-spillable (sealed).
 Performance: PHCA: 925A at 80°F (27°C); for 5 seconds CCA: 410A at 0°F (-18°C) - CA/MCA: 530A at 32°F (0°C) - HCA: 625A at 80°F (27°C) - Reserve capacity: 48 minutes
 Short circuit current: 1300A - Operation temperature range: 5°F (-15°C) to 122°F (50°C).
 4-stroke: 8HP – 30 HP
 2-stroke: 8HP – 60 HP

BATTERY ACCESSORIES

OPTIMATE 2 BATTERY CHARGER



8M0072744

Fully automatic battery maintainer. Battery Performance guaranteed !
 · Extends battery life
 · Safe long term battery care
 · Sealed weatherproof enclosure

OptiMateTM2, extends life and improves performance of a 12V battery of a vehicle / water craft or 12V battery operated system that is not in daily use. OptiMate 2 senses the battery condition, recharges and then keeps the battery 100% ready, never overcharging, and provides power to the anti-theft alarm, display, on board computer, etc. OptiMate 2 is ideal for standby power applications, the interactive standby mode during long term maintenance reverts to full charge mode if it senses high current drain from the battery.

OPTIMATE 5 BATTERY CHARGER



8M0072745

Complete 12V battery care for medium to large batteries
 · Desulphates and saves neglected batteries
 · Optimises battery power and life
 · Safe long-term maintenance cycle
 · Tests battery every hour

OptiMate TM5, the all-in-one tool for 12V battery care at home. Diagnoses, recovers, charges, tests and optimally maintains, automatically.

Forgot your battery throughout the winter? OptiMate 5 will recover it from deep discharge and optimally recharge it. Then it will check that the charge delivered is the best possible before then checking how well the battery can retain the charge. And tell you its status, at a glance. Of course, it will then maintain your battery at full charge safely for months at a time. And prolong its life by up to 400%. Reducing waste, for a better environment.

BATTERY TESTER AND ELECTRICAL SYSTEM ANALYSER T10



8M0147933

Fully graphical interface, LCD display, integrated printer, and touchpad with sensor technology. WET, AGM, AGM spiral, EFB, GEL, Ca. Complies to Specs: CCA, SAE, EN, IEC, DIN, CA/MCA, JIS, EN1, EN2. Tests the starter, alternator, and grounding, and can transfer the data to PC. Test results memory saving.

Battery tester and electrical system analyser for 12V batteries.

BATTERY DESULFATOR



8M0157844

- 8mm Fork Terminals
- 1500 Ah Conditioning
- Cable Reach 34inch / 850mm
- Compliant to IP65 Rating
- Multi-Mode activation
- Multi-Voltage Activation 6v-48v
- Small to Medium Applications

Benefits:

- Increased Reliability
- Reduced Down-Time
- Reduced Greenhouse Emissions
- Reduced Warranty Costs & Running Costs

Works with all types of batteries (except lithium and NiCad). Tested and proven.

BATTERY CONNECTOR CABLE



84-8M0111860

Connect your battery easily with your Optimate charger. Weatherproof permanent battery lead, M6, 5A max, SAE connection.

COMPACT KEY STYLE BATTERY SWITCH



67-886186

On/off switch rated at 100 Amp continuous 12V DC • Removable key • Made of plastic • Weatherproof cap included • Screw size #14

VENTED OUTBOARD SPLASH COVERS

VENTED OUTBOARD SPLASH COVERS

A Splash cover protects your Mercury outboard from stones, fishing lures, sinkers and general cowl wear and tear. It is designed to protect your engine outboard cowling during use and is made from UV stabilized, water resistant Polysoft Polyester with felt like backing to avoid scratching the gel coat of the outboard.

Product features:

- Designed to protect outboard engine cowling during use
- Fully functional cover with breathable mesh venting
- Breathable, marine grade fabric and materials
- Increases resale value potential
- Prevents accidental damage
- Further reducing the already low noise values of Mercury engines
- Custom fit and having original signage
- Available in individual horse power rating for the most common categories

MERCURY 4-STROKE VENTED OUTBOARD SPLASH COVER



67-8M0087241

F40 outboard splashcover with original Mercury -and horsepower signage.
For 4-cylinder engines only.

MERCURY 4-STROKE VENTED OUTBOARD SPLASH COVER



67-8M0087242

F50 outboard splashcover with original Mercury -and horsepower signage.
For 4-cylinder engines only.

MERCURY 4-STROKE VENTED OUTBOARD SPLASH COVER



67-8M0087243

F60 outboard splashcover with original Mercury -and horsepower signage.
For 4-cylinder engines only.

MERCURY 4-STROKE VENTED OUTBOARD SPLASH COVER



67-8M0110408

F75 Sea Pro outboard splash cover with original Mercury and horsepower signage.

MERCURY 4-STROKE VENTED OUTBOARD SPLASH COVER



67-8M0087244

F80 outboard splashcover with original Mercury -and horsepower signage.

MERCURY 4-STROKE VENTED OUTBOARD SPLASH COVER



67-8M0097351

F80 outboard splashcover with original Mercury -and horsepower signage.
Model Year 2014.

MERCURY 4-STROKE VENTED OUTBOARD SPLASH COVER



67-8M0110409

F90 Sea Pro outboard splashcover with original Mercury and horsepower signage.

MERCURY 4-STROKE VENTED OUTBOARD SPLASH COVER



67-8M0087245

F100 outboard splashcover with original Mercury -and horsepower signage.

MERCURY 4-STROKE VENTED OUTBOARD SPLASH COVER



67-8M0097352

F100 outboard splashcover with original Mercury -and horsepower signage. Model Year 2014.

MERCURY 4-STROKE VENTED OUTBOARD SPLASH COVER



67-8M0087246

F115 outboard splashcover with original Mercury -and horsepower signage.

MERCURY 4-STROKE VENTED OUTBOARD SPLASH COVER



67-8M0097353

F115 outboard splashcover with original Mercury -and horsepower signage. Model Year 2014.

MERCURY 4-STROKE VENTED OUTBOARD SPLASH COVER



67-8M0110410

F115 Sea Pro outboard splashcover with original Mercury and horsepower signage.

MERCURY 4-STROKE VENTED OUTBOARD SPLASH COVER



67-8M0136134

F115 ProXS outboard splashcover with original Mercury and horsepower signage.

MERCURY 4-STROKE VENTED OUTBOARD SPLASH COVER



67-8M0087247

F150 outboard splashcover with original Mercury -and horsepower signage. Model Year 2013.

VENTED OUTBOARD SPLASH COVERS

MERCURY 4-STROKE VENTED OUTBOARD SPLASH COVER



67-8M0087248

F150 Verado outboard splashcover with original Mercury -and horsepower signage.

MERCURY 4-STROKE VENTED OUTBOARD SPLASH COVER



67-8M0087252

F250 Verado outboard splashcover with original Mercury -and horsepower signage.

MERCURY 4-STROKE VENTED OUTBOARD SPLASH COVER



67-8M0087249

F175 Verado outboard splashcover with original Mercury -and horsepower signage.

MERCURY 4-STROKE VENTED OUTBOARD SPLASH COVER



67-8M0087253

F275 Verado outboard splashcover with original Mercury -and horsepower signage.

MERCURY 4-STROKE VENTED OUTBOARD SPLASH COVER



67-8M0087250

F200 Verado outboard splashcover with original Mercury -and horsepower signage.

MERCURY 4-STROKE VENTED OUTBOARD SPLASH COVER



67-8M0087254

F300 Verado outboard splashcover with original Mercury -and horsepower signage.

MERCURY 4-STROKE VENTED OUTBOARD SPLASH COVER



67-8M0087251

F225 Verado outboard splashcover with original Mercury -and horsepower signage.

MERCURY 4-STROKE VENTED OUTBOARD SPLASH COVER



67-8M0087255

F350 Verado outboard splashcover with original Mercury -and horsepower signage.

VENTED OUTBOARD SPLASH COVERS

MERCURY 4-STROKE VENTED OUTBOARD SPLASH COVER



67-8M0108695

F350 L6 generation outboard splashcover with original Mercury -and horsepower signage.

MERCURY 4-STROKE VENTED OUTBOARD SPLASH COVER



67-8M0136144

Verado 400R outboard splashcover with original Mercury and horsepower signage.

MERCURY 4-STROKE VENTED OUTBOARD SPLASH COVER



67-8M0108696

400R generation outboard splash cover with original Mercury Racing and horsepower signage

MERCURY 2-STROKE VENTED OUTBOARD SPLASH COVER



67-8M0136136

OptiMax ProXS outboard splashcover with original Mercury signage.

MERCURY 4-STROKE VENTED OUTBOARD SPLASH COVER



67-8M0136137

Verado L6 (225-300HP) white outboard splashcover with original Mercury signage.

4-STROKE VENTED SPLASH COVERS WITH QUICK PANEL ACCESS

4-STROKE VENTED SPLASH COVERS WITH QUICK PANEL ACCESS

The vented splash covers below include a flap so the quick access panel can be used even with the cover on.



MERCURY 4-STROKE VENTED OUTBOARD SPLASH COVER



67-8M0152596

F200 V6 outboard splash cover with original Mercury and horsepower signage.

MERCURY 4-STROKE VENTED OUTBOARD SPLASH COVER



67-8M0152598

F225 V6 outboard splash cover with original Mercury and horsepower signage.

MERCURY 4-STROKE VENTED OUTBOARD SPLASH COVER



67-8M0152600

F250 V8 outboard splash cover with original Mercury and horsepower signage.

MERCURY 4-STROKE VENTED OUTBOARD SPLASH COVER



67-8M0152601

F300 V8 outboard splash cover with original Mercury and horsepower signage.

4-STROKE VENTED SPLASH COVERS WITH QUICK PANEL ACCESS


POINT-OF-SALE PRODUCT DISPLAYS

Various groupings of extremely fast moving, high volume products will be offered throughout the near future. They will be designed to fit on this easel, providing constant messaging for your in-store customers.



POINT-OF-SALE PRODUCT KITS

ANODE KIT



8M0052656

Let your customers know that our Cadmium-Free anodes are good for the environment and get them thinking about having them inspected for replacement. Anodes should always be replaced when 50% deteriorated for maximum protection.

Kit contains:

- (2) 31640Q 4
- (2) 821631Q 1
- (2) 806190Q 1
- (2) 76214Q 5
- (2) 806189Q 1
- (3) 826134Q
- (2) 818298Q 1
- (1) Cadmium-Free Placard

(1) suggested plan-o-gram for displaying on our easels
Applications are displayed on the back of the individual packages.
Quicksilver Branded, Clamshell Package Point of Sale Packaged.

IMPELLER KIT



47-8M0061756

A collection of various water impeller and water pump replacement parts. These feature the best impeller material and impeller to hub bonding in the industry, display packaged to raise customer awareness. Impellers should be inspected for replacement once per year or every 100 hours of operation.

Kit contains:

- (2) 47-43026Q02 Impeller
- (2) 47-43026Q06 Impeller Repair Kit
- (1) 47-85089Q 4 Impeller Repair Kit
- (2) 47-42038Q02 Impeller
- (2) 47-96148Q 8 Water Pump Upper Repair Kit
- (2) 47-89984Q 5 Impeller Repair Kit
- (2) 47-59362Q01 Impeller Repair Kit
- (1) Display Placard
- (1) Suggested plan-o-gram for product placement, product applications are displayed on the back of the point-of-sale packaging.

Quicksilver Branded

POINT-OF-SALE PRODUCTS AND EASELS

IMPELLER KIT + QUICKSILVER EASEL



8M0070409

Includes 8M0061756 Impeller kit and Quicksilver Easel.

POINT-OF-SALE PRODUCT DISPLAYS

ANODE KIT + QUICKSILVER EASEL



8M0070410

Includes 8M0052656 Anode Kit and Quicksilver Easel.

LOGOS

MERCURY DECAL



37-8M0046011

Diecut and furnished on a premask.
1.67 (42mm) inches tall x 13.01 (330mm) inches long.
Mercury Branded

M-ICON



37-8M0080152

Mercury Marine registered trademark icon in a polished chrome, 29mm diameter circle with Black background.
Designed for use on a flat surface.
Mercury Branded

37-8M0043701

Mercury Marine registered trademark icon in a polished chrome, 39mm diameter circle with Black background.
Designed for use on a flat surface.
Mercury Branded

37-8M0043702

Mercury Marine registered trademark icon in a polished chrome, 53mm diameter circle with Black background.
Designed for use on a flat surface.
Mercury Branded

37-8M0043705

Mercury Marine registered trademark icon in a polished chrome, 60mm diameter circle with Black background.

This icon has a more flexible backing and may be installed on a slightly curved surface.

Mercury Branded

37-8M0043706

Mercury Marine registered trademark icon in a polished chrome, 60mm diameter circle with Black background.

Designed for use on a flat surface.

Mercury Branded

37-8M0043703

Mercury Marine registered trademark icon in a polished chrome, 66mm diameter circle with Black background.

Designed for use on a flat surface.

Mercury Branded

M-ICON



37-8M0043700

Mercury Marine registered trademark icon in a polished chrome, 39mm diameter circle with Red background.

Designed for use on a flat surface.

Mercury Branded

37-8M0043707

Mercury Marine registered trademark icon in a polished chrome, 53mm diameter circle with Red background.

Designed for use on a flat surface.

Mercury Branded

37-8M0043699

Mercury Marine registered trademark icon in a polished chrome, 66mm diameter circle with Red background.

Designed for use on a flat surface.

Mercury Branded

TABLE OF CONTENTS

Outboard Maintenance	242	MerCruiser Maintenance	253
"NEW" 175-300HP V6 (3.4L) & V8 (4.6L)	248	3.0L MPI	253
135-150-175-200 (4 Cylinder) Verado 1B311420 and above	246	3.0L TKS	253
150 EFI FourStroke 1B905505 and above	245	3.0L V6 TDI Diesel (Tier 3)	258
15 HP EFI FourStroke 0R833820 and above	242	3.0L V6 VM Diesel	258
15 Hp FourStroke 0R235949 and above	242	4.2L V8 TDI Diesel (Tier 3)	258
2.5-3.5 HP FourStroke 0R131842 and above	242	4.3L MPI Alpha	254
200-300 (6 Cyl) Verado 1B390143 and above (prior to Gen V)	247	4.3L MPI Bravo	254
200-300 (6 Cyl) Verado 2B144123 and above (Gen V)	247	4.3L TKS Alpha	253
20 HP EFI FourStroke 0R833820 and above	243	4.3L TKS Bravo	253
20 Hp FourStroke 0R235168 and above	243	4.5L MPI Alpha	254
25-30 Hp EFI FourStroke 0R106999 and above	243	4.5L MPI Bravo	254
350-400 (6 Cyl) Verado	248	5.0L/5.7L MPI Alpha	255
40-50-60 Hp FourStroke 1C050252 and above	244	5.0L/5.7L MPI Bravo	255
40 Hp (3 cyl) FourStroke 1C049739 and above	243	5.0L/5.7L TKS Alpha	254
4-5-6 Hp FourStroke 0R411838 and above	242	5.0L/5.7L TKS Bravo	255
75-90-115/115 Pro XS Hp FourStroke 2B094996 and above	245	5.7 & 6.2 MPI MIE	256
75-90-115 Hp FourStroke 1B366823-2B094995	244	5.7L MPI Towspots	256
75-90-115 Hp FourStroke 2B094996 and above	244	5.7L TKS MIE & Towspots	255
75-90-115 Optimax (1.5L) 1B227000 and above	245	6.2L MPI Bravo	256
8-9.9 Hp FourStroke 0R042475 and above	242	6.2L MPI Bravo (Mercury)	256
V-6 Optimax (2.5L, non-Pro models) 1B227000 and above	246	6.7L (135/150 NA) Diesel	258
V-6 Optimax (3.0L, non-Pro models) 1B227000 and above	246	6.7L (180/230/260/280 TCA) Diesel	259
		6.7L (220 TC) Diesel	258
		8.1L MCM & MIE	257
		8.2L MCM & MIE	257
		Alpha Sterndrive	259
		Bravo Sterndrive	259
		QSD 2.0 Diesel	257
		QSD 2.8 Diesel	257
		QSD 4.2 Diesel	257
Outboard Service Interval Kits	250	MerCruiser Service Interval Kits	260
Outboard Service Interval Kits	250	MerCruiser Engine Maintenance Kits	260
Outboard Service Interval Kits - Without Anodes	252	MerCruiser Sterndrive Maintenance Kits	262

OUTBOARD MAINTENANCE

OUTBOARD MAINTENANCE

2.5-3.5 HP FOURSTROKE 0R131842 AND ABOVE

CARBURETOR REPAIR KIT 8M0090764

ANODE 823913Q

Aluminum

INLINE FUEL FILTER 35-16248

An in-line fuel filter located under cowl on outboard engines.

WATER IMPELLER REPAIR KIT 889246A16

Includes impeller, key, face plate and face plate gaskets.

WATER PUMP IMPELLER 47-16154 3

SPARK PLUG 33-803507

NGK, DCPR6E, check and set gap per owner's manual or the emissions control information decal if present.

THERMOSTAT 804540

52 degrees Centigrade, 126 degrees Fahrenheit

4-5-6 HP FOURSTROKE 0R411838 AND ABOVE

CARBURETOR REPAIR KIT 8M0044575

Includes new float, float pin, inlet needle, bowl gasket and flange gaskets.

ANODE 823912

Aluminum, Round style.

875208

Square style.

INLINE FUEL FILTER 35-16248

An in-line fuel filter located under cowl on outboard engines.

WATER IMPELLER REPAIR KIT 16159A03

WATER PUMP IMPELLER 47-16154 3

SPARK PLUG 33-803507

NGK, DCPR6E, check and set gap per owner's manual or the emissions control information decal if present.

THERMOSTAT 804540

52 degrees Centigrade, 126 degrees Fahrenheit

8-9.9 HP FOURSTROKE 0R042475 AND ABOVE

CARBURETOR REPAIR KIT 8M0044576

Includes new float, float pin, inlet needle, bowl gasket, air box o-ring and flange gaskets.

TRIM TAB ANODE 853762T01

Zinc

ANODE 875208

Square style.

INLINE FUEL FILTER 35-16248

An in-line fuel filter located under cowl on outboard engines.

WATER IMPELLER REPAIR KIT 47-803748Q01

Includes new impeller and face plate.

47-803748Q02

Includes new impeller and face plate.

WATER PUMP IMPELLER 47-803748

47-803748 1

SPARK PLUG 33-803507

NGK, DCPR6E, check and set gap per owner's manual or the emissions control information decal if present.

15 HP FOURSTROKE 0R235949 AND ABOVE

TRIM TAB ANODE 853762T01

Zinc

ANODE 875208

Square style.

INLINE FUEL FILTER 35-16248

An in-line fuel filter located under cowl on outboard engines.

FOURSTROKE OUTBOARD OIL FILTER 35-822626Q03

FourStroke Outboard replaceable screw-on type canister filters.

WATER IMPELLER REPAIR KIT 46-8M0122064

WATER PUMP IMPELLER 47-803748

SPARK PLUG 33-803507

NGK, DCPR6E, check and set gap per owner's manual or the emissions control information decal if present.

15 HP EFI FOURSTROKE 0R833820 AND ABOVE

FUEL FILTER 35-8M0134466

FOURSTROKE OUTBOARD OIL FILTER 35-822626Q03

FourStroke Outboard replaceable screw-on type canister filters.

COMPLETE WATER PUMP KIT 98-8M0135821

Includes both upper & lower housings, gaskets, plate and impeller.

HEAVY ABRASION RESISTANT WATER PUMP 8M0137849

Heavy duty face plate and housing designed to improve life in highly abrasive water conditions.

WATER PUMP IMPELLER 47-8M0135803

SPARK PLUG

33-803507

NGK, DCPR6E, check and set gap per owner's manual or the emissions control information decal if present.

THERMOSTAT

8M0139434

125 Degrees

20 HP FOURSTROKE 0R235168 AND ABOVE

TRIM TAB ANODE

853762T01

Zinc

ANODE

875208

Square style.

INLINE FUEL FILTER

35-16248

An in-line fuel filter located under cowl on outboard engines.

FOURSTROKE OUTBOARD OIL FILTER

35-822626Q03

FourStroke Outboard replaceable screw-on type canister filters.

WATER IMPELLER REPAIR KIT

46-8M0122064

WATER PUMP IMPELLER

47-803748

SPARK PLUG

33-803507

NGK, DCPR6E, check and set gap per owner's manual or the emissions control information decal if present.

20 HP EFI FOURSTROKE 0R833820 AND ABOVE

FUEL FILTER

35-8M0134466

FOURSTROKE OUTBOARD OIL FILTER

35-822626Q03

FourStroke Outboard replaceable screw-on type canister filters.

COMPLETE WATER PUMP KIT

98-8M0135821

Includes both upper & lower housings, gaskets, plate and impeller.

HEAVY ABRASION RESISTANT WATER PUMP

8M0137849

Heavy duty face plate and housing designed to improve life in highly abrasive water conditions.

WATER PUMP IMPELLER

47-8M0135803

SPARK PLUG

33-803507

NGK, DCPR6E, check and set gap per owner's manual or the emissions control information decal if present.

THERMOSTAT

8M0139434

125 Degrees

25-30 HP EFI FOURSTROKE 0R106999 AND ABOVE

TRIM TAB ANODE

853762

Zinc

ANODE

804043

823912002

Aluminum

FUEL FILTER KIT

35-8M0088825

FOURSTROKE OUTBOARD OIL FILTER

35-822626Q03

FourStroke Outboard replaceable screw-on type canister filters.

IMPELLER REPAIR KIT

853792A07

WATER PUMP IMPELLER

47-16154 1

Various 25-20 Hp. FourStroke and 2-cycle outboards.

SPARK PLUG

33-803507

NGK, DCPR6E, check and set gap per owner's manual or the emissions control information decal if present.

40 HP (3 CYL) FOURSTROKE 1C049739 AND ABOVE

TRIM TAB

822157T03

17264T 2

POWER TRIM ANODE

818298Q 1

Aluminum

Located on the bottom of the external power trim pump assembly.

818298T 3

Magnesium - For freshwater use only. Do not use in saltwater applications. Located on the bottom of the external power trim pump assembly.

SIDE POCKET ANODE

826134Q

Aluminum

Located in side pockets on the gearhousing just above the cavitation plate.

826134T 3

Magnesium - For freshwater use only. Do not use in saltwater applications. Located in side pockets on the gearhousing just above the cavitation plate.

FUEL FILTER

35-879885Q

In-line, under cowl fuel filter.

INLINE FUEL FILTER

35-879884T

A cartridge type fuel filter located under the cowl on outboard engines.

FOURSTROKE OUTBOARD OIL FILTER

35-8M0065103

FourStroke Outboard replaceable screw-on type canister filters.

COMPLETE WATER PUMP

46-812966A12

Includes both upper and lower housings, gaskets, key, O-ring, plate, and impeller

WATER PUMP IMPELLER

47-19453T

Various 30-60 Hp. FourStroke outboards.

THERMOSTAT KIT

855676A 1

Includes 120 degree thermostat and gaskets.

TIMING BELT

57-8M0065179

OUTBOARD MAINTENANCE

40-50-60 HP FOURSTROKE 1C050252 AND ABOVE

TRIM TAB
31640T07

EDP - Black, this painted tab will not perform an anodic function.

POWER TRIM ANODE
818298Q 1

Aluminum
Located on the bottom of the external power trim pump assembly.

818298T 3

Magnesium - For freshwater use only. Do not use in saltwater applications.
Located on the bottom of the external power trim pump assembly.

SIDE POCKET ANODE
826134Q

Aluminum
Located in side pockets on the gearhousing just above the cavitation plate.

826134T 3

Magnesium - For freshwater use only. Do not use in saltwater applications.
Located in side pockets on the gearhousing just above the cavitation plate.

FUEL FILTER
35-879885Q

In-line, under cowl fuel filter.

INLINE FUEL FILTER
35-879884T

A cartridge type fuel filter located under the cowl on outboard engines.

FOURSTROKE OUTBOARD OIL FILTER
35-8M0065103

FourStroke Outboard replaceable screw-on type canister filters.

COMPLETE WATER PUMP
46-812966A12

Includes both upper and lower housings, gaskets, key, O-ring, plate, and impeller

46-8M0113801

Includes both upper & lower housings, gaskets, plate and impeller.

WATER PUMP IMPELLER
47-19453T

Various 30-60 Hp. FourStroke outboards.

47-43026T 2

THERMOSTAT
14586

120 Degrees

TIMING BELT
57-8M0065179

75-90-115 HP FOURSTROKE 2B094996 AND ABOVE

TRIM TAB
8M0091534

EDP painted, this tab does not provide anodic protection.

ANODIC PLATE
76214Q 5

Aluminum
Provides additional clearance for high rake propellers.

POWER TRIM ANODE
818298Q 1

Aluminum
Located on the bottom of the external power trim pump assembly.

818298T 3

Magnesium - For freshwater use only. Do not use in saltwater applications.
Located on the bottom of the external power trim pump assembly.

SIDE POCKET ANODE
826134Q

Aluminum
Located in side pockets on the gearhousing just above the cavitation plate.

826134T 3

Magnesium - For freshwater use only. Do not use in saltwater applications.
Located in side pockets on the gearhousing just above the cavitation plate.

FUEL FILTER
35-879885Q

In-line, under cowl fuel filter.

FOURSTROKE OUTBOARD OIL FILTER
35-8M0065103

FourStroke Outboard replaceable screw-on type canister filters.

COMPLETE WATER PUMP
8M0094529

Includes upper and lower housings, gaskets, plate, seals, key and impeller.

WATER PUMP IMPELLER
47-43026T 2

SPARK PLUG
33-8M0057936

NGK, ZFR5F, check and set gap per owner's manual or the emissions control information decal if present.

THERMOSTAT ASSEMBLY
8M0090819

Includes thermostat and housing.

75-90-115 HP FOURSTROKE 1B366823-2B094995

TRIM TAB
31640T07

EDP - Black, this painted tab will not perform an anodic function.

POWER TRIM ANODE
818298Q 1

Aluminum
Located on the bottom of the external power trim pump assembly.

818298T 3

Magnesium - For freshwater use only. Do not use in saltwater applications.
Located on the bottom of the external power trim pump assembly.

SIDE POCKET ANODE
826134Q

Aluminum
Located in side pockets on the gearhousing just above the cavitation plate.

826134T 3

Magnesium - For freshwater use only. Do not use in saltwater applications.
Located in side pockets on the gearhousing just above the cavitation plate.

FUEL FILTER
35-879885Q

In-line, under cowl fuel filter.

FOURSTROKE OUTBOARD OIL FILTER
35-877761Q01

Replaceable screw-on type canister filter.

AIR FILTER
35-8M0082911

COMPLETE WATER PUMP
46-8M0113799

Includes both upper & lower housings, gaskets, plate and impeller.

WATER PUMP IMPELLER
47-43026T 2

SPARK PLUG
33-898829001

NGK, LFR4A-E, check and set gap per owner's manual or the emissions control information decal if present.

THERMOSTAT
892864T06

Includes thermostat and housing.

ALTERNATOR BELT
57-897574Q01

75-115 EFI 1.7L FourStroke outboard

75-90-115 OPTIMAX (1.5L) 1B227000 AND ABOVE

TRIM TAB
31640T07

EDP - Black, this painted tab will not perform an anodic function.

31640T 6

Magnesium - For freshwater use only. Do not use in Saltwater applications.

POWER TRIM ANODE
818298Q 1

Aluminum
Located on the bottom of the external power trim pump assembly.

818298T 3

Magnesium - For freshwater use only. Do not use in saltwater applications.
Located on the bottom of the external power trim pump assembly.

SIDE POCKET ANODE
826134Q

Aluminum
Located in side pockets on the gearhousing just above the cavitation plate.

826134T 3

Magnesium - For freshwater use only. Do not use in saltwater applications.
Located in side pockets on the gearhousing just above the cavitation plate.

IN-LINE OIL FILTER
35-875284T01

In-line oil filter

FUEL FILTER ELEMENT
35-8M0122423

Under cowl replacement cartridge where applicable.

COMPLETE WATER PUMP
46-8M0113799

Includes both upper & lower housings, gaskets, plate and impeller.

WATER PUMP IMPELLER
47-43026T 2

SPARK PLUG
33-892567Q

NGK IZFR5J, check and set gap per owner's manual or the emissions control information decal if present.

THERMOSTAT
833072004

62 degrees Centigrade, 143 degrees Fahrenheit.

ALTERNATOR BELT
57-8M0026410

75-125 Hp. 3 cylinder (1.5L) Optimax outboard

75-90-115/115 PRO XS HP FOURSTROKE 2B094996 AND ABOVE

TRIM TAB
8M0091534

EDP painted, this tab does not provide anodic protection.

ANODIC PLATE
76214Q 5

Aluminum
Provides additional clearance for high rake propellers.

POWER TRIM ANODE
818298Q 1

Aluminum
Located on the bottom of the external power trim pump assembly.

818298T 3

Magnesium - For freshwater use only. Do not use in saltwater applications.
Located on the bottom of the external power trim pump assembly.

SIDE POCKET ANODE
826134Q

Aluminum
Located in side pockets on the gearhousing just above the cavitation plate.

826134T 3

Magnesium - For freshwater use only. Do not use in saltwater applications.
Located in side pockets on the gearhousing just above the cavitation plate.

FUEL FILTER
35-879885Q

In-line, under cowl fuel filter.

FUEL FILTER SCREEN
35-8M0090809

In-line, under cowl fuel filter

FOURSTROKE OUTBOARD OIL FILTER
35-8M0065103

FourStroke Outboard replaceable screw-on type canister filters.

COMPLETE WATER PUMP
8M0094529

Includes upper and lower housings, gaskets, plate, seals, key and impeller.

WATER PUMP IMPELLER
47-43026T 2

SPARK PLUG
33-8M0057936

NGK, ZFR5F, check and set gap per owner's manual or the emissions control information decal if present.

THERMOSTAT ASSEMBLY
8M0090819

Includes thermostat and housing.

150 EFI FOURSTROKE 1B905505 AND ABOVE

ANODIC PLATE
76214Q 5

Aluminum
Provides additional clearance for high rake propellers.

76214A 6

Magnesium - For freshwater use only. Do not use in saltwater applications.

POWER TRIM ANODE
8M0057772

Aluminum. Located on the bottom of the external power trim assembly.

SIDE POCKET ANODE
826134Q

Aluminum
Located in side pockets on the gearhousing just above the cavitation plate.

826134T 3

Magnesium - For freshwater use only. Do not use in saltwater applications.
Located in side pockets on the gearhousing just above the cavitation plate.

FUEL FILTER
35-879885Q

In-line, under cowl fuel filter.

INLINE FUEL FILTER
35-8M0057677

High pressure in-line fuel filter to fuel rail.

FUEL FILTER SCREEN
35-8M0090809

In-line, under cowl fuel filter

OUTBOARD MAINTENANCE

FOURSTROKE OUTBOARD OIL FILTER

35-877761Q01

Replaceable screw-on type canister filter.

COMPLETE WATER PUMP

8M0094529

Includes upper and lower housings, gaskets, plate, seals, key and impeller.

WATER PUMP IMPELLER

47-43026T 2

SPARK PLUG

33-8M0057936

NGK, ZFR5F, check and set gap per owner's manual or the emissions control information decal if present.

THERMOSTAT

892864T06

Includes thermostat and housing.

ALTERNATOR BELT

57-8M0031641

V-6 OPTIMAX (2.5L, NON-PRO MODELS) 1B227000 AND ABOVE

ANODIC PLATE

76214Q 5

Aluminum

Provides additional clearance for high rake propellers.

76214A 6

Magnesium - For freshwater use only. Do not use in saltwater applications.

POWER TRIM ANODE

818298Q 1

Aluminum

Located on the bottom of the external power trim pump assembly.

818298T 3

Magnesium - For freshwater use only. Do not use in saltwater applications. Located on the bottom of the external power trim pump assembly.

SIDE POCKET ANODE

826134Q

Aluminum

Located in side pockets on the gearhousing just above the cavitation plate.

826134T 3

Magnesium - For freshwater use only. Do not use in saltwater applications. Located in side pockets on the gearhousing just above the cavitation plate.

IN-LINE OIL FILTER

35-875284T01

In-line oil filter

WATER SEPARATING FUEL FILTER

35-18458Q 4

Water separating fuel filter with the blue screw-in sensor.

WATER PUMP UPPER REPAIR KIT

46-96148Q 8

Includes plastic pump housing assembly, impeller, face plate, gaskets, drive key or pin, water tube guide sleeve, "O" rings and geartube fill & vent screw seals. (Base not included)

WATER PUMP IMPELLER

47-89984T 4

SPARK PLUG

33-889597Q

NGK, IZFR5G, check and set gap per owner's manual or the emissions control information decal if present.

THERMOSTAT

833072003

62 degrees Centigrade, 143 degrees Fahrenheit

ALTERNATOR BELT

57-828507Q 4

135/150/175 Optimax, 2.5L DFI outboard

V-6 OPTIMAX (3.0L, NON-PRO MODELS) 1B227000 AND ABOVE

ANODIC PLATE

76214Q 5

Aluminum

Provides additional clearance for high rake propellers.

76214A 6

Magnesium - For freshwater use only. Do not use in saltwater applications.

POWER TRIM ANODE

818298Q 1

Aluminum

Located on the bottom of the external power trim pump assembly.

818298T 3

Magnesium - For freshwater use only. Do not use in saltwater applications. Located on the bottom of the external power trim pump assembly.

SIDE POCKET ANODE

826134Q

Aluminum

Located in side pockets on the gearhousing just above the cavitation plate.

826134T 3

Magnesium - For freshwater use only. Do not use in saltwater applications. Located in side pockets on the gearhousing just above the cavitation plate.

IN-LINE OIL FILTER

35-875284T01

In-line oil filter

FUEL FILTER ELEMENT

35-8M0122423

Under cowl replacement cartridge where applicable.

WATER PUMP IMPELLER

47-43026T 2

SPARK PLUG

33-843220Q

NGK, LZFR6J, check and set gap per owner's manual or the emissions control information decal if present.

THERMOSTAT

8M0057307

54 Degrees Centigrade, 130 Degrees Fahrenheit

BELT - ALTERNATOR

57-828507Q 5

135-150-175-200 (4 CYLINDER) VERADO 1B311420 AND ABOVE

ANODIC PLATE

76214Q 5

Aluminum

Provides additional clearance for high rake propellers.

76214A 6

Magnesium - For freshwater use only. Do not use in saltwater applications.

POWER TRIM ANODE

818298Q 1

Aluminum

Located on the bottom of the external power trim pump assembly.

818298T 3

Magnesium - For freshwater use only. Do not use in saltwater applications. Located on the bottom of the external power trim pump assembly.

SIDE POCKET ANODE

826134Q

Aluminum
Located in side pockets on the gearhousing just above the cavitation plate.

826134T 3

Magnesium - For freshwater use only. Do not use in saltwater applications. Located in side pockets on the gearhousing just above the cavitation plate.

FUEL FILTER

35-879885Q

In-line, under cowl fuel filter.

FUEL FILTER ELEMENT

35-8M0122423

Under cowl replacement cartridge where applicable.

FOURSTROKE OUTBOARD OIL FILTER

35-877767Q01

Replaceable screw-on type canister filter. Replaces the production 896546_ series oil filter.

AIR FILTER

35-896247

COMPLETE WATER PUMP

817275A09

Includes both upper and lower housings, gaskets, seals, key, Oil-carrier, retaining ring, plate, and impeller.

WATER PUMP IMPELLER

47-43026T 2

SPARK PLUG

33-889246Q39

NGK, ILFR6GE, check and set gap per owner's manual or the emissions control information decal if present.

THERMOSTAT ASSEMBLY

892864T04

Includes thermostat and housing.

ALTERNATOR BELT

57-880566Q14

6 cylinder Verado

200-300 (6 CYL) VERADO 1B390143 AND ABOVE (PRIOR TO GEN V)

ANODIC PLATE

76214Q 5

Aluminum
Provides additional clearance for high rake propellers.

76214A 6

Magnesium - For freshwater use only. Do not use in saltwater applications.

POWER TRIM ANODE

880653

Aluminum, Power Trim

893404

Multiple pieces may be required per engine application.

SIDE POCKET ANODE

826134Q

Aluminum
Located in side pockets on the gearhousing just above the cavitation plate.

826134T 3

Magnesium - For freshwater use only. Do not use in saltwater applications. Located in side pockets on the gearhousing just above the cavitation plate.

FUEL FILTER

35-879885Q

In-line, under cowl fuel filter.

FUEL FILTER ELEMENT

35-8M0122423

Under cowl replacement cartridge where applicable.

FOURSTROKE OUTBOARD OIL FILTER

35-877769Q01

Replaceable screw-on type canister filter. Replaces the production 883701_ series oil filter.

AIR FILTER

35-893318T02

COMPLETE WATER PUMP

817275A09

Includes both upper and lower housings, gaskets, seals, key, Oil-carrier, retaining ring, plate, and impeller.

8M0078858

Includes water impeller, upper and lower housings, face plate, gaskets, drive key, face seal and water tube coupling.

WATER PUMP IMPELLER

47-43026T 2

SPARK PLUG

33-889246Q39

NGK, ILFR6GE, check and set gap per owner's manual or the emissions control information decal if present.

THERMOSTAT ASSEMBLY

892864T04

Includes thermostat and housing.

ALTERNATOR BELT

57-880566Q14

6 cylinder Verado

200-300 (6 CYL) VERADO 2B144123 AND ABOVE (GEN V)

ANODIC PLATE

76214T 5

Aluminum
Provides additional clearance for high rake propellers.

76214A 6

Magnesium - For freshwater use only. Do not use in saltwater applications.

POWER TRIM ANODE

880653

Aluminum, Power Trim

893404

Multiple pieces may be required per engine application.

SIDE POCKET ANODE

826134T

Aluminum
Located in side pockets on the gearhousing just above the cavitation plate.

826134T 3

Magnesium - For freshwater use only. Do not use in saltwater applications. Located in side pockets on the gearhousing just above the cavitation plate.

FUEL FILTER SCREEN

35-8M0090809

In-line, under cowl fuel filter

FUEL FILTER

35-879885Q

In-line, under cowl fuel filter.

FUEL FILTER SCREEN

35-8M0090809

In-line, under cowl fuel filter

OUTBOARD MAINTENANCE

WATER SEPARATING FUEL FILTER

35-8M0095659

Designed smaller to better fit the hand, the internal holding capacity of this filter is as great as our standard filter. A new o-ring for the water sensor is included with each filter.

FOURSTROKE OUTBOARD OIL FILTER

35-877769K01

Replaceable screw-on type canister filter.

AIR FILTER

35-893318T02

COMPLETE WATER PUMP

817275A09

Includes both upper and lower housings, gaskets, seals, key, Oil-carrier, retaining ring, plate, and impeller.

8M0078858

Includes water impeller, upper and lower housings, face plate, gaskets, drive key, face seal and water tube coupling.

WATER PUMP IMPELLER

47-43026T 2

SPARK PLUG

33-889246Q39

NGK, ILFR6GE, check and set gap per owner's manual or the emissions control information decal if present.

THERMOSTAT ASSEMBLY

892864T04

Includes thermostat and housing.

ALTERNATOR BELT

57-880566Q14

6 cylinder Verado

350-400 (6 CYL) VERADO

ANODIC PLATE

76214T 5

Aluminum

Provides additional clearance for high rake propellers.

76214A 6

Magnesium - For freshwater use only. Do not use in saltwater applications.

ANODE

8M0012083

Corrosion protection.

POWER TRIM ANODE

893404

Multiple pieces may be required per engine application.

SIDE POCKET ANODE

826134T

Aluminum

Located in side pockets on the gearhousing just above the cavitation plate.

826134T 3

Magnesium - For freshwater use only. Do not use in saltwater applications. Located in side pockets on the gearhousing just above the cavitation plate.

FUEL FILTER

35-879885Q

In-line, under cowl fuel filter.

FUEL FILTER SCREEN

35-8M0090809

In-line, under cowl fuel filter

35-8M0090809

In-line, under cowl fuel filter

FUEL FILTER ELEMENT

35-8M0122423

Under cowl replacement cartridge where applicable.

FOURSTROKE OUTBOARD OIL FILTER

35-877769K01

Replaceable screw-on type canister filter.

AIR FILTER

35-893318T02

COMPLETE WATER PUMP

817275A09

Includes both upper and lower housings, gaskets, seals, key, Oil-carrier, retaining ring, plate, and impeller.

8M0078858

Includes water impeller, upper and lower housings, face plate, gaskets, drive key, face seal and water tube coupling.

WATER PUMP IMPELLER

47-43026T 2

SPARK PLUG

33-889246Q39

NGK, ILFR6GE, check and set gap per owner's manual or the emissions control information decal if present.

THERMOSTAT ASSEMBLY

892864T04

Includes thermostat and housing.

ALTERNATOR BELT

57-880566Q14

6 cylinder Verado

"NEW" 175-300HP V6 (3.4L) & V8 (4.6L)

ANTI VENT PLATE

97-8M0137814

Aluminum

POWER TRIM ANODE

818298Q 1

Aluminum

Located on the bottom of the external power trim pump assembly.

893404

Multiple pieces may be required per engine application.

880653

Aluminum, Power Trim

WATER SEPARATING FUEL FILTER - ON ENGINE

35-8M0106635

This filter separates water from fuel as it removes other impurities. Fuel contaminated water can result in poor engine performance, stalling and damage to the fuel system. 10 Micron filtration.

WATER SEPARATING FUEL FILTER - BOAT MOUNTED

35-8M0126144

Removes 99% of water and other impurities from gasoline. 10 Micron filtration over 95% efficiency.

FOURSTROKE OUTBOARD OIL FILTER

35-8M0123025

Replaces screw-on canister filters. Requires filter wrench #889277

WATER PUMP IMPELLER

47-43026Q02

WATER PUMP REPAIR KIT

98-8M0142980

Includes: Water pump gasket, face plate, face plate gasket, key, impeller, face seal, drain plug seal, water pump gasket, o-ring, actuator seal and face seal tool.

SPARK PLUG

33-8M0135348

NGK Iridium IX - LART7C-9, check and set gap per owner's manual or the emissions control information decal if present.

THERMOSTAT**8M0137816**

140 Degrees

ALTERNATOR BELT**57-8M0142251**

Replace every 300hrs. or every 3 years.

OUTBOARD SERVICE INTERVAL KITS

OUTBOARD SERVICE INTERVAL KITS

OUTBOARD SERVICE INTERVAL KITS

300 HOUR SERVICE KIT

8M0120836

Fuel filter, oil drain seal, 2 - gearcase drain seals, thermostat, thermostat gasket, spark plug, impeller kit, anode.

4/5/6 HP EFI 0R411838 and above

Mercury Branded

8M0120837

Fuel filter, oil drain seal, 2 - gear case drain seals, thermostat, thermostat gasket, 2 - spark plugs, impeller kit, anode

8/9.9 HP Standard gearcase only 0R042475 and above

Mercury Branded

8M0120867

Fuel filter, oil drain seal, 2- gear case drain seals, thermostat, thermostat gasket, 2 - spark plugs, impeller kit, anode

8/9.9 HP Command Thrust only 0R042475 and above

Mercury Branded

8M0120838

Oil Filter, fuel filter, oil drain seal, 3- gearcase drain seals, thermostat, thermostat gasket, 2- spark plugs, impeller kit, anode

15/20 HP 0R235949 - 0R833819

Mercury Branded

100 HOUR SERVICE KIT

8M0151469

Oil filter, fuel filter, oil drain seal, 2 gearcase drain seals

15/20 EFI FourStroke S/N: 0R833820 & above

Mercury Branded, Box Point of Sale Packaged.

300 HOUR SERVICE KIT

8M0151470

Oil filter, fuel filter, oil drain seal, 2 gearcase drain seals, thermostat and gasket, impeller kit, 2 spark plugs, anodes

15/20 EFI FourStrokes S/N: 0R833820 & above

Mercury Branded

8M0120839

Oil filter, fuel filter, oil drain seal, 2- gearcase drain seals, thermostat, thermostat gasket, 3- spark plugs, impeller kit, anode

25/30 HP 0R106999 and above

Mercury Branded

100 HOUR SERVICE KIT



8M0090558

Oil filter, low & high pressure fuel filter, oil drain seal, 2-gearcase drain seals, thermostat and 2-thermostat gaskets

40-60 EFI 4Cyl. 4 Stroke

Mercury Branded

300 HOUR SERVICE KIT



8M0090559

Oil filter, low & high pressure fuel filter, oil drain seal, 2-gearcase drain seals, thermostat, 2-thermostat gaskets, 4-spark plugs, water impeller kit, power trim anode and lower unit anode.

40-60 EFI 4Cyl. 4 Stroke (BigFoot and CT gearcases only)

Mercury Branded

300 HOUR SERVICE KIT



8M0113483

Oil filter, low & high pressure fuel filter, oil drain seal, 2-gearcase drain seals, thermostat, 2-thermostat gaskets, 4-spark plugs, water impeller kit, power trim anode and lower unit anode.

40-60HP 4Cyl.EFI Fourstroke (standard gearcase only)

Mercury Branded

100 HOUR SERVICE KIT



8M0097856

Oil filter, fuel filter, oil drain seal and 2-gearcase drain seals

75-115HP FourStroke (1.7L) S/N:1B366823 - 2B094995

Mercury Branded

300 HOUR SERVICE KIT



8M0097857

Oil filter, fuel filters, oil drain seal, 2-gearcase drain seals, 4-spark plugs, thermostat kit, water impeller kit, belt, power trim and lower unit anode.
75-115HP FourStroke (1.7L) S/N:1B366823 - 2B094995
Mercury Branded

100 HOUR SERVICE KIT



8M0097854

Oil filter, fuel filter and gearcase drain seal
75-115HP FourStroke (2.1L) S/N:2B094996 and Up
Mercury Branded

300 HOUR SERVICE KIT



8M0097855

Oil filter, fuel filters, gearcase drain seal, 4-spark plugs, thermostat kit, water impeller kit, power trim and lower unit anode.
75-115HP FourStroke (2.1L) S/N:2B094996 and Up
Mercury Branded

100 HOUR SERVICE KIT



8M0094232

Oil filter, low & fuel filter, gearcase drain seal.
150HP EFI 4 Stroke
Mercury Branded

300 HOUR SERVICE KIT



8M0094233

Oil filter, low & high pressure fuel filter, gearcase drain seal, 4-spark plugs, thermostat kit, water impeller kit, belt, 2-lower unit anodes and power trim anode
150HP EFI 4 Stroke
Mercury Branded

300 HOUR SERVICE KIT

Image not Available.

8M0130835

Oil filter, 2-fuel filters, oil drain seal, 2-gearcase drain seals, thermostat, spark plugs, water impeller kit, drive belt, and anode kit.
L4 Verado FourStroke
Mercury Branded

100 HOUR SERVICE KIT



8M0097858

Oil filter, fuel filter, oil drain seal and 2-gearcase drain seals
L6 Verado FourStroke (2B144122 and below)
Mercury Branded

300 HOUR SERVICE KIT



8M0097859

Oil filter, low & high pressure fuel filter, oil drain seal, 2-gearcase drain seals, 6-spark plugs, thermostat kit, water impeller kit, belt and anode kit.
L6 Verado FourStroke (2B144122 & Below)
Mercury Branded

OUTBOARD SERVICE INTERVAL KITS

100 HOUR SERVICE KIT



8M0120657

Oil filter, fuel filter, oil drain seal and 2-gearcase drain seals.
L6 Verado (2B144123 & above)
Mercury Branded

300 HOUR SERVICE KIT



8M0133617

Oil filter, spin-on fuel filter, high pressure fuel filter screen, oil drain seal, 2-gearcase drain seals, 6-spark plugs, thermostat kit, water impeller kit, belt and anode kit.
L6 Verado FourStroke (2B144123 and above)
Mercury Branded

100 HR SERVICE KIT

Image not Available.

8M0149929

Oil filter, fuel filter and 2-gearcase drain seals.
Fits: "NEW" 175-300HP V6 (3.4L) & V8 (4.6L) FourStroke outboards.
Mercury Branded

300 HOUR SERVICE KIT

8M0149930

Oil filter, fuel filter, 2-oil drain seals, spark plugs, thermostat, alternator belt, water pump repair kit and anodes.
V6 (3.4L) FourStroke outboards
Mercury Branded

8M0149931

Oil filter, fuel filter, 2-oil drain seals, spark plugs, thermostat, alternator belt, water pump repair kit and anodes.
V8 (4.6L) CMS/ SeaPro & ProXS FourStroke outboards
Mercury Branded

8M0149932

Oil filter, fuel filter, 2-oil drain seals, spark plugs, thermostat, alternator belt, water pump repair kit and anodes.
V8 (4.6L) Verado & Verado SeaPro
Mercury Branded

OUTBOARD SERVICE INTERVAL KITS - WITHOUT ANODES

300 HOUR SERVICE KIT - NO ANODES



8M0149427

This kit was designed for the heavy hour customer that does not need to replace anodes every 300 hours. Kit includes: Oil filter, fuel filter, 2-oil drain seals, spark plugs, thermostat, alternator belt, water impeller repair kit. NO ANODES INCLUDED

L6 Verado FourStroke (2B144122 and below)
Mercury Branded

300 HOUR SERVICE KIT - NO ANODES



8M0149428

This kit was designed for the heavy hour customer that does not need to replace anodes every 300 hours. Kit includes: Oil filter, fuel filter, 2-oil drain seals, spark plugs, thermostat, alternator belt, water impeller repair kit. NO ANODES INCLUDED

L6 Verado (2B144123 & above)
Mercury Branded

MERCUISER MAINTENANCE

3.0L TKS

CAP AND ROTOR KIT
811635Q 2

SPARK PLUG
33-816336Q

NGK, BPR6EFS

CARBURETOR FUEL FILTER
35-53336Q

CARBURETOR REPAIR KIT
3302-804844002

FUEL PUMP FILTER
35-8M0046752

THERMOSTAT KIT
807252Q 5

160 degree

V-BELT

57-862054Q

39-1/2 in. (1003 mm) length

57-65607Q

37 in. (940 mm) length

OIL FILTER
35-866340Q03

3.0L MPI

CAP AND ROTOR KIT
811635Q 2

SPARK PLUG
33-816336Q

NGK, BPR6EFS

FUEL FILTER
35-866594Q01

10 micron

THERMOSTAT KIT
807252Q 5

160 degree

V-BELT

57-862054Q

39-1/2 in. (1003 mm) length

57-65607Q

37 in. (940 mm) length

OIL FILTER
35-866340Q03

4.3L TKS ALPHA

CAP AND ROTOR KIT
815407T 5

SPARK PLUG
33-862029

AC, MR43LTS

CARBURETOR FUEL FILTER
35-53336Q

CARBURETOR REPAIR KIT
3302-804844002

WATER SEPARATING FUEL FILTER

35-802893Q01

25 micron

PCV VALVE

8M0065285

THERMOSTAT KIT

807252Q 5

160 degree

THERMOSTAT

864493

170 degree, FWC

SERPENTINE BELT

57-865615Q04

1941 mm length

57-865615Q09

1780 mm length

57-865615Q03

2704 mm length

OIL FILTER

35-883702K

w/o remote oil

35-866340Q03

SEA WATER PUMP IMPELLER KIT

47-8M0104229

4.3L TKS BRAVO

CAP AND ROTOR KIT
815407T 5

SPARK PLUG
33-862029

AC, MR43LTS

CARBURETOR FUEL FILTER
35-53336Q

CARBURETOR REPAIR KIT
3302-804844002

WATER SEPARATING FUEL FILTER
35-802893Q01

25 micron

PCV VALVE

8M0065285

THERMOSTAT KIT

807252Q 5

160 degree

THERMOSTAT

864493

170 degree, FWC

SERPENTINE BELT

57-865615Q03

2704 mm length

57-865615Q08

2535 mm length

OIL FILTER

35-883702K

w/o remote oil

35-866340Q03

Not all parts listed are available for the European, C.I.S., Africa and Middle East Markets.
For more information, please contact your local Mercury, Mariner, MerCruiser or Quicksilver Office.

SEA WATER PUMP IMPELLER KIT

47-8M0104229

4.3L MPI ALPHA

CAP AND ROTOR KIT

898253T28

SPARK PLUG

33-8M2018369

NGK, ITR4A15 (Iridium)

WATER SEPARATING FUEL FILTER

35-802893Q01

25 micron

PCV VALVE

8M0065285

THERMOSTAT KIT

807252Q 5

160 degree

THERMOSTAT

864493

170 degree, FWC

SERPENTINE BELT

57-865615Q04

1941 mm length

57-865615Q09

1780 mm length

57-865615Q03

2704 mm length

OIL FILTER

35-866340Q03

SEA WATER PUMP IMPELLER KIT

47-8M0104229

4.3L MPI BRAVO

CAP AND ROTOR KIT

898253T28

SPARK PLUG

33-8M2018369

NGK, ITR4A15 (Iridium)

WATER SEPARATING FUEL FILTER

35-802893Q01

25 micron

PCV VALVE

8M0065285

THERMOSTAT KIT

807252Q 5

160 degree

THERMOSTAT

864493

170 degree, FWC

SERPENTINE BELT

57-865615Q03

2704 mm length

57-865615Q08

2535 mm length

OIL FILTER

35-866340Q03

SEA WATER PUMP IMPELLER KIT

47-8M0104229

4.5L MPI ALPHA

SPARK PLUG

33-8M0095454

NGK, BPR5EFS-13

FUEL FILTER ELEMENT

35-8M0122423

Under cowl replacement cartridge where applicable.

PCV VALVE

21-8M2017060

THERMOSTAT

8M0089715

140 degree

864493

170 degree, FWC

SERPENTINE BELT

57-8M0087881

1409 mm Length

57-8M0088876

1687 mm length

OIL FILTER

35-866340Q03

SEA WATER PUMP IMPELLER KIT

47-8M0104229

4.5L MPI BRAVO

SPARK PLUG

33-8M0095454

NGK, BPR5EFS-13

FUEL FILTER ELEMENT

35-8M0122423

Under cowl replacement cartridge where applicable.

PCV VALVE

21-8M2017060

THERMOSTAT

8M0089715

140 degree

864493

170 degree, FWC

SERPENTINE BELT

57-8M0097728

1713 mm length

57-8M0088876

1687 mm length

OIL FILTER

35-866340Q03

SEA WATER PUMP IMPELLER KIT

47-8M0104229

5.0L/5.7L TKS ALPHA

CAP AND ROTOR KIT

805759Q 3

SPARK PLUG

33-816336Q

NGK, BPR6EFS

CARBURETOR FUEL FILTER

35- 53336Q

CARBURETOR REPAIR KIT

3302-804844002

WATER SEPARATING FUEL FILTER

35-802893Q01

25 micron

PCV VALVE

21-8M2017060

THERMOSTAT KIT

807252Q 5

160 degree

SERPENTINE BELT

57-865615Q04

1941 mm length

57-865615Q09

1780 mm length

OIL FILTER

35-866340Q03

5.0L/5.7L TKS BRAVO

CAP AND ROTOR KIT

805759Q 3

SPARK PLUG

33-816336Q

NGK, BPR6EFS

CARBURETOR FUEL FILTER

35- 53336Q

CARBURETOR REPAIR KIT

3302-804844002

WATER SEPARATING FUEL FILTER

35-802893Q01

25 micron

PCV VALVE

21-8M2017060

THERMOSTAT KIT

807252Q 5

160 degree

SERPENTINE BELT

57-865615Q03

2704 mm length

57-865615Q08

2535 mm length

OIL FILTER

35-866340Q03

SEA WATER PUMP IMPELLER KIT

47- 59362T 6

5.0L/5.7L MPI ALPHA

CAP AND ROTOR KIT

8M0061335

SPARK PLUG

33-8M2018369

NGK, ITR4A15 (Iridium)

WATER SEPARATING FUEL FILTER

35-802893Q01

25 micron

PCV VALVE

21-8M2017060

THERMOSTAT KIT

807252Q 5

160 degree

SERPENTINE BELT

57-865615Q04

1941 mm length

57-865615Q09

1780 mm length

57-865615Q08

2535 mm length

OIL FILTER

35-866340Q03

SEA WATER PUMP IMPELLER KIT

47-8M0104229

5.0L/5.7L MPI BRAVO

CAP AND ROTOR KIT

8M0061335

SPARK PLUG

33-8M2018369

NGK, ITR4A15 (Iridium)

WATER SEPARATING FUEL FILTER

35-8M0093688

Replacement filter

PCV VALVE

21-8M2017060

THERMOSTAT KIT

807252Q 5

160 degree

THERMOSTAT

864493

170 degree, FWC

SERPENTINE BELT

57-865615Q03

2704 mm length

57-865615Q06

2667 mm length

57-865615Q08

2535 mm length

OIL FILTER

35-866340Q03

SEA WATER PUMP IMPELLER KIT

47-8M0104229

5.7L TKS MIE & TOWSPORTS

CAP AND ROTOR KIT

805759Q 3

SPARK PLUG

33-816336Q

NGK, BPR6EFS

CARBURETOR FUEL FILTER

35- 53336Q

CARBURETOR REPAIR KIT

3302-804844002

WATER SEPARATING FUEL FILTER

35-802893Q01

25 micron

PCV VALVE

21-8M2017060

THERMOSTAT KIT

807252Q 5

160 degree

SERPENTINE BELT

57-865615Q05

2233 mm length

OIL FILTER

35-866340Q03

SEA WATER PUMP IMPELLER KIT

47-59362T 6

5.7L MPI TOWSPORTS

CAP AND ROTOR KIT

8M0061335

SPARK PLUG

33-8M2018369

NGK, ITR4A15 (Iridium)

WATER SEPARATING FUEL FILTER

35-802893Q01

25 micron

PCV VALVE

21-8M2017060

THERMOSTAT KIT

807252Q 5

160 degree

SERPENTINE BELT

57-865615Q05

2233 mm length

OIL FILTER

35-866340Q03

SEA WATER PUMP IMPELLER KIT

47-8M0104229

5.7 & 6.2 MPI MIE

CAP AND ROTOR KIT

8M0061335

SPARK PLUG

33-8M2018369

NGK, ITR4A15 (Iridium)

WATER SEPARATING FUEL FILTER

35-8M0093688

Replacement filter

PCV VALVE

21-8M2017060

THERMOSTAT KIT

807252Q 5

160 degree

THERMOSTAT

864493

170 degree, FWC

SERPENTINE BELT

57-865615Q05

2233 mm length

57-865615Q10

2195 mm length

OIL FILTER

35-866340Q03

SEA WATER PUMP IMPELLER KIT

47-8M0104229

6.2L MPI BRAVO

CAP AND ROTOR KIT

8M0061335

SPARK PLUG

33-8M2018369

NGK, ITR4A15 (Iridium)

WATER SEPARATING FUEL FILTER

35-8M0093688

Replacement filter

PCV VALVE

21-8M2017060

THERMOSTAT KIT

807252Q 5

160 degree

THERMOSTAT

864493

170 degree, FWC

SERPENTINE BELT

57-865615Q03

2704 mm length

57-865615Q06

2667 mm length

57-865615Q08

2535 mm length

OIL FILTER

35-866340Q03

SEA WATER PUMP IMPELLER KIT

47-8M0104229

6.2L MPI BRAVO (MERCURY)

SPARK PLUG

33-8M0095454

NGK, BPR5EFS-13

FUEL FILTER ELEMENT

35-8M0122423

Under cowl replacement cartridge where applicable.

PCV VALVE

21-8M2017060

THERMOSTAT

8M0089715

140 degree

864493

170 degree, FWC

SERPENTINE BELT

57-8M0097728

1713 mm length

57-8M0088876

1687 mm length

OIL FILTER

35-866340K01

SEA WATER PUMP IMPELLER KIT

47-8M0104229

8.1L MCM & MIE

SPARK PLUG

33-8M0129146

AC, 41-983 (Platinum)

WATER SEPARATING FUEL FILTER

35-8M0093688

Replacement filter

THERMOSTAT

8M0076464

160 Degree

SERPENTINE BELT

57-865635Q01

2519 mm length

57-865635Q02

2111 mm length

OIL FILTER

35-866340Q03

SEA WATER PUMP IMPELLER KIT

47-8M0104229

8.2L MCM & MIE

SPARK PLUG

33-8M0114747

NGK, BPR6ES

WATER SEPARATING FUEL FILTER

35-8M0093688

Replacement filter

PCV VALVE

8M0099429

THERMOSTAT

8M0045990

170 degree

SERPENTINE BELT

57-8M0045227

3157 mm

57-8M0045986

2287 mm

OIL FILTER

35-866340Q03

SEA WATER PUMP IMPELLER KIT

47-8M0104229

QSD 2.0 DIESEL

AIR FILTER

8M0047848

Design II

35-879172143

Design I

WATER SEPARATING FUEL FILTER

35-879172104

THERMOSTAT

879150054

SERPENTINE BELT

57-879172120

Replacement belt

ENGINE ANODE ASSEMBLY

879194217

M18 x 1.5 Plug w/ thread-in anode (20mm length x 15mm O.D.)

OIL FILTER ELEMENT

35-895207

3.25 in. (83 mm) diameter

35-879312041

2.625 in. (67 mm) diameter

SEAWATER PUMP IMPELLER KIT

47-896332063

Jabsco

47-879312025

Sherwood

QSD 2.8 DIESEL

AIR FILTER

855514002

WATER SEPARATING FUEL FILTER

35-879172104

THERMOSTAT

8M0093561

SERPENTINE BELT

57-879194425

Replacement Belt

ENGINE ANODE ASSEMBLY

879194217

M18 x 1.5 Plug w/ thread-in anode (20mm length x 15mm O.D.)

OIL FILTER ELEMENT

35-895207

3.25 in. (83 mm) diameter

SEAWATER PUMP IMPELLER KIT

47-896332063

Jabsco

47-879312025

Sherwood

QSD 4.2 DIESEL

AIR FILTER

898272048

Foam

WATER SEPARATING FUEL FILTER

35-879172104

THERMOSTAT

879150054

SERPENTINE BELT

57-898101579

Replacement Belt

ENGINE ANODE ASSEMBLY

879194217

M18 x 1.5 Plug w/ thread-in anode (20mm length x 15mm O.D.)

OIL FILTER ELEMENT

35-895207

3.25 in. (83 mm) diameter

SEAWATER IMPELLER KIT

47-879194186

Jabsco

SEAWATER PUMP IMPELLER KIT

8M0056956

Sherwood

3.0L V6 TDI DIESEL (TIER 3)

AIR FILTER

35-8M6002131

WATER SEPARATING FUEL FILTER

35-8M0067337

Replacement element

FUEL FILTER

35-8M0067597

Element, Square

THERMOSTAT

8M0093480

SERPENTINE BELT

57-8M0093495

Alternator & Power steering

ANODE KIT

8M6002274

Block

OIL FILTER

35-8M0066483

Element

SEAWATER PUMP IMPELLER KIT

47-816814T

3.0L V6 VM DIESEL

AIR FILTER

8M6004711

WATER SEPARATING FUEL FILTER

35-8M0135210

Replacement element

THERMOSTAT

896309

SERPENTINE BELT

57-8M0129918

Alternator, Seawater pump & Power steering - MCM

57-8M0148883

Alternator & Seawater pump - MIE

ANODE PLUG

8M0067625

M18 x 1.5 Plug w/ thread-in anode (20mm length x 15mm O.D.)

35-8M0150927

SEAWATER PUMP IMPELLER KIT

8M0056956

Sherwood

4.2L V8 TDI DIESEL (TIER 3)

AIR FILTER

35-8M6002552

WATER SEPARATING FUEL FILTER

35-8M6002390

THERMOSTAT

8M0086400

SERPENTINE BELT

57-8M0093513

Alternator

ANODE KIT

8M6002274

Block

OIL FILTER

35-8M0066483

Element

SEAWATER PUMP IMPELLER KIT

47-816814T

6.7L (135/150 NA) DIESEL

AIR FILTER

35-8M0106323

Replacement cartridge

WATER SEPARATING FUEL FILTER

35-8M0105781

Replacement element

FUEL FILTER

8M0106015

Replacement cartridge

THERMOSTAT

8M0106193

SERPENTINE BELT

57-8M0105952

Alternator

V-BELT

57-8M0110926

Power Steering

ANODE

97-8M0112332

OIL FILTER

35-8M0106058

Replacement cartridge

SEAWATER PUMP IMPELLER

8M0106368

6.7L (220 TC) DIESEL

AIR FILTER

35-8M0106324

Replacement cartridge

35-8M0145281

FUEL FILTER

8M0106015

Replacement cartridge

THERMOSTAT
8M0106193

SERPENTINE BELT
57-8M0105952

Alternator

V-BELT
57-8M0110926

Power Steering

ANODE
97-8M0112332

OIL FILTER
35-8M0106058

Replacement cartridge

SEAWATER PUMP IMPELLER KIT
47-816814T

6.7L (180/230/260/280 TCA) DIESEL

AIR FILTER
35-8M0106324

Replacement cartridge

WATER SEPARATING FUEL FILTER
35-8M0105781

Replacement element

FUEL FILTER
8M0106015

Replacement cartridge

THERMOSTAT
8M0106193

SERPENTINE BELT
57-8M0105952

Alternator

V-BELT
57-8M0110926

Power Steering

ANODE
97-8M0112332

OIL FILTER
35-8M0106058

Replacement cartridge

SEAWATER PUMP IMPELLER KIT
47-816814T

ALPHA STERNDRIVE

WATER IMPELLER REPAIR KIT
47-8M0100526

SEAL KIT
26-88397A 1

Driveshaft Hsg

26-816575A 4

Gear Housing

ANODE KIT
888756Q03

Aluminum anodes - For use in saltwater or freshwater.

888755Q03

Magnesium anodes - For freshwater use only. Do not use in saltwater applications.

DRIVE INSTALLATION KIT
27-94996Q 2

SHIFT CABLE BELLOWS
74639A 2

Includes clamps

U-JOINT BELLOWS
816431A 1

EXHAUST BELLOWS - BELL HOUSING
18654A 1

SHIFT CABLE KIT
865436A03

BRAVO STERNDRIVE

SEAL KIT
26-16709A 2

Driveshaft Hsg

26-76868A04

Gearcase

ANODE KIT
888758Q02

Aluminum anodes - For use in saltwater or freshwater.

888761Q03

Aluminum anodes - For use in saltwater or freshwater.

888761Q04

Aluminum anodes - For use in saltwater or freshwater.

DRIVE INSTALLATION KIT
16755Q 1

SHIFT CABLE BELLOWS
74639A 2

Includes clamps

U-JOINT BELLOWS
8M0062406

EXHAUST BELLOWS - BELL HOUSING
18654A 1

SHIFT CABLE KIT
815471T 1

MERCUISER SERVICE INTERVAL KITS

MERCUISER SERVICE INTERVAL KITS

MERCUISER ENGINE MAINTENANCE KITS

100 HOUR SERVICE KIT



8M0147048

Contains Oil filter, fuel filters, gearcase drain seals.
For 2.5L & 3.0L Carb engines (1987 and newer)
Mercury Branded

300 HOUR SERVICE KIT



8M0147061

Contains Oil filter, fuel filters, gearcase drain seals, spark plugs, thermostat & gasket & V-Belts
For 3.0L Carb engines with std cooling (2000 & newer)
Mercury Branded

100 HOUR SERVICE KIT



8M0147049

Contains Oil filter, fuel filter, gearcase drain seals.
For 3.0L MPI engines (2008 and newer)
Mercury Branded

300 HOUR SERVICE KIT



8M0147062

Contains Oil filter, fuel filter, gearcase drain seals, spark plugs, thermostat & gasket, IAC filter & V-Belts
For 3.0L MPI engines with std cooling (2008 & newer)
Mercury Branded

100 HOUR SERVICE KIT



8M0147050

Contains Oil filter, fuel filter, gearcase drain seals.
For 4.3L Carb engines w/o remote oil (1993 and newer)
Mercury Branded

300 HOUR SERVICE KIT



8M0147063

Contains Oil filter, fuel filter, gearcase drain seals, spark plugs, thermostat & gasket & serpentine belt
For 4.3L carb Alpha engines with std cooling and w/o remote oil (1996 & newer)
Mercury Branded

100 HOUR SERVICE KIT



8M0147051

Contains Oil filter, fuel filter, gearcase drain seals.
For all GM V6 & V8 engines with spin on fuel filter, except V6 w/o remote oil (1977 and newer)
Mercury Branded

300 HOUR SERVICE KIT



8M0147064

Contains Oil filter, fuel filter, gearcase drain seals, spark plugs, thermostat & gasket, IAC filter & serpentine belt
For 4.3L MPI Alpha engines with std cooling (2002 & newer)
Mercury Branded

300 HOUR SERVICE KIT



8M0147065

Contains Oil filter, fuel filter, gearcase drain seals, spark plugs, thermostat & gasket, IAC filter, serpentine belt & seawater pump impeller kit
For 4.3L MPI Bravo engines with std cooling (2002 & newer)
Mercury Branded

100 HOUR SERVICE KIT



8M0147052

Contains Oil filter, fuel filter, gearcase drain seals.
For 4.5L & 6.2L (Mercury) engines (2014 and newer)
Mercury Branded

300 HOUR SERVICE KIT



8M0147066

Contains Oil filter, fuel filter, gearcase drain seals, spark plugs, thermostat & gasket, PCV valve & serpentine belt
For 4.5L MPI Alpha engines with std cooling (2014 & newer)
Mercury Branded

300 HOUR SERVICE KIT



8M0147067

Contains Oil filter, fuel filter, gearcase drain seals, spark plugs, thermostat & gasket, PCV valve, serpentine belt & seawater pump impeller kit
For 4.5L MPI Bravo engines with std cooling (2014 & newer)
Mercury Branded

MERCUISER SERVICE INTERVAL KITS

300 HOUR SERVICE KIT



8M0147068

Contains Oil filter, fuel filter, gearcase drain seals, spark plugs, thermostat & gasket & serpentine belt
For 5.0L & 5.7L MPI Alpha engines with std cooling (2002 & newer)
Mercury Branded

100 HOUR SERVICE KIT



8M0147053

Contains Oil filter, fuel filter, gearcase drain seals.
For all GM V8 MPI engines w/Gen III cool fuel (2002 and newer)
Mercury Branded

300 HOUR SERVICE KIT



8M0147069

Contains Oil filter, fuel filter, gearcase drain seals, spark plugs, thermostat & gasket, serpentine belt & seawater pump impeller kit
For 5.0L, 5.7L & 6.2L (GM) MPI Bravo engines with std cooling (2002 & newer)
Mercury Branded

300 HOUR SERVICE KIT



8M0147070

Contains Oil filter, fuel filter, gearcase drain seals, spark plugs, thermostat & gasket, PCV valve, serpentine belt & seawater pump impeller kit
For 6.2L (Mercury) MPI Bravo engines with std cooling (2015 & newer)
Mercury Branded

300 HOUR SERVICE KIT



8M0147071

Contains Oil filter, fuel filter, gearcase drain seals, spark plugs, thermostat & seal, PCV valve, serpentine belt & seawater pump impeller kit
For 8.2L MPI Bravo engines (2010 & newer)
Mercury Branded

MERCUISER STERNDRIVE MAINTENANCE KITS

100 HOUR SERVICE KIT



8M0147054

Contains Drive Install Gasket Kit, Aluminum Anode Kit & Gearcase Drains seals
For Alpha One drives (1994-1990)
Mercury Branded

100 HOUR SERVICE KIT



8M0147072

Contains drive install gasket kit, aluminum anode kit, gearcase drains seals, transom repair kit, shift cable kit water pump impeller kit, fill & drain screws
For Alpha One drives (1994-1990)
Mercury Branded

100 HOUR SERVICE KIT



8M0147055

Contains drive install gasket kit, aluminum anode kit & gearcase drains seals
For Alpha One Gen II drives (1991 and newer)
Mercury Branded

100 HOUR SERVICE KIT



8M0147073

Contains drive install gasket kit, aluminum anode kit, gearcase drains seals, transom repair kit, shift cable kit, water pump impeller kit, fill & drain screws
For Alpha One Gen II drives (1991 and newer)
Mercury Branded

100 HOUR SERVICE KIT



8M0147056

Contains drive install o-ring kit, aluminum anode kit & gearcase drains seals
For Bravo One drives (1988 and newer)
Mercury Branded

300 HOUR SERVICE KIT



8M0147074

Contains drive install gasket kit, aluminum anode kit, gearcase drains seals, transom repair kit, shift cable kit, fill & drain screws
For Bravo One drives (1988 and newer)
Mercury Branded

100 HOUR SERVICE KIT



8M0147057

Contains drive install o-ring kit, aluminum anode kit & gearcase drains seals
For Bravo Two drives (1988 and newer) & Bravo Three drives (1995-2002)
Mercury Branded

300 HOUR SERVICE KIT



8M0147075

Contains drive install gasket kit, aluminum anode kit, gearcase drains seals, transom repair kit, shift cable kit, fill & drain screws
For Bravo Two drives (1988 and newer) & Bravo Three drives (1995-2002)
Mercury Branded

100 HOUR SERVICE KIT



8M0147058

Contains drive install o-ring kit, aluminum anode kit & gearcase drains seals
For Bravo Three drives (2003 and newer)
Mercury Branded

MERCUISER SERVICE INTERVAL KITS

300 HOUR SERVICE KIT



8M0147076

Contains drive install gasket kit, aluminum anode kit, gearcase drains seals, transom repair kit, shift cable kit, fill & drain screws
For Bravo Three drives (2003 and newer)
Mercury Branded

TABLE OF CONTENTS

Quicksilver 2-Stroke Oil	267	Quicksilver Corrosion Protection	286
2-Stroke Multi-Fuel Outboards	269	Quicksilver Engine Coolant and Water System Antifreeze	287
Application and SKU Chart	267	Quicksilver Fuel System Care and Maintenance	289
Direct Injection (DI) Engine Oil	268	Engine and Fuel System Cleaner	289
Performance Blend for 2-Cycle Race Outboards	269	Fuel Stabilizer	290
Premium Plus TCW3	268	Fuel Treatment	289
Premium TCW3 Oil	267	Quicksilver Gearcase Lubricant	292
Quicksilver 4-Stroke Marine Engine Oil and Oil Filters	270	High Performance Gear Lube Capacity Chart	295
Application and SKU Chart	270	High Performance Gear Lube - SAE 90	294
FCW® 10W30 Mineral Marine Oil	272	Mercury Extreme Performance Gear Lube	295
FCW® 10W30 Synthetic Blend Marine Oil	272	Premium Gear Lube Capacity Chart	293
FCW® 25W40 Mineral Marine Oil	273	Premium Gear Lube - SAE 80W90	292
FCW® 25W40 Synthetic Blend Marine Oil	273	SKU Chart	292
FCW® 25W50 Synthetic Blend Marine Oil	274	Quicksilver Gearcase Lubricant Accessories	296
MerCruiser Oil Filters - Gasoline	280	Quicksilver Greases	297
Mercury High Performance 4-Stroke Oil	274	Engine Assembly Grease	299
Oil Capacity Chart - 4-Stroke Outboards	275	Grease Application Charts	299
Oil Capacity Chart - Gasoline Sterndrive/Inboard Engines	277	Marine Grease	297
Oil Capacity Chart - Hi-Perf Gasoline Engine	279	Multi-Purpose Grease	298
Quicksilver/Mercury 4-Stroke Outboard Oil Filters	276	Quicksilver Paints and Finish	300
Quicksilver Diesel Sterndrive/Inboard Oil	282	Force Colors	300
Oil Capacity Chart - Diesel Engine	283	Mariner Colors	300
Oil Filters for MerCruiser Diesel Engines	283	Mercury Colors	301
SAE 15W40	282	Propeller Paint	302
SAE 5W30	282	Surface Preparation and Finish	302
SKU Chart	282		
Quicksilver Powersports Lubricants	285		
Personal Watercraft (PWC)	285		

Quicksilver Steering Fluid 303

Shop Products for Engine Assembly and Maintenance 304

Adhesives and Sealants 304

Lubricants 304

Specialty 304

Shop Tools and Accessories 305

Barrel Pump 305

Crankcase Oil Pump and Adapter 305

Displays 305

Grease Guns 306

Oil Filter Wrenches 306

QUICKSILVER 2-STROKE OIL

APPLICATION AND SKU CHART

2-Stroke Outboard Oil Application Chart

PRODUCT	Low HP: 2.5HP to 30HP	Mid HP: 40 HP to 115HP	High HP: Above 115HP	All HP
	Carbureted or EFI	Carbureted or EFI	Carbureted or EFI	Direct Injection
Premium	*Good	Good	Not recommended	Not recommended
Premium Plus	Better	*Better	*Better	Better
DI Engine Oil	Best	Best	Best	*Best

Premium TCW3

Part Number	Description	Price/Packaging
92-858021QB1	1 L (33.8 oz.) plastic bottles	Priced individually, sold @ 6 bottles / case.
92-858022QB1	4 L (1.06 gal.) plastic bottles	Priced individually, sold @ 3 bottles / case.
92-858023QB1	10L (2.64 gal.) plastic bottles	Priced individually, sold @ 2 bottles / case.
92-858024QB1	55 gallon (208 L) drum	

Premium Plus TCW3

Part Number	Description	Price/Packaging
92-858026QB1	1 L (33.8 oz.) plastic bottles	Priced individually, sold @ 6 bottles / case.
92-858027QB1	4 L (1.06 gal.) plastic bottles	Priced individually, sold @ 3 bottles / case.
92-858028QB1	10 L (2.64 gal.) plastic bottles	Priced individually, sold @ 2 bottles / case.
92-858029QB1	55 gallon (208 L) drum	

Direct Injection (DI) Engine Oil

Part Number	Description	Price/Packaging
92-858037QB1	4 L (1.06 gal.) plastic bottles	Priced individually, sold @ 6 bottles / case.
92-858038QB1	10 L (2.64 gal.) plastic bottles	Priced individually, sold @ 2 bottles / case.
92-858039Q01	55 gallon (208 L) drum	

Performance Blend for 2-Cycle Outboards

Part Number	Description	Price/Packaging
92-8M0078011	3.78 L (1 US gal) plastic bottles	Priced individually, sold @ 3 bottles / case

PREMIUM TCW3 OIL

Quicksilver's exclusive formulation provides superior protection to help extend the life of small horsepower, outboard engines. Continued use of Quicksilver® Premium 2-Cycle oil also helps:

- Prevent corrosion of internal components
- Maintain peak engine performance and reliability

This all weather formula provides protection in temperatures down to -13° F (-25° C).

Recommended for use in pre-mix applications for low-horsepower, carbureted engines such as, outboards, personal watercraft, snowmobiles, motorcycles and chainsaws

Meets all outboard and personal watercraft manufacturers' warranty requirements and recommendations for use of a TC-W3® oil

PREMIUM 2-CYCLE TC-W3 OUTBOARD OIL



92-858021QB1

1 L plastic bottle
Quicksilver Branded

PREMIUM TCW3 OIL



92-858022QB1

4 L plastic bottle
Quicksilver Branded

PREMIUM TCW3 OIL



92-858023QB1

10 L plastic bottle
Quicksilver Branded

QUICKSILVER 2-STROKE OIL

PREMIUM TCW3 OIL



92-858024QB1

208 L drum
Quicksilver Branded

PREMIUM PLUS TCW3

Quicksilver's exclusive formulation offers extreme protection for mid- to high-horsepower outboard engines. Continued use this oil will:

- Provide outstanding wear and corrosion protection which help extend engine life
- Minimize performance-robbing carbon deposits
- Maintain peak engine performance and reliability

Recommended for use in oil-injected, carbureted or electronic fuel injected (EFI) mid- to high-horsepower engines such as Mercury®, Mariner® and Force® outboards, Mercury Jet Drives® and Mercury Sport Jet® engines

Meets or exceeds all outboard and personal watercraft manufacturers' warranty requirements and recommendations for use of a TC-W3® oil

PREMIUM PLUS TCW3 OIL



92-858026QB1

Extreme protection. Exceptional marine formulation for high horsepower and heavy-duty applications.

1 L (33.8 fl oz) plastic bottle
Quicksilver Branded

PREMIUM PLUS TCW3 OIL



92-858027QB1

4 L plastic bottle
Quicksilver Branded

PREMIUM PLUS TCW3 OIL



92-858028QB1

10 L plastic bottle
Quicksilver Branded

PREMIUM PLUS TCW3 OIL



92-858029QB1

208 L drum
Quicksilver Branded

DIRECT INJECTION (DI) ENGINE OIL

Quicksilver's exclusive formulation offers the maximum protection for DI (direct injection) outboard engines. Continued use this oil will:

- Provide outstanding wear and corrosion protection which help extend engine life
- Minimize performance-robbing carbon deposits
- Maintain peak engine performance and reliability
- Reduce smoke

Recommended for use in direct injection two-cycle engines such as Mercury OptiMax®

Exceeds all outboard manufacturer's warranty requirements and recommendations for use in direct injection applications

DIRECT INJECTION ENGINE OIL



92-858037QB1

4 L plastic bottle
Quicksilver Branded

DIRECT INJECTION ENGINE OIL



92-858038QB1

10 L plastic bottle
Quicksilver Branded

DIRECT INJECTION ENGINE OIL



92-858039Q01

208 L (55 Gal) drum
Quicksilver Branded

2-STROKE MULTI-FUEL OUTBOARDS

Specialty oil for multi-fuel engines such as JP OptiMax

JP OPTIMAX OIL



92-858092A01

JP OptiMax Multi-Fuel
Priced individually, sold @ multiples of 2
9.46 L (2.5 gallons) bottle
Mercury Branded

JP OPTIMAX OIL



92-858093A01

JP OptiMax Multi-Fuel
208 L (55 Gal) drum
Mercury Branded

PERFORMANCE BLEND FOR 2-CYCLE RACE OUTBOARDS

Specifically formulated for hi-performance and racing engines. Gives added protection at high operating temperatures which occur when engines are run at high rpm's for extended periods of time.

HIGH PERFORMANCE TWO-STROKE OIL



92-8M0078011

Priced individually, sold @ multiples of 3
3.78 liters (1 US Gal) bottle
Mercury Branded

QUICKSILVER 4-STROKE MARINE ENGINE OIL AND OIL FILTERS

QUICKSILVER 4-STROKE MARINE ENGINE OIL AND OIL FILTERS

APPLICATION AND SKU CHART

FLAGSHIP PROTECTION FOR ALL FOURSTROKE MARINE ENGINES

All New FourStroke Oil Technology

Brand new FourStroke oil formulations provide the best protection and performance. **3 things to know:**



1 FOR USE IN ALL FOURSTROKE MARINE ENGINES

New formula FourStroke oils for use in all brands of FourStroke outboard, sterndrive and inboard engines and exceeds all marine industry FourStroke oil requirements including FC-W® and FC-W® Catalyst Compatible.

2 FLAGSHIP ENGINE AND CORROSION PROTECTION

- Industry leading strength and viscosity retention
- Ultimate corrosion and wear protection



3 THE MOST RECOMMENDED MARINE OIL

Over 5 years of engineering and development by the largest marine engine manufacturer in the world.

#1

	FourStroke Outboards						Gas Sterndrives /Inboards				
	Non-SeaPro Engines					15 HP to 150 HP SeaPro	Verado	Non-Catalyzed Engine	Catalyzed Engine	Part Number	
	Low HP 2.5 HP to 9.9 HP	Low HP 15 HP to 60 HP	Mid HP 75 HP to 115 HP (1.7L)	Mid HP 75 HP to 115 HP (2.1L)	150 HP						
10W30 Mineral	Good*	Good*	Good*	Good	Good	Good	Not Applicable	Not Applicable		1 L: 8M0086220 4 L: 8M0086221 208 L: 8M0086222	
10W30 Synthetic Blend	BEST	Good*	Good*	BEST	BEST	Good*	Not Applicable	Not Applicable		1 L: 8M0152563 4 L: 8M0152564 208 L: 8M0152565	
25W40 Mineral	Good	Good	Good	Good	Good	Good	Good	Good**	Good**	1 L: 8M0086223 4 L: 8M0086224 60 L: 8M0121914 208 L: 8M0086225	
25W40 Synthetic Blend	Good	BEST	BEST	Good	Good	BEST	BEST	BEST**	BEST**	1 L: 8M0086226 4 L: 8M0086227 208 L: 8M0086228	
3.4 L V6 Outboards				4.6L V8 Outboards							
	FourStroke	SeaPro	ProXS	FourStroke	SeaPro	ProXS	Part Number				
10W30 Mineral	Good	Optional when temp. ≤ 0 C°	Good	Good	Optional when temp. ≤ 0 C°	Good	1 L: 8M0086220 4 L: 8M0086221 208 L: 8M0086222				
10W30 Synthetic Blend	BEST	Optional when temp. ≤ 0 C°	BEST	BEST	Optional when temp. ≤ 0 C°	BEST	1 L: 8M0152563 4 L: 8M0152564 208 L: 8M0152565				
25W40 Mineral	Optional	Good	Optional	Optional	Good	Optional	1 L: 8M0086223 4 L: 8M0086224 60 L: 8M0121914 208 L: 8M0086225				
25W40 Synthetic Blend	Optional	BEST	Optional	Optional	BEST	Optional	1 L: 8M0086226 4 L: 8M0086227 208 L: 8M0086228				

*10W30 is recommended for certain operating temperatures and manual start applications; consult owners manual
**25W40 is recommended in certain operating conditions and high-performance applications; consult owners manual

Note: Oil recommendation chart is only a guide; consult owner's manual to be assured of exact oil recommendation. Generally, synthetic blend oils are preferred over the mineral oil of equivalent viscosity due to increased corrosion protection properties. For simplicity sake, 25W40 oils are generally approved for use in all engines types while 10W30 and 25W50 oils are not suitable for certain engines or operating conditions.

©2019 MERCURY MARINE. All rights reserved. Reproduction in whole or in part without permission is prohibited.



QUICKSILVER 4-STROKE MARINE ENGINE OIL AND OIL FILTERS

FCW® 10W30 Mineral Marine Oil

Part Number	Description	Price/Packaging
92-8M0086220	1 L (33.8 oz.) plastic bottles	Priced individually, sold @ 6 bottles / case.
92-8M0086221	4 L (1.06 gal.) plastic bottles	Priced individually, sold @ 3 bottles / case.
92-8M0086222	55 gallon (208 L) drum	

FCW® 10W30 Synthetic Blend Marine Oil

Part Number	Description	Price/Packaging
92-8M0152563	1 L (33.8 oz.) plastic bottles	Priced individually, sold @ 6 bottles / case.
92-8M0152564	4 L (1.06 gal.) plastic bottles	Priced individually, sold @ 3 bottles / case.
92-8M0152565	55 gallon (208 L) drum	

FCW® 25W40 Mineral Marine Oil

Part Number	Description	Price/Packaging
92-8M0086223	1 L (33.8 oz.) plastic bottles	Priced individually, sold @ 6 bottles / case.
92-8M0086224	4 L (1.06 gal.) plastic bottles	Priced individually, sold @ 3 bottles / case.
92-8M0086225	55 gallon (208 L) drum	

FCW® 25W40 Synthetic Blend Marine Oil

Part Number	Description	Price/Packaging
92-8M0086226	1 L (33.8 oz.) plastic bottles	Priced individually, sold @ 6 bottles / case.
92-8M0086227	4 L (1.06 gal.) plastic bottles	Priced individually, sold @ 3 bottles / case.
92-8M0086228	55 gallon (208 L) drum	

FCW® 25W50 Synthetic Blend Marine Oil

Part Number	Description	Price/Packaging
92-8M0096256	1 L (1.06 qt) plastic bottles	Priced individually, sold @ 6 bottles / case.
92-858084QE1	4 L (1.06 gal.) plastic bottles	Priced individually, sold @ 3 bottles / case.
92-858119QE1	55 gallon (208 L) drum	

QUICKSILVER 4-STROKE MARINE ENGINE OIL AND OIL FILTERS

FCW® 10W30 MINERAL MARINE OIL

Quicksilver's all new 4-Stroke oil technology outperforms automotive oils in marine applications because of its specialized additive package designed for marine engines. The NEW mineral 4-Stroke oil is also now approved for use in all Outboard Engines; previously only our synthetic blend could make this claim.

3 things to know:

- For use in all 4-Stroke Marine Engines - New formula 4-Stroke oils are engineering approved for use in certain marine 4-Stroke Outboard applications and exceeds all Marine industry 4-Stroke oil requirements including FC-W and FC-W Catalyst Compatible. In addition, all 10W30 & 25W40 oils are now fully FC-W Catalyst Compatible.
- Flagship Engine and Corrosion Protection - Industry leading strength and viscosity retention and ultimate corrosion and wear protection
- The most recommended Marine Oil - Over 5 years of engineering and development by the largest marine engine manufacture in the world.

10W30 is recommended for certain operating temperatures and manual start applications.

10W30 MARINE ENGINE OIL



92-8M0086220

1 L (32.0 fl oz) plastic bottle
Quicksilver Branded

10W30 MARINE ENGINE OIL



92-8M0086221

4 L (1.06 US gal) plastic bottle
Quicksilver Branded

10W30 MARINE ENGINE OIL



92-8M0086222

208 L (55 US gal) drum
Quicksilver Branded

FCW® 10W30 SYNTHETIC BLEND MARINE OIL

Quicksilver's all new 4-Stroke oil technology outperforms automotive oils in marine applications because of its specialized additive package designed for marine engines. The NEW mineral 4-Stroke oil is also now approved for use in all Outboard Engines; previously only our synthetic blend could make this claim.

3 things to know:

- For use in all 4-Stroke Marine Engines - New formula 4-Stroke oils are engineering approved for use in certain marine 4-Stroke Outboard applications and exceeds all Marine industry 4-Stroke oil requirements including FC-W and FC-W Catalyst Compatible. In addition, all 10W30 & 25W40 oils are now fully FC-W Catalyst Compatible.
- Flagship Engine and Corrosion Protection - Industry leading strength and viscosity retention and ultimate corrosion and wear protection
- The most recommended Marine Oil - Over 5 years of engineering and development by the largest marine engine manufacture in the world.

10W30 is recommended for certain operating temperatures and manual start applications.

10W30 SYNTHETIC MARINE OIL



92-8M0152563

10W30 4-Stroke synthetic marine oil
1 L plastic bottle
Quicksilver Branded

10W30 SYNTHETIC MARINE OIL



92-8M0152564

10W30 Full synthetic 4-stroke marine oil
4 L plastic bottle
Quicksilver Branded

QUICKSILVER 4-STROKE MARINE ENGINE OIL AND OIL FILTERS

10W30 SYNTHETIC BLEND 4-STROKE OIL



92-8M0152565

10W30 synthetic blend marine oil for 4-Stroke engines.
208 L drum
Quicksilver Branded

25W40 MARINE ENGINE OIL



92-8M0121914

25W40 Marine 4-Stroke Engine Oil
60L (15.85 US gal) drum
Quicksilver Branded

FCW® 25W40 MINERAL MARINE OIL

Quicksilver's all new 4-Stroke oil technology outperforms automotive oils in marine applications because of its specialized additive package designed for marine engines.

3 things to know:

- For use in all 4-Stroke Marine Engines - New formula 4-Stroke oils are engineering approved for all marine 4-Stroke applications, including: Outboard, MerCruiser, High Performance, Stern Drive/Inboard, and exceeds all Marine industry 4-Stroke oil requirements including FC-W and FC-W Catalyst Compatible.
- Flagship Engine and Corrosion Protection - Industry leading strength and viscosity retention and ultimate corrosion and wear protection.
- The most recommended Marine Oil - Over 5 years of engineering and development by the largest marine engine manufacture in the world.

25W40 recommended in all Marine Engines.

25W40 MARINE ENGINE OIL



92-8M0086225

208 L (55 US gal) drum
Quicksilver Branded

FCW® 25W40 SYNTHETIC BLEND MARINE OIL

Quicksilver's all new 4-Stroke oil technology outperforms automotive oils in marine applications because of its specialized additive package designed for marine engines.

3 things to know:

- For use in all 4-Stroke Marine Engines - New formula 4-Stroke oils are engineering approved for all marine 4-Stroke applications, including: Outboard, MerCruiser, High Performance, Stern Drive/Inboard, and exceeds all Marine industry 4-Stroke oil requirements including FC-W and FC-W Catalyst Compatible.
- Flagship Engine and Corrosion Protection - Industry leading strength and viscosity retention and ultimate corrosion and wear protection
- The most recommended Marine Oil - Over 5 years of engineering and development by the largest marine engine manufacture in the world.

25W40 Synthetic Blend recommended in all Marine Engines (BEST Choice).

25W40 MARINE ENGINE OIL



92-8M0086223

1L (32 fl oz) plastic bottle
Quicksilver Branded

25W40 MARINE ENGINE OIL



92-8M0086224

4 L (1.06 US gal) plastic bottle
Quicksilver Branded

25W40 SYNTHETIC BLEND MARINE ENGINE OIL



92-8M0086226

1 L (32 oz) plastic bottle
Quicksilver Branded

QUICKSILVER 4-STROKE MARINE ENGINE OIL AND OIL FILTERS

QUICKSILVER 4-STROKE MARINE ENGINE OIL AND OIL FILTERS

25W40 SYNTHETIC BLEND MARINE ENGINE OIL



92-8M0086227

4 L (1.06 US gal)
Quicksilver Branded

25W40 SYNTHETIC BLEND MARINE ENGINE OIL



92-8M0086228

208 L (55 US gal) drum
Quicksilver Branded

25W50 SYNTHETIC BLEND OUTBOARD OIL



92-858084QE1

4 L plastic bottle
Quicksilver Branded

SYNTHETIC BLEND SAE 25W50 OIL



92-858119QE1

208 L drum
Quicksilver Branded

FCW® 25W50 SYNTHETIC BLEND MARINE OIL

25W50 oil is often recommended for engines used in racing. This high performance oil provides maximum lubrication for your marine engine. This oil:

- Maintains viscosity under the most extreme operating conditions such as
- Racing: Operating engine at maximum output and high temperatures
- Tow sports and fishing: Alternating between periods of high RPM's and throttling down to low RPMs or idle
- Protects against varnish buildup and sludge formation
- Exceeds the rust protection requirements for NMMA certification

Recommended for use in Verado® outboards and other high-performance marine engines

Exceeds manufacturers' warranty requirements and recommendations for use of an FCW® 25W50 oil

MERCURY HIGH PERFORMANCE 4-STROKE OIL

Maximum protection is essential when pushing your engine to the limit. Racing, tow sports and fishing applications require your engine to operate under extreme conditions. Operating at high engine output and high temperatures or alternating between periods of high RPMs and throttling down to low RPMs or idle puts serious pressure on engine oil. Mercury Racing Four Stroke oil will not break down under these conditions. It maintains its viscosity, protects against varnish buildup and sludge formation and exceeds the rust protection requirements for NMMA® certification.

Recommended for use in all Mercury Racing four-stroke engines including: FormulaRace and Verado outboards and 525 EFI through 1650 sterndrives

Meets or exceeds manufacturers' warranty requirements for use of an FC-W® marine engine oil

25W50 SYNTHETIC BLEND OUTBOARD OIL



92-8M0096256

High Performance 4-Stroke Marine Engine oil.
1 Liter (1.06 Quarts) plastic bottle
Quicksilver Branded

25W50 SYNTHETIC BLEND HIGH PERFORMANCE OIL



92-8M009627

4-Stroke 25W50 Synthetic blend engine oil.
4 L (1.06 US Gal) bottle
Mercury Branded

QUICKSILVER 4-STROKE MARINE ENGINE OIL AND OIL FILTERS

OIL CAPACITY CHART - 4-STROKE OUTBOARDS

Crankcase Oil Capacity Chart & Quicksilver Filters

Model	Model Note	Year Range	Metric Crankcase Capacity	US Crankcase Capacity	Canister Filter
2.5/3.5 FourStroke		2006 - 2019	0.30 liter (300ml)	0.31 QT. (10 oz.)	N/A
4/5/6 FourStroke		1999 - 2019	0.45 liter (450ml)	0.48 QT. (15.2 oz.)	N/A
8 FourStroke	232cc	1995 - 2000	1.0 liter (1,000ml)	1.05 QT. (35 oz.)	N/A
8 FourStroke	323cc	2001 - 2004	1.0 liter (1,000ml)	1.05 QT. (35 oz.)	35-822626Q03
8 FourStroke	209cc	2005 - 2019	0.80 liter (800ml)	0.85 QT. (27 oz.)	N/A
9.9 FourStroke	232cc	1995 - 1998	1.0 liter (1,000ml)	1.05 QT. (35 oz.)	N/A
9.9 FourStroke	323cc	1999 - 2004	1.0 liter (1,000ml)	1.05 QT. (35 oz.)	35-822626Q03
9.9 FourStroke	209cc	2005 - 2019	0.80 liter (800ml)	0.85 QT. (27 oz.)	N/A
15 FourStroke	323cc	1998 - 2008	1.0 liter (1,000ml)	1.05 QT. (35 oz.)	35-822626Q03
15 Carb and EFI FourStroke		2008 - 2019	1.0 liter (1,000ml)	1.05 QT. (35 oz.)	35-822626Q03
20 Carb and EFI FourStroke		2008 - 2019	1.0 liter (1,000ml)	1.05 QT. (35 oz.)	35-822626Q03
25 FourStroke	498cc, Carb Models	1998 - 2006	3.0 liter (3,000ml)	3.17 QT. (106 oz.)	35-8M0065103
25 FourStroke	492cc, EFI Models	2006 - 2019	1.8 liter (1,800ml)	1.90 QT. (63 oz.)	35-822626Q03
30 FourStroke	747cc	1999 - 2005	3.0 liter (3,000ml)	3.17 QT. (106 oz.)	35-8M0065103
30 FourStroke	492cc	2006 - 2019	1.8 liter (1,800ml)	1.90 QT. (63 oz.)	35-822626Q03
40 FourStroke	747cc, 3 cylinder	1999 - 2019	3.0 liter (3,000ml)	3.17 QT. (106 oz.)	35-8M0065103
40 FourStroke	996cc, 4 cylinder	2001 - 2019	3.0 liter (3,000ml)	3.17 QT. (106 oz.)	35-8M0065103
50 FourStroke	935cc, 4 cylinder	1995 - 2000	3.0 liter (3,000ml)	3.17 QT. (106 oz.)	35-8M0065103
50 FourStroke	996cc, 4 cylinder	2001 - 2019	3.0 liter (3,000ml)	3.17 QT. (106 oz.)	35-8M0065103
60 FourStroke	996cc, 4 cylinder	2001 - 2019	3.0 liter (3,000ml)	3.17 QT. (106 oz.)	35-8M0065103
75 FourStroke	Carbureted	2000 - 2005	5.0 liter (5,000ml)	5.28 QT. (176 oz.)	35-8M0065103
75 FourStroke	EFI, s/n 1B366822 & below	2006	4.5 liter (4,500ml)	4.80 QT. (160 oz.)	35-8M0065103
75 FourStroke	EFI, 1B366823-2B094995, 1.7L	2006 - 2014	5.0 liter (5,000ml)	5.28 QT. (176 oz.)	35-877761Q01
75/80 FourStroke	EFI, 2B094996 & UP, 2.1L	2014 - 2019	5.2 Liter (5,200ml)	5.5 QT. (176 oz.)	35-8M0065103
90 FourStroke	Carbureted	2000 - 2005	5.0 liter (5,000ml)	5.28 QT. (176 oz.)	35-8M0065103
90 FourStroke	EFI, s/n 1B366822 & below	2006	4.5 liter (4,500ml)	4.80 QT. (160 oz.)	35-8M0065103
90 FourStroke	EFI, 1B366823-2B094995, 1.7L	2006 - 2014	5.0 liter (5,000ml)	5.28 QT. (176 oz.)	35-877761Q01
90/100 FourStroke	EFI, 2B094996 & Up, 2.1L	2014 - 2019	5.2 liter (5,200ml)	5.5 QT. (176 oz.)	35-8M0065103
115 FourStroke	EFI, s/n 1B366822 & below	2001 - 2006	5.0 liter (5,000ml)	5.28 QT. (176 oz.)	35-8M0065103
115 FourStroke	EFI, 1B366823-2B094995, 1.7L	2006 - 2014	5.0 liter (5,000ml)	5.28 QT. (176 oz.)	35-877761Q01
115 FourStroke	EFI, 2B094996 & Up, 2.1L	2014 - 2019	5.2 liter (5,200ml)	5.5 QT. (176 oz.)	35-8M0065103
150 FourStroke	EFI	2011 - 2019	6.0 liter (6,000ml)	6.34 QT. (211 oz.)	35-877761Q01
135 Verado	4 cylinder	2006 - 2019	6.0 liter (6,000ml)	6.34 QT. (211 oz.)	35-877767Q01
150 Verado	4 cylinder	2006 - 2019	6.0 liter (6,000ml)	6.34 QT. (211 oz.)	35-877767Q01

QUICKSILVER 4-STROKE MARINE ENGINE OIL AND OIL FILTERS

Not all parts listed are available for the European, C.I.S., Africa and Middle East Markets.
For more information, please contact your local Mercury, Mariner, MerCruiser or Quicksilver Office.

QUICKSILVER 4-STROKE MARINE ENGINE OIL AND OIL FILTERS

Model	Model Note	Year Range	Metric Crankcase Capacity	US Crankcase Capacity	Canister Filter
175 Verado	4 cylinder	2006 - 2019	6.0 liter (6,000ml)	6.34 QT. (211 oz.)	35-877767Q01
200 Verado	4 cylinder	2007 - 2019	6.0 liter (6,000ml)	6.34 QT. (211 oz.)	35-877767Q01
225 FourStroke	EFI	2003 - 2006	6.0 liter (6,000ml)	6.34 QT. (211 oz.)	35-822626Q15
200 Verado	6 cylinder	2005 - 2019	7.0 liter (7,000ml)	7.40 QT. (246 oz.)	35-877769Q01
225 Verado	6 cylinder	2005 - 2019	7.0 liter (7,000ml)	7.40 QT. (246 oz.)	35-877769Q01
250 Verado	6 cylinder	2005 - 2019	7.0 liter (7,000ml)	7.40 QT. (246 oz.)	35-877769Q01
275 Verado	6 cylinder	2005 - 2019	7.0 liter (7,000ml)	7.40 QT. (246 oz.)	35-877769Q01
300 Verado	6 cylinder	2007 - 2019	7.0 liter (7,000ml)	7.40 QT. (246 oz.)	35-877769Q01
350/400R Verado	6 cylinder	2015 - 2019	7.0 liter (7,000ml)	7.40 QT. (246 oz.)	35-877769Q01

QUICKSILVER/MERCURY 4-STROKE OUTBOARD OIL FILTERS

FOURSTROKE OUTBOARD OIL FILTER



35-822626Q03

FourStroke Outboard replaceable screw-on type canister filters.
Fits Mercury/Mariner 8/9.9 hp. FourStroke outboards (323cc), 15/20 hp. FourStroke carbureted outboards, 15/20 EFI FourStroke outboards, 0R833820 and above and the 25/30 hp. EFI FourStroke outboard (MY2006 & newer).
Quicksilver Branded, Box Point of Sale Packaged.

FOURSTROKE OUTBOARD OIL FILTER



35-8M0065103

FourStroke Outboard replaceable screw-on type canister filters.
Fits Mercury/Mariner 25 hp. FourStroke (Carb, MY2006 & prior), 30 hp. FourStroke (3 cyl., MY2005 & prior), all 40-60 hp. FourStroke outboards (MY 1998 & newer), all 75-115 hp. FourStroke outboards (USA 1B366822 & prior), and all 75-115 hp. FourStroke outboards (USA 2B094996 and above).
Priced individually, sold @ multiples of 6
Quicksilver Branded, Box Point of Sale Packaged.

FOURSTROKE OUTBOARD OIL FILTER



35-877761Q01

Replaceable screw-on type canister filter.
Fits the 75/90/115 hp. FourStroke outboard (USA 1B366823-2B094995, 1731 cc.) and the 150 hp. EFI FourStroke outboard.
Quicksilver Branded, Box Point of Sale Packaged.

FOURSTROKE OUTBOARD OIL FILTER



35-877767Q01

Replaceable screw-on type canister filter. Replaces the production 896546_ series oil filter.
Fits the 135/150/175/200 hp. Verado In-line 4 cylinder outboard.
Quicksilver Branded, Box Point of Sale Packaged.

FOURSTROKE OUTBOARD OIL FILTER



35-877769Q01

Replaceable screw-on type canister filter. Replaces the production 883701_ series oil filter.
Fits the 200/225/250/275/300/350/400R hp. Verado In-line 6 cylinder outboard.
Quicksilver Branded, Box Point of Sale Packaged.

QUICKSILVER 4-STROKE MARINE ENGINE OIL AND OIL FILTERS

FOURSTROKE OUTBOARD OIL FILTER



35-822626Q15

Replaceable screw-on type canister filters.
Fits Mercury/Mariner V-225 hp. (V-6) FourStroke outboard and also replaces Yamaha 225 hp. four stroke outboard filter 69J-13440-00-00.
Quicksilver Branded

OIL DRAIN FUNNEL KIT



91-892866A01

Helps to direct draining crankcase oil past the cavitation plate.
Fits the XL version of the L6 Verado outboard.

OIL CAPACITY CHART - GASOLINE STERNDRIVE/INBOARD ENGINES

The engine oil capacity is only an Approximate, ALWAYS use dipstick to determine exact quantity of oil required.

MerCruiser Gas Engine Oil Capacity

Model	Make	CID/Litre	Cyl.	Year Range	Serial # Range	Approx. Oil Pan Capacity w/ New Filter(1)
MCM 60	Renault	68/1.1L	I/L 4	1965 - 1968	1887079 - 2049044	2-3/4 US qt (2.6 L)
MCM 80	Renault	80/1.3L	I/L 4	1966 - 1969	2049045 - 2851423	5 US qt (4.7 L)
MCM 90	Renault	96/1.6L	I/L 4	1970 - 1972	2851424 - 3226957	5 US qt (4.7 L)
MCM 110/120/ 2.5L	GM	153/2.5L	I/L 4	1963 - 1989	1537370 - 0C853255	4 US qt (3.8 L)
MCM 140/ 3.0L/LX	GM	181/3.0L	I/L 4	1968 - 2019	2508261 and up	4 US qt (3.8 L)
MCM 470/165/170/ 3.7L	Mercury	224/3.7L	I/L 4	1976 - 1989	4208730 and up	5-1/2 US qt (5.2 L)
MCM 485	Mercury	224/3.7L	I/L 4	1980 - 1982	5685394 - 6218036	5-3/4 US qt (5.4 L)
MCM 488/180/190/ 3.7LX	Mercury	224/3.7L	I/L 4	1983 - 1989	6170297 and up	6-1/2 US qt (6.1 L)
MCM 140	GM	194/3.2L	I/L 6	1963	1538930 - 1725960	5 US qt (4.7 L)
MCM 160/165	GM	250/4.1L	I/L 6	1967 - 1981	2048022 - 5813433	5 US qt (4.7 L)
MCM 200	GM	292/4.8L	I/L 6	1969	2453769 - 2712072	6 US qt (5.7 L)
MCM 185 (4 bbl)	GM	229/3.8L	V-6	1983 - 1984	6330183 - 6919655	4-1/2 US qt (4.3 L)
MCM 175/185/205	GM	262/4.3L	V-6	1985 - 1987	0A331455 - 0B773242	4-1/2 US qt (4.3 L)
MCM 262 Mag EFI	GM	262/4.3L	V-6	1996 - 1997	0F803800 - 0K999999	4-1/2 US qt (4.3 L)
MCM 4.3L/LX/LH/LXH	GM	262/4.3L	V-6	1988 - 2001	0B773243 - 0M299999	4-1/2 US qt (4.3 L)
MCM 4.3L EFI	GM	262/4.3L	V-6	1998 - 2001	0L012009 - 0M299999	4-1/2 US qt (4.3 L)
MCM 4.3L & MPI	GM	262/4.3L	V-6	2002 - 2019	0M300000 and up	4 US qt (3.8 L)
MCM 888	Ford	302/4.9L	V-8	1971 - 1977	3108723 - 4887829	6 US qt (5.7 L)
MCM/MIE 225	Ford	302/4.9L	V-8	1973 - 1974	3385721 - 4176999	6 US qt (5.7 L)
MCM/MIE 215	Ford	302/4.9L	V-8	1970 - 1972	2781153 - 3563181	7 US qt (6.6 L)
MCM 190	GM	283/4.6L	V-8	1963 - 1964	1564539 - 1730903	5 US qt (4.7 L)
MCM 228	GM	305/5.0L	V-8	1977 - 1978	4765100 - 5170008	5 US qt (4.7 L)
MCM 200/ 5.0L/898	GM	305/5.0L	V-8	1977 - 1995	4762210 - 0F600999	5 US qt (4.7 L)
MCM 228/230/ 5.0LX	GM	305/5.0L	V-8	1979 - 1995	5170009 - 0F600999	5-1/2 US qt (5.2 L)
MCM 5.0L & EFI	GM	305/5.0L	V-8	1998 - 2002	0L012052 - 0M299999	5-1/2 US qt (5.2 L)
MCM 5.0L & MPI	GM	305/5.0L	V-8	2002 - 2019	0M300000 and up	4-1/2 US qt (4.25 L)

QUICKSILVER 4-STROKE MARINE ENGINE OIL AND OIL FILTERS

Not all parts listed are available for the European, C.I.S., Africa and Middle East Markets.
For more information, please contact your local Mercury, Mariner, MerCruiser or Quicksilver Office.

QUICKSILVER 4-STROKE MARINE ENGINE OIL AND OIL FILTERS

Model	Make	CID/Litre	Cyl.	Year Range	Serial # Range	Approx. Oil Pan Capacity w/ New Filter(1)
MIE 198/228/230/ 5.0L	GM	305/5.0L	V-8	1977 - 1988	4762210 - 0B788151	6 US qt (5.7 L)
MCM 225	GM	327/5.4L	V-8	1963 - 1966	1539620 - 2278646	5 US qt (4.7 L)
MCM 225/250	GM	327/5.4L	V-8	1967 - 1969	2278647 - 2694014	7 US qt (6.6 L)
MIE 225/250	GM	327/5.4L	V-8	1968	2278647 - 2694014	6 US qt (5.7 L)
MCM 250/ 255	GM	350/5.7L	V-8	1975 - 1977	4175500 - 4908849	5 US qt (4.7 L)
MCM 260/ 5.7L/LX & EFI	GM	350/5.7L	V-8	1978 - 2002	4908850 - 0M299999	5-1/2 US qt (5.2 L)
MCM 350 Mag, EFI & MPI	GM	350/5.7L	V-8	1986 - 2002	0A635178 - 0M299999	5-1/2 US qt (5.2 L)
MCM 350 Mag & MPI	GM	350/5.7L	V-8	2002 - 2019	0M300000 and up	4-1/2 US qt (4.25 L)
MCM 5.7L	GM	350/5.7L	V-8	2002 - 2019	0M300000 and up	4-1/2 US qt (4.25 L)
MIE 255/260/ 5.7L	GM	350/5.7L	V-8	1975 - 1993	4175500 - 0D839999	6 US qt (5.7 L)
MIE 5.7L & EFI	GM	350/5.7L	V-8	1993 - 1997	0D840000 - 0K999999	4 US qt (3.8 L)
MIE 5.7L/ 350 Mag MPI	GM	350/5.7L	V-8	1998 - 2002	0L002003 - 0M299999	5-1/2 US qt (5.2 L)
MIE 5.7L/ 350 Mag MPI	GM	350/5.7L	V-8	2002 - 2019	0M300000 and up	4-1/2 US qt (4.25 L)
Ski 5.7L	GM	350/5.7L	V-8	1985 - 1989	0A338553 - 0C756666	4 US qt (3.8 L)
Ski 5.7L/ 350 Mag & MPI	GM	350/5.7L	V-8	1990 - 1997	0C756667 - 0K999999	5 US qt (4.7 L)
Ski 5.7L/ 350 Mag MPI	GM	350/5.7L	V-8	1998 - 2002	0L002005 - 0M299999	5-1/2 US qt (5.2 L)
Ski 5.7L/ 350 Mag MPI	GM	350/5.7L	V-8	2002 - 2019	0M300000 and up	4-1/2 US qt (4.25 L)
Black Scorpion Ski (Gen+)	GM	350/5.7L	V-8	1996 - 1997	0F800000 - 0K999999	5 US qt (4.7 L)
Black Scorpion Ski (Gen+)	GM	350/5.7L	V-8	1998 - 2001	0L002500 - 0M391599	5-1/2 US qt (5.2 L)
Black Scorpion Ski (Gen+)	GM	350/5.7L	V-8	2003 - 2019	0M391600 and up	4-1/2 US qt (4.25 L)
MCM 233/255	Ford	351/5.8L	V-8	1973 - 1977	3258728 - 4902304	5 US qt (4.7 L)
MIE 233/255	Ford	351/5.8L	V-8	1973 - 1976	3258728 - 4775784	7 US qt (6.6 L)
MX 6.2L MPI	GM/Mercury	377/6.2L	V-8	2000 - 2002	0L680003 - 0M299999	5-1/2 US qt (5.2 L)
MX 6.2L MPI	GM/Mercury	377/6.2L	V-8	2002 - 2019	0M300000 and up	4-1/2 US qt (4.25 L)
MX 6.2L MPI MIE	GM/Mercury	377/6.2L	V-8	1999 - 2002	0L670000 - 0M299999	5-1/2 US qt (5.2 L)
MX 6.2L MPI MIE & Ski	GM/Mercury	377/6.2L	V-8	2002 - 2019	0M300000 and up	4-1/2 US qt (4.25 L)
MX 6.2L Blk Scorpion Ski	GM/Mercury	377/6.2L	V-8	2001 - 2003	0L670015 - 0M391599	5-1/2 US qt (5.2 L)
MX 6.2L Blk Scorpion Ski	GM/Mercury	377/6.2L	V-8	2003 - 2019	0M391750 and up	4-1/2 US qt (4.25 L)
MCM 325	GM	427/7.0L	V-8	1969 - 1972	2278747 - 3780449	8 US qt (7.6 L)
MIE 325	GM	427/7.0L	V-8	1968 - 1974	2278747 - 3780449	7 US qt (6.6 L)
MCM 330	GM	454/7.4L	V-8	1977 - 1981	4623115 - 6083144	6 US qt (5.7 L)
MCM 330 & 454 Mag Alpha	GM	454/7.4L	V-8	1982 - 1988	6083145 - 0B785148	7 US qt (6.6 L)
MCM 7.4L & 454 Mag	GM	454/7.4L	V-8	1988 - 1991	0B771113 - 0D603117	8 US qt (7.6 L)
MCM 7.4L/LX & 454 Mag, EFI & MPI	GM	454/7.4L	V-8	1992 - 2001	0D603118 - 0M024999	7 US qt (6.6 L)
MIE 330	GM	454/7.4L	V-8	1977 - 1980	4623115 - 5889913	7 US qt (6.6 L)
MIE 340/ 7.4L w/ Borg Warner trans.	GM	454/7.4L	V-8	1981 - 1992	5889914 - 0D715493	7 US qt (6.6 L)
MIE 7.4L w/Hurth trans.	GM	454/7.4L	V-8	1988 - 1992	0C391564 - 0D715493	8 US qt (7.6 L)
MIE 7.4L & 454 Mag MPI	GM	454/7.4L	V-8	1992 - 2001	0D715494 - 0L674613	7 US qt (6.6 L)
Ski 454 Mag EFI & MPI	GM	454/7.4L	V-8	1995 - 1997	0F215800 - 0K999999	7 US qt (6.6 L)
MCM 390	GM	482/7.9L	V-8	1969 - 1970	2781129 - 3042731	8 US qt (7.6 L)
MIE 390	GM	482/7.9L	V-8	1969 - 1970	2781129 - 2825059	7 US qt (6.6 L)
MCM 496 Mag & HO	GM	496/8.1L	V-8	2001 - 2019	0M025000 and up	9 US qt (8.5L)
MIE 8.1S Horizon & HO	GM	496/8.1L	V-8	2001 - 2019	0M026000 and up	9 US qt (8.5L)
MCM 502 Mag	GM	502/8.2L	V-8	1990 - 1992	0C878221 - 0D824588	8 US qt (7.6 L)

QUICKSILVER 4-STROKE MARINE ENGINE OIL AND OIL FILTERS

Model	Make	CID/Litre	Cyl.	Year Range	Serial # Range	Approx. Oil Pan Capacity w/ New Filter(1)
MCM 502 Mag, EFI & MPI	GM	502/8.2L	V-8	1992 - 2001	0D824589 - 0M024999	7 US qt (6.6 L)
MCM 8.2 Mag	GM	502/8.2L	V-8	2010 - 2019	1A350340 and up	7 US qt (6.6 L)
MIE 8.2L	GM	502/8.2L	V-8	1990 - 1996	0C878221 - 0F819619	8 US qt (7.6 L)
MIE 8.2L MPI	GM	502/8.2L	V-8	1996 - 2001	0F819620 - 0L674200	7 US qt (6.6 L)
MIE 8.2	GM	502/8.2L	V-8	2010 - 2019	1A350802 and up	7 US qt (6.6 L)

(1) Approximate, ALWAYS use dipstick to determine exact quantity of oil required

OIL CAPACITY CHART - HI-PERF GASOLINE ENGINE

The engine oil capacity is only an Approximate, ALWAYS use dipstick to determine exact quantity of oil required.

MerCruiser Hp Gas Engine Oil Capacity

Model	CID/Litre	Cyl.	Year Range	Serial # Range	Approx. Oil System Capacity w/ New Filter (1)
270	350/5.7L	V-8	1969 - 1972	2851074 - 3385720	7 US qt (6.6 L)
270 MIE	350/5.7L	V-8	1969 - 1972	2851074 - 3077735	6 US qt (5.7 L)
280 TRS	350/5.7L	V-8	1975 - 1976	4176250 - 4770199	6-1/2 US qt (6 L)
300 Tempest	350/5.7L	V-8	1985 - 1986	6668677 - 0B430367	6-1/2 US qt (6 L)
320 (EFI)	350/5.7L	V-8	1987 - 1989	0A543604 - 0C622418	6-1/2 US qt (6 L)
377 Scorpion (Sterndrive)	377/6.2L	V-8	2000 - 2019	0L416146 and up	5 US qt (4.7 L)
377 Scorpion Ski	377/6.2L	V-8	1997 - 1998	0K000656 - 0L600314	5 US qt (4.7 L)
370 TRS	454/7.4L	V-8	1978 - 1987	4179554 - 0B714586	6 US qt (5.7 L)
400 TRS (Cyclone)	454/7.4L	V-8	1980 - 1986	4179554 - 0B457644	7 US qt (6.6 L)
420	454/7.4L	V-8	1987 - 1989	0A398941 - 0B622418	6 US qt (5.7 L)
425	454/7.4L	V-8	1990 - 1992	0B622419 - 0D725499	8 US qt (7.6 L)
425 (Gen. V)	454/7.4L	V-8	1992 - 1993	0D725500 - 0D937011	8 US qt (7.6 L)
440 TRS (Cyclone)	454/7.4L	V-8	1983 - 1986	4179554 - 0B485220	7 US qt (6.6 L)
450 (Gen. V)	454/7.4L	V-8	1995 - 1996	0F347100 - 0F347277	8 US qt (7.6 L)
525 SC	454/7.4L	V-8	1991 - 1992	0D456000 - 0D725808	8 US qt (7.6 L)
525 SC (Gen. V)	454/7.4L	V-8	1992 - 1999	0D763746 - 0L415623	8 US qt (7.6 L)
460 TRS (Cyclone)	482/7.9L	V-8	1983 - 1986	4179554 - 6181046	10 US qt (9.4L)
465	502/8.2L	V-8	1990 - 1992	0C849992 - 0D725646	8 US qt (7.6 L)
465 (Gen. V)	502/8.2L	V-8	1992 - 1994	0D725647 - 0F213244	8 US qt (7.6 L)
500 (Gen. V)	502/8.2L	V-8	1994 - 1996	0F213293 - 0F745159	8 US qt (7.6 L)
500 (Gen VI)	502/8.2L	V-8	1997 - 1998	0F745195 - 0L001772	8 US qt (7.6 L)
500 (Gen +)	502/8.2L	V-8	1999	0L414639 - 0L601036	8 US qt (7.6 L)
500 EFI	502/8.2L	V-8	1999 - 2005	0L001477 and up	7 US qt (6.6 L)
575 SCi	502/8.2L	V-8	2001	0L306696 - 0L307026	8 US qt (7.6 L)
575 SCi	502/8.2L	V-8	2000	0L601000 - 0L602090	8 US qt (7.6 L)
575 SCi	502/8.2L	V-8	2001 - 2005	0M050000 - 0M950526	8 US qt (7.6 L)
600 SC	502/8.2L	V-8	1991 - 1992	0D456489 - 0D456768	8 US qt (7.6 L)
600 SC (Gen. V)	502/8.2L	V-8	1992 - 2000	0D725676 and up	8 US qt (7.6 L)
500 Bulldog	540/8.9L	V-8	1990 - 2001	0C577254 - 0M050281	12 US qt (11.3 L)
575	540/8.9L	V-8	1986 - 1992	0A677429 - 0D763716	7 US qt (6.6 L)
800 SC (Gen. V)	572/9.4L	V-8	1993 - 1998	0D763836 and up	9 US qt (8.5L)
900 SC	542/8.9L	V-8	1998 - 2000	0K999856 - 0L602069	11 US qt (10.5 L)
900 SC (Dry Sump)	542/8.9L	V-8	2001 - 2019	0L306805 and up	16 US qt (15.2 L)

(1) Approximate, ALWAYS use dipstick to determine exact quantity of oil required

QUICKSILVER 4-STROKE MARINE ENGINE OIL AND OIL FILTERS

MERCUISER OIL FILTERS - GASOLINE

This engineered marine filter provides outstanding durability through a more robust design, heavier gauge materials and a superior paint process inside and out. Designed for a marine environment, this filter provides benefits not found in a standard automotive filter.

OIL FILTER



35-883702Q

Fits MCM V-6 models that have the oil filter mounted on the engine block. Not for use with V-6 engines that have a remote oil filter. Quicksilver Branded, Box Point of Sale Packaged.

OIL FILTER



35-866340Q03

Fits all MCM/MIE GM engines, except V-6 models that have the oil filter mounted on the engine block. Also fits the 4.5L and 6.2L Mercury engine. Priced individually, sold @ multiples of 6. Quicksilver Branded, Box Point of Sale Packaged.

OIL FILTER



35-858004Q

High efficiency, High performance synthetic media removes over 97% of oil contaminants versus 78% for conventional paper element filters. Fits all MCM/MIE GM engines, except V-6 models that have the oil filter mounted on the engine block. Also fits the 4.5L and 6.2L Mercury engine. Quicksilver Branded, Box Point of Sale Packaged.

OIL FILTER



35-8M0116378

Fits all MCM/MIE Ford engines. Quicksilver Branded, Box Point of Sale Packaged.

OIL FILTER



35-16595Q

Fits 2006 & older MCM Hi-Performance GM V-8 engines. Quicksilver Branded, Box Point of Sale Packaged.

OIL FILTER



35-881126K01

10 micro, synthetic media. Fits 2007 and newer MCM Hi-Performance GM V-8 engines, except the following SCi engines: 600, 662, & 700 (s/n 0M953905-0M962240) and all 850, 1075 & 1200. Mercury Branded, Box Point of Sale Packaged.

OIL FILTER



35-840634K01

Fits MCM Racing SCi engines. 600, 662, & 700 (s/n 0M953905-0M962240) and all 850, 1075 & 1200. Mercury Branded.

AXIUS HYDRAULIC OIL FILTER



35-8M0138697

Axius Power Steering Oil Filter
Fits MCM engines w/ Axius steering
Mercury Branded

TRANSMISSION OIL FILTER



35-879312T25

Fits Scorpion 350 EC w/ ZF 45C transmission
Mercury Branded

QUICKSILVER DIESEL STERNDRIVE/INBOARD OIL

SKU CHART

Quicksilver Diesel Engine Oil

Part Number	Description	Price/Packaging
92-8M0096794	4 L (1.06 gal) plastic bottles	Priced individually, sold @ 3 bottles / case.
92-8M0096795	208 L (55 gal.) drum	
92-8M0089690	1 L (33.8 oz. plastic bottles	Priced individually, sold @ 6 bottles / case.
92-8M0089691	4 L (1.06 gal) plastic bottles	Priced individually, sold @ 3 bottles / case.
92-8M0089692	208 L (55 gal) drum	

SAE 5W30

Optimizes engine performance in marine applications because this stable, stay-in-grade formula resists thermal breakdown and oxidation under extreme conditions. Use of this oil will:

- Protect anti-pollution systems
- Increase the life of diesel particulate filters (DPF)
- Provide outstanding wear and corrosion protection which help extend engine life

Meets international ACEA C3 specifications

Meets OEM approvals for:

- Volkswagen® VW 501.00/507.00
- BMW® LL-04
- Mercedes-Benz® MB-Approval 229.51
- Porsche® C30

For use in Turbocharged Direct Injection (TDI) engines

5W30 FULL SYNTHETIC TDI ENGINE OIL



92-8M0089692
208 L (55 gal) drum
Quicksilver Branded

SAE 15W40

Protects better than standard fleet oils. Use of this oil will:

- Provide outstanding wear and corrosion protection which help extend engine life
- Control soot, deposits and oil thickening
- Prevent sludge and varnish deposits

Meets or exceeds API CH-4/CF-4/SJ

Meets or exceeds OEM approvals for:

- Mercury® non-TDI diesel applications
- Volvo® VDS®
- Caterpillar® CD/TO-2
- Cummins®
- Detroit Diesel®
- And other diesel engines

5W30 FULL SYNTHETIC TDI ENGINE OIL



92-8M0089690
1L (33.8 oz) plastic bottle
Quicksilver Branded

5W30 FULL SYNTHETIC TDI ENGINE OIL



92-8M0089691
4 L (1.06 gal) plastic bottle
Quicksilver Branded

15W40 DIESEL ENGINE OIL



92-8M0096794
4 L plastic bottle
Quicksilver Branded

15W40 DIESEL ENGINE OIL



92-8M0096795
208 L drum
Quicksilver Branded

OIL CAPACITY CHART - DIESEL ENGINE

The engine oil capacity is only an Approximate, ALWAYS use dipstick to determine exact quantity of oil required.

MerCruiser Diesel Engine Oil Capacity

Model	CID/Litre	Cyl.	Year Range	Serial # Range	Approx. Oil Pan Capacity w/ New Filter
D1.7L DTI (Alpha)	103/1.7L	I/L 4	2001 - 2019	0M055000 and up	4.75 US qt (4.5 L)
SDI 40/50/60	116/1.9L	I/L 4	2003 - 2012	All - All	4.75 US qt (4.5 L)
TDI 45/75	116/1.9L	I/L 4	2003 - 2012	All - All	4.75 US qt (4.5 L)
QSD 2.0L 115/130/150/170	2.0L	I/L4	All	All - All	5.5 US qt (5.2L)
SDI 55/75	153/2.5L	I/L 5	2002 - 2019	All - All	6.34 US qt (6 L)
TDI 100/120/140/150/165	153/2.5L	I/L 5	2002 - 2019	All - All	6.34 US qt (6 L)
D2.8L D-Tronic (Bravo & MIE)	169/2.8L	I/L 4	1997 - 2019	0K144109 and up	8.45 US qt (8 L)
TDI 100/225/230/260/265	181/3.0L	V-6	2006 - 2019	All - All	8.45 US qt (8 L)
D183 Turbo AC (Bravo & MIE)	183/3.0L	I/L 5	1990 - 1993	0B993002 - 0D725151	9.5 US qt (9 L)
530 D-TA (Bravo & MIE)	183/3.0L	I/L 5	1989 - 1993	0B993002 - 0D725151	9.5 US qt (9 L)
D3.0L (Bravo & MIE)	183/3.0L	I/L 5	1994 - 1997	0D725152 and up	9.5 US qt (9 L)
D219 Turbo AC (Bravo & MIE)	219/3.6L	I/L 6	1990 - 1993	0B993002 - 0D850127	10.56 US qt (10 L)
636 D-TA (Bravo & MIE)	219/3.6L	I/L 6	1989 - 1993	0B993002 - 0D850127	10.56 US qt (10 L)
D3.6L (Bravo & MIE)	219/3.6L	I/L 6	1994 - 1997	0D850128 and up	10.56 US qt (10 L)
D3.6L W (Bravo)(MCM)(Intl.)	219/3.6L	I/L 6	1997	0K000001 and up	10.56 US qt (10 L)
TDI 335/350/370	254/4.2L	V-8	2009 - 2019	All - All	10 US qt (9.5 L)
D254 Turbo AC (Bravo & MIE)	254/4.2L	I/L 6	1990 - 1993	0C849461 - 0D554731	12.68 US qt (12 L)
D4.2L (Bravo & MIE)	254/4.2L	I/L 6	1994 - 1997	0D554732 and up	12.68 US qt (12 L)
D4.2L D-Tronic (Bravo & MIE)	254/4.2L	I/L 6	1997 - 2019	0K144114 and up	12.68 US qt (12 L)
D4.2L LD	254/4.2L	I/L6	1999 - 2019	0L344381 and up	12.68 US qt (12 L)
7.3L (Bravo & MIE)	444/7.3L	V-8	1994 - 1996	0F060000 and up	12 US qt (11.3 L)
D7.3L D-Tronic	444/7.3L	V-8	1996 - 2001	0K095775 and up	16-1/2 US qt (15.6 L)

(1) Approximate, ALWAYS use dipstick to determine exact quantity of oil required

OIL FILTERS FOR MERCURUISER DIESEL ENGINES

OIL FILTER ELEMENT



882687

Fits 1.7L MS 120 diesel.

OIL FILTER ELEMENT



35-895207

3.25 in. (83 mm) diameter

Fits CMD diesel engines D2.8L (170 & 200) (s/n 88010001 and up). Also fits QSD 2.0 (early version), 2.8 & 4.2 engines

QUICKSILVER DIESEL STERNDRIVE/INBOARD OIL

OIL FILTER ELEMENT



35-879312041

2.625 in. (67 mm) diameter
Fits 2008 & newer QSD 2.0 engines.
MCM ES 130 (s/n 88206399 and up)
MCM ES 150 (s/n 88221799 and up)
MCM ES 170 (s/n 88231000 and up)
MIE EI 115 (s/n 88200499 and up)
MIE EI 130 (s/n 88205099 and up)
MIE EI 150 (s/n 88220299 and up)
MIE EI 170 (s/n 88230000 and up)

OIL FILTER



35-8M0066483

Element
Fits 3.0L V6 & 4.2L V8 TDI diesel engine

OIL FILTER



35-19485

Fits diesel engines D2.8L E models (s/n 88010000 and below), D3.0L (s/n 0D725460 and up), D3.6L (s/n 0F306930 and up), D4.2L (s/n 0F450250 and up), D4.2L E models, D183, D219, 530D-TA & 636D-TA.

OIL FILTER



35-816168

Fits diesel engines D3.0L (s/n 0D725152-0D725459), D3.6L (s/n 0D850128-0F306929) & D4.2L (s/n 0D554732-0F450249).

OIL FILTER



35-805809T

5.5 in. (139.7 mm) length
Fits D7.3L diesel engines

OIL FILTER



35-862889

7.5 in (190.5 mm) long
Fits MCM D7.3L D-tronic diesel engines (s/n 0L050050-0L391832)

QUICKSILVER POWERSPORTS LUBRICANTS

PERSONAL WATERCRAFT (PWC)

Quicksilver Full Synthetic 2-Stroke Personal Watercraft Oil meets the needs of all 2-Stroke PWC and sport boat engines. This low smoke/low odor formula keeps your engine cleaner. Continued use of this oil will:

- Provide outstanding wear and corrosion protection which helps extend engine life
- Minimize performance-robbing carbon deposits
- Maintain peak engine performance and reliability

Meets or exceeds manufacturers' warranty requirements. Using this product will not void manufacturer warranties.

Exceeds JASO FD and ISO EGD

Recommended for use in all 2-Stroke personal watercraft engines. Can be used in oil-injected or pre-mix applications.

2-STROKE FULL SYNTHETIC PWC OIL



92-8M0058907

Priced individually, sold @ multiples of 6

946 mL (32 Fl Oz) plastic bottle

Quicksilver Branded

2-STROKE FULL SYNTHETIC PWC OIL



92-8M0058908

Priced individually, sold @ multiples of 3

3.78 L (1 US Gal) plastic bottle

Quicksilver Branded

QUICKSILVER CORROSION PROTECTION

QUICKSILVER CORROSION PROTECTION

CORROSION GUARD



92-802878Q55

Corrosion Guard is a rust inhibitor that forms a water resistant barrier on non-painted and painted surfaces.

Use to prevent rust from forming on out drives, lower units and power trim motors and components or other metal surfaces. Can also be used to prevent further paint damage in areas where undercutting and blistering have occurred. Do not spray on surfaces coated with antifouling or biocide paint. Do not spray on drive belts.

Priced individually, sold @ multiples of 6

312 g (11 oz) spray can

Quicksilver Branded

SILICONE DIELECTRIC COMPOUND



92-823506 1

Protects and displaces moisture from spark plug boots, coils, and electrical switches.

227 g (8 oz) tube

Quicksilver Branded

STORAGE SEAL FOGGING OIL



92-8M0121972

Quicksilver Storage Seal forms a protective barrier that prevents rust on internal metal surfaces. It also keeps cylinders lubricated to prevent cylinder or piston damage when starting your engine after storage.

Use in all 2- and 4-cycle carbureted and fuel-injected gasoline engines including cars, trucks, motorcycles, ATVs, snowmobiles, marine engines, lawn mowers, chain saws, string trimmers and snow blowers.

Safe for catalyzed engines.

340 g (12 oz) spray can

Quicksilver Branded

STORAGE SEAL FOGGING OIL



92-802879Q 1

Priced individually, sold @ multiples of 2

3.78 L (1 US gal) plastic bottle

Quicksilver Branded

QUICKSILVER ENGINE COOLANT AND WATER SYSTEM ANTIFREEZE

QUICKSILVER ENGINE COOLANT AND WATER SYSTEM ANTIFREEZE

MARINE ENGINE COOLANT



92-8M0117687

Additives provide protection against corrosion and scale buildup. Premixed formula with low silicate content prevents silicate gelling. Protects down to -33 deg.F (-38 deg.C).

For MCM/MIE gas and diesel engines with closed cooling systems.

4 L (1.057 US gal) plastic bottle

Quicksilver Branded

EXTENDED LIFE COOLANT/ANTIFREEZE



92-877770Q 1

Provides extended life protection for closed cooling systems. This 5 year, 1000 hour protection is ethylene glycol based and pre-diluted 50/50 with de-ionized water. It is silicate and phosphate free and will not cause gelling. Provides freeze protection down to -34 deg. F and boiling protection to 265 deg. F. It is also compatible with conventional anti-freeze, but dilution will reduce extended life benefits.

Meets ASTM D-3306, ATSM D-4340

For use in all MCM/MIE gasoline engines with closed cooling systems.

Also recommended for the following applications:

- ANFOR R 15-601
- BS 6580 (British standard)
- Chrysler® MS7170
- Chrysler® MS9769
- Ford® ESE-M97B44-A
- Ford® WSS-M97B44-D
- Ford® WSS-M97B51-A1
- FVV HEFT R443 (Germany)
- GM® 1825M
- GM® 6277M (DEX-COOL® specification)
- JASO M325 (Japan)
- JIS K 2234 (Japan)
- SAE J1034
- Mercedes Benz® DBL 7700

Priced individually, sold @ multiples of 4

3.78 L (1 US gal) plastic bottle

Quicksilver Branded

LONG LIFE COOLANT/ANTIFREEZE



92-8M0110567

Long Life Coolant/Antifreeze Premixed 50/50.

Pre-diluted anti-freeze - Do not add water. Provides extended life protection for closed cooling systems. It is silicate and phosphate free and will not cause gelling. It is also compatible with conventional antifreeze.

Meets or Exceeds G12++ Performance Requirements
Meets ASTM D-3306, ATSM D-4340

Recommended for the following applications:

- ANFOR R 15-601
- BS 6580 (British standard)
- Chrysler® MS7170
- Chrysler® MS9769
- Ford® ESE-M97B44-A
- Ford® WSS-M97B44-D
- Ford® WSS-M97B51-A1
- FVV HEFT R443 (Germany)
- GM® 1825M
- GM® 6277M (DEX-COOL® specification)
- JASO M325 (Japan)
- JIS K 2234 (Japan)
- SAE J1034
- Mercedes Benz® DBL 7700
- VW® TL774-D
- VW® TL774-F
- VW® TL774-G

Priced individually, sold @ multiples of 4

3.78L (1 Gallon) plastic bottle

Quicksilver Branded

QUICKSILVER ENGINE COOLANT AND WATER SYSTEM ANTIFREEZE

EXTENDED LIFE COOLANT/ANTIFREEZE



92-8M0070979

Coolant/Antifreeze Concentrated.

Provides extended life protection for closed cooling systems. It is silicate and phosphate free and will not cause gelling. It is also compatible with conventional antifreeze, but dilution will reduce extended life benefits.

Meets ASTM D-3306, ATSM D-4340

Recommended for the following applications:

- ANFOR R 15-601
- BS 6580 (British standard)
- Chrysler® MS7170
- Chrysler® MS9769
- Ford® ESE-M97B44-A
- Ford® WSS-M97B44-D
- Ford® WSS-M97B51-A1
- FVW HEFT R443 (Germany)
- GM® 1825M
- GM® 6277M (DEX-COOL® specification)
- JASO M325 (Japan)
- JIS K 2234 (Japan)
- SAE J1034
- Mercedes Benz® DBL 7700
- VW® TL774-D
- VW® TL774-F
- VW® TL774-G

Priced individually, sold @ multiples of 4

3.78L (1 Gallon) plastic bottle

Quicksilver Branded

HEAVY DUTY DIESEL COOLANT



92-8M0150218

Pre-mixed 50/50 formula with SCA's

For use in Mercury Diesel 6.7L. Works in all heavy-duty diesel, gasoline, and natural engine cooling systems. Optimum protection against freezing and boil over. Provides corrosion protection of all cooling system metals and components. Incorporates nitrite to provide wet sleeve liner protection against cavitation. Designed to last the life of the engine when maintained with a high quality SCA filter system. Eliminates SCA mixing errors at initial fill. Phosphate-free formula reduces the risk of scale. Meets or exceeds these specification requirements: CATERPILLAR®, CUMMINS® 90T8-4, CES 14603, DETROIT DIESEL® 7SE298, 93K217, JOHN DEERE® H24A1, H24C1, NAVISTAR B-1 TYPE II, FREIGHTLINER® 48-22880, VOLVO / MACK® MTU 5048, GM® 1899M, ASTM D4985, ASTM D5345, ASTM D6210, TMC RP329

4 L plastic bottle

QUICKSILVER FUEL SYSTEM CARE AND MAINTENANCE

FUEL TREATMENT

Quickare is a fuel treatment that can be used at every fill-up to:

- Maximize engine performance with all grades of gasoline
- Help control corrosion, gum and varnish build-up and phase separation associated with ethanol-blended fuel
- Help control moisture and corrosion problems associated with non-ethanol-blended fuel
- Clean up existing varnish and gum deposits from fuel lines, tanks, carburetors and injectors, intake valves and spark plugs
- Keep fuel fresh between fill-ups - up to 3 months

20 ml treats 25 liters of fuel

Use in all 2- and 4-cycle carbureted and fuel-injected gasoline engines including cars, trucks, motorcycles, ATVs, snowmobiles, marine engines, lawn mowers, chain saws, string trimmers and snow blowers. Safe for catalyzed engines.

QUICKARE FUEL TREATMENT



92-8M0079743

20 ml treats 25 liters of fuel - 355 ml bottle treats 454 liters of fuel
355 mL (12 oz) plastic bottle
Quicksilver Branded

QUICKARE FUEL TREATMENT



92-8M0058680

.8ml ounce treats 1L of fuel - 946ml ounce bottle treats 1211 L
Priced individually, sold @ multiples of 6
946 mL (32 oz) bottle
Quicksilver Branded

ENGINE AND FUEL SYSTEM CLEANER

Quickleen should be used throughout the boating season to:

- Quickly and thoroughly remove carbon deposits from carburetors and injectors, intake valves, spark plugs, piston crowns and cylinder heads
 - Prevent engine knocking and piston seize-up
 - Extend spark plug life
- 40 ml treats 25 liters of fuel

Note: This product does not contain fuel stabilizers. Use Quickare to prevent fuel breakdown and oxidation.

Use in all 2- and 4-cycle carbureted and fuel-injected gasoline engines including cars, trucks, motorcycles, ATVs, snowmobiles, marine engines, lawn mowers, chain saws, string trimmers and snow blowers. Safe for catalyzed engines.

QUICKLEEN ENGINE & FUEL SYSTEM CLEANER



92-8M0079744

40 ml treats 25 liters of fuel - 355 ml bottle treats 227 liters of fuel
355 mL (12 oz.) plastic bottle
Quicksilver Branded

QUICKLEEN ENGINE AND FUEL SYSTEM CLEANER



92-8M0058681

1.6ml treats 1 L of fuel
946ml bottle treats 1211L of fuel
Priced individually, sold @ multiples of 6
946 mL (32 oz)
Quicksilver Branded

QUICKSILVER FUEL SYSTEM CARE AND MAINTENANCE

QUICKGUARD DIESEL FUEL TREATMENT



92-8M0089198

Quickguard marine diesel additive is the industry's most complete multifunctional premium diesel additive with cetane improver. Diesel Guard Heavy Duty/Marine diesel additive upgrades typical No. 2 diesel fuel to a high cetane premium diesel. It is documented in fleet and laboratory tests to significantly improve engine performance, increase fuel economy, and reduce exhaust emissions. Typical applications include marine, and other heavy duty diesel applications.

Use of Quickguard Diesel Additive helps to:

- Stabilize fuel to prevent sludge
- Reduce smoke, exhaust emissions, and odor
- Provide thermal and storage stability
- Increase cetane up to 4 numbers
- Exceed L-10 Superior injector cleanliness rating (10 CRC max)
- Clean up injector deposits
- Exceed OEM lubricity standards
- Prevent corrosion
- Prevent filter plugging
- Increase filter life
- Improve fuel economy up to 13.6%
- Demulsify water

Treats up to 946 Liters.

Priced individually, sold @ multiples of 6

946 mL (32 oz)

Quicksilver Branded

POWER TUNE INTERNAL ENGINE CLEANER



92-8M0121969

Quicksilver Power Tune® is recommended to assist in restoring lost power due to carbon, gum and varnish deposits that accumulate in the combustion chambers of gasoline engines. These deposits are the result of normal engine use, low temperature operation and the use of some fuels. Removing these deposits helps improve fuel/air flow and overall engine performance.

Use in all 2- and 4-cycle carbureted and fuel-injected gasoline engines including cars, trucks, motorcycles, ATVs, snowmobiles, marine engines, lawn mowers, chain saws, string trimmers and snow blowers.
Safe for catalyzed engines.

340 g (12 oz) spray can

Quicksilver Branded

FUEL STABILIZER

Add Quickstor Fuel System Treatment & Stabilizer to fuel before long-term boat storage to:

- Prevent regular and ethanol-blended fuel from breaking down and oxidizing
- Stabilize fuel for up to a year
- Prevent fuel system corrosion
- Prevent gum and varnish from forming in the fuel and settling in fuel lines and tanks, carburetors and injectors
- Keep injectors and carburetors lubricated

1 ounce treats 5 gallons - 12 ounce bottle treats 60 gallons

Use in all 2- and 4-cycle carbureted and fuel-injected gasoline engines including cars, trucks, motorcycles, ATVs, snowmobiles, marine engines, lawn mowers, chain saws, string trimmers and snow blowers. Safe for catalyzed engines.

QUICKSTOR FUEL STABILIZER



92-8M0079745

40 ml treats 25 liters of fuel - 355 ml bottle treats 227 liters of fuel

355 mL (12 oz.) plastic bottle

Quicksilver Branded

QUICKSTOR FUEL STABILIZER



92-8M0058682

1.6ml treats 1L of fuel

946ml ounce bottle treats 1211L of fuel

Priced individually, sold @ multiples of 6

946 mL (32 oz)

Quicksilver Branded

QUICKSTOR FUEL STABILIZER



92-8M0058683

1.6ml treats 1L of fuel
3.785L bottle treats 2366L of fuel
Priced individually, sold @ multiples of 4
3.78 L (1 US Gal) plastic bottle
Quicksilver Branded

WATER ELIMINATOR



67-808887Q

Contains a drying agent commonly used to keep small, sealed containers dry. It absorbs water that has collected in the fuel tank.
How to use: Attach to the inside fuel cap with the lanyard (included). Adjust the lanyard so the Water Eliminator sits at the bottom of the fuel tank. Replace as needed.
For use in all octane grades of gasoline, including ethanol blended. Not recommended for diesel fuel.
For use in all 2-cycle and 4-cycle gasoline outboard, sterndrive, inboard and jet drive marine engines.
Priced individually, sold @ multiples of 6
Quicksilver Branded, Point of Sale Packaged.

ALCOHOL TESTER



91-879172T28

Test Tube used to find the ethanol/alcohol percentage in gasoline.

Directions:
Step 1: Add water to the water line.
Step 2: Add gasoline to the gasoline line.
Step 3: Replace cap and shake vigorously
Step 4: Stand vial vertically with cap upright for 10 minutes.
Step 5: Locate the gasoline/water separation line and read scale. The separation line will indicate the percentage of alcohol, if present.

QUICKSILVER GEARCASE LUBRICANT

QUICKSILVER GEARCASE LUBRICANT

Quicksilver outperforms automotive gear oil in marine applications because of its specialized additive package designed for marine gear cases. Continued use of this gear case lubricant will:

- Provide maximum protection against excessive wear—even in the presence of water
- Prevent corrosion and pitting
- Help extend gear life

SKU CHART

Quicksilver Gearcase Lubricant SKU Chart

Item Number	Qty per Case	Container Size	Pallet Qty	Btl Length (in)	Btl Depth (in)	Btl Height (in)	Btl Weight (lb)	Case Length (in)	Case Width (in)	Case Height (in)	Case Weight (lb)	Pallet Weight (lb)
SAE 80W90 PREMIUM GEAR LUBE FOR OUTBOARDS & JET PUMPS BELOW 75HP												
92-8M0121963	12	237 ML (8 FL OZ) TUBE										
92-858058QB1	6	QUART	468	4.2	2.375	9.25	2.083	8.9	7.7	10.1	12.5	1040
92-858059QB1	2	2.5 GAL.	72	9.1	6.8	14.5	20	9.78	14.5	14.5	40	1490
92-858007Q01	1	5 GAL.	36	12	12	14.75	39	12	12	14.75	39	1454
92-858061QB1	1	16 GAL.	9	14.25	14.25	27	136	14.25	14.25	27	136	1274
92-858062QB1	1	55 GAL.	4	23	23	34	434	23	23	34	434	1786
SAE 90 HIGH PERFORMANCE GEAR LUBE FOR OUTBOARDS, JET PUMPS & SPORT JETS ABOVE 75HP AND ALL STERNDRIVES												
90-8M0121960	12	237 ML (8 FL OZ) TUBE										
92-858064QB1	6	QUART	468	4.2	2.375	9.25	2.083	8.9	7.7	10.1	12.5	1040
92-858065QB1	2	2.5 GAL.	72	9.1	6.8	14.5	20	9.78	14.5	14.5	40	1490
92-858008Q01	1	5 GAL.	36	12	12	14.75	39	12	12	14.75	39	1454
92-858067QB1	1	16 GAL.	9	14.25	14.25	27	136	14.25	14.25	27	136	1274
92-858068QB1	1	55 GAL.	4	23	23	34	434	23	23	34	434	1786

PREMIUM GEAR LUBE - SAE 80W90

Quicksilver Premium Gear Lube is recommended in lower units for outboards below 75HP.

SAE 80W90 GEAR LUBE



92-8M0121963

237 ml (8 fl oz) tube
Quicksilver Branded

SAE 80W90 GEAR LUBE



92-858058QB1

For use in all outboard lower units and jet pumps below 75 hp.
1 L plastic bottle
Quicksilver Branded

SAE 80W90 GEAR LUBE



92-858059Q01

Priced individually, sold @ multiples of 2
9.46 L (2.5 US Gal) plastic bottle
Quicksilver Branded

SAE 80W90 GEAR LUBE



92-858007Q01

18.9 L (5 US gal) plastic pail
Quicksilver Branded

SAE 80W90 GEAR LUBE



92-858061QB1

60 L drum
Quicksilver Branded

SAE 80W90 GEAR LUBE



92-858062QB1

208 L drum
Quicksilver Branded

PREMIUM GEAR LUBE CAPACITY CHART

This gearlube capacity chart is limited to recent models and has been developed to aid in determining how much gearlube to have on hand when servicing a particular gearhousing. Changing and servicing of gearlube should always be performed in accordance with techniques and procedures as outlined in the appropriate service or owner manuals. The quantities shown here are to be regarded as reference only. Any variation from the quantities shown may indicate an incorrect model selection, the wrong service technique or a more serious problem. Contact your local dealer prior to running if this should occur.

For outboards less than 75 hp

Mercury or Quicksilver SAE 80W90 Premium Gear Lube is recommended

Brand	Model	Cycle	Model Description	Oz.	mL.
Mercury/Mariner	2.2, 2.5, 3.3	2 cycle		4.5	135
Mercury/Mariner	4, 5	2 cycle		6.8	200
Mercury/Mariner	6, 8, 9.9, 15	2 cycle		6.8	200
Mercury/Mariner	20, 25	2 cycle		8.8	260
Mercury/Mariner	30, 40	2 cycle	2 cylinder	14.9	440
Mercury/Mariner	40, 50	2 cycle	3 cylinder, std. Gearcase	14.9	440
Mercury/Mariner	60	2 cycle	Big Foot	22.5	665
Force	5	2 cycle		4.0	120
Force	9.9, 15	2 cycle		6.8	200
Force	25	2 cycle		8.8	260
Force	40, 50	2 cycle		14.9	440
Mercury/Mariner	2.5, 3.5	FourStroke		6.1	180
Mercury/Mariner	4, 5	FourStroke		6.8	200
Mercury/Mariner	8/9.9	FourStroke	MY 2004 & prior Standard gearcase	6.8	200
Mercury/Mariner	8/9.9	FourStroke	MY 2005 & newer Standard gearcase	10.8	320
Mercury/Mariner	9.9	FourStroke	MY 2004 & prior BigFoot	8.8	260
Mercury/Mariner	9.9	FourStroke	MY 2005 & newer BigFoot	12.5	370
Mercury/Mariner	15 (323cc)	FourStroke	Standard Gearcase	6.8	200
Mercury/Mariner	15 (323cc)	FourStroke	Big Foot	8.8	260
Mercury/Mariner	15 (351cc)	FourStroke		12.5	370
Mercury/Mariner	15 EFI	FourStroke	EFI	15.6	460
Mercury/Mariner	20 (351cc)	FourStroke		12.5	370
Mercury/Mariner	20 EFI	c)FourStroke	EFI	15.6	460
Mercury/Mariner	25	FourStroke	Big Foot, Carb	14.9	440
Mercury/Mariner	25	FourStroke	EFI	11.8	350
Mercury/Mariner	30	FourStroke	MY 2005 & prior Standard gearcase	14.9	440
Mercury/Mariner	30	FourStroke	MY 2006 & newer EFI	11.8	350
Mercury/Mariner	30	FourStroke	MY 2005 & prior Big Foot	22.5	665
Mercury/Mariner	40	FourStroke	3 cylinder, std. Gearcase	14.9	440
Mercury/Mariner	40	FourStroke	3 cylinder, Big Foot	22.5	665
Mercury/Mariner	40, 45, 50	FourStroke	4 cylinder, 935 cc, std. Gearcase	14.9	440
Mercury/Mariner	40, 45, 50	FourStroke	4 cylinder, 935 cc, Big Foot	22.5	655
Mercury/Mariner	40	FourStroke	4 cylinder, 996 cc, Big Foot	24.0	710
Mercury/Mariner	50, 60	FourStroke	4 cylinder, 996 cc, std. Gearcase	11.5	340

Not all parts listed are available for the European, C.I.S., Africa and Middle East Markets.
For more information, please contact your local Mercury, Mariner, MerCruiser or Quicksilver Office.

QUICKSILVER GEARCASE LUBRICANT

Brand	Model	Cycle	Model Description	Oz.	mL.
Mercury/Mariner	50, 60	FourStroke	4 cylinder, 996 cc, Big Foot	24.0	710

HIGH PERFORMANCE GEAR LUBE - SAE 90

Quicksilver High Performance Gear Lube is recommended for use in marine gear cases with marine engines above 75HP.

SAE 90 GEAR LUBE



90-8M0121960

237 ml (8 fl oz) tube
Quicksilver Branded

SAE 90 GEAR LUBE



92-858064QB1

1 L (33.8 fl oz) plastic bottle
Quicksilver Branded

SAE 90 GEAR LUBE QUART & GEAR LUBE PUMP



91-8M0050053

Gear lube pump and a one liter of Hi Performance gear lube conveniently packaged together. Use the pump to replace your gear case oil with ease. Fits all quart and liter bottles.

Gear lube pump: Fits all MerCruiser sterndrives and Mercury/Mariner outboards (except models of Japanese origin) with a .375 in-16 drain/fill screw. Adapter available

Quicksilver Branded, Clamshell Package Point of Sale Packaged.

SAE 90 GEAR LUBE



92-858065QB1

10 L (2.64 gal) plastic bottle
Quicksilver Branded

SAE 90 GEAR LUBE



92-858067QB1

60 L drum
Quicksilver Branded

SAE 90 GEAR LUBE



92-858068QB1

208 L drum
Quicksilver Branded

HIGH PERFORMANCE GEAR LUBE CAPACITY CHART

This gear lube capacity chart is limited to recent models and has been developed to aid in determining how much gearlube to have on hand when servicing a particular gearhousing. Changing and servicing of gearlube should always be performed in accordance with techniques and procedures as outlined in the appropriate service or owner manuals. The quantities shown here are to be regarded as reference only. Any variation from the quantities shown may indicate an incorrect model selection, the wrong service technique or a more serious problem. Contact your local dealer prior to running if this should occur.

For outboards 75 hp and up and all sterndrives

Mercury or Quicksilver SAE 90 High Performance Gear Lube is recommended

Brand	Model	Cycle	Model Description	Oz.	mL.
Mercury/Mariner	75, 90	2 cycle	3 cylinder	22.5	665
Mercury/Mariner	100, 115, 125	2 cycle	4 cylinder	22.5	665
Mercury/Mariner	115	2 cycle	3 cylinder Optimax	22.5	665
Mercury/Mariner	135, 150	2 cycle	2.0L	22.5	665
Mercury/Mariner	150, 175, 200	2 cycle	2.5L Carb/EFI/Optimax	22.5	665
Mercury/Mariner	200, 225, 250	2 cycle	3.0L Carb/EFI/Optimax	27.0	798
Force	75	2 cycle		12.0	355
Force	90, 120	2 cycle		22.5	655
Mercury/Mariner	75-90	FourStroke	S/N 1B366822 & below	22.5	665
Mercury/Mariner	75-90	FourStroke	S/N 1B366823 & above	24.0	710
Mercury/Mariner	115	FourStroke		24.0	710
Mercury/Mariner	135/150/175	FourStroke	Verado (RH rotation)	32.8	970
Mercury/Mariner	150 EFI	FourStroke	RH rotation	26.4	780
Mercury/Mariner	200	FourStroke	Verado (RH rotation)	32.8	970
Mercury/Mariner	225 EFI	FourStroke	Standard gearcase	39.0	1.15L
Mercury/Mariner	225/250/275/300	FourStroke	Verado (RH rotation)		
			4.8 Diameter	32.8	970
			5.44 Dia. Sportmaster	20.9	620
			5.44 Dia. HD	17.2	510
			5.44 non-HD	28.7	850
MerCruiser	Alpha One Gen II	4 cycle	without Gear lube Monitor	1.22 US Quarts	1.16L
MerCruiser	Alpha One Gen II	4 cycle	with Round Gear lube Monitor	2.0 US Quarts	1.9L
MerCruiser	Alpha One Gen II	4 cycle	with Rectangular Gear lube Monitor	1.75 US Quarts	1.66L
MerCruiser	Bravo One	4 cycle	without Gear lube Monitor	2.0 US Quarts	1.9L
MerCruiser	Bravo One	4 cycle	with Round Gear lube Monitor	3.25 US Quarts	3.07L
MerCruiser	Bravo One	4 cycle	with Rectangular Gear lube Monitor	2.75 US Quarts	2.6L
MerCruiser	Bravo Two	4 cycle	without Gear lube Monitor	2.5 US Quarts	2.4L
MerCruiser	Bravo Two	4 cycle	with Round Gear lube Monitor	3.75 US Quarts	3.55L
MerCruiser	Bravo Two	4 cycle	with Rectangular Gear lube Monitor	3.25 US Quarts	3.07L
MerCruiser	Bravo Three	4 cycle	without Gear lube Monitor	2.0 US Quarts	1.9L
MerCruiser	Bravo Three	4 cycle	with Rectangular Gear lube Monitor	3.0 US Quarts	2.84L

Brand	Model	Cycle	Model Description	Oz.	mL.
MerCruiser	Blackhawk	4 cycle	without Gear lube Monitor	1.75 US Quarts	1.66L
MerCruiser	Blackhawk	4 cycle	with Rectangular Gear lube Monitor	2.25 US Quarts	2.1L

MERCURY EXTREME PERFORMANCE GEAR LUBE

Mercury Racing Gear Lube was designed for outboard and sterndrive racing applications. This gear lube provides maximum protection against:

- Water intrusion – advanced emulsifiers protect gears if water enters the gear housing
- Wear – tackifiers and pressure additives improve oil film adhesion and protect against excessive wear
- Horsepower loss - prevents horsepower loss and won't break down when gears reach high temperatures

Recommended for use in Mercury Racing outboard gear cases including: Sport Master, Torque Master, Fleet Master, VI SSM and IV SSM and Mercury Racing sterndrive applications including Dry Sump Six, NXT6, SSM, NXT, Bravo XR, Bravo XR Sport Master drives and NXT transmission assemblies.

SAE 85W90 EXTREME PERFORMANCE GEAR OIL



92-8M0078015

Used in high-performance gearcases
Priced individually, sold @ multiples of 6
946 ml (32 oz) bottle
Mercury Branded

SAE 85W90 EXTREME PERFORMANCE GEAR OIL



92-8M0078016

Used in high-performance gearcases
Priced individually, sold @ multiples of 1
18.9 liters (5 US Gal) plastic pail
Mercury Branded

Not all parts listed are available for the European, C.I.S., Africa and Middle East Markets.
For more information, please contact your local Mercury, Mariner, MerCruiser or Quicksilver Office.

QUICKSILVER GEARCASE LUBRICANT ACCESSORIES

QUICKSILVER GEARCASE LUBRICANT ACCESSORIES

GEAR LUBE PUMP



91-8M0072133

Easily replace your lower unit oil with this pump. Fits all quart and liter bottles.
 Fits any outboard or stern drive with a 3/8"-16 drain plug. Use adapter (included) for gear cases with an M8x1.25 drain plug.
 Priced individually, sold @ multiples of 6
 Quicksilver Branded, Clamshell Package Point of Sale Packaged.

GEAR LUBE PUMP



91-850730Q 1

For all 2-1/2 US gal (10 L) plastic oil bottles. May be used with any outboard which uses a 3/8"-16 drain/fill screw.
 Fits all MerCruiser sterndrives and Mercury/Mariner Outboards except those models of Japanese origin.
 Quicksilver Branded, Clamshell Package Point of Sale Packaged.

GEAR LUBE PUMP ADAPTER



91-883704Q03

Adapts our 3/8-16 threaded quart, liter and 2-1/2 gallon gearlube pumps for filling the gearcase.
 Fits Mercury/Mariner 4/5 HP (1987 and newer), 4/5/6 HP FourStroke, 225 EFI FourStroke, MY2005 & newer 8/9.9 HP FourStroke, MY2006 & newer 25/30 EFI FourStroke, the 15/20 HP FourStroke (351cc), all Mercury/Mariner outboards of Japanese origin and all Nissan/Yamaha/Tohatsu/Honda outboards with an 8x1.25 metric threaded gear lube fill hole.
 Priced individually, sold @ multiples of 2
 Quicksilver Branded, Clamshell Package Point of Sale Packaged.

QUICKSILVER GREASES

Quicksilver Grease Product Line Simplified

Quicksilver greases have gone through a makeover. The product line has been simplified to eliminate confusion about which grease to use in what application. The line has been reduced from six types of grease to three. Below is a summary of the consolidation:

2-4-C Marine Grease – No change

Needle Bearing Assembly Grease – Now called Assembly Grease. The formula has not changed but the packaging has. Instead of 8 oz tubes, the product now comes in 1lb tubs.

Special 101 – Replaced by 2-4-C Marine Grease

U-Joint and Gimbal Bearing Lubricant – Replaced by Extreme Grease

Anti-Corrosion Grease - Replaced by Extreme Grease

Engine Coupler/Spline Grease - Replaced by Extreme Grease

MARINE GREASE

Quicksilver 2-4-C Marine Grease with PTFE is a high quality, extremely versatile lithium-based, NLGI 2 grease that won't break down when mixed with water. It also has:

- Excellent resistance to oxidation and degradation
- Extreme pressure additives to withstand friction in a wide variety of operations and temperatures

Replaces Quicksilver Special 101 Lubricant part number 92-802865Q02

For use in the following marine applications:

- Steering systems/cable linkages
- Throttle and shift cables and linkages
- Remote controls
- Prop shafts
- Swivel pins
- Tilt lock mechanisms/tilt tube
- Hinge pins
- Boat trailer wheel bearings

2-4-C MARINE LUBRICANT



92-802861Q 1

Priced individually, sold @ multiples of 10
 3 - 85 g tubes (3 - 3 oz tubes) cartridge
 Quicksilver Branded, Clamshell Package Point of Sale Packaged.

2-4-C MARINE LUBRICANT & CARTRIDGE GUN



91-74057Q 5

Cartridge gun and one 3 oz.(85 g) cartridge.
 Priced individually, sold @ multiples of 4
 Quicksilver Branded, Clamshell Package Point of Sale Packaged.

2-4-C MARINE LUBRICANT



92-8M0121966

2-4C grease with Teflon
 227 g (8 oz) tube
 Quicksilver Branded

2-4-C MARINE LUBRICANT



92-802863Q 1

Fits standard 14 oz grease guns
 Priced individually, sold @ multiples of 4
 397 g (14 oz) cartridge
 Quicksilver Branded

QUICKSILVER GREASES

MULTI-PURPOSE GREASE

Quicksilver Extreme Grease is formulated for high-temperature and high-load applications.

- Calcium sulfonate-based NLGI 2 grease
- Meets GC-LB requirements
- Excellent rust and corrosion protection
- Formulated for high-temperature and high load applications
- 100% compatible with lithium-based greases

Replaces:

- Quicksilver Engine Coupler Spline Grease part number 92-802869Q1
- Quicksilver U-Joint & Gimbal Bearing Lubricant part numbers 92-802870Q1 and 92-802871Q1
- Quicksilver Anti-Corrosion Grease part number 92-802867Q1

For use in the following applications for automobiles, light trucks, campers, marine engines, utility trailers, ATV/UTVs, motorcycles and snowmobiles:

- Steering systems/cable linkages
- Throttle and shift cables and linkages
- Drive shaft splines
- Gimbal bearings
- U-Joints
- Suspension systems
- Chassis
- Ball joints
- Disc brakes and ABS applications
- Trailer wheel bearings

See the Non-Marine Application Grease Chart for more information.

EXTREME GREASE



92-8M0071837

Priced individually, sold @ multiples of 10

85 g (3 oz) 3-pack cartridges

Quicksilver Branded, Peg Display Product Point of Sale Packaged.

EXTREME GREASE



92-8M0071838

For use in the following applications:

- *Steering systems/cable linkages and linkages
- *Drive shaft splines
- *Gimbal bearings
- *U-joints
- *Suspension systems
- *Chassis
- *Ball joints
- *disc brakes and ABS applications
- *Trailer wheel bearings

Priced individually, sold @ multiples of 6

227 g (8 oz) tube

Quicksilver Branded

EXTREME GREASE



92-8M0071841

Formulated for high-temperature and high-load applications

Priced individually, sold @ multiples of 4

397 g (14 oz) cartridge

Quicksilver Branded

ENGINE ASSEMBLY GREASE

ASSEMBLY GREASE



92-8M0071836

Use to protect newly repaired or rebuilt engines. Will not contaminate engine lubricants and dissolves completely after initial engine startup.

Recommended for engine components that are susceptible to wear at startup such as:

- * Bearings
- * Camshaft lobes
- * Lifters
- * Rocker arms
- * Wrist pins

For use in the assembly and repair of two and four stroke engines.

Priced individually, sold @ multiples of 4

454 g (16 oz)

Quicksilver Branded

Non-Marine Application Grease Chart

This chart is a general maintenance guide for applying Extreme Grease in non-marine applications. Maintenance schedules for specific equipment and models are included in your owner's manual and should be followed as such.

Application	ATV/UTV/Motorcycle	Snowmobile	Auto
Steering systems/ cable, linkages	X	X	X
Throttle and shift cables and linkages	X	X	X
Drive shaft splines (engine couplers)			X
U Joint	X		X
Suspension systems	X	X	X
Chassis	X		X
Ball joints			X
Disc brakes and ABS apps	X	X	X

GREASE APPLICATION CHARTS

Marine Application Grease Chart

This chart is a general maintenance guide for applying either 2-4-C Marine Grease or Extreme Grease in marine applications. Maintenance schedules for specific models are included in each engine owner's manual and should be followed as such.

	Outboards	Stern drives	Freshwater Lubrication Intervals	Saltwater Lubrication Intervals
Steering systems/ cable, linkages	2-4-C	2-4-C	100 hrs./ at least once a year	50 hrs./at least once a year
Throttle and shift cables and linkages	2-4-C	2-4-C	100 hrs.	50 hrs.
Remote controls	2-4-C	2-4-C	100 hrs./or once a year	50 hrs./or once a year
Prop shaft	2-4-C	2-4-C	100 hrs./120 days	50 hrs./60 days
Swivel pins	2-4-C	2-4-C	100 hrs./120 days	50 hrs./60 days
Tilt lock mechanism/tilt tube	2-4-C		100 days	50 days
Hinge pins		2-4-C	100 hrs./or once a year	50 hrs./or once a year
Drive shaft splines (engine couplers)	Extreme	Extreme	100 hrs./or once a year	50 hrs./or once a year
Gimbal bearings		Extreme	100 hrs./or once a year	50 hrs./or once a year
U-Joint (1)		Extreme	100 hrs./or once a year	50 hrs./or once a year

(1) 1993 and newer Alpha One models have a Perma-lube U-joint which requires no lubrication.

QUICKSILVER PAINTS AND FINISH

FORCE COLORS

FORCE BLACK PAINT



92-802878Q32

Priced individually, sold @ multiples of 6
340 g (12 oz) spray can
Quicksilver Branded

GRAPHITE GRAY PAINT



92-802878Q30

For all Force and Tracker outboards with dark gray hoods (1997 and older)
Priced individually, sold @ multiples of 6
340 g (12 oz) spray can
Quicksilver Branded

MARINER COLORS

MARINER GRAY PAINT



92-802878Q16

For all 1984 and older Mariner outboards.
Priced individually, sold @ multiples of 6
340 g (12 oz) spray can
Quicksilver Branded

MARINER LIGHT GRAY PAINT



92-802878Q14

For 1985 and newer Mariner outboards (except 1994 and newer top cowls, 1994 and newer lower cowls on 8/9.9/15, 75 hp and larger models and 1997 3.0L Offshore models) also for Tracker outboards with silver hoods.
Priced individually, sold @ multiples of 6
340 g (12 oz) spray can
Quicksilver Branded

MARINER NICKEL GRAY PAINT



92-802878Q10

For Mariner outboard lower cowls on 8/9.9/15, 75 hp and larger models - 1994 and newer (except 1997 3.0L Offshore models) and Tracker outboards with silver hoods.
Priced individually, sold @ multiples of 6
340 g (12 oz) spray can
Quicksilver Branded

MARINER SILVER PAINT



92-802878Q12

For Mariner outboard top cowls - 1994 and newer (except 1997 3.0L Offshore models) and Tracker outboards with silver hoods.
Priced individually, sold @ multiples of 6
340 g (12 oz) spray can
Quicksilver Branded

MERCURY COLORS

CAMOUFLAGE TAN PAINT



92-802878Q39

Special low-gloss paint to match the Advantage MAX-4 HD® graphics on the Mercury FLYWAY outboards.
Recommended for use on Mercury FLYWAY 25 EFI outboards
Priced individually, sold @ multiples of 6
340 g (12 oz) spray can
Quicksilver Branded

PHANTOM BLACK



92-8M0133921

Paint pen for touch-up in Phantom Black. For all Mercury outboards and MCM/MIE engines and drives.
18 mL paint pen
Mercury Branded

VERADO SILVER



92-8M0132061

Authentic silver paint for Mercury and Mariner outboards. Fast drying and high gloss.
340 g (12 oz) can
Mercury Branded

VERADO SILVER



92-802878Q21

Priced individually, sold @ multiples of 6
18 mL (.6 fl oz) bottle with applicator brush
Quicksilver Branded, Box Point of Sale Packaged.

WARM FUSION PAINT



92-8M0094987

Authentic white paint for Mercury Outboards.
Priced individually, sold @ multiples of 6
340 g (12 oz) spray can
Mercury Branded

COLD FUSION PAINT



92-8M0094988

Authentic white paint for Mercury Outboards.
Priced individually, sold @ multiples of 6
340 g (12 oz) spray can
Mercury Branded

QUICKSILVER PAINTS AND FINISH

PROPELLER PAINT

EDP PROPELLER BLACK PAINT



92-802878Q50

Priced individually, sold @ multiples of 6
340 g (12 oz) spray can
Quicksilver Branded

PHANTOM BLACK PAINT



92-802878Q 1

For all Mercury outboards and MCM/MIE engines and drives.
Priced individually, sold @ multiples of 6
340 g (12 oz) spray can
Quicksilver Branded

SURFACE PREPARATION AND FINISH

LIGHT GRAY PRIMER



92-802878Q52

Priced individually, sold @ multiples of 6
340 g (12 oz) spray can
Quicksilver Branded

CLEAR COAT



92-802878Q53

For cowls on Mercury, Mariner and Force outboards.
Priced individually, sold @ multiples of 6
340 g (12 oz) spray can
Quicksilver Branded

LEVELER



92-802878Q54

Used to smooth the finish of painted objects.
Priced individually, sold @ multiples of 6
340 g (12 oz) spray can
Quicksilver Branded

COWL FINISH COMPOUND



92-859026K 1

Removes minor scratches while providing a high gloss finish
For all Mercury and Mariner cowls
Priced individually, sold @ multiples of 6
250 mL (8.4 oz) bottle
Mercury Branded

QUICKSILVER STEERING FLUID

POWER TRIM AND STEERING FLUID



92-858074QB1

A universal hydraulic fluid designed to mix with all hydraulic fluids, protect seals and hoses, and prevent foaming, oxidation and corrosion.
Recommended for all outboard and sterndrive applications except electric power steering systems (use Synthetic Power Steering Fluid SAE 0W30) and non-power hydraulic steering systems (use Hydraulic Helm Steering Fluid)

Recommended for all applications that require a Type F Transmission Fluid
237 ml (8 fl oz) plastic bottle
Quicksilver Branded

POWER TRIM AND STEERING FLUID



92-858075QB1

A universal hydraulic fluid designed to mix with all hydraulic fluids, protect seals and hoses, and prevent foaming, oxidation and corrosion.
Recommended for all outboard and sterndrive applications except electric power steering systems (use Synthetic Power Steering Fluid SAE 0W30) and non-power hydraulic steering systems (use Hydraulic Helm Steering Fluid)

Recommended for all applications that require a Type F Transmission Fluid
946 ml (32 fl oz) plastic bottle
Quicksilver Branded

HYDRAULIC HELM STEERING FLUID



92-858078QB1

For use in MCM compact hydraulic helm steering systems.
Also used on Mercury Hydraulic Steering - Verado 135-175 and bolt-on steering system.
1 L (33.8 fl oz) plastic bottle
Quicksilver Branded

SYNTHETIC POWER STEERING FLUID SAE 0W-30



92-858076K01

Recommended for electric power steering systems such as Verado.
Recommended for transmission and steering and actuator systems for Zeus drives
Priced individually, sold @ multiples of 12
236 ml (8 fl oz) plastic bottle
Mercury Branded

SYNTHETIC POWER STEERING FLUID SAE 0W-30



92-858077K01

Recommended for electric power steering systems such as Verado, JPO and Axius Gen 1 only. Recommended for transmission and steering and actuator systems for Zeus drives
Priced individually, sold @ multiples of 6
946 ml (32 fl oz) plastic bottle
Mercury Branded

SHOP PRODUCTS FOR ENGINE ASSEMBLY AND MAINTENANCE

SHOP PRODUCTS FOR ENGINE ASSEMBLY AND MAINTENANCE

ADHESIVES AND SEALANTS

PERFECT SEAL SEALING COMPOUND



92-34227Q02

Used in general sealant applications.
473 ml (16 fl oz) can
Quicksilver Branded

HEAT TRANSFER COMPOUND



92-8M0119689

Helps transfer heat from the electric fuel pump to the mounting plate and cooler on all MCM cool fuel systems, also helps transfer heat from ignition modules to the distributor bodies.
9.5 g (.33 oz) tube

BELLOWS ADHESIVE



92-86166Q 1

Securely seals universal and exhaust bellows.
For all MCM sterndrives.
42.5 g (1.5 oz) tube
Quicksilver Branded, Box Point of Sale Packaged.

LUBRICANTS

SILICONE DIELECTRIC COMPOUND



92-823506 1

Protects and displaces moisture from spark plug boots, coils, and electrical switches.
227 g (8 oz) tube
Quicksilver Branded

SPECIALTY

FUEL INJECTION PRO INJECT-R CLEANER



92-8M0062765

This fluid restores injectors to their original spray pattern, helps prevent recurring problems, and reduces intake and port deposits. Used in canister-type cleaning devices.

Note: Not for use as a fuel additive; do not pour into fuel tank.

For professional use only. Use in Mercury pressurized injector cleaner tool 91-898263A01. Consult Instruction sheet (comes with tool) 90-898266 for proper use.

Priced individually, sold @ multiples of 12
473 mL (16 fl oz) can

FUEL INJECTION CLEANER TOOL



91-898263A01

- Connects directly to your shop air supply. When used with recommended solvent, will clean injectors more effectively than aerosol methods.
- Includes gauge, hose, instructions, and Tools & Techniques manual.

SHOP TOOLS AND ACCESSORIES

SHOP TOOLS AND ACCESSORIES

DISPLAYS

QUICKSILVER OIL AND LUBE DISPLAY STAND



93-8M0096340

Quicksilver oils & lubes display stand. Is rolling on 4 wheels and with brake function. Robust metal construction with 5 trays. Large Quicksilver branded panels on top and sides. Dimensions: Height 1.700mm, Width 600mm, Depth 432mm. Weight 38kg. Colour: Black RAL 9005. Easy construction. Construction manual and label holders for trays included. Quicksilver Branded

BARREL PUMP

BARREL PUMP



91-850438 1

Professional barrel pump with non-drip spout, 360 degree swivel handle and telescopic tube. Delivers approximately 10 oz. per stroke, equipped with standard 2" bung assembly.

Adjusts to fit 15 to 55 gallon drums.

BARREL PUMP



91-878373

Heavy duty barrel pump of rugged die cast and steel assembly, standard 2" bung assembly and discharge spout threads which can fit a garden hose fitting. Long lasting Buna-N seals for superior suction.

Telescoping pick-up tube accommodates varying barrel sizes.

BARREL PUMP



91-878375

Aluminum rotary hand pump includes bung adapter, 4 ft. polyethylene discharge hose and two piece steel suction pipe.

For use with gasoline, diesel and similar light petroleum products including 2 and 4 cycle oils.

CRANKCASE OIL PUMP AND ADAPTER

OIL DRAIN PUMP



802889Q 1

8/9.9 4-stroke outboards require additional adapter 828369 Fits all MCM/MIE engines with threaded fitting on dipstick tube, and Mercury/Mariner 8/9.9 FourStroke outboards MY2004 and prior. Quicksilver Branded, Hanging Box Point of Sale Packaged.

CRANKCASE OIL PUMP



802889A 1

8/9.9 4-stroke outboards require additional adapter 828369 Fits all MCM/MIE engines with threaded fitting on dipstick tube, and Mercury/Mariner 8/9.9 (4-stroke) outboards. Mercury Branded, Hanging Box Point of Sale Packaged.

SHOP TOOLS AND ACCESSORIES

OIL PUMP EXTRACTION TUBE



32-859717A 2

.375 in O.D. tube, 19.5 in. long
Connects to the crankcase oil pump for use on the Zeus drive and various Mercury/Mariner FourStroke outboards.

ADAPTER



828369

Adapts the standard threaded style MerCruiser crankcase pump for use on the Mercury/Mariner 8/9.9 hp. FourStroke outboards (MY2004 & prior) and the 15hp. FourStroke outboard (323cc).

OIL PUMP ADAPTER HOSE



32-863642

Fits MCM/MIE D1.7L DTI diesel engines.

GREASE GUNS

GREASE GUN



91-37299Q 2

Pistol grip gun. Aids in the lubrication of key areas on the drive and transom. Allows easy access to grease fittings.
For use with 8 oz.(227 g) tubes.
Priced individually, sold @ multiples of 4
Quicksilver Branded, Clamshell Package Point of Sale Packaged.

GREASE GUN



91-30500

Plunger type gun
for use with 8 oz.(227 g) tubes

GREASE GUN



91-74057Q 6

for 3 oz.(85 g) cartridges
Quicksilver Branded, Clamshell Package Point of Sale Packaged.

OIL FILTER WRENCHES

OIL FILTER WRENCH



91-802653Q02

This is a formed metal tool for strength and durability.
Fits replaceable screw-on type canister oil filters wherever found on current Mercury/Mariner FourStroke outboards 9.9 thru 60 hp., the 75-115 hp. s/n 1B366822 & below, and the 75-115 hp. s/n 2B094996 and above..
Priced individually, sold @ multiples of 2
Quicksilver Branded, Clamshell Package Point of Sale Packaged.

OIL FILTER WRENCH



91-889277

Made of metal. Requires a 3/8" drive.
Fits the Quicksilver 35-822626Q15 screw-on type canister oil filter found on the V-225 hp. FourStroke outboard and the new 877767__ & 877769__ series filters for the 135-300 Verado.

OIL FILTER WRENCH



91-889277002

Made of metal. Requires a 3/8" drive.
Fits the Mercury 35-822626T 7 screw-on type canister oil filter found on the V-225 hp. FourStroke outboard.

OIL FILTER WRENCH



91-889277Q01

Metal wrench, requires a 3/8 in. drive ratchet.
Fits the (877761__) oil filter found on the 75-115 EFI FourStroke outboard (serial number 1B366823-2B094995) and the 150 hp. EFI FourStroke outboard.
Quicksilver Branded, Clamshell Package Point of Sale Packaged.

OIL FILTER WRENCH



91-889277Q03

Metal wrench, requires a .375 in. drive ratchet.
Removes the 896546__ series and 883701__ series production oil filters found on the early Verado 135-275 hp. FourStroke outboards.
Quicksilver Branded, Clamshell Package Point of Sale Packaged.

OIL DRIP TRAY



8M0052100

After the oil reservoir has been properly drained, this tray when in place will help to prevent oil from dripping into the lower cowl when removing the side mounted engine filters listed in the application.

Fits the F25/30hp. EFI FourStroke Outboards and the F40-60hp. FourStroke outboards.

TABLE OF CONTENTS

Quick Reference Guide-Outboard 310
 Quick Reference FourStroke Charts 318
 Quick Reference TwoStroke Charts 310

Quick Reference Guide-MerCruiser 352
 Quick Reference MerCruiser Charts- Gas
 Models 352

QUICK REFERENCE GUIDE-OUTBOARD

QUICK REFERENCE GUIDE-OUTBOARD

QUICK REFERENCE TWOSTROKE CHARTS

75-90-115 Optimax 1B227000 & above

Description		Part Number	Page
Controls			
Side Mount - MSC 4000 Series - Electric w/trim	15 ft. (4.6 m) harness	8M0083666	
	20 ft. (6.1 m) harness	8M0083667	
Dual Engine Remote Control Kit	(for side mount control stacking)	16909A 2	486
Panel Mount (with trim) - MPC 4000 Series (Gen II)	Finger Release - Black Handle	8M0011213	479
	Finger Release - Chrome Handle	8M0030550	479
	Lock Bar	883710A02	480
Console Mount (single eng. with trim) - Commander		88688A25	487
Console Mount (single eng. with trim) - MCC 4500	Gen II	8M0059686	481
Console Mount (dual eng. with trim) - Commander	Twin trim switches in handle	88688A22	487
Console Mount (dual eng. with trim) - MCC 4500	(Gen II) - single trim switch in handle	8M0075245	482
Throttle/Shift Cables (two per engine) - (Gen I)	(Premium Series)	897977A03	thru 897977A50
Throttle/Shift Cables (two per engine) - (Gen II)	(Premium Series)	897978A03	thru 897978A50
Instrumentation			
All Models Max WOT Range = 5,000-5,750 RPM's			
Tachometer - 8000 RPM - Flagship	Black Face	79-895283A06	429
	White Face	79-895283A26	434
Tachometer - 8000 RPM - Admiral	Black Face	79-895283Q06	443
	White Face	79-895283Q26	451
Tachometer - 7000 RPM - Flagship	Black Face	79-895283A05	429
	White Face	79-895283A25	434
Tachometer - 7000 RPM - Admiral	Black Face	79-895283Q05	442
	White Face	79-895283Q25	450
Tachometer - 6000 RPM - Flagship	Black Face	79-895283A03	429
	White Face	79-895283A23	434
Tachometer - 6000 RPM - Admiral	Black Face	79-895283Q03	442
	White Face	79-895283Q23	450
Tachometer Harness - Analog	5 ft. length x 14 pin	84-892990T01	571
	10 ft. length x 14 pin	84-892990T10	571
	15 ft. length x 14 pin	84-892990T15	571
Speedometer - 65 MPH - Flagship	Black Face	79-895285A03	430
	White Face	79-895285A23	434
Speedometer - 65 MPH - Admiral	Black Face	79-895285Q03	443
	White Face	79-895285Q23	451

QUICK REFERENCE GUIDE-OUTBOARD

QUICK REFERENCE GUIDE-OUTBOARD

Description		Part Number	Page
Battery Meter - Flagship	Black Face	79-895286A01	431
	White Face	79-895286A21	435
Battery Meter - Admiral	Black Face	79-895286Q01	444
	White Face	79-895286Q21	452
Fuel Gauge - Flagship	Black Face	79-895291A01	432
	White Face	79-895291A21	437
Fuel Gauge - Admiral	Black Face	79-895291Q01	445
	White Face	79-895291Q21	453
Cruiselog (hour meter) - Flagship	Black Face	79-895295A01	433
	White Face	79-895295A21	438
Cruiselog (hour meter) - Admiral	Black Face	79-895295Q01	446
	White Face	79-895295Q21	454
Power Trim - Flagship - Analog	Black Face	79-895292A01	433
	White Face	79-895292A21	437
Power Trim - Admiral - Analog	Black Face	79-895292Q01	446
	White Face	79-895292Q21	454
Power Trim Sender Kit		8M0098264	464
Water Pressure Gauge - 15 PSI - Flagship	Black Face - Analog - (requires hose kit)	79-895288A01	431
	White Face - Analog - (requires hose kit)	79-895288A21	436
Water Pressure Gauge - 15 PSI - Admiral	Black Face - Analog - (requires hose kit)	79-895288Q01	444
	White Face - Analog - (requires hose kit)	79-895288Q21	452
Water Pressure Gauge Hose Kit	(required for analog gauge use)	32-892156A01	461
Service Monitor	Apply 3 wraps for proper operation	79-8M0050399	468
	Electrical		
Ignition/Choke Assembly - 11 ft. (3.35 m) harness		84-896537K11	586
Ignition/Choke Assembly - 15 ft. (4.6 m) harness		84-896537K15	586
Ignition/Choke Assembly - 20 ft. (6.1 m) harness		84-896537K20	587
Ignition/Choke Assembly - 25 ft. (7.62 m) harness		84-896537K24	587
Ignition/Choke Assembly - 30 ft. (9.14 m) harness		84-896537K29	587
Power Trim Switch Kit - 10 ft. (3.0 m)	Transom Mounted	87- 18286A18	29, 613
Power Trim Switch Kit - 25 ft. (7.6 m)	Transom Mounted	87- 18286A19	613
Lanyard Stop Switch, single outboard	Flush mounted	87- 19674A07	596
	Chrome bezel mounted	87- 19674A08	596
Lanyard Stop Switch, dual outboards	Flush mounted	87- 19674A12	596
	Chrome bezel mounted	87- 19674A13	596
	Fuel Line Assemblies, Tanks & Hardware (Low Permeation hoses shown below)		
Fuel Filter	Located on VST	35-8M0122423	256
Fuel Line 9 ft. (2.74m) - (US-EPA)	5/16 ID - Primer Bulb - No Ends	32-8M0061899	

QUICK REFERENCE GUIDE-OUTBOARD

Description		Part Number	Page
Fuel Line 12 ft. (3.7m) - Q/S - (US-EPA)	5/16 ID - Primer Bulb - No Ends	32-8M0061887	
Fuel Line 12 ft. (3.7m) - MPP - (US-EPA)	5/16 ID - Primer Bulb - No Ends	32-8M0061896	
Fuel Line 9 ft. (2.74m) - (non-EPA)	5/16 ID - Primer Bulb - No Ends	32-8M8026967	75
Fuel Line 12 ft. (3.7m) - Q/S - (non-EPA)	5/16 ID - Primer Bulb - No Ends	32-8M0054326	75
Fuel Line 12 ft. (3.7m) - MPP - (non-EPA)	5/16 ID - Primer Bulb - No Ends	32-8M0054331	
Bulk Fuel Line - (low permeation)			
	5/16 ID - no bulb or ends - 100 ft.	32-8M0038500	75
	3/8 ID - no bulb or ends - 100 ft.	32-8M0038563	75
Fuel Line Connector			
	3/8 to 5/16	22-8M0001721	79
Primer Bulb - MPP (US-EPA)			
	Used with 5/16 or 3/8 ID fuel lines	8M0061876	
Primer Bulb - QS (US-EPA)			
	Used with 5/16 or 3/8 ID fuel lines	8M0061875	
Primer Bulb - MPP (non-EPA)			
	Used with 5/16 or 3/8 ID fuel lines	8M0054314	
Primer Bulb - QS (non-EPA)			
	Used with 5/16 or 3/8 ID fuel lines	8M0054313	75
Fuel Tank (US-EPA) 6.6 gal. Box Style			
	US-EPA 2011 Compliant	1200-8M0054600	
Fuel Tank (US-EPA) 6.6 gal. - Suitcase Style			
	US-EPA 2011 Compliant	1200-8M0045691	
Fuel Tank (non-US) 6.6 gal. (25 L) - Plastic Box Style			
	Quick connect fuel line connection/integral gauge	1200-8M0083451	72
Fuel Tank (non-US) 6.6 gal. - Plastic Suitcase Style			
	Quick connect fuel line connection/integral gauge	1200-8M0083452	72
Miscellaneous Accessories			
Remote Oil Tank Kit			
		1257- 8742A25	90, 418
Tilt Limit Switch Kit			
	Analog device	899625K02	611
	Digital device	899625K04	612
Coastal Flushing Kit			
	(allows engine flushing while in water)	858566A02	71
Tiller Handle Kit - Traditional			
		896648A09	47
Big Tiller			
	Mechanical Non-Power Steering Version	8M0093581	48, 627
Big Tiller			
	Mechanical Power Steering Version	8M0134607	48, 626
Big Tiller throttle/shift cable kit			
	Required for either version	8M0082352	49
Big Tiller Auxiliary Light			
	Optional	897978T02	50, 628
RPM Adjuster			
	Optional	87-8M0083437	49, 614
Flushing Attachment - allows running engine - Q/S			
	(not for use with Jet 65)	44357Q 2	209
Flushing Attachment - allows running engine - MPP			
	(not for use with Jet 65)	44357T 2	
Steering			
Ride Guide Attaching Kit - 75/90			
	Single Engine - Single Cable	92876A12	670
	Single Engine - Two Cable	92876A 8	673
	Dual Engine - Two Cable	92876A 9	673
Hydraulic Steering - Optional			
Hydraulic Helms			
	Standard 1.4L Helm w/fluid & mtg. hdwe.	8M0050098	645
	Tilt Helm w/fluid & mtg. hdwe.	8M0050099	645
Remote Fill Kit			
	Use with Tilt Helm Kit	64-889934A05	648

QUICK REFERENCE GUIDE-OUTBOARD

Description	Part Number	Page
Hydraulic Hoses	Cylinder to helm 32-8M0053474 thru 8M0053491	647
Hydraulic Cylinder - Standard Rotation	Single engines 8M0054993	

V-6 Optimax (Non DTS) 1B227000 & above

Description	Part Number	Page
V-6 Optimax SmartCraft Rigging Kits		
Single Engine Data Kit with Oil Sender	System Monitor or VesselView not included (will accommodate System Tach/Speed) (will accommodate System Link gauges) (requires 84-896537_ Series Harness)	8M0056277 417
Dual Engine Data Kit with Oil Sender	System Monitor or VesselView not included (will accommodate System Tach/Speed) (will accommodate System Link gauges) (requires 84-896537_ Series Harness)	8M0056279 418
Controls		
Side Mount - MSC 4000 Series - Electric w/trim	15 ft. (4.6 m) harness	8M0083666
	20 ft. (6.1 m) harness	8M0083667
Dual Engine Remote Control Kit	(for side mount control stacking)	16909A 2 486
Panel Mount (with trim) - MPC 4000 Series (Gen II)	Finger Release - Black Handle	8M0011213 479
	Finger Release - Chrome Handle	8M0030550 479
	Lock Bar	883710A02 480
Console Mount (single eng. with trim) - Commander		88688A25 487
Console Mount (single eng. with trim) - MCC 4500	Gen II	8M0059686 481
Console Mount (dual eng. with trim) - Commander	Twin trim switches in handle	88688A22 487
Console Mount (dual eng. with trim) - MCC 4500	(Gen II) - single trim switch in handle	8M0075245 482
Throttle/Shift Cables (two per engine) - (Gen I)	(Premium Series)	897977A03 thru 897977A50
Throttle/Shift Cables (two per engine) - (Gen II)	(Premium Series)	897978A03 thru 897978A50
Instrumentation - Analog Gauges		
135 HP. Max WOT Range = 5,000-5,600 RPM's		
150/175 HP. Max WOT Range = 5,250-5,750 RPM's		
200/225 HP. Max WOT Range = 5,000-5,750 RPM's		
250 HP. Max WOT Range = 5,500-6,000 RPM's		
Service Monitor	Apply 3 wraps for proper operation	79-8M0050399 468
Tachometer - 8000 RPM - Flagship	Black Face	79-895283A06 429
	White Face	79-895283A26 434
Tachometer - 8000 RPM - Admiral	Black Face	79-895283Q06 443
	White Face	79-895283Q26 451

QUICK REFERENCE GUIDE-OUTBOARD

Description		Part Number	Page
Tachometer - 7000 RPM - Flagship	Black Face	79-895283A05	429
	White Face	79-895283A25	434
Tachometer - 7000 RPM - Admiral	Black Face	79-895283Q05	442
	White Face	79-895283Q25	450
Tachometer - 6000 RPM - Flagship	Black Face	79-895283A03	429
	White Face	79-895283A23	434
Tachometer - 6000 RPM - Admiral	Black Face	79-895283Q03	442
	White Face	79-895283Q23	450
Tachometer Harness - Analog	5 ft. length x 14 pin	84-892990T01	571
	10 ft. length x 14 pin	84-892990T10	571
	15 ft. length x 14 pin	84-892990T15	571
Speedometer - 80 MPH - Flagship	Black Face	79-895285A04	430
	White Face	79-895285A24	434
Speedometer - 80 MPH - Admiral	Black Face	79-895285Q04	443
	White Face	79-895285Q24	451
Speedometer - 65 MPH - Flagship	Black Face	79-895285A03	430
	White Face	79-895285A23	434
Speedometer - 65 MPH - Admiral	Black Face	79-895285Q03	443
	White Face	79-895285Q23	451
Battery Meter - Flagship	Black Face	79-895286A01	431
	White Face	79-895286A21	435
Battery Meter - Admiral	Black Face	79-895286Q01	444
	White Face	79-895286Q21	452
Fuel Gauge - Flagship	Black Face	79-895291A01	432
	White Face	79-895291A21	437
Fuel Gauge - Admiral	Black Face	79-895291Q01	445
	White Face	79-895291Q21	453
Cruiselog (hour meter) - Flagship	Black Face	79-895295A01	433
	White Face	79-895295A21	438
Cruiselog (hour meter) - Admiral	Black Face	79-895295Q01	446
	White Face	79-895295Q21	454
Power Trim - Flagship - Analog	Black Face	79-895292A01	433
	White Face	79-895292A21	437
Power Trim - Admiral - Analog	Black Face	79-895292Q01	446
	White Face	79-895292Q21	454
Water Pressure Gauge - 30 PSI - Flagship	Black Face	79-895288A03	431
	White Face	79-895288A23	436
Water Pressure Gauge - 30 PSI - Admiral	Black Face	79-895288Q03	445
	White Face	79-895288Q23	453
Water Temperature Gauge (100-240 deg. F) - Flagship	Black Face	79-895287A01	431
	White Face	79-895287A21	435
Water Temperature Gauge (100-240 deg. F) - Admiral	Black Face	79-895287Q01	444
	White Face	79-895287Q21	452

QUICK REFERENCE GUIDE-OUTBOARD

QUICK REFERENCE GUIDE-OUTBOARD

Description		Part Number	Page
Dual Engine Synchronizer - Flagship	Black Face	79-895294A01	432
	White Face	79-895294A21	437
Dual Engine Synchronizer - Admiral	Black Face	79-895294Q01	446
	White Face	79-895294Q21	454
Oil Level (for tanks w/quick connect)	Flagship - Black Face	79-895290A01	432
	Flagship - White Face	79-895290A21	437
	Admiral - Black Face	79-895290Q01	445
Oil Level (for tanks w/o quick connect)	Admiral - White Face	879346A58	
(Verify engine for suitability of product.)	Instrumentation - SmartCraft Gauges		
SC1000 System Monitor - Front Mount	Rectangular	79-879896K21	403
SC1000 System Monitor - Rear Mount	Rectangular	79-879896K19	403
SC1000 System Monitor - Front Mount	Round - Black	79-892219K19	402
	Round - White	79-892219K20	402
MercMonitor - NMEA 2000	Gateway Level 1 ECO Screen	79-8M0100793	
	Gateway Level 2 SmartTow RPM, ECO Screen	79-8M0100794	
	Gateway Level 3 SmartTow Pro, ECO Screen	79-8M0100797	
	Gateway Level 3 SmartTow Pro w/GPS puck, ECO Screen	79-8M0100795	
	ECO Screen only	79-8M0119406	402
SC1000 Black - Glass Lens	Bezels must be ordered separately.		
	Glass Lens 7,000 Tach	79-8M0101099	
	Glass Lens, Single Engine Kit	79-8M0101096	
	Glass Lens, Dual Engine Kit	79-8M0101095	
SC1000 White - Glass Lens	Bezels must be ordered separately.		
	Glass Lens 7,000 Tach	79-8M0101097	
	Glass Lens, Single Engine Kit	79-8M0101088	
	Glass Lens, Dual Engine kit	79-8M0101089	
SC1000 Gray - Glass Lens	Bezels must be ordered separately.		
	Glass Lens 7,000 Tach	79-8M0101102	
	Glass Lens, Single Engine Kit	79-8M0101104	
	Glass Lens, Dual Engine kit	79-8M0101105	
VesselView Mobile		84-8M0115080	377
VesselView403		8M0124498	374
VesselView502 Single Engine		8M0110643	374
VesselView502 Multi Engine		8M0110646	374
VesselView703 Single Engine		8M0124495	374
VesselView703 Multi Engine		8M0124496	374
VesselView903 Single Engine		8M0129543	373
VesselView903 Multi Engine		8M0129545	373
	Electrical		
Ignition/Choke Assembly - 2 ft. (609 mm) harness		84-896537K02	586

QUICK REFERENCE GUIDE-OUTBOARD

Description		Part Number	Page
Ignition/Choke Assembly - 8 ft. (2.44 m) harness		84-896537K08	586
Ignition/Choke Assembly - 11 ft. (3.35 m) harness		84-896537K11	586
Ignition/Choke Assembly - 15 ft. (4.6 m) harness		84-896537K15	586
Ignition/Choke Assembly - 20 ft. (6.1 m) harness		84-896537K20	587
Ignition/Choke Assembly - 25 ft. (7.62 m) harness	Single harness	84-896537K24	587
Ignition/Choke Assembly - 25 ft. (7.62 m) harnesses	Two harnesses	84-896537K25	587
Ignition/Choke Assembly - 30 ft. (9.14 m) harness	Single harness	84-896537K29	587
Ignition/Choke Assembly - 30 ft. (9.14 m) harnesses	Two harnesses	84-896537K30	587
Lanyard Stop Switch			
Lanyard Stop Switch, single engine	Flush mounted	87-19674A07	596
	Chrome bezel mounted	87-19674A08	596
Lanyard Stop Switch, dual engine	Flush mounted	87-19674A12	596
	Chrome bezel mounted	87-19674A13	596
Lanyard Stop Switch, triple or quad	Flush mounted	87-19674A14	
	Chrome bezel mounted	87-19674A15	598
Diode Assembly - dual engine			
	(required to use a single lanyard)	84-898289A72	597
Fuel Line Assemblies, Tanks & Hardware (new Low Permeation hoses shown below)			
Water Separating Fuel Filter - canister style	Located on 3.0L EFI and all 2.5L	35-18458Q 4	246
Fuel Filter - Element Style	Located on 3.0L DFI and DTS	35-8M0122423	256
Fuel Line Assemblies			
Fuel Line 9 ft. (2.74m) - (US-EPA)	5/16 ID - Primer Bulb - No Ends	32-8M0061899	
Fuel Line 12 ft. (3.7m) - Q/S - (US-EPA)	5/16 ID - Primer Bulb - No Ends	32-8M0061887	
Fuel Line 12 ft. (3.7m) - MPP - (US-EPA)	5/16 ID - Primer Bulb - No Ends	32-8M0061896	
Fuel Line 9 ft. (2.74m) - (non-EPA)	5/16 ID - Primer Bulb - No Ends	32-8M8026967	75
Fuel Line 12 ft. (3.7m) - Q/S - (non-EPA)	5/16 ID - Primer Bulb - No Ends	32-8M0054326	75
Fuel Line 12 ft. (3.7m) - MPP - (non-EPA)	5/16 ID - Primer Bulb - No Ends	32-8M0054331	
Bulk Fuel Line - (low permeation)			
	5/16 ID - no bulb or ends - 100 ft.	32-8M0038500	75
	3/8 ID - no bulb or ends - 100 ft.	32-8M0038563	75
Fuel Line Connector	3/8 to 5/16	22-8M0001721	79
Primer Bulb - MPP (US-EPA)	Used with 5/16 or 3/8 ID fuel lines	8M0061876	
Primer Bulb - QS (US-EPA)	Used with 5/16 or 3/8 ID fuel lines	8M0061875	
Primer Bulb - MPP (non-EPA)	Used with 5/16 or 3/8 ID fuel lines	8M0054314	
Primer Bulb - QS (non-EPA)	Used with 5/16 or 3/8 ID fuel lines	8M0054313	75
Fuel Tank			
Fuel Tank (US-EPA) 6.6 gal. Box Style	US-EPA 2011 Compliant	1200-8M0054600	
Fuel Tank (US-EPA) 6.6 gal. Suitcase Style	US-EPA 2011 Compliant	1200-8M0045691	
Fuel Tank (non-US) 6.6 gal. (25 L) - Plastic Box Style	Quick connect fuel line connection/integral gauge	1200-8M0083451	72
Fuel Tank (non-US) 6.6 gal. - Plastic Suitcase Style	Quick connect fuel line connection/integral gauge	1200-8M0083452	72
Miscellaneous Accessories			
Oil Tank Extension Kit	(includes 30 ft. of double oil hose)	41729A 3	92
Oil Tank Hold Down Kit			
	For optional 1.8 gallon tank	824954A 1	91
	For 3 gallon tank - floor or wall mount	12335A 1	91
	For 3 gallon tank - floor mount only	884481A 1	91
Optional Oil Tank System	1.8 gallon (6.8 L)	15943A 1	91

QUICK REFERENCE GUIDE-OUTBOARD

Description		Part Number	Page
Deck Oil Fill	Straight filler neck	15969A09	92
	80 degree filler neck	15969A10	92
Rigging Hose Kit		32-825191A03	56, 499
High Altitude Gear Kit	Converts 1.87:1 to 2:1 gear ratio	43- 44102A 2	68
Trim Limit Switch Kit - mercury switch style	Model Year 2003 & newer 3.0L Optimax	87-887979A 2	34
Trim Limit Switch Kit - electronic switch style	Analog device	899625K02	611
Trim Limit Switch Kit - electronic switch style	Digital device	899625K04	612
Trim Reducer Kit		858915A 1	34
Trailing Clip		833006A 1	35
Big Tiller	Mechanical Power Steering Version	8M0134607	48, 626
Big Tiller throttle/shift cable kit	Required	8M0082353	49, 627
Big Tiller Auxiliary Light	Optional	897978T02	50, 628
RPM Adjuster	Optional	87-8M0083437	49, 614
Flushing Attachment - allows running engine - Q/S	(not for use with Jet)	44357Q 2	209
Flushing Attachment - allows running engine - MPP	(not for use with Jet)	44357T 2	
Dual Water Pickup Flush Seal Kit - Q/S		881150Q 1	209
Dual Water Pickup Flush Seal Kit - MPP		881150K 1	
Steering			
Ride Guide Attaching Kit - Mechanical	Single Engine - Two Cable	92876A 8	673
	Dual Engine - Two Cable	92876A 9	673
Hydraulic Steering - bolt on	Standard 1.5 Helm without hoses	8M0056139	646
	Tilt Helm w/remote fill (no hoses)	8M0056140	646
	Port Cylinder	8M0056145	646
	Starboard Cylinder	8M0050097	646
Hydraulic Hoses	Cylinder to Helm	32-8M0053474 thru 8M0053491	647
Dual Engine Tie Bars	Dual engine with single cylinder	64-8M0063473 thru 8M0063477	643
	Dual engine with two cylinders	64-892789Q22 thru 892789Q27	643
Kicker Tie Bar	Port engine mount	898370A03	644
	Starboard engine mount	898966A02	644

QUICK REFERENCE GUIDE-OUTBOARD

QUICK REFERENCE FOURSTROKE CHARTS

4-5-6 Hp FourStroke 0R411838 & above

Description	Part Number	Page
Controls		
Remote Control Conversion Kit	Converts Tiller model to RC model 8M0062241	497
Throttle/Shift Cables (two required)	8M0085937 thru 8M0085963	506
Instrumentation		
Service Monitor	Apply 3 wraps for proper operation 79-8M0050399	468
Fuel Line Assemblies, Tanks & Hardware		
Fuel Tank (US-EPA) 3.2 gal. (12 L) - Plastic	US-EPA 2011 Compliant, without gauge 1200-8M0045692	
Fuel Tank (US-EPA) 3.2 gal. (12 L) - Plastic	US-EPA 2011 Compliant, with fuel gauge 1200-8M0047598	
Primer Bulb Assembly (US-EPA)	MPP Branded 8M0061876	
	QS Branded 8M0061875	
Miscellaneous Accessories		
Flushing Attachment - static flush	Serial number 0R411838 and above 8M0057047	69
Flushing Attachment - allows running engine - Q/S	12612Q 2	70
Steering		
Clevis Kit	70599A 5	

8-9.9 Hp FourStroke 0R192772 & above

Description	Part Number	Page
Controls		
Panel Mount Controls - General Information	May only be used above s/n 0R052327	
Panel Mount (non-trim) - MPC 4000 Series (Gen II)	Finger Release - Black Handle 8M0011212	479
	Lock Bar 883710A01	480
Panel Mount (with trim) - MPC 4000 Series (Gen II)	Finger Release - Black Handle 8M0011213	479
	Finger Release - Chrome Handle 8M0030550	479
	Lock Bar 883710A02	480
Console Mount - General Information	May only be used above s/n 0R052327	
Console Mount (single eng. w/o-trim) - MCC 4500	Gen II 8M0060782	481
Console Mount (single eng. with trim) - MCC 4500	Gen II 8M0059686	481
Throttle/Shift Cables (two required) - GEN I	897977A03 thru 897977A04	
Throttle/Shift Cables (two required) - GEN II	8M0082526 thru 8M0082553	504

QUICK REFERENCE GUIDE-OUTBOARD

Description		Part Number	Page
Instrumentation			
8/9.9 Hp. Max WOT Range = 5,000-6,000 RPM's			
Tachometer - 6000 RPM - Flagship	White Face	79-895283A43	438
Tachometer - 6000 RPM - Admiral	Black Face	79-895283Q03	442
	White Face	79-895283Q23	450
Digital Depth Gauge Kit	White Face/White Bezel	79-879292A02	435
	Black Face/Black Bezel	79-879292A01	430
Service Monitor	Apply 3 wraps for proper operation	79-8M0050399	468
Ignition/Charging			
Electrical			
14 pin x 2 ft. (.61 m) harness	Requires adapter harness, choke harness & keyswitch	84-896537T02	570
14 pin x 8 ft. (2.44 m) harness	Requires adapter harness, choke harness & keyswitch	84-896537T08	570
14 pin x 11 ft. (3.35 m) harness	Requires adapter harness, choke harness & keyswitch	84-896537T11	570
14 pin x 15 ft. (4.6 m) harness	Requires adapter harness, choke harness & keyswitch	84-896537T15	570
14 pin x 20 ft. (6.1 m) harness	Requires adapter harness, choke harness & keyswitch	84-896537T20	570
14 pin x 25 ft. (4.6 m) harness	Requires adapter harness, choke harness & keyswitch	84-896537T24	571
14 pin x 30 ft. (4.6 m) harness	Requires adapter harness, choke harness & keyswitch	84-896537T29	571
Keyswitch	Required for above harnesses	87- 88107A13	582
Ignition/Choke Assembly - Transom Mounted	14 pin, requires adapter harness & choke harness	15000A14	40, 588
Ignition/Choke Assembly - 2 ft. (.61 m) harness	8 pin, requires adapter harness	84-816626A 2	228, 585
Ignition/Choke Assembly - 8 ft. (2.44 m) harness	8 pin, requires adapter harness	84-816626A 8	585
Ignition/Choke Assembly - 11 ft. (3.35 m) harness	8 pin, requires adapter harness	84-816626A11	585
Ignition/Choke Assembly - 15 ft. (4.6 m) harness	8 pin, requires adapter harness	84-816626A15	228, 585
Ignition/Choke Assembly - 20 ft. (6.1 m) harness	8 pin, requires adapter harness	84-816626A20	228, 585
Ignition/Choke Assembly - 25 ft. (4.6 m) harness	8 pin, requires adapter harness	84-816626A24	228, 586
Ignition/Choke Assembly - 30 ft. (4.6 m) harness	8 pin, requires adapter harness	84-816626A29	586
Ignition/Choke Assembly - Transom Mounted	8 pin, requires adapter harness	15000A 7	39, 588
Adapter Harness	Adapts 14 pin control harness to engine Amp connector	84-896541T01	579
Adapter Harness	Adapts 8 pin control harness to engine Amp connector	84-892473A01	484
Choke Harness with gauge connections	Use if gauges are to be hooked up	84-892990T01	571
Choke Harness without gauge connections	Use for choke only, no gauges	84-896537T99	571
Fuel Line Assemblies, Tanks & Hardware			
Fuel Tank (US-EPA) 3.2 gal. (12 L) - Plastic	US-EPA 2011 Compliant, without gauge	1200-8M0045692	
Fuel Tank (US-EPA) 3.2 gal. (12 L) - Plastic	US-EPA 2011 Compliant, with fuel gauge	1200-8M0047598	
Fuel Tank (US-EPA) 6.6 gal. (25 L) Box Style	US-EPA 2011 Compliant	1200-8M0054600	
Fuel Tank (US-EPA) 6.6 gal. Suitcase Style	US-EPA 2011 Compliant	1200-8M0045691	
Primer Bulb Assembly (US-EPA)	MPP Branded	8M0061876	
	QS Branded	8M0061875	

QUICK REFERENCE GUIDE-OUTBOARD

Description		Part Number	Page
Miscellaneous Accessories			
Pro-Kicker Strap Kit	Fits ELPT & EXLPT, Pro-Kicker models	896297A01	98
Flushing Attachment - static flush - Q/S		16841Q02	69
Flushing Attachment - allows running engine - Q/S	Used with BigFoot gearcase	12612Q 2	70
Flushing Attachment - allows running engine - Q/S	Used with Standard & BigFoot gearcase	44357Q 2	209
Mounting Hardware Kit	2 screws, washers & nuts	56-92729A49	67

15 Hp (351cc) FourStroke 0R235949 & above

Description		Part Number	Page
Controls			
Panel Mount (non-trim) - MPC 4000 Series (Gen II)	Finger Release - Black Handle	8M0011212	479
	Lock Bar	883710A01	480
Panel Mount (with trim) - MPC 4000 Series (Gen II)	Finger Release - Black Handle	8M0011213	479
	Finger Release - Chrome Handle	8M0030550	479
	Lock Bar	883710A02	480
Console Mount (single eng. w/o-trim) - MCC 4500	Gen II	8M0060782	481
Console Mount (single eng. with trim) - MCC 4500	Gen II	8M0059686	481
Throttle/Shift Cables (two per engine) - (Gen I)	Premium Series	897977A03 thru 897977A04	
Throttle/Shift Cables (two per engine) - (Gen II)	Premium Series	8M0082526 thru 8M0082553	504
Instrumentation			
15 Hp. maximum WOT range = 5,000-6,000 RPM's			
Tachometer - 6000 RPM - Flagship	White Face	79-895283A43	438
Tachometer - 6000 RPM - Admiral	Black Face	79-895283Q03	442
	White Face	79-895283Q23	450
Tachometer Harness	Use with 8 or 10 pin Side Mount controls or harness	84-86396A 8	607
Tachometer Harness - Analog - 5 ft.	Use with 14 pin Side Mount controls or harness	84-892990T01	571
Tachometer Harness - Analog - 10 ft.	Use with 14 pin Side Mount controls or harness	84-892990T10	571
Tachometer Harness - Analog - 15 ft.	Use with 14 pin Side Mount controls or harness	84-892990T15	571
Speedometer - 10/45 MPH - Flagship	White Face	79-895285A41	439
Speedometer - 10/45 MPH - Admiral	Black Face	79-895285Q01	443
	White	79-895285Q21	451
Battery Meter - Flagship	White Face	79-895286A41	439
Battery Meter - Admiral	Black Face	79-895286Q01	444
	White Face	79-895286Q21	452
Fuel Gauge - Flagship	White Face	79-895291A41	441
Fuel Gauge - Admiral	Black Face	79-895291Q01	445

QUICK REFERENCE GUIDE-OUTBOARD

Description		Part Number	Page
	White Face	79-895291Q21	453
Cruiselog (hour meter) - Flagship	White Face	79-895295A41	442
Cruiselog (hour meter) - Admiral	Black Face	79-895295Q01	446
	White Face	79-895295Q21	454
Digital Depth Gauge Kit	Black Face/Black Bezel	79-879292A01	430
	White Face/White Bezel	79-879292A02	435
Low Oil Warning Light Kit	Dash Mounted - ERC Models only	8M0031424	
Service Monitor	Apply 3 wraps for proper operation	79-8M0050399	468
	Electrical		
14 pin x 2 ft. (.61 m) harness	Requires adapter harness, choke harness & keyswitch	84-896537T02	570
14 pin x 8 ft. (2.44 m) harness	Requires adapter harness, choke harness & keyswitch	84-896537T08	570
14 pin x 11 ft. (3.35 m) harness	Requires adapter harness, choke harness & keyswitch	84-896537T11	570
14 pin x 15 ft. (4.6 m) harness	Requires adapter harness, choke harness & keyswitch	84-896537T15	570
14 pin x 20 ft. (6.1 m) harness	Requires adapter harness, choke harness & keyswitch	84-896537T20	570
14 pin x 25 ft. (7.62 m) harness	Requires adapter harness, choke harness & keyswitch	84-896537T24	571
14 pin x 30 ft. (9.14 m) harness	Requires adapter harness, choke harness & keyswitch	84-896537T29	571
Keyswitch	Required for harnesses above	87- 88107A13	582
Ignition/Choke Assembly - Transom Mounted	14 pin, requires adapter harness & choke harness	15000A14	40, 588
Ignition/Choke Assembly - 2 ft. (.61 m) harness	8 pin, requires adapter harness	84-816626A 2	228, 585
Ignition/Choke Assembly - 8 ft. (2.44 m) harness	8 pin, requires adapter harness	84-816626A 8	585
Ignition/Choke Assembly - 11 ft. (3.35 m) harness	8 pin, requires adapter harness	84-816626A11	585
Ignition/Choke Assembly - 15 ft. (4.6 m) harness	8 pin, requires adapter harness	84-816626A15	228, 585
Ignition/Choke Assembly - 20 ft. (6.1 m) harness	8 pin, requires adapter harness	84-816626A20	228, 585
Ignition/Choke Assembly - 25 ft. (7.62 m) harness	8 pin, requires adapter harness	84-816626A24	228, 586
Ignition/Choke Assembly - 30 ft. (9.14 m) harness	8 pin, requires adapter harness	84-816626A29	586
Ignition/Choke Assembly - Transom Mounted	8 pin, requires adapter harness	15000A 7	39, 588
Adapter Harness	Adapts 8 pin control harness to engine Amp connector	84-892473A01	484
Adapter Harness	Adapts 14 pin control harness to engine Amp connector	84-896541T01	579
Choke Harness with gauge connections	Use if gauges are to be hooked up	84-892990T01	571
Choke Harness without gauge connections	Use for choke only, no gauges	84-896537T99	571
	Fuel Line Assemblies, Tanks & Hardware		
Fuel Tank (US-EPA) 3.2 gal. (12 L) - Plastic	US-EPA 2011 Compliant, without gauge	1200-8M0045692	
Fuel Tank (US-EPA) 3.2 gal. (12 L) - Plastic	US-EPA 2011 Compliant, with fuel gauge	1200-8M0047598	
Fuel Tank (US-EPA) 6.6 gal. (25 L) Box Style	US-EPA 2011 Compliant	1200-8M0054600	
Fuel Tank (US-EPA) 6.6 gal. Suitcase Style	US-EPA 2011 Compliant	1200-8M0045691	
Primer Bulb Assembly (US-EPA)	MPP Branded	8M0061876	
	QS Branded	8M0061875	

QUICK REFERENCE GUIDE-OUTBOARD

Description	Part Number	Page
Miscellaneous Accessories		
Oil Filter - QS	35-822626Q03	276
Oil Filter Wrench - QS	91-802653Q02	306
Flushing Attachment - allows running engine - Q/S	44357Q 2	209

20 Hp (351cc) FourStroke 0R235168 & above

Description	Part Number	Page
Controls		
Panel Mount (non-trim) - MPC 4000 Series (Gen II)	Finger Release - Black Handle	8M0011212 479
	Lock Bar	883710A01 480
Panel Mount (with trim) - MPC 4000 Series (Gen II)	Finger Release - Black Handle	8M0011213 479
	Finger Release - Chrome Handle	8M0030550 479
	Lock Bar	883710A02 480
Console Mount (single eng. w/o-trim) - MCC 4500	Gen II	8M0060782 481
Console Mount (single eng. with trim) - MCC 4500	Gen II	8M0059686 481
Throttle/Shift Cables (two per engine) - (Gen I)	Premium Series	897977A03 thru 897977A50
Throttle/Shift Cables (two per engine) - (Gen II)	Premium Series	8M0082526 thru 8M0082553 504
Instrumentation		
20 Hp. maximum WOT range = 5,100-6,100 RPM's		
Tachometer - 6000 RPM - Flagship	White Face	79-895283A43 438
Tachometer - 6000 RPM - Admiral	Black Face	79-895283Q03 442
	White Face	79-895283Q25 450
Tachometer Harness	Use with 8 or 10 pin Side Mount controls or harness	84-86396A 8 607
Tachometer Harness - Analog - 5 ft.	Use with 14 pin Side Mount controls or harness	84-892990T01 571
Tachometer Harness - Analog - 10 ft.	Use with 14 pin Side Mount controls or harness	84-892990T10 571
Tachometer Harness - Analog - 15 ft.	Use with 14 pin Side Mount controls or harness	84-892990T15 571
Speedometer - 10/45 MPH - Flagship	White Face	79-895285A41 439
Speedometer - 10/45 MPH - Admiral	Black Face	79-895285Q01 443
	White	79-895285Q21 451
Battery Meter - Flagship	White Face	79-895286A41 439
Battery Meter - Admiral	Black Face	79-895286Q01 444
	White Face	79-895286Q21 452
Fuel Gauge - Flagship	White Face	79-895291A41 441
Fuel Gauge - Admiral	Black Face	79-895291Q01 445
	White Face	79-895291Q21 453
Cruiselog (hour meter) - Flagship	White Face	79-895295A41 442

QUICK REFERENCE GUIDE-OUTBOARD

Description		Part Number	Page
Cruiselog (hour meter) - Admiral	Black Face	79-895295Q01	446
	White Face	79-895295Q21	454
Digital Depth Gauge Kit	Black Face	79-879292A01	430
	White Face	79-879292A02	435
Low Oil Warning Light Kit	Dash Mounted - ERC Models only	8M0031424	
Service Monitor	Apply 3 wraps for proper operation	79-8M0050399	468
	Electrical		
14 pin x 2 ft. (.61 m) harness	Requires adapter harness, choke harness & keyswitch	84-896537T02	570
14 pin x 8 ft. (2.44 m) harness	Requires adapter harness, choke harness & keyswitch	84-896537T08	570
14 pin x 11 ft. (3.35 m) harness	Requires adapter harness, choke harness & keyswitch	84-896537T11	570
14 pin x 15 ft. (4.6 m) harness	Requires adapter harness, choke harness & keyswitch	84-896537T15	570
14 pin x 20 ft. (6.1 m) harness	Requires adapter harness, choke harness & keyswitch	84-896537T20	570
14 pin x 25 ft. (7.62 m) harness	Requires adapter harness, choke harness & keyswitch	84-896537T24	571
14 pin x 30 ft. (9.14 m) harness	Requires adapter harness, choke harness & keyswitch	84-896537T29	571
Keyswitch	Required for harnesses above	87- 88107A13	582
Ignition/Choke Assembly - Transom Mounted	14 pin, requires adapter harness & choke harness	15000A14	40, 588
Ignition/Choke Assembly - 2 ft. (.61 m) harness	8 pin, requires adapter harness	84-816626A 2	228, 585
Ignition/Choke Assembly - 8 ft. (2.44 m) harness	8 pin, requires adapter harness	84-816626A 8	585
Ignition/Choke Assembly - 11 ft. (3.35 m) harness	8 pin, requires adapter harness	84-816626A11	585
Ignition/Choke Assembly - 15 ft. (4.6 m) harness	8 pin, requires adapter harness	84-816626A15	228, 585
Ignition/Choke Assembly - 20 ft. (6.1 m) harness	8 pin, requires adapter harness	84-816626A20	228, 585
Ignition/Choke Assembly - 25 ft. (7.62 m) harness	8 pin, requires adapter harness	84-816626A24	228, 586
Ignition/Choke Assembly - 30 ft. (9.14 m) harness	8 pin, requires adapter harness	84-816626A29	586
Ignition/Choke Assembly - Transom Mounted	8 pin, requires adapter harness	15000A 7	39, 588
Adapter Harness	Adapts 8 pin control harness to engine Amp connector	84-892473A01	484
Adapter Harness	Adapts 14 pin control harness to engine Amp connector	84-896541T01	579
Choke Harness with gauge connections	Use if gauges are to be hooked up	84-892990T01	571
Choke Harness without gauge connections	Use for choke only, no gauges	84-896537T99	571
Fuel Line Assemblies, Tanks & Hardware			
Fuel Tank (US-EPA) 3.2 gal. (12 L) - Plastic	US-EPA 2011 Compliant, without gauge	1200-8M0045692	
Fuel Tank (US-EPA) 3.2 gal. (12 L) - Plastic	US-EPA 2011 Compliant, with fuel gauge	1200-8M0047598	
Fuel Tank (US-EPA) 6.6 gal. (25 L) Box Style	US-EPA 2011 Compliant	1200-8M0054600	
Fuel Tank (US-EPA) 6.6 gal. Suitcase Style	US-EPA 2011 Compliant	1200-8M0045691	
Primer Bulb Assembly (US-EPA)	MPP Branded	8M0061876	
	QS Branded	8M0061875	
Miscellaneous Accessories			
Oil Filter - QS		35-822626Q03	276
Oil Filter Wrench - QS		91-802653Q02	306

QUICK REFERENCE GUIDE-OUTBOARD

Description	Part Number	Page
Flushing Attachment - allows running engine - Q/S	44357Q 2	209

25-30 Hp EFI FourStroke 0R106999 & above

Description	Part Number	Page
Controls		
Side Mount - MSC 4000 Series - Electric w/trim	15 ft. (4.6 m) harness, Gen II	8M0083666
	20 ft. (6.1 m) harness, Gen II	8M0083667
	Extra 6 ft. Extension (10 pin)	84-8M0058668
		484
Dual Engine Remote Control Kit	(for side mount control stacking)	16909A 2
		486
Panel Mount (non-trim) - MPC 4000 Series (Gen II)	Finger Release - Black Handle	8M0011212
	Lock Bar	883710A01
		479
Panel Mount (with trim) - MPC 4000 Series (Gen II)	Finger Release - Black Handle	8M0011213
	Finger Release - Chrome Handle	8M0030550
	Lock Bar	883710A02
		479
		479
		480
Console Mount (single eng. w/o-trim) - MCC 4500	Gen II	8M0060782
		481
Console Mount (single eng. with trim) - MCC 4500	Gen II	8M0059686
		481
Console Mount (dual eng. w/o-trim) - MCC 4500	Gen II	8M0075244
		482
Console Mount (dual eng. with trim) - MCC 4500	(Gen II) - single trim switch in handle	8M0075245
		482
Throttle/Shift Cables (two per engine) - (Gen I)	(Premium Series)	897977A03 thru 897977A04
Throttle/Shift Cables (two per engine) - (Gen II)	(Premium Series)	8M0082526 thru 8M0082553
		504
Instrumentation		
25 Hp. Max WOT range = 5,000-6,000 RPM's		
30 Hp. Max WOT range = 5,250-6,250 RPM's		
Tachometer - 6000 RPM - Flagship	White Face	79-895283A43
		438
Tachometer - 6000 RPM - Admiral	Black Face	79-895283Q03
	White Face	79-895283Q23
		442
		450
Tachometer Harness - Analog - 5ft.	Use with 14 pin Side Mount Controls or harnesses.	84-892990T01
		571
Tachometer Harness - Analog - 10 ft.	Use with 14 pin Side Mount Controls or harnesses.	84-892990T10
		571
Tachometer Harness - Analog - 15 ft.	Use with 14 pin Side Mount Controls or harnesses.	84-892990T15
		571
Speedometer - 10/45 MPH - Flagship	White Face	79-895285A41
		439
Speedometer - 10/45 MPH - Admiral	Black Face	79-895285Q01
	White Face	79-895285Q21
		443
		451
Battery Meter - Flagship	White Face	79-895286A41
		439
Battery Meter - Admiral	Black Face	79-895286Q01
	White Face	79-895286Q21
		444
		452
Fuel Gauge - Flagship	White Face	79-895291A41
		441
Fuel Gauge - Admiral	Black Face	79-895291Q01
		445

QUICK REFERENCE GUIDE-OUTBOARD

Description		Part Number	Page
	White Face	79-895291Q21	453
Cruiselog (hour meter) - Flagship	White Face	79-895295A41	442
Cruiselog (hour meter) - Admiral	Black Face	79-895295Q01	446
	White Face	79-895295Q21	454
Power Trim - Flagship	White Face	79-895292A41	441
Power Trim - Admiral	Black Face	79-895292Q01	446
	White Face	79-895292Q21	454
Power Trim Sender Kit		822573A12	464
Water Pressure Gauge - 30 PSI - Admiral	Black Face	79-895288Q03	445
	White Face	79-895288Q23	453
Digital Depth Gauge Kit	Black Face/Black Bezel	79-879292A01	430
	White Face/White Bezel	79-879292A02	435
Low Oil Warning Light Kit	Dash Mounted - ERC Models only	8M0031424	
	Ignition/Charging		
	Electrical		
Ignition/Choke Assembly - 11 ft. (3.35 m) harness		84-896537K11	586
Ignition/Choke Assembly - 15 ft. (4.6 m) harness		84-896537K15	586
Ignition/Choke Assembly - 20 ft. (6.1 m) harness		84-896537K20	587
Ignition/Choke Assembly - 30 ft. (9.14 m) harness		84-896537K29	587
Ignition/Choke Assembly - Transom Mounted	14 pin connector	15000A14	40, 588
MerCathode		88334A 2	182
	Fuel Line Assemblies, Tanks & Hardware		
Fuel Tank (US-EPA) 3.2 gal. (12 L) - Plastic	US-EPA 2011 Compliant, without gauge	1200-8M0045692	
Fuel Tank (US-EPA) 3.2 gal. (12 L) - Plastic	US-EPA 2011 Compliant, with fuel gauge	1200-8M0047598	
Fuel Tank (US-EPA) 6.6 gal. (25 L) Box Style	US-EPA 2011 Compliant	1200-8M0054600	
Fuel Tank (US-EPA) 6.6 gal. Suitcase Style	US-EPA 2011 Compliant	1200-8M0045691	
Primer Bulb Assembly (US-EPA)	MPP Branded	8M0061876	
	QS Branded	8M0061875	
	Miscellaneous Accessories		
Oil Filter - QS		35-822626Q03	276
Oil Filter Wrench - QS		91-802653Q02	306
Flushing Attachment - allows running engine - Q/S		44357Q 2	209
Prop Hardware Kit	Nut, thrust hub, washer & cotter pin	13914Q03	914

Not all parts listed are available for the European, C.I.S., Africa and Middle East Markets.
 For more information, please contact your local Mercury, Mariner, MerCruiser or Quicksilver Office.

QUICK REFERENCE GUIDE-OUTBOARD

Description	Part Number	Page
Steering		
Steering Link Rod with engine bracket	Starboard Entry, thru-tilt tube mechanical	898101A45 671

40 Hp (3 cyl) FourStroke 1C049739 & above

Description	Application	Part Number	Thru	P/N	Page
Controls					
Side Mount - MSC 4000 Series - Electric (non-trim)	15 ft. (4.6 m) harness, Gen II	8M0083860			
Side Mount - MSC 4000 Series - Electric w/trim	15 ft. (4.6 m) harness, Gen II	8M0083666			
	20 ft. (6.1 m) harness, Gen II	8M0083667			
	Extra 6 ft. Extension (10 pin)	84-8M0058668			484
Dual Engine Remote Control Kit	(for side mount control stacking)	16909A 2			486
Panel Mount (non-trim) - MPC 4000 Series (Gen II)	Finger Release - Black Handle	8M0011212			479
	Lock Bar	883710A01			480
Panel Mount (with trim) - MPC 4000 Series (Gen II)	Finger Release - Black Handle	8M0011213			479
	Finger Release - Chrome Handle	8M0030550			479
	Lock Bar	883710A02			480
Console Mount (single eng. w/o-trim) - Commander		88688A27			487
Console Mount (single eng. w/o-trim) - MCC 4500	Gen II	8M0060782			481
Console Mount (single eng. with trim) - Commander		88688A25			487
Console Mount (single eng. with trim) - MCC 4500	Gen II	8M0059686			481
Console Mount (dual eng. w/o-trim) - Commander		88688A24			487
Console Mount (dual eng. w/o-trim) - MCC 4500	Gen II	8M0075244			482
Console Mount (dual eng. with trim) - Commander	Twin trim switches in handle	88688A22			487
Console Mount (dual eng. with trim) - MCC 4500	(Gen II) - single trim switch in handle	8M0075245			482
Remote Control Attaching Kit	Converts EH (tiller) to ERC (remote)	880095A08			497
Throttle/Shift Cables (two per engine) - (Gen I)	(Premium Series)	897977A03	thru	897977A50	
Throttle/Shift Cables (two per engine) - (Gen II)	(Premium Series)	897978A03	thru	897978A50	
Instrumentation					
40 Hp. Max. WOT Range = 5,500-6,000 RPM's					
Tachometer - 6000 RPM - Flagship	Black Face	79-895283A03			429
	White Face	79-895283A23			434
Tachometer - 6000 RPM - Admiral	Black Face	79-895283Q03			442
	White Face	79-895283Q23			450
Tachometer Harness - Analog - 5 ft.	Use with 14 pin Side Mount Controls or harnesses.	84-892990T01			571
Tachometer Harness - Analog - 10 ft.	Use with 14 pin Side Mount Controls or harnesses.	84-892990T10			571
Tachometer Harness - Analog - 15 ft.	Use with 14 pin Side Mount Controls or harnesses.	84-892990T15			571
Speedometer - 45/50 MPH - Flagship	Black Face	79-895285A01			429
	White Face	79-895285A21			434

QUICK REFERENCE GUIDE-OUTBOARD

Description	Application	Part Number	Thru P/N	Page
Speedometer - 45/50 MPH - Admiral	Black Face	79-895285Q01		443
	White Face	79-895285Q21		451
Speedometer - 65 MPH - Flagship	Black Face	79-895285A03		430
	White Face	79-895285A23		434
Speedometer - 65 MPH - Admiral	Black Face	79-895285Q03		443
	White Face	79-895285Q23		451
Battery Meter - Flagship	Black Face	79-895286A01		431
	White Face	79-895286A21		435
Battery Meter - Admiral	Black Face	79-895286Q01		444
	White Face	79-895286Q21		452
Fuel Gauge - Flagship	Black Face	79-895291A01		432
	White Face	79-895291A21		437
Fuel Gauge - Admiral	Black Face	79-895291Q01		445
	White Face	79-895291Q21		453
Cruiselog (hour meter) - Flagship	Black Face	79-895295A01		433
	White Face	79-895295A21		438
Cruiselog (hour meter) - Admiral	Black Face	79-895295Q01		446
	White Face	79-895295Q21		454
Power Trim - Flagship	Black Face	79-895292A01		433
	White Face	79-895292A21		437
Power Trim - Admiral	Black Face	79-895292Q01		446
	White Face	79-895292Q21		454
Power Trim Sender Kit		8M0098264		464
Water Pressure Gauge - 30 PSI - Flagship	Black Face	79-895288A03		431
	White Face	79-895288A23		436
Water Pressure Gauge - 30 PSI - Admiral	Black Face	79-895288Q03		445
	White Face	79-895288Q23		453
Service Monitor	Apply 3 wraps for proper operation	79-8M0050399		468
	Electrical			
Ignition/Choke Assembly - 15 ft. (4.6 m) harness		84-896537K15		586
Ignition/Choke Assembly - 20 ft. (6.1 m) harness		84-896537K20		587
Ignition/Choke Assembly - Transom Mounted		15000A14		40, 588
Power Trim Switch Kit - 10 ft. (3.0 m)		87- 18286A18		29, 613
Power Trim Switch Kit - 25 ft. (7.6 m)		87- 18286A19		613
Lanyard Stop Switch, single engine	Flush mounted	87- 19674A07		596
	Chrome bezel mounted	87- 19674A08		596
Lanyard Stop Switch, dual engines	Flush mounted	87- 19674A12		596
	Chrome bezel mounted	87- 19674A13		596
MerCathode		88334A 2		182

QUICK REFERENCE GUIDE-OUTBOARD

Description	Application	Part Number	Thru	P/N	Page
Fuel Line Assemblies, Tanks & Hardware (new Low Permeation hoses shown below)					
Fuel Filter - EFI Models	In-Line	35-879885Q			248
Fuel Line 100 ft. (30.5m) - (low permeation)	3/8 ID	32-8M0038563			75
	5/16 ID	32-8M0038500			75
Fuel Line Coupler	Barbed ends, couples 3/8 ID line to 5/16 ID Line	22-8M0001721			79
Fuel Tank (US-EPA) 6.6 gal. (25 L) Box Style	US-EPA 2011 Compliant	1200-8M0054600			
Fuel Tank (non-US) 6.6 gal. (25 L) Box Style	Threaded fuel line connection	1200-8M0057256			73
Fuel Tank (non-US) 6.6 gal. (25 L) Box Style	Threaded fuel line connection & integral gauge	1200-8M0047607			72
Fuel Tank (non-US) 6.6 gal. (25 L) Box Style	Quick connect fuel line connection/integral gauge	1200-8M0083451			72
Fuel Tank (US-EPA) 6.6 gal. Suitcase Style	US-EPA 2011 Compliant	1200-8M0045691			
Fuel Tank (non-US) 6.6 gal. Suitcase Style	Threaded fuel line connection	1200-8M0057254			73
Fuel Tank (non-US) 6.6 gal. Suitcase Style	Threaded fuel line connection & integral gauge	1200-8M0047603			73
Fuel Tank (non-US) 6.6 gal. Suitcase Style	Quick connect fuel line connection/integral gauge	1200-8M0083452			72
Primer Bulb Assembly (US-EPA)	MPP Branded	8M0061876			
	Quicksilver Branded	8M0061875			
Primer Bulb Assembly (non-EPA)	MPP Branded	8M0054314			
	Quicksilver Branded	8M0054313			75
Miscellaneous Accessories					
Oil Filter - QS		35-8M0065103			276
Oil Filter - MPP		35-8M0065104			
Oil Filter Wrench - QS		91-802653Q02			306
Oil Filter Wrench - MPP		91-802653K02			
Crankcase Oil Pump		802889Q 1			305
Thermostat Kit		825212A 1			87
Tiller Handle Kit	Converts ERC (remote) to EH (tiller)	880093A03			46
Flushing Attachment - allows running engine - Q/S		44357Q 2			209
Flushing Attachment - allows running engine - MPP		44357T 2			
Steering					
Steering Bracket w/o carrying handle		816667A 2			56, 671
Ride Guide Attaching Kit	Starboard Cable Entry	19608A14			670
	Port Cable Entry	19609A 6			670

40-50-60 Hp FourStroke 1C050252 & above

Description	Application	Part Number	Thru	P/N	Page
Controls					
Side Mount - MSC 4000 Series - Electric w/trim	15 ft. (4.6 m) harness, Gen I	8M0083666			
	20 ft. (6.1 m) harness, Gen I	8M0083667			
	Extra 6 ft. extension (10 pin)	84-8M0058668			484
Dual Engine Remote Control Kit	Used with side mount controls	16909A 2			486
Panel Mount (with trim) - MPC 4000 Series (Gen II)	Finger Release - Black Handle	8M0011213			479
	Finger Release - Chrome Handle	8M0030550			479
	Lock Bar	883710A02			480
Console Mount (single eng. with trim) - Commander		88688A25			487
Console Mount (single eng. with trim) - MCC 4500	Gen II	8M0059686			481
Console Mount (dual eng. with trim) - Commander	Twin trim switches in handle	88688A22			487
Console Mount (dual eng. with trim) - MCC 4500	(Gen II) - single trim switch in handle	8M0075245			482
Remote Control Conversion Kit	40 BigFoot, 50 & 60 Converts EH (tiller) to ERC (remote)	880095A08			497
Remote Control Extension Harness - 10 ft. (3.0 m)		84- 17829A10			573
Remote Control Extension Harness - 20 ft. (6.1 m)		84- 17829A20			573
Throttle/Shift Cables (two per engine) - (Gen I)	(Premium Series)	897977A03	thru	897977A50	
Throttle/Shift Cables (two per engine) - (Gen II)	(Premium Series)	897978A03	thru	897978A50	
Instrumentation - Analog Gauges					
40/50/60 Hp. Max WOT Range = 5,500-6,000 RPM's					
Tachometer - 7000 RPM - Flagship	Black Face	79-895283A05			429
	White Face	79-895283A25			434
Tachometer - 7000 RPM - Admiral	Black Face	79-895283Q05			442
	White Face	79-895283Q25			450
Tachometer - 6000 RPM - Flagship	Black Face	79-895283A03			429
	White Face	79-895283A23			434
Tachometer - 6000 RPM - Admiral	Black Face	79-895283Q03			442
	White Face	79-895283Q23			450
Tachometer Harness - Analog - 5 ft.	Use with 14 pin Side Mount Controls or harnesses.	84-892990T01			571
Tachometer Harness - Analog - 10 ft.	Use with 14 pin Side Mount Controls or harnesses	84-892990T10			571
Tachometer Harness - Analog - 15 ft.	Use with 14 pin Side Mount Controls or harnesses	84-892990T15			571
Speedometer - 45/50 MPH - Flagship	Black Face	79-895285A01			429
	White Face	79-895285A21			434
Speedometer - 45/50 MPH - Admiral	Black Face	79-895285Q01			443
	White Face	79-895285Q21			451
Speedometer - 65 MPH - Flagship	Black Face	79-895285A03			430

QUICK REFERENCE GUIDE-OUTBOARD

Description	Application	Part Number	Thru	P/N	Page
Speedometer - 65 MPH - Admiral	White Face	79-895285A23			434
	Black Face	79-895285Q03			443
	White Face	79-895285Q23			451
Battery Meter - Flagship	Black Face	79-895286A01			431
	White Face	79-895286A21			435
Battery Meter - Admiral	Black Face	79-895286Q01			444
	White Face	79-895286Q21			452
Fuel Gauge - Flagship	Black Face	79-895291A01			432
	White Face	79-895291A21			437
Fuel Gauge - Admiral	Black Face	79-895291Q01			445
	White Face	79-895291Q21			453
Cruiselog (hour meter) - Flagship	Black Face	79-895295A01			433
	White Face	79-895295A21			438
Cruiselog (hour meter) - Admiral	Black Face	79-895295Q01			446
	White Face	79-895295Q21			454
Power Trim - Flagship	Black Face	79-895292A01			433
	White Face	79-895292A21			437
Power Trim - Admiral	Black Face	79-895292Q01			446
	White Face	79-895292Q21			454
Water Pressure Gauge - 30 PSI - Flagship	Black Face	79-895288A03			431
	White Face	79-895288A23			436
Water Pressure Gauge - 30 PSI - Admiral	Black Face	79-895288Q03			445
	White Face	79-895288Q23			453
Service Monitor	Apply 3 wraps for proper operation	79-8M0050399			468
(Verify engine for suitability of product)	Instrumentation - SmartCraft Gauges				
SC1000 System Monitor - Front Mount	Rectangular	79-879896K21			403
SC1000 System Monitor - Rear Mount	Rectangular	79-879896K19			403
SC1000 System Monitor - Front Mount	Round - Black	79-892219K19			402
	Round - White	79-892219K20			402
MercMonitor - NMEA 2000	Gateway Level 1 ECO Screen	79-8M0100793			
	Gateway Level 2 SmartTow RPM, ECO Screen	79-8M0100794			
	Gateway Level 3 SmartTow Pro, ECO Screen	79-8M0100797			
	Gateway Level 3 SmartTow Pro w/GPS puck, ECO Screen	79-8M0100795			
	ECO Screen only	79-8M0119406			402
SC1000 Black - Glass Lens	Bezels must be ordered separately				
	Glass Lens 7,000 Tach	79-8M0101099			
	Glass Lens, Single Engine Kit	79-8M0101096			
	Glass Lens, Dual Engine Kit	79-8M0101095			
SC1000 White - Glass Lens	Bezels must be ordered separately				
	Glass Lens 7,000 Tach	79-8M0101097			
	Glass Lens, Single Engine Kit	79-8M0101088			

QUICK REFERENCE GUIDE-OUTBOARD

Description	Application	Part Number	Thru P/N	Page
	Glass Lens, Dual Engine Kit	79-8M0101089		
SC1000 - Gray Lens	Bezels must be ordered separately			
	Glass Lens 7,000 Tach	79-8M0101102		
	Glass Lens, Single Engine Kit	79-8M0101104		
	Glass Lens, Dual Engine Kit	79-8M0101105		
VesselView Mobile		84-8M0115080		377
VesselView403		8M0124498		374
VesselView502 Single Engine		8M0110643		374
VesselView502 Multi Engine		8M0110646		374
VesselView703 Single Engine		8M0124495		374
VesselView703 Multi Engine		8M0124496		374
VesselView903 Single Engine		8M0129543		373
VesselView903 Multi Engine		8M0129545		373
	Electrical			
Ignition/Choke Assembly - 15 ft. (4.6 m) harness		84-896537K15		586
Ignition/Choke Assembly - 20 ft. (6.1 m) harness		84-896537K20		587
Ignition/Choke Assembly - Transom Mounted		15000A14		40, 588
Power Trim Switch Kit - 10 ft. (3.0 m)	With or without tiller handle	87- 18286A18		29, 613
Power Trim Switch Kit - 25 ft. (7.6 m)	With or without tiller handle	87- 18286A19		613
Lanyard Stop Switch, single engine	Flush mounted	87- 19674A07		596
	Chrome bezel mounted	87- 19674A08		596
Lanyard Stop Switch, dual engines	Flush mounted	87- 19674A12		596
	Chrome bezel mounted	87- 19674A13		596
MerCathode		88334A 2		182
	Fuel Line Assemblies, Tanks & Hardware (Low Permeation hoses shown below)			
Fuel Filter - EFI Models		35-879885Q		248
Fuel Line 100 ft. (30.5m) - (low permeation)	3/8 ID	32-8M0038563		75
	5/16 ID	32-8M0038500		75
Fuel Line Coupler	Barbed ends, couples 3/8 ID line to 5/16 ID line	22-8M0001721		79
Fuel Tank (US-EPA) 6.6 gal. (25 L) Box Style	US-EPA 2011 Compliant	1200-8M0054600		
Fuel Tank (non-US) 6.6 gal. (25 L) Box Style	Threaded fuel line connection	1200-8M0057256		73
Fuel Tank (non-US) 6.6 gal. (25 L) Box Style	Threaded fuel line connection & integral gauge	1200-8M0047607		72
Fuel Tank (non-US) 6.6 gal. (25 L) Box Style	Quick connect fuel line connection/integral gauge	1200-8M0083451		72
Fuel Tank (US-EPA) 6.6 gal. Suitcase Style	US-EPA 2011 Compliant	1200-8M0045691		
Fuel Tank (non-US) 6.6 gal. Suitcase Style	Threaded fuel line connection	1200-8M0057254		73
Fuel Tank (non-US) 6.6 gal. Suitcase Style	Threaded fuel line connection & integral gauge	1200-8M0047603		73
Fuel Tank (non-US) 6.6 gal. Suitcase Style	Quick connect fuel line connection/integral gauge	1200-8M0083452		72
Primer Bulb Assembly (US-EPA)	MPP Branded	8M0061876		
	QS Branded	8M0061875		

QUICK REFERENCE GUIDE-OUTBOARD

Description	Application	Part Number	Thru	P/N	Page
Primer Bulb Assembly (non-EPA)	MPP Branded	8M0054314			75
	QS Branded	8M0054313			
Miscellaneous Accessories					
Oil Filter - QS		35-8M0065103			276
Oil Filter - MPP		35-8M0065104			
Oil Filter Wrench - QS		91-802653Q02			306
Oil Filter Wrench - MPP		91-802653K02			
Crankcase Oil Pump		802889Q 1			305
Tiller Handle Kit	40 BigFoot, 50 & 60 Converts ERC (remote) to EH (tiller)	880093A03			46
Big Tiller for ELPT Models	Manual mechanical, non-power steering	879291A04			48, 627
Big Tiller for ELHPT Models	Manual mechanical, non-power steering	879291A05			49, 627
Big Tiller throttle/shift cable kit	Required for either version	8M0082354			49
Big Tiller Auxiliary Light	Optional	897978T02			50, 628
Big Tiller RPM Adjuster	Optional	87-8M0083437			49, 614
Tilt Limit Switch Kit	Analog device	899625K08			612
Driveshaft Extension Kit - 5 in. - 40 BigFoot	Converts 20 in. (508 mm) to 25 in. (635 mm)	12092A20			59
Driveshaft Ext. Kit - 2-1/2 in. - 50/60 Standard	Converts 20 in. (508 mm) to 22-1/2 in. (572 mm)	879150A88			60
Driveshaft Ext. Kit - 5 in. - 50/60 BigFoot	Converts 20 in. (508 mm) to 25 in. (635 mm)	12092A20			59
Flushing Attachment - allows running engine - QS		44357Q 2			209
Flushing Attachment - allows running engine - MPP		44357T 2			
Steering					
Steering Cable Attaching Kit - Mechanical	Starboard entry	19608A14			670
	Port entry	19609A 6			670
Steering Bracket without carrying handle	Necessary to convert tiller to remote steering	816667A 2			56, 671

75-90-115 Hp FourStroke 1B366823-2B094995

Description	Part Number	Page
Controls		
Side Mount - MSC 4000 Series - Electric w/trim	15 ft. (4.6 m) harness	8M0083666
	20 ft. (6.1 m) harness	8M0083667
	Extra 6 ft. extension (10 pin)	84-8M0058668
		484
Dual Engine Remote Control Kit	Used with side mount controls	16909A 2
		486
Panel Mount (with trim) - MPC 4000 Series (Gen II)	Finger Release - Black Handle	8M0011213
	Finger Release - Black Handle	8M0030550
	Lock Bar	883710A02
		479
		479
		480
Console Mount (single eng. with trim) - Commander	88688A25	487

QUICK REFERENCE GUIDE-OUTBOARD

Description		Part Number	Page
Console Mount (single eng. with trim) - MCC 4500	Gen II	8M0059686	481
Console Mount (dual eng. with trim) - Commander	Twin trim switches in handle	88688A22	487
Console Mount (dual eng. with trim) - MCC 4500	(Gen II) - single trim switch in handle	8M0075245	482
Throttle/Shift Cables (two per engine) - (Gen I)	Premium	897977A03 thru 897977A50	
Throttle/Shift Cables (two per engine) - (Gen II)	Premium	897978A03 thru 897978A50	
Analog Instrumentation			
75/80/90/100 hp. WOT = 5000-6000 RPMs			
115 hp. WOT = 5800-6400 RPMs			
Tachometer - 8000 RPM - Flagship	Black Face (setting 6P)	79-895283A06	429
	White Face (setting 6P)	79-895283A26	434
Tachometer - 8000 RPM - Admiral	Black Face (setting 6P)	79-895283Q06	443
	White Face setting (6P)	79-895283Q26	451
Tachometer - 7000 RPM - Flagship	Black Face (setting 6P)	79-895283A05	429
	White Face (setting 6P)	79-895283A25	434
Tachometer - 7000 RPM - Admiral	Black Face (setting 6P)	79-895283Q05	442
	White Face (setting 6P)	79-895283Q25	450
Tachometer Harness - Analog - 5 ft.	Use with 14 pin Side Mount controls or harnesses.	84-892990T01	571
- Analog - 10 ft.	Use with 14 pin Side Mount controls or harnesses.	84-892990T10	571
- Analog - 15 ft.	Use with 14 pin Side Mount controls or harnesses.	84-892990T15	571
Speedometer - 65 MPH - Flagship	Black Face	79-895285A03	430
	White Face	79-895285A23	434
Speedometer - 65 MPH - Admiral	Black Face	79-895285Q03	443
	White Face	79-895285Q23	451
Battery Meter - Flagship	Black Face	79-895286A01	431
	White Face	79-895286A21	435
Battery Meter - Admiral	Black Face	79-895286Q01	444
	White Face	79-895286Q21	452
Fuel Gauge - Flagship	Black Face	79-895291A01	432
	White Face	79-895291A21	437
Fuel Gauge - Admiral	Black Face	79-895291Q01	445
	White Face	79-895291Q21	453
Cruiselog (hour meter) - Flagship	Black Face	79-895295A01	433
	White Face	79-895295A21	438
Cruiselog (hour meter) - Admiral	Black Face	79-895295Q01	446
	White Face	79-895295Q21	454
Power Trim - Flagship	Black Face	79-895292A01	433
	White Face	79-895292A21	437
Power Trim - Admiral	Black Face	79-895292Q01	446
	White Face	79-895292Q21	454
Power Trim Sender Kit	(equipped on engine from factory)	8M0098264	464

QUICK REFERENCE GUIDE-OUTBOARD

QUICK REFERENCE GUIDE-OUTBOARD

Description		Part Number	Page
Water Pressure Gauge - 40 PSI - Flagship	Black Face	79-895288A05	432
	White Face	79-895288A25	436
Water Pressure Gauge - 40 PSI - Admiral	Black Face	79-895288Q05	445
	White Face	79-895288Q25	453
Water Pressure Fitting	(included in 40 PSI water pressure kits)	22-896094A01	461
(Verify engine for suitability of product)	SmartCraft Instrumentation		
SmartCraft Conversion Kit	Includes block water temp & pressure sensors	889250K01	416
	Includes trim position & pitot sensors		
	Gauges must be ordered separately		
SC1000 System Monitor - Front Mount	Rectangular	79-879896K21	403
SC1000 System Monitor - Rear Mount	Rectangular	79-879896K19	403
SC1000 System Monitor - Front Mount	Round - Black	79-892219K19	402
	Round - White	79-892219K20	402
MercMonitor - NMEA 2000	Gateway Level 1 ECO Screen	79-8M0100793	
	Gateway Level 2 SmartTow RPM, ECO Screen	79-8M0100794	
	Gateway Level 3 SmartTow Pro, ECO Screen	79-8M0100797	
	Gateway Level 3 SmartTow Pro w/GPS puck, ECO Screen	79-8M0100795	
	ECO Screen only	79-8M0119406	
SC1000 Black - Glass Lens	Bezels must be ordered separately		
	Glass Lens, 7,000 Tach	79-8M0101099	
	Glass Lens, Single Engine Kit	79-8M0101096	
	Glass Lens, Dual Engine Kit	79-8M0101095	
SC1000 White - Glass Lens	Bezels must be ordered separately		
	Glass Lens, 7,000 Tach	79-8M0101097	
	Glass Lens, Single Engine Kit	79-8M0101088	
	Glass Lens, Dual Engine Kit	79-8M0101089	
SC1000 Gray - Glass Lens	Bezels must be ordered separately		
	Glass Lens, 7,000 Tach	79-8M0101102	
	Glass Lens, Single Engine Kit	79-8M0101104	
	Glass Lens, Dual Engine Kit	79-8M0101105	
VesselView Mobile		84-8M0115080	377
VesselView403		8M0124498	374
VesselView502 Single Engine		8M0110643	374
VesselView502 Multi Engine		8M0110646	374
VesselView703 Single Engine		8M0124495	374
VesselView703 Multi Engine		8M0124496	374
VesselView903 Single Engine		8M0129543	373
VesselView903 Multi Engine		8M0129545	373
	Electrical		
Ignition/Choke Assembly - 2 ft. (.61 m) harness	with keyswitch	84-896537K02	586
Ignition/Choke Assembly - 8 ft. (2.4 m) harness	with keyswitch	84-896537K08	586

QUICK REFERENCE GUIDE-OUTBOARD

Description		Part Number	Page
Ignition/Choke Assembly - 11 ft. (3.3 m) harness	with keyswitch	84-896537K11	586
Ignition/Choke Assembly - 15 ft. (4.6 m) harness	with keyswitch	84-896537K15	586
Ignition/Choke Assembly - 20 ft. (6.1 m) harness	with keyswitch	84-896537K20	587
Ignition/Choke Assembly - 25 ft. (6.1 m) harness	with keyswitch	84-896537K24	587
Power Trim Switch Kit - 10 ft. (3.0 m)	Surface or flush mounting	87- 18286A47	614
Power Trim Switch Kit - 25 ft. (7.6 m)	Surface or flush mounting	87- 18286A46	609
"Y" Harness for trim switches above	Allows tee-in of bow PT switch with remote controls	84-889295T	614
Lanyard Stop Switch, single engine	Flush mounted	87- 19674A07	596
	Chrome bezel mounted	87- 19674A08	596
Lanyard Stop Switch, dual engines	Flush mounted	87- 19674A12	596
	Chrome bezel mounted	87- 19674A13	596
Fuel Line Assemblies, Tanks & Hardware (new Low Permeation hoses shown below)			
Fuel Filter	In-Line filter	35-879885Q	248
Fuel Line 100 ft. (30.5m) - (low permeation)	5/16 ID	32-8M0038500	75
Fuel Line 100 ft. (30.5m) - (low permeation)	3/8 ID	32-8M0038563	75
Fuel Line Coupler	Barbed ends, couples 3/8 ID line to 5/16 ID line	22-8M0001721	79
Fuel Tank (US-EPA) 6.6 gal. Box Style	US-EPA 2011 Compliant	1200-8M0054600	
Fuel Tank (US-EPA) 6.6 gal. Suitcase Style	US-EPA 2011 Compliant	1200-8M0045691	
Fuel Tank (non-US) 6.6 gal. (25 L) Box Style	Quick connect fuel line connection/integral gauge	1200-8M0083451	72
Fuel Tank (non-US) 6.6 gal. Suitcase Style	Quick connect fuel line connection/integral gauge	1200-8M0083452	72
Connector Kit - QS branded	Contains on-engine and mating fuel line connector	22-804787Q	78
Connector Kit - MPP branded	Contains on-engine and mating fuel line connector	22-804787T	
Miscellaneous Accessories			
Oil Filter - QS	Requires 91-889277Q01 or K01 filter wrench	35-877761Q01	276
Oil Filter - MPP	Requires 91-889277Q01 or K01 filter wrench	35-877761K01	
Oil Filter Wrench - QS	Fits the 35-877761 series filter	91-889277Q01	307
Oil Filter Wrench - MPP	Fits the 35-877761 series filter	91-889277K01	
Crankcase Oil Pump		802889Q 1	305
Oil Pump Extraction Tube	Required with pump above	32-859717A 2	306
Tiller Handle Kit		816366A52	47
Big Tiller	Mechanical Non-Power Steering Version	8M0093581	48, 627
Big Tiller	Mechanical Power Steering Version	8M0134607	48, 626
Big Tiller throttle/shift cable kit	Required for either version	8M0082351	49
Replacement Skeg		15985A02	94, 928
Driveshaft Extension Kit - 5 inch	Converts 20 inch (508 mm) to 25 inch (635 mm)	12092A19	58
Tilt Limit Switch Kit	Analog device	899625K02	611

QUICK REFERENCE GUIDE-OUTBOARD

Description		Part Number	Page
	Digital device	899625K04	612
Flushing Attachment - allows running engine - QS		44357Q 2	209
Flushing Attachment - allows running engine - MPP		44357T 2	
Coastal Flush Kit		858566A03	71
Rigging Tube Kit	Includes 5 ft. of 2 inch tube, clamp & transom fit	32-825191A03	56, 499
	Steering - Mechanical		
Link Rod Attaching Kit	Used with starboard entry attaching cables	92876A12	670
Ride Guide Attaching Kit	Single Engine - Two Cable	92876A 8	673
	Dual Engine - Two Cable	92876A 9	673
	Steering - Hydraulic		
Hydraulic Helms	Standard 1.4L Helm w/fluid & mtg. hdwe.	8M0050098	645
	Tilt Helm w/fluid & mtg. hdwe.	8M0050099	645
Remote Fill Kit	Use with Tilt Helm Kit	64-889934A05	648
Hydraulic Hoses	Cylinder to Helm	32-8M0053474 thru 8M0053491	647
Hydraulic Cylinder - Standard Rotation		8M0054993	

75-90-115 Hp FourStroke (Standard Models, non-SeaPro and non-ProXS) 2B094996 and Up

Description		Part Number	Page
	Controls		
Side Mount - MSC 4000 Series - Electric w/trim	15 ft. (4.6 m) harness	8M0083666	
	20 ft. (6.1 m) harness	8M0083667	
	Extra 6 ft. extension (10 pin)	84-8M0058668	484
Dual Engine Remote Control Kit	Used with side mount controls	16909A 2	486
Panel Mount (with trim) - MPC 4000 Series (Gen II)	Finger Release - Black Handle	8M0011213	479
	Finger Release - Black Handle	8M0030550	479
	Lock Bar	883710A02	480
Console Mount (single eng. with trim) - Commander		88688A25	487
Console Mount (single eng. with trim) - MCC 4500	Gen II	8M0059686	481
Console Mount (dual eng. with trim) - Commander	Twin trim switches in handle	88688A22	487
Console Mount (dual eng. with trim) - MCC 4500	(Gen II) - single trim switch in handle	8M0075245	482
Throttle/Shift Cables (two per engine) - (Gen I)	Premium	897977A03 thru 897977A50	
Throttle/Shift Cables (two per engine) - (Gen II)	Premium	897978A03 thru 897978A50	
	Analog Instrumentation		
75/80 WOT = 4500-5500 RPMs			
90/100/115 hp. WOT = 5000-6000 RPM's			

QUICK REFERENCE GUIDE-OUTBOARD

Description		Part Number	Page
Tachometer - 8000 RPM - Flagship	Black Face (setting 6P)	79-895283A06	429
	White Face (setting 6P)	79-895283A26	434
Tachometer - 8000 RPM - Admiral	Black Face (setting 6P)	79-895283Q06	443
	White Face setting (6P)	79-895283Q26	451
Tachometer - 7000 RPM - Flagship	Black Face (setting 6P)	79-895283A05	429
	White Face (setting 6P)	79-895283A25	434
Tachometer - 7000 RPM - Admiral	Black Face (setting 6P)	79-895283Q05	442
	White Face (setting 6P)	79-895283Q25	450
Tachometer Harness - Analog - 5 ft.	Use with 14 pin Side Mount controls or harnesses.	84-892990T01	571
- Analog - 10 ft.	Use with 14 pin Side Mount controls or harnesses.	84-892990T10	571
- Analog - 15 ft.	Use with 14 pin Side Mount controls or harnesses.	84-892990T15	571
Speedometer - 65 MPH - Flagship	Black Face	79-895285A03	430
	White Face	79-895285A23	434
Speedometer - 65 MPH - Admiral	Black Face	79-895285Q03	443
	White Face	79-895285Q23	451
Battery Meter - Flagship	Black Face	79-895286A01	431
	White Face	79-895286A21	435
Battery Meter - Admiral	Black Face	79-895286Q01	444
	White Face	79-895286Q21	452
Fuel Gauge - Flagship	Black Face	79-895291A01	432
	White Face	79-895291A21	437
Fuel Gauge - Admiral	Black Face	79-895291Q01	445
	White Face	79-895291Q21	453
Cruiselog (hour meter) - Flagship	Black Face	79-895295A01	433
	White Face	79-895295A21	438
Cruiselog (hour meter) - Admiral	Black Face	79-895295Q01	446
	White Face	79-895295Q21	454
Power Trim - Flagship	Black Face	79-895292A01	433
	White Face	79-895292A21	437
Power Trim - Admiral	Black Face	79-895292Q01	446
	White Face	79-895292Q21	454
Power Trim Sender Kit	(equipped on engine from factory)	8M0098264	464
Water Pressure Gauge - 40 PSI - Flagship	Black Face	79-895288A05	432
	White Face	79-895288A25	436
Water Pressure Gauge - 40 PSI - Admiral	Black Face	79-895288Q05	445
	White Face	79-895288Q25	453
Water Pressure Fitting	Kit to connect to analog gauge	32-8M0088855	461
(Verify engine for suitability of product)	SmartCraft Instrumentation		
SmartCraft Sensor Kits	Pitot Sensor Kit	8M0090447	427
	Water Pressure Digital Kit	8M0089111	
SC1000 System Monitor - Front Mount	Rectangular	79-879896K21	403

QUICK REFERENCE GUIDE-OUTBOARD

Description		Part Number	Page
SC1000 System Monitor - Rear Mount	Rectangular	79-879896K19	403
SC1000 System Monitor - Front Mount	Round - Black	79-892219K19	402
	Round - White	79-892219K20	402
MercMonitor - NMEA 2000	Gateway Level 1 ECO Screen	79-8M0100793	
	Gateway Level 2 SmartTow RPM, ECO Screen	79-8M0100794	
	Gateway Level 3 SmartTow Pro, ECO Screen	79-8M0100797	
	Gateway Level 3 SmartTow Pro w/GPS puck, ECO Screen	79-8M0100795	
	ECO Screen only	79-8M0119406	402
SC1000 Black - Glass Lens	Bezels must be ordered separately		
	Glass Lens, 7,000 Tach	79-8M0101099	
	Glass Lens, Single Engine Kit	79-8M0101096	
	Glass Lens, Dual Engine Kit	79-8M0101095	
SC1000 White - Glass Lens	Bezels must be ordered separately		
	Glass Lens, 7,000 Tach	79-8M0101097	
	Glass Lens, Single Engine Kit	79-8M0101088	
	Glass Lens, Dual Engine Kit	79-8M0101089	
SC1000 Gray - Glass Lens	Bezels must be ordered separately		
	Glass Lens, 7,000 Tach	79-8M0101102	
	Glass Lens, Single Engine Kit	79-8M0101104	
	Glass Lens, Dual Engine Kit	79-8M0101105	
VesselView Mobile		84-8M0115080	377
VesselView403		8M0124498	374
VesselView502 Single Engine		8M0110643	374
VesselView502 Multi Engine		8M0110646	374
VesselView703 Single Engine		8M0124495	374
VesselView703 Multi Engine		8M0124496	374
VesselView903 Single Engine		8M0129543	373
VesselView903 Multi Engine		8M0129545	373
Electrical			
Ignition/Choke Assembly - 2 ft. (.61 m) harness	with keyswitch	84-896537K02	586
Ignition/Choke Assembly - 8 ft. (2.4 m) harness	with keyswitch	84-896537K08	586
Ignition/Choke Assembly - 11 ft. (3.3 m) harness	with keyswitch	84-896537K11	586
Ignition/Choke Assembly - 15 ft. (4.6 m) harness	with keyswitch	84-896537K15	586
Ignition/Choke Assembly - 20 ft. (6.1 m) harness	with keyswitch	84-896537K20	587
Ignition/Choke Assembly - 25 ft. (6.1 m) harness	with keyswitch	84-896537K24	587
Power Trim Switch Kit - 10 ft. (3.0 m)	Surface or flush mounting	87-18286A47	614
Power Trim Switch Kit - 25 ft. (7.6 m)	Surface or flush mounting	87-18286A46	609
"Y" Harness for trim switches above	Allows tee-in of bow PT switch with remote controls	84-889295T	614
Lanyard Stop Switch, single engine	Flush mounted	87-19674A07	596
	Chrome bezel mounted	87-19674A08	596
Lanyard Stop Switch, dual engines	Flush mounted	87-19674A12	596
	Chrome bezel mounted	87-19674A13	596

QUICK REFERENCE GUIDE-OUTBOARD

Description		Part Number	Page
Fuel Line Assemblies, Tanks & Hardware (new Low Permeation hoses shown below)			
Low Pressure In-line Fuel Filter	Located under cowl	35-879885K	
Water Separating Fuel Filter Kit	Located in boat, provides warning signal	8M0109543	82
Fuel Line 100 ft. (30.5m) - (low permeation)	5/16 ID	32-8M0038500	75
Fuel Line 100 ft. (30.5m) - (low permeation)	3/8 ID	32-8M0038563	75
Fuel Line Coupler	Barbed ends, couples 3/8 ID line to 5/16 ID line	22-8M0001721	79
Fuel Tank (US-EPA) 6.6 gal. Box Style	US-EPA 2011 Compliant	1200-8M0054600	
Fuel Tank (US-EPA) 6.6 gal. Suitcase Style	US-EPA 2011 Compliant	1200-8M0045691	
Fuel Tank (non-US) 6.6 gal. (25 L) Box Style	Quick connect fuel line connection/integral gauge	1200-8M0083451	72
Fuel Tank (non-US) 6.6 gal. Suitcase Style	Quick connect fuel line connection/integral gauge	1200-8M0083452	72
Primer Bulb Assembly	Not used with this system		
Connector Kit - MPP branded	Contains on-engine and mating fuel line connector	22-804787T	
Miscellaneous Accessories			
Oil Filter - MPP		35-8M0065104	
Oil Filter Wrench - MPP		91-802653K02	
Crankcase Oil Pump		802889Q 1	305
Oil Pump Extraction Tube	Required with pump above	32-859717A 2	306
Big Tiller	Mechanical Non-Power Steering Version	8M0093581	48, 627
Big Tiller	Mechanical Power Steering Version	8M0134607	48, 626
Big Tiller throttle/shift cable kit	Required for either version	8M0082351	49
Replacement Skeg	Standard gearcase	8M0090442	94
	Command Thrust gearcase	8M0060147	94, 929
Driveshaft Extension Kit - Standard gearcase	Converts 20 inch (508 mm) to 25 inch (635 mm)	8M0105089	59
Driveshaft Extension Kit - Command Thrust	Converts 20 inch (508 mm) to 25 inch (635 mm)	8M0105090	59
Steering Trim Tab - Standard Gearcase		8M0091534	245
Tilt Converter/Limit Switch Kit	Provides digital trim signal AND limits trim range	8M0118725	465
Flushing Attachment - allows running engine - QS		44357Q 2	209
Flushing Attachment - allows running engine - MPP		44357T 2	
Rigging Tube Kit	Includes 5 ft. of 2 inch tube, clamp & transom fit	32-825191A03	56, 499
Steering - Mechanical			
Link Rod Attaching Kit	Used with starboard entry attaching cables	92876A12	670
Ride Guide Attaching Kit	Single Engine - Two Cable	92876A 8	673
	Dual Engine - Two Cable	92876A 9	673

QUICK REFERENCE GUIDE-OUTBOARD

Description	Part Number	Page
Steering - Hydraulic		
Hydraulic Helms	Standard 1.4L Helm w/fluid & mtg. hdwe.	8M0050098 645
	Tilt Helm w/fluid & mtg. hdwe.	8M0050099 645
Remote Fill Kit	Use with Tilt Helm Kit	64-889934A05 648
Hydraulic Hoses	Cylinder to Helm	32-8M0053474 thru 8M0053491 647
Hydraulic Cylinder - Standard Rotation		8M0054993

150 EFI FourStroke (Standard Models, non-SeaPro and non ProXS) 1B905505 & above

Description	Part Number	Page
Controls		
Side Mount - MSC 4000 Series - Electric w/trim	15 ft. (4.6 m) harness	8M0083666
	20 ft. (6.1 m) harness	8M0083667
	Extra 6 ft. extension (10 pin)	84-8M0058668 484
Dual Engine Remote Control Kit	(for side mount control stacking)	16909A 2 486
Panel Mount (with trim) - MPC 4000 Series (Gen II)	Finger Release - Black Handle	8M0011213 479
	Finger Release - Chrome Handle	8M0030550 479
	Lock Bar	883710A02 480
Console Mount (single eng. with trim) - Commander		88688A25 487
Console Mount (single eng. with trim) - MCC 4500	Gen II	8M0059686 481
Console Mount (dual eng. with trim) - Commander	Twin trim switches in handle	88688A22 487
Console Mount (dual eng. with trim) - MCC 4500	(Gen II) - single trim switch in handle	8M0075245 482
Throttle/Shift Cables (two per engine) - (Gen I)	(Premium Series)	897977A03 thru 897977A50
Throttle/Shift Cables (two per engine) - (Gen II)	(Premium Series)	897978A03 thru 897978A50
Instrumentation - Analog Gauges		
150 HP. Max WOT Range = 5,000-5,800 RPM's		
Analog Gauge Interface	Required for analog water temp or analog oil pressure Trim Sensor Converter not required if AGI is used	892486K08 426
Service Monitor	Apply 3 wraps for proper operation	79-8M0050399 468
Tachometer - 7000 RPM - Flagship	Black Face	79-895283A05 429
	White Face	79-895283A25 434
Tachometer - 7000 RPM - Admiral	Black Face	79-895283Q05 442
	White Face	79-895283Q25 450
Tachometer - 6000 RPM - Flagship	Black Face	79-895283A03 429
	White Face	79-895283A23 434
Tachometer - 6000 RPM - Admiral	Black Face	79-895283Q03 442
	White Face	79-895283Q23 450

QUICK REFERENCE GUIDE-OUTBOARD

Description		Part Number	Page
Tachometer Harness - Analog	5 ft. length x 14 pin	84-892990T01	571
	10 ft. length x 14 pin	84-892990T10	571
	15 ft. length x 14 pin	84-892990T15	571
Speedometer - 80 MPH - Flagship	Black Face	79-895285A04	430
	White Face	79-895285A24	434
Speedometer - 80 MPH - Admiral	Black Face	79-895285Q04	443
	White Face	79-895285Q24	451
Speedometer - 65 MPH - Flagship	Black Face	79-895285A03	430
	White Face	79-895285A23	434
Speedometer - 65 MPH - Admiral	Black Face	79-895285Q03	443
	White Face	79-895285Q23	451
Battery Meter - Flagship	Black Face	79-895286A01	431
	White Face	79-895286A21	435
Battery Meter - Admiral	Black Face	79-895286Q01	444
	White Face	79-895286Q21	452
Fuel Gauge - Flagship	Black Face	79-895291A01	432
	White Face	79-895291A21	437
Fuel Gauge - Admiral	Black Face	79-895291Q01	445
	White Face	79-895291Q21	453
Cruiselog (hour meter) - Flagship	Black Face	79-895295A01	433
	White Face	79-895295A21	438
Cruiselog (hour meter) - Admiral	Black Face	79-895295Q01	446
	White Face	79-895295Q21	454
Trim Sensor Converter	Converts digital trim signal to analog	8M0059529	465
Power Trim - Flagship - Analog	Black Face - Converter or AGI required	79-895292A01	433
	White Face - Converter or AGI required	79-895292A21	437
Power Trim - Admiral - Analog	Black Face - Converter or AGI required	79-895292Q01	446
	White Face - Converter or AGI required	79-895292Q21	454
Water Pressure Fitting Kit	Fitting to connect to engine block	32-8M0063663	
Water Pressure Gauge - 30 PSI - Flagship	Black Face	79-895288A03	431
	White Face	79-895288A23	436
Water Pressure Gauge - 30 PSI - Admiral	Black Face	79-895288Q03	445
	White Face	79-895288Q23	453
Water Temperature Gauge (100-240 deg. F) - Flagship	Black Face - requires AGI	79-895287A01	431
	White Face - requires AGI	79-895287A21	435
Water Temperature Gauge (100-240 deg. F) - Admiral	Black Face - requires AGI	79-895287Q01	444
	White Face - requires AGI	79-895287Q21	452
Dual Engine Synchronizer - Flagship	Black Face	79-895294A01	432
	White Face	79-895294A21	437
Dual Engine Synchronizer - Admiral	Black Face	79-895294Q01	446
	White Face	79-895294Q21	454

QUICK REFERENCE GUIDE-OUTBOARD

Description	Part Number	Page
Instrumentation - SmartCraft Gauges		
MercMonitor - NMEA 2000	Gateway Level 1 ECO Screen	79-8M0100793
	Gateway Level 2 SmartTow RPM, ECO Screen	79-8M0100794
	Gateway Level 3 SmartTow Pro, ECO Screen	79-8M0100797
	Gateway Level 3 SmartTow Pro w/GPS puck, ECO Screen	79-8M0100795
	ECO Screen only	79-8M0119406
VesselView Mobile	84-8M0115080	377
VesselView403	8M0124498	374
VesselView502 Single Engine	8M0110643	374
VesselView502 Multi Engine	8M0110646	374
VesselView703 Single Engine	8M0124495	374
VesselView703 Multi Engine	8M0124496	374
VesselView903 Single Engine	8M0129543	373
VesselView903 Multi Engine	8M0129545	373
SC1000 - Black	Bezels must be ordered separately	
	Glass Lens 7,000 Tach	79-8M0101099
	Glass Lens, Single Engine Kit	79-8M0101096
	Glass Lens, Dual Engine Kit	79-8M0101095
SC1000 - White	Bezels must be ordered separately	
	Glass Lens 7,000 Tach	79-8M0101097
	Glass Lens, Single Engine Kit	79-8M0101088
	Glass Lens, Dual Engine Kit	79-8M0101089
SC1000 - Gray	Bezels must be ordered separately	
	Glass Lens 7,000 Tach	79-8M0101102
	Glass Lens, Single Engine Kit	79-8M0101104
	Glass Lens, Dual Engine Kit	79-8M0101105
SmartCraft Pitot Sensor Kit	Components to use Pitot for Speed	8M0090447 427
SmartCraft Water Pressure Fitting Kit	Components to display water pressure	8M0059531 461
Electrical		
Ignition/Choke Assembly - 2 ft. (609 mm) harness		84-896537K02 586
Ignition/Choke Assembly - 8 ft. (2.44 m) harness		84-896537K08 586
Ignition/Choke Assembly - 11 ft. (3.35 m) harness		84-896537K11 586
Ignition/Choke Assembly - 15 ft. (4.6 m) harness		84-896537K15 586
Ignition/Choke Assembly - 20 ft. (6.1 m) harness		84-896537K20 587
Ignition/Choke Assembly - 25 ft. (7.62 m) harness	Single harness	84-896537K24 587
Ignition/Choke Assembly - 25 ft. (7.62 m) harnesses	Two harnesses	84-896537K25 587
Ignition/Choke Assembly - 30 ft. (9.14 m) harness	Single harness	84-896537K29 587
Ignition/Choke Assembly - 30 ft. (9.14 m) harnesses	Two harnesses	84-896537K30 587
Lanyard Stop Switch, single engine	Flush mounted	87-19674A07 596
	Chrome bezel mounted	87-19674A08 596
Lanyard Stop Switch, dual engine	Flush mounted	87-19674A12 596
	Chrome bezel mounted	87-19674A13 596
Lanyard Stop Switch, triple or quad	Flush mounted	87-19674A14 596
	Chrome bezel mounted	87-19674A15 598

QUICK REFERENCE GUIDE-OUTBOARD

Description		Part Number	Page
Diode Assembly - dual engine	(required to use a single lanyard)	84-898289A72	597
Fuel Line Assemblies, Tanks & Hardware (Low Permeation hoses shown below)			
Low Pressure Inline Fuel Filter	Located under cowl	35-879885Q	248
High Pressure Inline Fuel Filter	Located under cowl	35-8M0057677	245
Water Separating Fuel Filter Kit	Locate in boat, provides warning signal	8M0109543	82
Bulk Fuel Line - (low permeation)	5/16 ID - no bulb or ends - 100 ft.	32-8M0038500	75
	3/8 ID - no bulb or ends - 100 ft.	32-8M0038563	75
Fuel Line Connector	3/8 to 5/16	22-8M0001721	79
Primer Bulb	Not used with this system	NA	
Fuel Tank (US-EPA) 6.6 gal. Box Style	US-EPA 2011 Compliant	1200-8M0054600	
Fuel Tank (US-EPA) 6.6 gal. Suitcase Style	US-EPA 2011 Compliant	1200-8M0045691	
Fuel Tank (non-US) 6.6 gal. (25 L) - Plastic Box Style	Quick connect fuel line connection/integral gauge	1200-8M0083451	72
Fuel Tank (non-US) 6.6 gal. - Plastic Suitcase Style	Quick connect fuel line connection/integral gauge	1200-8M0083452	72
Miscellaneous Accessories			
Oil Filter		35-877761K01	
Oil Filter Wrench		91-889277K01	
Replacement Skeg		8M0060147	94, 929
Driveshaft Extension Kit	Converts an X model to an XL	8M0105087	59
Rigging Hose Kit	Includes new grommet 8M0062583	32-8M0062693	56, 499
Trim Limit Switch Kit - electronic switch style	Analog device	8M0059532	612
Big Tiller	Mechanical Power Steering Version	8M0134604	48, 626
Big Tiller throttle/shift cable kit	Required	8M0082355	49, 628
Big Tiller Auxiliary Light	Optional	897978T02	50, 628
RPM Adjuster	Optional	87-8M0083437	49, 614
Theft Deterrent System	Engine Immobilizer	8M0057383	601
Jet Pump	Rated 110 HP	67-8M0064433	
Flushing Attachment - allows running engine - Q/S	(not for use with Jet)	44357Q 2	209
Flushing Attachment - allows running engine - MPP	(not for use with Jet)	44357T 2	
Hydraulic Steering			
Hydraulic Steering - Dual Engine	Standard Helm without hoses	8M0056139	646
	Tilt Helm without hoses	8M0056140	646
	Standard Cylinder	8M0050097	646
	Port Cylinder	8M0056145	646

QUICK REFERENCE GUIDE-OUTBOARD

Description		Part Number		Page
Hydraulic Hoses	2 to 30 foot lengths	32-8M0053474	thru 8M0053491	647
	Power Steering			
Power Steering - Multiple Engines	Standard Helm without hoses	892380K05	thru 892380K12	628
	Tilt Helm without hoses	892560K31	thru 892560K35	
	Standard Cylinder	898349A11		633
	Counter Rotation Cylinder	898349A14		633
Power Steering Hoses (Pump)	2 to 30 ft. lengths	32-892438K02	thru 892438K30	638
Dual Engine Tie Bars	Single Cylinder Tie Bars - 26, 28, 30, 32, 34 inch lengths	64-8M0063473	thru 8M0063477	643

135-150-175-200 (4 Cylinder) Verado 1B311420 & up

Description		Part Number		Page
	Rigging Kits for Verado DTS Engines			
Panel Mount - Chrome - Master Rigging Kit	Single Engine	892984K31		522
Panel Mount - Black - Master Rigging Kit	Single Engine	892984K32		522
Slim Binnacle - Chrome	Single Engine	896609K31		
Slim Binnacle - Black	Single Engine	896609K32		
Console Mount - Chrome - Master Rigging Kit	Single Engine	877775K48		
Console Mount - Black - Master Rigging Kit	Single Engine	877775K48		
Console Mount - Chrome - Master Rigging Kit	Dual Engine	8M0079499		522
Console Mount - Black - Master Rigging Kit	Dual Engine	877775K31		
	Controls			
Panel Mount - Chrome - Single Engine	(included in Master Kits above)	892984A01		473
Panel Mount - Black - Single Engine	(included in Master Kits above)	892984A02		473
Slim Binnacle - Chrome	(included in Master Kit above)	896609A01		
Slim Binnacle - Black	(included in Master Kit above)	896609A02		
Console Mount - Chrome - Single Engine	(included in Master Kits above)	NLA		
Console Mount - Black - Single Engine	(included in Master Kits above)	877775A12		
Console Mount - Chrome - Dual Engine	(included in Master Kits above)	877775A19		
Console Mount - Black - Dual Engine	(included in Master Kits above)	877775A11		
DTS Foot Throttle Control Kit	Hot Foot	893359K03		473
	Instrumentation - Analog Gauges			
135 Hp. Max WOT Range = 5200-6400 RPM's				
150/175/200 Max WOT = 5,800-6,400 RPM's				
Analog Gauge Interface	Converts digital signal for use of analog gauges	892486K08		426

QUICK REFERENCE GUIDE-OUTBOARD

Description		Part Number	Page
Instrumentation - SmartCraft (Verify engine for suitability of product.)			
SC1000 System Monitor - Front Mount	Rectangular	79-879896K21	403
SC1000 System Monitor - Rear Mount	Rectangular	79-879896K19	403
SC1000 System Monitor - Front Mount	Round - Black	79-892219K19	402
SC1000 System Monitor - Front Mount	Round - White	79-892219K20	402
SC1000 Black - Glass Lens	Bezels must be ordered separately		
	Glass Lens 7,000 Tach	79-8M0101099	
	Glass Lens, Single Engine Kit	79-8M0101096	
	Glass Lens, Dual Engine Kit	79-8M0101095	
SC1000 White - Glass Lens	Bezels must be ordered separately		
	Glass Lens 7,000 Tach	79-8M0101097	
	Glass Lens, Single Engine Kit	79-8M0101088	
	Glass Lens, Dual Engine Kit	79-8M0101089	
SC1000 Gray - Glass Lens	Bezels must be ordered separately		
	Glass Lens 7,000 Tach	79-8M0101102	
	Glass Lens, Single Engine Kit	79-8M0101104	
	Glass Lens, Dual Engine Kit	79-8M0101105	
MercMonitor	Gateway Level 1 ECO Screen	79-8M0100793	
	Gateway Level 2 SmartTow RPM, ECO Screen	79-8M0100794	
	Gateway Level 3 SmartTow Pro, ECO Screen	79-8M0100797	
	Gateway Level 3 SmartTow Pro w/GPS puck, ECO Screen	79-8M0100795	
	ECO Screen only	79-8M0119406	402
VesselView Mobile		84-8M0115080	377
VesselView403		8M0124498	374
VesselView502 Single Engine		8M0110643	374
VesselView502 Multi Engine		8M0110646	374
VesselView703 Single Engine		8M0124495	374
VesselView703 Multi Engine		8M0124496	374
VesselView903 Single Engine		8M0129543	373
VesselView903 Multi Engine		8M0129545	373
Electrical			
Key Switch - DTS - 3 position	Single	87-897716K01	583
Key Switch - DTS - 3 position	Dual	87-897716K02	583
3 position switch housing		879305A01	584
Key Switch - DTS - 4 position	(no cover or bezel)	87-893353A02	582
	(includes key cover & bezel)	87-893353A03	582
	Matched Keys - Dual	87-893353A04	582
	Matched Keys - Triple	87-893353A05	583
DTS Command Module Kit	Panel Mount - Single	84-893377K04	523
	Console/Zero Effort - Single	84-892955K04	524

QUICK REFERENCE GUIDE-OUTBOARD

Description		Part Number	Page
	Console/Zero Effort - Dual	84-893378K04	525
	Slim Binnacle	84-896372K02	524
14 Pin Data Cable	From engine to helm	84-892451T06 thru 84-892451T40	574
Lanyard Stop Switch, single engine	Flush mounted	87-19674A07	596
	Chrome bezel mounted	87-19674A08	596
Lanyard Stop Switch, dual engines	Flush mounted	87-19674A12	596
	Chrome bezel mounted	87-19674A13	596
Lanyard Stop Switch, triple or quad	Flush mounted	87-19674A14	
	Chrome bezel mounted	87-19674A15	598
Accessory Power Harness Kit		84-899785K04	581
	Fuel Line Assemblies, Tanks & Hardware (new Low Permeation hose shown below)		
Fuel Filter	Cartridge Element	35-8M0122423	256
Fuel Filter	In-line	35-879885Q	248
Water Separating Fuel Filter Kit	Vessel mounted, provides warning signal	35-8M0113498	83
Fuel Line - (low permeation)	3/8 inch Fuel Line Required	32-8M0038563	75
	Miscellaneous Accessories		
Oil Filter - QS		35-877767Q01	276
Oil Filter - MPP		35-877767K01	
Rigging Hose Kit		32-825191A03	56, 499
Trailer Clip		833006A 1	35
Battery Cable Set	1 Pos -1 Neg - 12 ft.	84-88439A50	36, 616
Big Tiller	DTS Power Steering Version	8M0134609	48, 626
Tilt Limit Switch Kit	Digital device	899625K05	612
Gearcase Replacement Skeg	Fits the 4.80 torpedo gearcase	898245A01	93, 929
Flushing Attachment - allows running engine - Q/S	(not for use with Jet)	44357Q 2	209
Flushing Attachment - allows running engine - MPP	(not for use with Jet)	44357T 2	
Dual Water Pickup Flush Seal Kit - Q/S		881150Q 1	209
Dual Water Pickup Flush Seal Kit - MPP		881150K 1	
	Hydraulic Steering		
Hydraulic Helms	Standard 1.5L Helm w/ fluid & mtg. hdwe.	8M0056139	646
	Tilt Helm w/ fluid & mtg. hdwe.	8M0056140	646
Remote Fill Kit	Use with Tilt Helm Kit	64-889934A05	648
Hydraulic Hoses	Cylinder to Helm	32-8M0053474 thru 8M0053491	647

QUICK REFERENCE GUIDE-OUTBOARD

QUICK REFERENCE GUIDE-OUTBOARD

Description		Part Number	Page
Steering Cylinder - Standard Rotation	Used on hydraulic or power steering systems	8M0050097	646
Steering Cylinder - Counter Rotation	Used on hydraulic or power steering systems	8M0056145	646
	Power Steering - Optional		
Power Steering Primer Module		91-895040K01	637
Power Steering Rigging Kit, Single Engine	Standard w/pump, signal harness & helm, 4 ft. (optional lengths available)	892380K05	628
	Tilt w/pump, signal harness & helm, 4 ft. (optional lengths available)	892560K35	
Power Steering Rigging Kit, Dual Engines	Standard w/pump, signal harness & helm, 4 ft. (optional lengths available)	892380K36	629
	Tilt w/pump, signal harness & helm, 4 ft. (optional lengths available)	892560K56	
Steering Helm - Standard	Single (included in kit above)	892380A02	
Steering Helm - Tilt	Single (included in kit above)	8M0030272	
Power Steering Kicker Kit		897478K02	654
Power Steering Module (pump & motor)	(with 4 ft. battery leads)	8M0080199	
	(with 12 ft. battery leads)	8M0122662	
	(with 24 ft. battery leads)	8M0080201	
Multiple Battery Fuse Harness Assembly	50 amp power steering fuse circuit	84-898289T77 thru 84-898289T79	
Power Steering Signal Harness - 10 ft.	Multiple engines require 1 harness per engine	84-8M0138676	636
Power Steering Signal Harness - 20 ft.	Multiple engines require 1 harness per engine	84-8M0138677	636
Power Steering Signal Harness - 30 ft.	Multiple engines require 1 harness per engine	84-8M0138678	636
Power Steering Signal Y Harness	Dual Engine	84-892868T01	636
	Triple Engine	84-892868T02	636
Power Steering Hose Kit	Cylinder to Helm	32-8M0046914 thru 32-8M0046928	637
	Power Module to Helm	32-892438K02 thru 32-892438K24	638
	Pressure Hose - Dual Station	32-892825008 thru 32-892825026	639
Steering Cylinder - Standard Rotation	Used on hydraulic or power steering systems	898349A11	633
Steering Cylinder - Counter Rotation	Used on hydraulic or power steering systems	898349A14	633
	Dual Engine & Kicker Tie Bars (Common to both Hydraulic and Power Steering Options)		
Dual Engine Tie Bars	Single Cylinder - Dual Engine	64-8M0063473 thru 8M0063477	643
	Dual Cylinders - Dual Engines	64-892789Q22 thru 64-892789Q27	643
Kicker Tie Bar	Port engine mount	898370A03	644
	Starboard engine mount	898966A02	644

QUICK REFERENCE GUIDE-OUTBOARD

200-225-250-275-300 (6 cyl) Verado 1B390143 & up

Description		Part Number	Page
Rigging Kits for Verado DTS Engines			
Panel Mount - Chrome - Master Rigging Kit	Single Engine	892984K31	522
Panel Mount - Black - Master Rigging Kit	Single Engine	892984K32	522
Slim Binnacle - Chrome			
Slim Binnacle - Chrome	Single Engine	896609K31	
Slim Binnacle - Black			
Slim Binnacle - Black	Single Engine	896609K32	
Console Mount - Chrome - Master Rigging Kit			
Console Mount - Chrome - Master Rigging Kit	Single Engine	877775K48	
Console Mount - Chrome - Master Rigging Kit			
Console Mount - Chrome - Master Rigging Kit	Dual Engine	8M0079499	522
Console Mount - Black - Master Rigging Kit			
Console Mount - Black - Master Rigging Kit	Dual Engine	877775K31	
Triple Engine - Shadow Mode			
Triple Engine - Shadow Mode	Includes Control	877775K35	
Triple Engine - DTS Rigging Kit			
Triple Engine - DTS Rigging Kit	Zero Effort control must be ordered separately	892955K32	525
Quad Engine - Shadow Mode			
Quad Engine - Shadow Mode		877775K17	
Controls			
Panel Mount - Chrome - Single Engine			
Panel Mount - Chrome - Single Engine	(included in Master Kits above)	892984A01	473
Panel Mount - Black - Single Engine			
Panel Mount - Black - Single Engine	(included in Master Kits above)	892984A02	473
Console Mount - Chrome - Single Engine			
Console Mount - Chrome - Single Engine	(included in Master Kits above)	877775A23	
Console Mount - Black - Single Engine			
Console Mount - Black - Single Engine	(included in Master Kits above)	877775A12	
Console Mount - Chrome - Dual Engine			
Console Mount - Chrome - Dual Engine	(included in Master Kits above)	877775A19	
Console Mount - Black - Dual Engine			
Console Mount - Black - Dual Engine	(included in Master Kits above)	877775A11	
Triple Engine - Shadow Mode			
Triple Engine - Shadow Mode	(included in Master Kit above)	877775A21	
Zero Effort Control - 2 Lever			
Zero Effort Control - 2 Lever	Order to complete Master Kit	NLA	thru NLA
Zero Effort Control - 4 Lever			
Zero Effort Control - 4 Lever	Order to complete Master Kit	840714A 1	thru 840714A24
Zero Effort Control - 6 Lever			
Zero Effort Control - 6 Lever	Order to complete Master Kit	840716A 2	thru 840716A19
DTS Foot Throttle Control Kit			
DTS Foot Throttle Control Kit	Hot Foot, MY2007 and newer	893359K03	473
Instrumentation - Analog Gauges			
All Models Max WOT Range = 5,800-6,400 RPM's			
Analog Gauge Interface			
Analog Gauge Interface	Converts digital signal for use of analog gauges	892486K08	426
Instrumentation - SmartCraft			
SC1000 System Monitor - Front Mount			
SC1000 System Monitor - Front Mount	Rectangular	79-879896K21	403
SC1000 System Monitor - Rear Mount			
SC1000 System Monitor - Rear Mount	Rectangular	79-879896K19	403
SC1000 System Monitor - Front Mount			
SC1000 System Monitor - Front Mount	Round - Black	79-892219K19	402
SC1000 System Monitor - Front Mount			
SC1000 System Monitor - Front Mount	Round - White	79-892219K20	402

QUICK REFERENCE GUIDE-OUTBOARD

Description		Part Number	Page
SC1000 Black - Glass Lens	Bezels must be ordered separately		
	Glass Lens 7,000 Tach	79-8M0101099	
	Glass Lens, Single Engine Kit	79-8M0101096	
	Glass Lens, Dual Engine Kit	79-8M0101095	
SC1000 - White - Glass Lens	Bezels must be ordered separately		
	Glass Lens 7,000 Tach	79-8M0101097	
	Glass Lens, Single Engine Kit	79-8M0101088	
	Glass Lens, Dual Engine Kit	79-8M0101089	
SC1000 Gray - Glass Lens	Bezels must be ordered separately		
	Glass Lens 7,000 Tach	79-8M0101102	
	Glass Lens, Single Engine Kit	79-8M0101104	
	Glass Lens, Dual Engine Kit	79-8M0101105	
MercMonitor - NMEA 2000	Gateway Level 1 ECO Screen	79-8M0100793	
	Gateway Level 2 SmartTow RPM, ECO Screen	79-8M0100794	
	Gateway Level 3 SmartTow Pro, ECO Screen	79-8M0100797	
	Gateway Level 3 SmartTow Pro w/GPS puck, ECO Screen	79-8M0100795	
	ECO Screen only	79-8M0119406	402
VesselView Mobile		84-8M0115080	377
VesselView403		8M0124498	374
VesselView502 Single Engine		8M0110643	374
VesselView502 Multi Engine		8M0110646	374
VesselView703 Single Engine		8M0124495	374
VesselView703 Multi Engine		8M0124496	374
VesselView903 Single Engine		8M0129543	373
VesselView903 Multi Engine		8M0129545	373
	Electrical		
Key Switch - DTS - 3 position	Single	87-897716K01	583
Key Switch - DTS - 3 position	Dual	87-897716K02	583
3 position switch housing		879305A01	584
Key Switch - DTS - 4 position	(no cover or bezel)	87-893353A02	582
	(includes key cover & bezel)	87-893353A03	582
	Matched Keys - Dual	87-893353A04	582
	Matched Keys - Triple	87-893353A05	583
	Matched Keys - Quad	87-893353A06	583
Lanyard Stop Switch, single engine	Flush mounted	87- 19674A07	596
	Chrome bezel mounted	87- 19674A08	596
Lanyard Stop Switch, dual engines	Flush mounted	87- 19674A12	596
	Chrome bezel mounted	87- 19674A13	596
Lanyard Stop Switch, triple or quad	Flush mounted	87- 19674A14	
	Chrome bezel mounted	87- 19674A15	598
DTS Command Module Kit	Panel Mount - Single	84-893377K04	523
	Console/Zero Effort - Single	84-892955K04	524
	Console/Zero Effort - Dual	84-893378K04	525
	Slim Binnacle	84-896372K02	524

QUICK REFERENCE GUIDE-OUTBOARD

Description	Part Number	Page	
Shadow Mode	84-896377K02	526	
Quad - (requires both harnesses shown)	84-896377K03	526	
Quad - (requires both harnesses shown)	84-892955K05		
On/Off Hot Foot Kit	898259K01	473	
14 Pin Data Cable	Standard lengths, 6-40 ft. Long (low loss) lengths, 50-120 ft.	84-892451T06 thru 84-892451T40 84-898138T70 thru 84-898138T12	574
Clean Power Harness - engine to battery	Not included with XL or XXL models	84-8M0113732	580
Clean Power Harness - battery to helm J box	Not included with any engine models	84-8M0127682	580
Accessory Power Harness Kit		84-899785K04	581
Fuel Line Assemblies, Tanks & Hardware (new Low Permeation hose shown below)			
Fuel Filter	Cartridge Element, Gen IV and prior	35-8M0122423	256
Fuel Filter		35-879885Q	248
Water Separating Fuel Filter Kit	Vessel mounted Gen IV and prior	35-8M0114618	83
Water Separating Fuel Filter	Vessel mounted Canister, Gen V and newer	8M0095659	
Fuel Line - (low permeation)	3/8 inch Fuel Line Required	32-8M0038563	75
Miscellaneous Accessories			
Oil Filter - QS		35-877769Q01	276
Oil Filter - MPP		35-877769K01	248
Gearcase Oil Drain Funnel	Fits XL model only	91-892866A01	277
Rigging Hose Kit		32-825191A03	56, 499
Gearcase Fill Screw, 4.80 Gearcase	(with sealing washer)	10-880717A01	
Gearcase Fill Screw, 5.44 gearcase	(without sealing washer)	10-8M0071653	
Battery Cable Set	1 Pos -1 Neg - 12 ft.	84- 88439A50	36, 616
Tilt Limit Switch Kit	Digital device	899625K06	612
Gearcase Replacement Skeg	Fits the 4.80 Torpedo gearcase	898245A01	93, 929
Gearcase Replacement Skeg	Fits the 5.44 Torpedo gearcase	8M0052924	93, 929
Flushing Attachment - allows running engine - Q/S	(not for use with Jet)	44357Q 2	209
Flushing Attachment - allows running engine - MPP	(not for use with Jet)	44357T 2	
Dual Water Pickup Flush Seal Kit - Q/S		881150Q 1	209
Dual Water Pickup Flush Seal Kit - MPP		881150K 1	
Steering			
Power Steering Primer Module		91-895040K01	637
Power Steering Rigging Kit - Single Engine	Standard w/pump, signal harness & helm, 4 ft. shown, other lengths available	892380K05	628
	Tilt w/ pump, signal harness & helm, 4 ft. shown, other lengths available	892560K35	

QUICK REFERENCE GUIDE-OUTBOARD

Description	Part Number	Page	
Power Steering Rigging Kit - Dual Engine	Standard w/pump, signal harness & helm, 4 ft. shown, other lengths available	892380K36	
	Tilt w/ pump, signal harness & helm, 4 ft. shown, other lengths available	892560K56	629
Power Steering Rigging Kit - Triple Engine	Standard w/pump, signal harness & helm, 4 ft. shown, other lengths available	892558K33	
	Tilt w/ pump, signal harness & helm, 4 ft. shown, other lengths available	892516K53	
Power Steering Rigging Kit - Quad Engine	Standard w/pump, signal harness & helm, 4 ft. shown, other lengths available	NA	
	Tilt w/ pump, signal harness & helm, 4 ft. shown, other lengths available	892516K63	
Steering Helm - Standard	Single (included in kit above)	892380A02	
	Dual Station (included in kit above)	895816A02	632
Steering Helm - Tilt	Single (included in kit above)	8M0030272	
	Dual Station (included in kit above)	895817A02	
Power Steering Kicker Kit	897478K01		
Power Steering Module (pump & motor)	(with 4 ft. battery leads)	8M0122660	
	(with 12 ft. battery leads)	892440A18	
	(with 24 ft. battery leads)	8M0122663	
Multiple Battery Fuse Harness Assembly	50 amp power steering circuit	84-898289T77 thru 84-898289T79	
Power Steering Signal Harness - 10 ft.	Multiple engines require 1 harness per engine	84-8M0138676	636
Power Steering Signal Harness - 20 ft.	Multiple engines require 1 harness per engine	84-8M0138677	636
Power Steering Signal Harness - 30 ft.	Multiple engines require 1 harness per engine	84-8M0138678	636
Power Steering Signal Y Harness	Dual Engine	84-892868T01	636
	Triple Engine	84-892868T02	636
Power Steering Hose Kit	Cylinder to Helm	32-8M0046914 thru 32-8M0046931	637
	Power Module to Helm	32-892438K02 thru 32-892438K24	638
	Pressure Hose - Dual Station	32-892825008 thru 32-892825026	639
Steering Cylinder for Counter Rotation Outboard	NA		
Gen 5 Dual Tie Bar Kit	25 inch to 27 inch center distance	8M0096314	642
	27 inch to 29 inch center distance	8M0096315	642
	29 inch to 31 inch center distance	8M0096316	642
	31 inch to 33 inch center distance	8M0096317	642
	33 inch to 35 inch center distance	8M0096319	642
	35 inch to 37 inch center distance	8M0097267	642
Tie Bar, Add-an-Engine Kit	25 inch to 27 inch center distance	8M0096320	642
	27 inch to 29 inch center distance	8M0096321	642
	29 inch to 31 inch center distance	8M0096322	642
	31 inch to 33 inch center distance	8M0096323	642
	33 inch to 35 inch center distance	8M0096324	642
	35 inch to 37 inch center distance	8M0097268	642
Liquid Tie Bar Kit		893396A02	643
Kicker Bracket Engine Attachment		892822A02	644

QUICK REFERENCE GUIDE-MERCUISER

QUICK REFERENCE GUIDE-MERCUISER

QUICK REFERENCE MERCUISER CHARTS- GAS MODELS

MerCruiser Gas Models

Description		Part Number	Page
Controls			
Panel Mount (w/o trim) - MPC 4000 Series (Gen II)	Pistol Grip	8M0011215	479
Panel Mount (with trim) - MPC 4000 Series (Gen II)	Pistol Grip	8M0011214	479
	Lock Bar	883710A03	480
Console Mount (single eng. with trim) - Commander		88688A26	487
Console Mount (single eng. w/o trim) - MCC 4500	Gen II	8M0060782	481
Console Mount (single eng. with trim) - MCC 4500	Gen II	8M0060783	481
Console Mount (dual eng. with trim) - Commander	Twin trim switches in handle	88688A23	487
	Single trim switch in handle	88688A94	
Console Mount (dual eng. w/o trim) - MCC 4500		8M0041425	
Console Mount (dual eng. with trim) - MCC 4500	Single trim switch in handle	8M0041428	
Throttle/Shift Cables (two per engine) - (Gen I)	Platinum	897977A03 thru 897977A50	
Throttle/Shift Cables (two per engine) - (Gen II)	Platinum	897978A03 thru 897978A50	
Instrumentation - Analog			
Tachometer - 6000 RPM - Flagship	Black Face	79-895283A03	429
	White Face	79-895283A23	434
	White Face w/Chrome Bezel	79-895283A43	438
Tachometer - 6000 RPM - Admiral	Black Face	79-895283Q03	442
	Black Face w/Chrome Bezel	79-895283Q63	447
	White Face	79-895283Q23	450
Speedometer - 80 MPH - Flagship	Black Face	79-895285A04	430
	White Face	79-895285A24	434
	White Face w/Chrome Bezel	79-895285A44	439
Speedometer - 80 MPH - Admiral	Black Face	79-895285Q04	443
	Black Face w/Chrome Bezel	79-895285Q64	447
	White Face	79-895285Q24	451
Speedometer - 65 MPH - Flagship	Black Face	79-895285A03	430
	White Face	79-895285A23	434
	White Face w/Chrome Bezel	79-895285A43	439
Speedometer - 65 MPH - Admiral	Black Face	79-895285Q03	443
	Black Face w/Chrome Bezel	79-895285Q63	447
	White Face	79-895285Q23	451
Battery Meter - Flagship	Black Face	79-895286A01	431
	White Face	79-895286A21	435
	White Face w/Chrome Bezel	79-895286A41	439
Battery Meter - Admiral	Black Face	79-895286Q01	444
	Black Face w/Chrome Bezel	79-895286Q61	448
	White Face	79-895286Q21	452

QUICK REFERENCE GUIDE-MERCUISER

Description		Part Number	Page
Fuel Gauge - Flagship	Black Face	79-895291A01	432
	White Face	79-895291A21	437
	White Face w/Chrome Bezel	79-895291A41	441
Fuel Gauge - Admiral	Black Face	79-895291Q01	445
	Black Face w/Chrome Bezel	79-895291Q61	449
	White Face	79-895291Q21	453
Cruiselog (hour meter) - Flagship	Black Face	79-895295A01	433
	White Face	79-895295A21	438
	White Face w/Chrome Bezel	79-895295A41	442
Cruiselog (hour meter) - Admiral	Black Face	79-895295Q01	446
	Black Face w/Chrome Bezel	79-895295Q61	450
	White Face	79-895295Q21	454
Power Trim - Flagship	Black Face	79-895292A01	433
	White Face	79-895292A21	437
	White Face w/Chrome Bezel	79-895292A41	441
Power Trim - Admiral	Black Face	79-895292Q01	446
	Black Face w/Chrome Bezel	79-895292Q61	449
	White Face	79-895292Q21	454
Water Temperature Gauge (100-240 deg. F) - Flagship	Black Face	79-895287A01	431
	White Face	79-895287A21	435
	White Face w/Chrome Bezel	79-895287A41	440
Water Temperature Gauge (100-240 deg. F) - Admiral	Black Face	79-895287Q01	444
	Black Face w/Chrome Bezel	79-895287Q61	448
	White Face	79-895287Q21	452
Water Temperature Sender - Dual Station		49734	124, 462
Oil Pressure Gauge - Flagship	Black Face	79-895289A01	432
	White Face	79-895289A21	437
	White Face w/Chrome Bezel	79-895289A41	441
Oil Pressure Gauge - Admiral	Black Face	79-895289Q01	445
	Black Face w/Chrome Bezel	79-895289Q61	449
	White Face	79-895289Q21	453
Oil Pressure Sender - Dual Station		37293T	124, 608
Dual Engine Synchronizer - Flagship	Black Face	79-895294A01	432
	White Face	79-895294A21	437
	White Face w/Chrome Bezel	79-895294A41	441
Dual Engine Synchronizer - Admiral	Black Face	79-895294Q01	446
	Black Face w/Chrome Bezel	79-895294Q61	449
	White Face	79-895294Q21	454
Service Monitor		79-8M0050399	468
(Verify engine for suitability of product)	Instrumentation - SmartCraft Gauges		
SC1000 System Monitor - Front Mount	Rectangular	79-879896K21	403
SC1000 System Monitor - Rear Mount	Rectangular	79-879896K19	403

Not all parts listed are available for the European, C.I.S., Africa and Middle East Markets.
 For more information, please contact your local Mercury, Mariner, MerCruiser or
 Quicksilver Office.

QUICK REFERENCE GUIDE-MERCURISER

Description		Part Number	Page
SC1000 System Monitor - Front Mount	Round - Black	79-892219K19	402
	Round - White	79-892219K20	402
MercMonitor -NMEA 2000	Gateway Level 1 ECO Screen	79-8M0100793	
	Gateway Level 2 SmartTow RPM, ECO Screen	79-8M0100794	
	Gateway Level 3 SmartTow Pro, ECO Screen	79-8M0100797	
	Gateway Level 3 SmartTow Pro w/GPS puck, ECO Screen	79-8M0100795	
	ECO Screen only	79-8M0119406	402
SC1000 Black - Glass Lens	Bezels must be ordered separately		
	Glass Lens 7,000 Tach	79-8M0101099	
	Glass Lens, Single Engine Kit	79-8M0101096	
	Glass Lens, Dual Engine Kit	79-8M0101095	
SC1000 White - Glass Lens	Bezels must be ordered separately		
	Glass Lens 7,000 Tach	79-8M0101097	
	Glass Lens, Single Engine Kit	79-8M0101088	
	Glass Lens, Dual Engine Kit	79-8M0101089	
SC1000 Gray - Glass Lens	Bezels must be ordered separately		
	Glass Lens 7,000 Tach	79-8M0101102	
	Glass Lens, Single Engine Kit	79-8M0101104	
	Glass Lens, Dual Engine Kit	79-8M0101105	
VesselView Mobile		84-8M0115080	377
VesselView403		8M0124498	374
VesselView502 Single Engine		8M0110643	374
VesselView502 Multi Engine		8M0110646	374
VesselView703 Single Engine		8M0124495	374
VesselView703 Multi Engine		8M0124496	374
VesselView903 Single Engine		8M0129543	373
VesselView903 Multi Engine		8M0129545	373
Electrical			
Instrument Harness - 10 pin	3 ft.	84-812475A 3	571
	20 ft.	84-812475A20	571
	25 ft.	84-812475A25	571
Instrument Harness - Non DTS 14 pin	2 ft.	84-896537T02	570
	8 ft.	84-896537T08	570
	11 ft.	84-896537T11	570
	15 ft.	84-896537T15	570
	20 ft.	84-896537T20	570
	25 ft.	84-896537T24	571
	30 ft.	84-896537T29	571
Analog Gauge Harness - Non DTS 14 pin	5 ft. (use with 84-896537T__)	84-892990T01	571
	10 ft. (use with 84-896537T__)	84-892990T10	571
	15 ft. (use with 84-896537T__)	84-892990T15	571
Extension Harness - 10 pin	10 ft.	84-812441A10	573
	15 ft.	84-812441A15	573
	20 ft.	84-812441A20	573

QUICK REFERENCE GUIDE-MERCUISER

Description	Part Number	Page	
Extension Harness - 14 pin	30 ft.	84-812835A30	573
	45 ft.	84-812835A45	573
	6 ft.	84-892451T06	574
	10 ft.	84-892451T10	574
	15 ft.	84-892451T15	574
	20 ft.	84-892451T20	574
	25 ft.	84-892451T25	574
	30 ft.	84-892451T30	574
	40 ft.	84-892451T40	574
Adaptor Harness	Non DTS 10 pin engine to 14 pin helm	84-892444T02	579
	Non DTS 14 pin engine to 10 pin helm	84-866337T01	579
Y Harness - Two Station 10 pin	84- 91942A 4	608	
Ignition Switch	54212A 7	581	
Ignition Switch w/harness - Non DTS 14 Pin	2 ft.	84-896537K02	586
	8 ft.	84-896537K08	586
	11 ft.	84-896537K11	586
	15 ft.	84-896537K15	586
	20 ft.	84-896537K20	587
	25 ft.	84-896537K24	587
	30 ft.	84-896537K29	587
40 ft.	84-896537K40	587	
Lanyard Stop Switch - Mechanical single engine - Bezel mount	87- 19674A06	595	
Lanyard Stop Switch - Mechanical single engine - Flush mount	87- 19674A05	595	
Lanyard Stop Switch - DTS single engine - Bezel mount	87- 19674A08	596	
Lanyard Stop Switch - DTS single engine - Flush mount	87- 19674A07	596	
Lanyard Stop Switch - Mechanical dual engine - Bezel or Flush mount	87-814324A 2	596	
Lanyard Stop Switch - DTS dual engine - Bezel mount	87- 19674A13	596	
Lanyard Stop Switch - DTS dual engine - Flush mount	87- 19674A12	596	
Galvanic Isolator & Monitor	NLA		
Miscellaneous Accessories			
Serpentine Belt Kit - engine w/o p/s pump	See application chart - Engine Accessories section		
Hot Water Heater Fitting Kits	See application chart - Engine Accessories section		
Exhaust Riser Kits - 1.7 in, 3 in, 4.7 in & 6 in.	See application chart - Engine Accessories section		
Thru Transom Exhaust Outlets	- 3 in.	843434A 1	212
	- 4 in.	843426A 1	212
Thru Transom Exhaust Flappers	- 3 in.	34765A 2	130
	- 4 in.	12644A 1	130
Exhaust Block-off Plate	- Required when using thru transom exhaust	861776A 2	130
Exhaust Y Pipe Kit	- All V-8 engines, except 496 Mag	98-8M0117124	130
	- 496 Mag & 8.2L (also requires intermediate elbow kit)	98-8M0117125	151

QUICK REFERENCE GUIDE-MERCURISER

Description		Part Number	Page
Intermediate Elbow Kit (496 & 8.2L non-EC)	- 496 (0" to 2" riser)	44267A03	141
	- 496 (2" to 8" riser)	44267A02	140
Intermediate Elbow Kit (496 EC)	- use with 2" riser	44267A05	148
	- use with 4" riser	44267A06	148
	- use with 6" riser	44267A07	148
	- use with 8" riser	44267A08	148
Intermediate Elbow Kit (8.2 EC) w/ 3 catalyst exh manifolds	- use with 2" riser	879288A13	150
	- use with 4" riser	879288A14	150
	- use with 6" riser	879288A15	150
	- use with 8" riser	NLA	
Intermediate Elbow Kit (8.2 EC) w/ single catalyst exh manifolds	- use with 2" riser	8M0095832	149
	- use with 4" riser	8M0095833	149
	- use with 6" riser	8M0095834	149
Exhaust "S" Pipe	- MCM	18563A 1	132
	-Tow Sports	807611T	132
Exhaust Reducer Kit	- reduces from 4 in. exhaust to 3 in. exhaust	44349A 1	133
Silent Choice Exhaust Valve	- all V-8 engines, except 496 Mag	NLA	
Silent Choice Exhaust Pneumatic Air Pump		16645A 4	
Closed Cooling Kits	See application chart - Engine Accessories section		
Jackshaft Extension Kits	MCM V-6 & V8 (except 4.5L & 6.2L Mercury)	98634A20	167
	MCM 4.5L & 6.2L (Mercury)	8M0089506	168
Remote Oil Filter Kits	MCM 3.0L Carb	N/A	
	MCM 4.3L Carb	864990A 2	171
	MCM 5.0L & 5.7L Carb	864990A 1	171
Crankcase Oil Pump - Q/S		802889Q 1	305
Crankcase Oil Pump - MPP		802889A 1	305
In-line Fuel Filter Kit (boost pump)		35-864572A 1	174
Water Separating Fuel Filter Kit - Q/S		35-802893Q 4	175
Water Separating Fuel Filter Kit - MPP		35-802893A 4	
Gear Lube Reservoir Kit	Quart bottle for added capacity	865585A02	124
Gear Lube Reservoir Relocation Kit		806054A 1	124
Tilt Up Limit Spacer Kit		15768A 3	123
Trailer Clips - Q/S		817019Q 2	124
Trailer Clips - MPP		817019T 2	
Seawater Strainer (fitting sold separately below)		35-860603	179

QUICK REFERENCE GUIDE-MERCUISER

Description		Part Number	Page
Seawater Stainer Fitting	1-1/2 " O.D. barb	22-816339	179
Seawater Hose Drain Kit		861505A 1	165
Flushing Attachment - allows running engine - Q/S		44357Q 2	209
Flushing Attachment - allows running engine - MPP		44357T 2	
Dual Water Pickup Flush Seal Kit - Q/S		881150Q 1	209
Dual Water Pickup Flush Seal Kit - MPP		881150K 1	
Engine Flush Kit	MCM V-6 & V-8 (305, 350, 377, 454, 502) non EC engines w/ Bravo drive	898235A01	166
	MCM 4.3L MPI EC engine w/ Bravo drive	98-8M0123083	166
	MCM 4.5L & 6.2L (Mercury) engines w/ Bravo drive	98-8M0123083	166
	MCM V-8 (305, 350, 377) EC engines w/ Bravo drive	879288A40	166
	MCM/MIE 8.1L & 8.2L non-EC engines	898235A02	166
	MCM/MIE 8.1L & 8.2L EC	8M0057577	166
	Steering		
Power Steering Pump and Cooler Kit	3.0L	861481A 2	674
Power Steering Cylinder		8M0063382	674
Dual Engine Tie Bar - stbd cable entry	16 in. (40 cm) to 30 in. (76 mm)	NLA	
	30 in. (76 cm) to 46 in. (117 cm)	92020A 2	675
	46 in. (117 cm) to 62 in. (157 cm)	92020A 3	675
Dual Engine Tie Bar - port cable entry	29 in. (74 cm) to 37-1/2 in. (95 cm)	96708A 4	675

TABLE OF CONTENTS

SmartCraft Instruments	365	SC 100 System Link (110 mm) Plastic Lens White Face/White Bezel Gauges	413
Analog Gauge Interface Kits	416	SC 100 System Link (52mm) Plastic Lens Black Face/Chrome Bezel Gauges	410
MercMonitor with Active Trim Support and N2K Gateway	401	SC 100 System Link (52mm) Plastic Lens Gray Face/Black Bezel Gauges	405
Mercury Gateway	403	SC 100 System Link (52mm) Plastic Lens White Face/Chrome Bezel Gauges	407
Mobile Device Support	380	SC 100 System Link (52mm) Plastic Lens White Face/White Bezel Gauges	408
ROKK Mini Mount System	379	SC 100 System Link (85mm) Plastic Lens Black Face/Chrome Bezel Gauges	412
SC1000 - SC100 Family Glass Lens Black Face Gauges	371	SC 100 System Link (85mm) Plastic Lens Gray Face/Black Bezel Gauges	412
SC1000 - SC100 Family Glass Lens Gray Face Gauges	372	SC 100 System Link (85mm) Plastic Lens White Face/White Bezel Gauges	411
SC1000 - SC100 Family Glass Lens White Face Gauges	370	SC 100 System Link- 110MM -Bezel/Mounting Hardware	400
SC1000 Smart Tow Tach/Speed (85mm) Plastic Lens Gray Face/Black Bezel Gauges	403	SC 100 System Link Gauge 52 MM Bezels	394
SC1000 Smart Tow Tach/Speed (85mm) Plastic Lens White Face/Chrome Bezel	404	SC 100 System Link Gauge 52 MM Bezels	414
SC1000 System Monitor (52mm)	402	SC 100 System Link Gauge 85 MM Bezels	397
SC1000 System Monitor (85mm)	402	SC 100 System Link Gauge 85 MM Bezels	414
SC1000 System Monitor Bezels	403	SmartCraft Rigging and Conversion Kits	416
SC 1000 System Tach/Speed (85mm) Glass Lens Black Face Gauges	383	SmartCraft System Gauge and Monitor Retaining Nuts	415
SC 1000 System Tach/Speed (85mm) Glass Lens Gray Face Gauges	384	VesselView	373
SC 1000 System Tach/Speed (85mm) Glass Lens White Face Gauges	381	VesselView403	368
SC1000 System Tach/Speed (85 mm) Plastic Lens Black Face/Chrome Bezel Gauges	404	VesselView502	367
SC1000 System Tach/Speed 85 MM Bezels	386	VesselView703	366
SC1000 System Tach/Speed 85 MM Bezels	404	VesselView903	365
SC 100 Glass Lens Black 110 mm	398	VesselView Family	373
SC 100 Glass Lens Black 52 mm	389	VesselView Link	369
SC 100 Glass Lens Black 85 mm	395	VesselView Mobile	378
SC 100 Glass Lens Gray 110 mm	400		
SC 100 Glass Lens Gray 52 mm	392	Analog Instruments	419
SC 100 Glass Lens Gray 85 mm	396	Admiral Plus Black Face Family	442
SC 100 Glass Lens White 110 mm	397	Admiral Plus Black with Chrome Bezel	446
SC 100 Glass Lens White 52mm	386	Admiral Plus White Face Family	450
SC 100 Glass Lens White 85 mm	395	Analog Gauge Interface - Digital Engines	426
SC 100 System Link (110mm) Plastic Lens Black Face/Chrome Bezel Gauges	414	Depth Sounders	458
		Flagship Plus Black Face Family	429
		Flagship Plus White Face Family	433

TABLE OF CONTENTS - CONTROLS AND RIGGING

Flagship Plus White Face with Chrome Bezels	438
Instrument Hole Cover Kit.	468
Instrument Sets - Admiral Plus Black Face/ Chrome.	423
Instrument Sets - Admiral Plus Black Face Family.	422
Instrument Sets - Admiral Plus White Face Family.	424
Instrument Sets - Flagship Plus Black Face Family.	419
Instrument Sets - Flagship Plus White Face/ Chrome.	421
Instrument Sets - Flagship Plus White Face Family.	420
Instrument Sets - International II Family.	425
International II Family Gauges.	454
Mechanical Trim Position Indicator & Bezel Chart.	471
Mechanical Trim Position Indicator Actuator Kits.	471
Mechanical Trim Position Indicators - 1 Pointer.	469
Mechanical Trim Position Indicators - 2 Pointer.	469
Mechanical Trim Position Indicators - 3 Pointer.	469
Mechanical Trim Position Indicators - 4 Pointer.	470
Mechanical Trim Position Indicators - 5 Pointer.	471
Monitor Panels for Diesels.	427
Oil Pressure Senders.	463
Power Trim Sender Chart.	465
Power Trim Senders.	464
QSS Replacement Gauges.	457
Service Monitors.	468
Speedometer Pickups.	460
Tachometer Selection and Settings Charts	428
VDO Family Gauges.	460
Water Pressure Pick-Up Kits.	461
Water Temperature Senders.	462

Digital Throttle and Shift Remote

Controls.	473
Controls-Console Dual.	474
Controls-Console-Single.	474
Controls-Panel.	473
Controls-Yacht.	475
DTS Track Pads.	475
Foot Throttle Control.	473
Triple/ Quad- Controls.	474
Zero Effort Controls.	475

Mechanical Remote Controls. 479

Bulkhead Fittings and Bellows Kits.	502
Commander Series Console Mount - Dual Engine.	487
Commander Series Console Mount - Single Engine.	487
F5H208/___ Throttle and Shift Cables.	501
Force 1992 and Prior Cable Connectors.	501
Jet Drive Remote Controls.	488
MCC 4500 Console Mount - Dual Engine (Gen II).	482
MCC 4500 Console Mount - Single Engine (Gen II).	481
Morse 33C Series Cable Adapters.	501
MPC 4000 Panel Mount Remote Controls (Gen II).	479
MSC 4000 Side Mount - Accessories.	486
MSC 4000 Side Mount - Elect, Non-Power Trim.	484
MSC 4000 Side Mount - Electric, Power Trim	483
MSC 4000 Side Mount - Manual Start, W/ Switch.	486
MSC 4000 Side Mount - Manual Start W/ No Switch.	486
Outboard Rigging Hose Kit.	499
Remote Control Attaching Kits.	498
Remote Control Conversion Kits.	496
Rigging Hose Chart.	500
Two Station Throttle & Shift Cables Attaching Kit.	502
Zero Effort Remote Controls.	488

Throttle and Shift Cables 503

64-853951A_ Series Shift Cables. 510

820671A_ Series Shift Cables. 510

858342A_ Series Shift Cables. 509

858342A_ Series Shift Cables. 510

GEN I/SAE Platinum Plus Throttle and Shift
Cables. 505

GEN II/SAE Platinum Plus Throttle and Shift
Cables. 506

Morse 33C Series Cable Adapters. 508

Platinum Plus Throttle and Shift Cable GEN I 503

Platinum Plus Throttle and Shift Cable GEN II 504

Platinum Plus Throttle and Shift Cable SAE. 508

Solid Core Throttle / Shift Cables. 507

Two Station Throttle & Shift Attaching Kit. . . 509

Joystick Rigging 511

Fittings. 520

Hose Assemblies. 519

Joystick Features. 515

Joystick Piloting - Key Features. 511

Joystick Piloting - Standard Features. 512

Joystick Rigging. 515

Power Steering Hose Kits-Joystick Piloting. . 519

Skyhook. 513

Skyhook Advanced Features. 514

DTS Rigging 522

DTS Command Module and Harness Kits. . . 523

DTS Components. 527

DTS Helm Board Kits (Helm Boards Only). . 526

DTS Rigging Kits. 522

SmartCraft and DTS Application Information 522

Diesel Rigging 528

2.0L Engine Rigging Kits. 528

Adapters and Harnesses. 539

CCM Service Modules. 538

Diesel TDI Rigging. 529

Helm Panel DTS - Main Station. 537

Helm Panel DTS - Second Station. 538

Miscellaneous Accessories. 543

Panels DTS. 528

Panels DTS. 534

Panels Non DTS. 529

Panels Non DTS. 534

Vessel Panels DTS. 533

VIP Modules -Interface Panels. 535

SmartCraft Rigging 544

10 Pin (Blue) Data Harnesses. 553

10 Pin (Yellow) Data Harnesses. 552

Active Trim. 544

Active Trim. 545

Active Trim Kits. 545

Adapter Harnesses - 10 Pin. 554

Adapter Harnesses - 2 Pin. 555

Add-On Sensor Harnesses. 555

Add-On Sensor Harnesses - MCM. 566

Add-On Sensor Rigging Kits - MCM. 566

Block Water Pressure Sender. 557

Fuel Senders. 557

GPS Kits. 561

Junction Boxes/Junction Box Accessories. . 549

NMEA2000. 562

NMEA2000 Components. 563

Oil Pressure Sensor. 556

Pitot Kits. 560

SC 100 Link Harnesses. 551

SmartCraft Gauge Harnesses. 550

SmartCraft K-Planes - Harnesses. 567

SmartCraft Rigging Kits. 564

Steering Angle Sensors. 567

Transducers In-Hull. 560

Transducers Thru Hull. 558

Transom Mount Transducer Brackets. 558

Transom Mount Transducers. 558

Trim Sensors 557

TABLE OF CONTENTS - CONTROLS AND RIGGING

Electrical	569	Power Trim Extension Hose/Harness Kit.	615
10 Pin (Blue) Data Harnesses	577	Power Trim Power Supply Cable.	616
10 Pin (Yellow) Data Harnesses	576	Quicksilver Funnel Entry Vinyl Terminals.	620
14 Pin Data Harnesses	574	Quicksilver Heat Shrinkable Connectors and Tubing	620
Accessory Harnesses	580	Remote Control/Ignition Choke Extension Harnesses	607
Adapter Harnesses	578	Remote Control Adapter Harnesses	607
Adapter Harnesses - 14 Pin	578	Safety Systems	603
Adapter Harnesses - 2 Pin	578	SC 100 Link Harnesses	570
Alpha/Numeric Key Chart	592	Security Systems	601
Battery Bar - Multiple Connector	616	Shadow Resistor Packs	599
Battery Cables	616	SmartCraft Gauge Harnesses	569
Battery Isolators	617	Start / Stop Switches	588
Cable Ties	623	Tachometer Harnesses	606
Dual Station Senders	608	Tools	624
Electrical Hardware	618	Transom Mounted Ignition Keyswitch	588
Force Unique Ignition Key Chart	595	Transom Mounted Power Tilt Panel	612
Force Unique Ignition Keys	595	Trim Limit kits	611
Fuses and Circuit Breakers	621	Trim Switches	609
Ignition Key Cover	595	Troll Control	614
Ignition Keys - 3 Position - Base Number 897716 Key Switch	593	Two Station Start/Stop Panels	608
Ignition Keys - 4 Position - Base Number 893353 Key Switch	592	Two Station Y-Harnesses	607
Ignition Keys - Numeric	592	Steering	625
Ignition Key Switches	581	Cable Seal Kit	673
Ignition Key Switch with Harnesses	585	Dual Cable - Single Engine Attaching Kit.	673
Instrument Extension Harnesses (Diesel).	573	Dual Engine Tie Bar Kits	673
Instrument Extension Harnesses (Gas Engines).	573	Front Pivot Mount Cylinder Chart	667
Instrument Harnesses	570	Hydraulic Outboard Steering System	650
Junction Boxes/Junction Box Accessories	599	Hydraulic Steering - Basic and Heavy Duty Systems	645
Key Switches	590	Hydraulic Steering - Common to Power Steering	650
Lanyard Stop Switches	595	Jet Drive 135 & 270 Deg. Steering System	675
Lanyard Switches	598	Jet Drive 540 Deg. Steering System	676
Mariner Unique Ignition Key Chart	594	Jet Drive Steering Cable Rod End	676
Mariner Unique Ignition Keys	594	MerCruiser Dual Engine Tie Bar Kits	675
Numeric Key Chart	594	MerCruiser Power Steering Kits	674
Outboard Power Trim Switch Kits	613	Outboard Cable and Pulley Attaching Kits	674
Power Trim Adaptor Harnesses	615	Power Steering Components	631
Power Trim Control Panels	609		
Power Trim Extension Harnesses	615		

TABLE OF CONTENTS - CONTROLS AND RIGGING

Power Steering - Dual	629	Uflex ZeroTorque Feedback Rotary Steering System.	660
Power Steering Hose Kits-Joystick Piloting. . .	641	Uflex ZeroTorque Feedback Rotary Systems / Tilt.	661
Power Steering - Quad	631	K Planes (Trim Tabs)	678
Power Steering - Single	628	Actuator Kits.	681
Power Steering - Triple	630	Competition K-Planes.	681
RideGuide Attaching Kits.	669	Hoses for K-Planes.	682
SeaStar Tie Bar Kit Chart	669	K-Planes Hose Kits.	682
Steering Brackets.	671	K-Planes Sport Color Option.	681
Steering Cable Bulkhead Fittings/Bellows Kits	676	Mechanical Trim Position Indicator Chart	679
Steering Link Rod Chart	672	Mechanical Trim Position Indicators 1 Pointer	678
Steering Wheels.	625	Mechanical Trim Position Indicators 2 Pointer	678
Teleflex Big-T Bezel Kit/Misc.	665	Mechanical Trim Position Indicators 3 Pointer	678
Teleflex Mechanical Steering Helms.	664	Mechanical Trim Position Indicators 4 Pointer	679
Teleflex NFB Rack System.	657	Mechanical Trim Position Indicators 5 Pointer	679
Teleflex NFB Rotary Steering.	659	Sport K-Planes.	680
Teleflex NFB SeaStar Hydraulic Outboard Steering.	665	Installation Specifications and Tools	683
Teleflex NFB SeaStar Replacement Parts.	668	DTS - ERC Console Mount Controls - Dual Engine.	696
Teleflex NFB SeaStar Tie Bar Kits.	669	DTS - ERC Console Mount Controls - Single Engine.	694
Teleflex Non-NFB Safe-T QC Rotary Steering Systems.	657	DTS - ERC Dual Console Mount Cutout Template.	693
Teleflex Rotary Steering Cables.	664	DTS - ERC Panel Mount Controls.	692
Tie Bar Kits.	642	DTS - ERC Panel Mount Cutout Template.	691
Tiller Handle Steering- Big Tiller.	626	DTS - ERC Slim Binnacle - Single Engine.	695
Transom Mounted Steering Kits.	674	Installation Aids.	683
Uflex Mechanical Steering Cables.	656	Measuring Console Control Throttle/Shift Cables.	698
Uflex Misc Components.	663	Measuring for Exhaust Risers.	698
Uflex Rotary Steering Cables.	661	Measuring MerCruiser Throttle/Shift Cables.	697
Uflex Standard Rack Steering System.	654	Measuring Outboard Throttle/Shift Cables.	697
Uflex Standard Rack Steering System / Tilt.	655	MPC 4000/4000 GEN II-Panel Mount Cutout Template.	690
Uflex Standard Rotary Steering Systems.	658	MPC 4000 GEN II Panel Mount-Lock Bar Design.	688
Uflex Standard Rotary Steering Systems/ Dual Cable.	659	MPC 4000 GEN II Panel Mount-Lock Bar Finger Release Design.	689
Uflex Standard Rotary Steering Systems/Tilt	658		
Uflex Steering Components-Helms, Bezels, Tilt Mech.	662		
Uflex Steering Cylinders, Helms and Hoses-Misc.	667		
Uflex ZeroTorque Feedback Rack Steering System.	655		
Uflex ZeroTorque Feedback Rack System/Tilt	656		

TABLE OF CONTENTS - CONTROLS AND RIGGING

MPC 4000 Panel Mount Controls (Trim/Non-Trim) 687
MSC 4500 Side Mount Control Schematic . . 686


SMARTCRAFT INSTRUMENTS

VESSELVIEW903



VesselView903

From engine information to vessel systems, the Mercury VesselView903's 9" screen is your information portal for your boat. Mercury VesselView allows boaters to display engine information, genset, sounder info and much more...



- Features a bright 16x9 aspect ratio, high definition glass touchscreen with glare-reducing coating and dimmable lighting
- Features a built-in 10Hz GPS and chart plotter capability (regional electronic chart cards purchased separately)
- Unique touch-only screen interface that delivers intuitive display interaction (optional remote control button interface is available)
- Auto Notification of software updates through the embedded WiFi
- Can be integrated with all the Simrad accessories for the Go9 product line: Radar, Sonar transducers, Fish Finder transducers, AIS, VHF, Sonic Hub/Fusion Link/SiriusXM, C-Zone/Naviop digital switching and more
- Descriptive fault text display provides up-to-date information for 30+ engine parameters including: Fuel Level & Range, Oil Temperature & Pressure, Battery Voltage, Water Depth, Genset and more
- Simultaneously displays information for up to 4 engines in an easy-to-read interface
- Gateway functionality to allow SmartCraft data to be displayed on NMEA 2000 devices
- Supports 16 languages and multiple unit conversions
- Requires Mercury's VesselView Link to fully integrate the propulsion system and make your multi-function display truly multi-functional (included in the kit)
- Can be low profile top mount, flush or bracket mount the display
- Full-featured chartplotter with widest available cartography (Insight, Navionics, CMAP)
- Radar display for Simrad Broadband 3G/4G and Halo Pulse Compression radar systems
- Built-in Broadband Sounder, CHIRP Sonar, StructureScan HD imaging or ForwardScan sonar support (transducer required)

Description	Part Number
VV903 Multi Engine Kit	8M0129545
VV903 Single Engine Kit	8M0129543

©2017 MERCURY MARINE. All rights reserved. Published 09/17. Printed in U.S.A. Reproduction in whole or in part without permission is prohibited. P/N 90-8M0137950

Not all parts listed are available for the European, C.I.S., Africa and Middle East Markets. For more information, please contact your local Mercury, Mariner, MerCruiser or Quicksilver Office.

SMARTCRAFT INSTRUMENTS

VESSELVIEW703

VesselView703






Precise, reliable control
with greater visibility

Discover exceptional clarity, wide viewing angles, and enhanced controls for easier display operation in all conditions. Cruise, fish, and experience an unprecedented level of built-in functionality on the all-new VesselView703.

- Features a bright 16x9 aspect ratio, high definition glass touchscreen with glare-reducing coating and dimmable lighting
- Features a built in 10Hz GPS and chart platter capability (regional electronic chart cards purchased separately)
- Hybrid touchscreen and button interface allows users preferences for display interaction
- Auto Notification of software updates through the included WiFi capability
- Can be integrated with all the Simrad accessories for the NSS Evo3 product line: Radar, Sonar transducers, Fish Finder transducers, AIS, VHF, Sonic Hub/Fusion Link, C-Zone and Naviop digital switching and more
- Simultaneously displays information for up to 4 engines in an easy-to-read interface
- Display provides up-to-date information for 30+ engine parameters including: Fuel Level & Range, Oil Temperature & Pressure, Battery Voltage, Water Depth, Genset and more
- Gateway functionality to allow SmartCraft data to be displayed on NMEA 2000 devices
- Supports 16 languages and multiple unit conversions
- Requires Mercury's VesselView Link to fully integrate the propulsion system and make your multi-function display truly multi-functional (included in the kit)



Description	Part Number
VV703 Multi Engine Kit	8M0124496
VV703 Single Engine Kit	8M0124495

-  All-weather touchscreen
-  Integrated echosounder
-  True dual-channel CHIRP
-  Highly expandable system
-  Built-in GoFree™ Wi-Fi

VesselView703 is the next generation in the Mercury® VesselView® Multifunction Display family featuring the new Simrad® SolarMAX® HD display.

SOLARMAX HD



Learn more at mercurymarine.com

©2018 MERCURY MARINE. All rights reserved. Reproduction in whole or in part without permission is prohibited. Simrad, SolarMax HD and GoFree are registered trademarks of Navico, Inc.

P/N 90-8M0128535 rev2-0118

VESSELVIEW502

VesselView502

From engine information to vessel systems, the Mercury VesselView502's 5" screen is your information portal for your boat. Mercury VesselView allows boaters to display engine information, genset, sounder info and much more...

- Features a bright 16x9 aspect ratio, high definition glass touchscreen with glare-reducing coating and dimmable lighting
- Features a built in 10Hz GPS and chart plotter capability (regional electronic chart cards purchased separately)
- Unique touch only screen interface that delivers intuitive display interaction (optional remote control button interface is available)
- Auto Notification of software updates through the embedded WiFi and Bluetooth capability
- Can be integrated with all the Simrad accessories for the Go5 product line: Radar, Sonar transducers, Fish Finder transducers, AIS, VHF, Sonic Hub/Fusion Link, C-Zone digital switching and more



- Adaptive screen automatically presents information when it is most important
- Descriptive fault text display provides up-to-date information for 30+ engine parameters including: Fuel Level & Range, Oil Temperature & Pressure, Battery Voltage, Water Depth, Genset and more
- Simultaneous displays information for up to 4 engines in an easy-to-read interface
- Gateway functionality to allow SmartCraft data to be displayed on NMEA 2000 devices
- Supports 16 languages and multiple unit conversions
- Requires Mercury's VesselView Link to fully integrate the propulsion system and make your multi-function display truly multi-functional (included in the kit)

Description	Part Number
VV502 Multi Engine Kit	8M0110646
VV502 Single Engine Kit	8M0110643



Learn more at mercurymarine.com

SMARTCRAFT INSTRUMENTS

VESSELVIEW403



VesselView403

From engine information to vessel systems, Mercury VesselView – the premiere engine information display in the recreational marine industry – is your information portal to your boat. Mercury® VesselView® allows boaters to display engine information, genset, sounder and more.

- Features a bright, 4" glass screen with glare-reducing coating and dimmable lighting
- Low Profile front mount with sleek optimized button-only user interface
- Active Trim interface so that the Active Trim dash pad is not required. Requires a GPS source.
- Includes WiFi support for easier software updates
- Descriptive fault text display provides up-to-date information for over 30 engine parameters
- Supports up to 4 engines and can simultaneously display information for up to 2 engines in an easy-to-read interface
- Whether you ski, wakeboard or surf, Smart Tow® makes boating easier and more fun by delivering consistent, dialed-in pulls for all tow sport activities.
- Gateway functionality to allow SmartCraft® data to be displayed on NMEA 2000 devices
- Supports 16 languages and multiple unit conversions
- Troll Control can set engine trolling speed in increments of 10 RPM for precise control



Description	Part Number
VesselView403 Kit	8M0124498

SMART TOW



TROLL CONTROL




ENGINE INFORMATION



©2017 MERCURY MARINE. All rights reserved. Published 09/17. Printed in U.S.A. Reproduction in whole or in part without permission is prohibited. P/N 90-BM013794B

VESSELVIEW LINK

Engine data linked to your vessel display.
Welcome to VesselView Link by Mercury Marine®.



VesselView Link

- Offered as a single engine or multi engine (2-4 engine) interface, a "black box" VesselView that installs under the dash
- Can also Link a Simrad or Lowrance compatible display to the Mercury SmartCraft data and control system which provides the fully integrated and functional Mercury VesselView user interface on those displays
- Simrad NSS evo2, NSS evo3, NSO evo2, NSO evo3 and GO series; Lowrance HDS Gen 2 Touch and HDS Gen 3
 - Excellent opportunity for those fisherman with Lowrance displays and Mercury power to get the full VesselView experience where they normally would only rely on analog gauges
- Info & Control features - ECO mode, Troll Control in 10 RPM increments, Active Trim interface to omit the dashpad, Cruise Control (RPM or Speed based), SmartTow (tow sport launch control system, RPM or Speed based), with customizable user launch profiles and new intuitive interface utilizing the Launch Target cursor
- User selectable 16 languages that cover the interface, Descriptive Fault Text, Universal Fault Codes (UFCs) and Maintenance Items (for those engines equipped with this feature)

Looking for a display that fully integrates with your propulsion system? Mercury's VesselView Link is the answer. Offered in single engine or multi-engine (2-4 engines) versions, this is your link to all the features SmartCraft has to offer. Available on compatible Lowrance and Simrad displays, you now have all the VesselView information and control capability at your fingertips. With a user interface that's easy to navigate, you're able to integrate the following systems into one display.

- Chart plotter
- Sonar/fish finder
- Radar
- VHF
- AIS (Automatic Identification System)
- Sonic Hub/Fusion Link
- CZone/Naviop Digital Switching
- And many more



Included in the VV502, VV703 and VV903 kits
Can also be ordered as a component*

VesselView Link Multi	8M0110641
VesselView Link Single	8M0110639
VesselView Link Multi w/Advanced Features Bundle	8M0144269

*only supports Simrad or Lowrance compatible displays



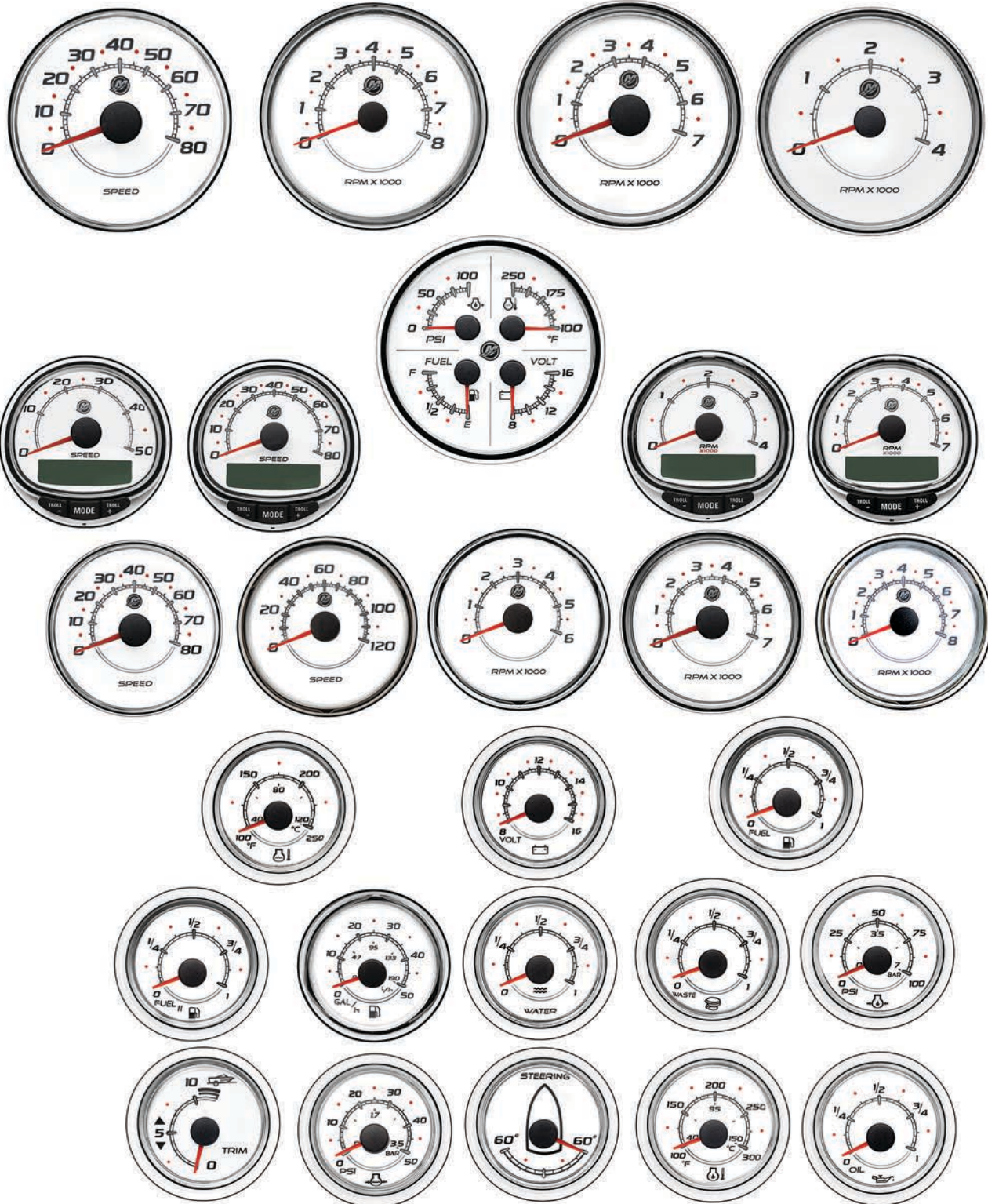
Learn more at mercurymarine.com

©2018 MERCURY MARINE. All rights reserved. Printed in U.S.A. Reproduction in whole or in part without permission is prohibited.

P/N 8M0144269 0218

SMARTCRAFT INSTRUMENTS

SC1000 - SC100 FAMILY GLASS LENS WHITE FACE GAUGES



SC1000 - SC100 FAMILY GLASS LENS BLACK FACE GAUGES



Not all parts listed are available for the European, C.I.S., Africa and Middle East Markets.
 For more information, please contact your local Mercury, Mariner, MerCruiser or
 Quicksilver Office.

SMARTCRAFT INSTRUMENTS

SC1000 - SC100 FAMILY GLASS LENS GRAY FACE GAUGES



VESSELVIEW FAMILY



VESSELVIEW

VesselView continues to evolve as the next generation full color displays with an enhanced full sunlight viewable vessel information center encompassing data from the vessel, navigation and engines. There are numerous NMEA2K input options in addition to the fully integrated Mercury Marine SmartCraft digital information and control features. Regardless of the application, we have a display solution available: VesselView4, VesselView502, VesselView702, VesselView703, VesselView Link or VesselView Mobile.

VESSELVIEW903 SINGLE ENGINE KIT



8M0129543

VesselView903 is our 16:9 HD direct sunlight viewable color touchscreen-only multi-function display. Kit includes VesselView Link, VV903 display and harnessing.

Works with all SmartCraft capable engines 40 HP and up, single engine applications only. A NMEA2000 backbone is required, starter kit available separately.

VESSELVIEW 903 MULTI ENGINE KIT



8M0129545

VesselView903 is our 16:9 HD direct sunlight viewable color touchscreen-only multi-function display. Kit includes VesselView Link, VV903 display and harnessing.

Works with all SmartCraft capable engines 40 HP and up, dual through quad engine applications only. A NMEA2000 backbone is required, starter kit available separately.

SMARTCRAFT INSTRUMENTS

VESSELVIEW703 SINGLE ENGINE KIT



8M0124495

VesselView703 is our 16:9 HD direct sunlight viewable color touchscreen display. Kit includes the VesselView Link and harnessing. WiFi and Bluetooth are built in. Works with all SmartCraft capable engines 40 HP and up, single engine applications only. A NMEA2000 backbone is required, starter kit available separately.

VESSELVIEW703 MULTI ENGINE KIT



8M0124496

VesselView703 is our 16:9 HD direct sunlight viewable color touchscreen display. Kit includes the VesselView Link and harnessing. WiFi and Bluetooth are built in. Works with all SmartCraft capable engines 40 HP and up, dual through quad engine applications. A NMEA2000 backbone is required, starter kit available separately.

VESSELVIEW502 SINGLE ENGINE KIT



8M0110643

VesselView502 is our 16:9 HD direct sunlight viewable color touchscreen-only display. Kit includes the new VesselView Link, harnessing and GoFree WiFi module.

Works with all SmartCraft capable engines 40 HP and up, single engine applications only. A NMEA2000 backbone is required, starter kit available separately.

VESSELVIEW502 MULTI ENGINE KIT

8M0110646

VesselView502 is our 16:9 HD direct sunlight viewable color touchscreen-only display. Kit includes the new VesselView Link, harnessing and GoFree WiFi module.

Works with all SmartCraft capable engines 40 HP and up, dual through quad engine applications. A NMEA2000 backbone is required, starter kit available separately.

VESSELVIEW403 KIT



8M0124498

VesselView403 is a direct sunlight viewable color display for up to 2 engines. Kit includes display and harnessing. Works with all SmartCraft capable engines 40 HP and above. Single through quad engine applications but display only supports data for up to 2 engines.

VESSELVIEW903 SUN COVER - MERCURY



8M0133439

Protects VesselView903 when not in use. With Mercury logo
Works with VesselView903

VESSELVIEW703 SUN COVER - MERCURY



8M6005011

Protects VesselView703 when unit is not being used. With Mercury Logo
Works with VesselView703

VESSELVIEW703 SUN COVER - CUMMINS



8M6005108

Protects VesselView703 when unit is not being used. With Cummins Logo
Works with VesselView703

VESSELVIEW502 SUN COVER - MERCURY



8M6003707

Protects VesselView502 when unit is not being used. With Mercury Logo
Works with VesselView 502

VESSELVIEW403 SUN COVER - MERCURY



8M6005019

Protects VesselView403 when not in use. With Mercury Logo
Works with VesselView403

VESSELVIEW403 SUN COVER - CUMMINS



8M6005109

Protects VesselView403 when not in use. With Cummins logo
Works with VesselView403

VESSELVIEW 903 BEZEL - BLACK



8M0141864

Replacement VesselView903 bezel accent piece - black
Works with VesselView903

VESSELVIEW703 BEZELS - BLACK



8M6005025

Replacement VesselView703 bezel accent pieces - black
Works with VesselView703

VESSELVIEW502 BEZEL - BLACK



8M6003706

Replacement VesselView502 bezel accent pieces - black
Works with VesselView502

VESSELVIEW403 BEZEL - BLACK



8M6005014

Replacement VesselView403 bezel accent piece - black
Works with VesselView403

VESSELVIEW LINK SINGLE



8M0110639

Integrate your Lowrance or Simrad display with your Mercury propulsion system and the power of VesselView.
Single SmartCraft capable engine and a compatible display (VesselView502, VesselView702, VesselView703, Simrad NSS evo2, NSS evo3, NSO evo2, GO Series, Lowrance HDS Gen 2 Touch or HDS Gen 3)

SMARTCRAFT INSTRUMENTS

VESSELVIEW LINK MULTI

8M0110641

Integrate your Lowrance or Simrad display with your Mercury propulsion system and the power of VesselView.

Multi SmartCraft capable engines (2 to 4) and a compatible display (VesselView502, VesselView702, VesselView703, Simrad NSS evo2, NSS evo3, NSO evo2, GO Series, Lowrance HDS Gen 2 Touch or HDS Gen 3)

VESSELVIEW LINK MULTI WITH ADVANCED FEATURES

8M0144269

Integrate your Lowrance or Simrad display with your Mercury propulsion system and the power of VesselView.

Multi SmartCraft capable engines (2 to 4) and a compatible display (VesselView502, VesselView702, VesselView703, VesselView903, Simrad NSS evo2, NSS evo3, NSO evo2, GO Series, Lowrance HDS Gen 2 Touch or HDS Gen 3). Specifically intended for latest generation Joystick applications and includes the Advanced Features: Heading Adjust, Bowhook and Drifthook.

VESSELVIEW LINK HARNESS




84-8M0111670

Harness used to connect VesselView Link to the Junction Box, included in the VesselView Link Kits

Can be used with either the VesselView Link Single or Multi engine component

VESSELVIEW LINK MOUNTING BRACKET



8M0110649

Stainless Steel mounting bracket which allows the VesselView Link (Single or Multi) to be installed vertically to the mounting surface.

Optional bracket to be used when there is not sufficient space to mount the VesselView Link flat to the intended mounting surface.

VESSELVIEW70X POWER HARNESS



84-8M0111668

Harness provides power and SmartCraft information via a Junction Box connection
Used for VesselView702 and 703 displays, comes in the full kit

VESSELVIEW502 POWER HARNESS



84-8M0111669

Harness provides power and SmartCraft information via a Junction Box connection
Used for all VesselView502 displays, comes in the full kit

VESSELVIEW903 DISPLAY ONLY



8M0129544

Display only with harness, NMEA2000 T and extension, bezels, sun cover, mounting hardware and gasket.

VV903 display only for use with an existing VesselView Link on multi-display installations or as a service replacement.

VESSELVIEW703 DISPLAY ONLY



8M0124497

Display only with harness, NMEA2000 T and extension, bezels, sun cover, mounting hardware and gasket.

VV703 display only for use with an existing VesselView Link on multi-display installations.

VESSELVIEW502 DISPLAY ONLY



8M0110644

Display only with harness, NMEA2000 T and extension, bezels, sun cover, mounting hardware and gasket.

VV502 display only for use with an existing VesselView Link on multi-display installations.

VESSELVIEW7 AND 70X VIDEO INPUT CABLE



8M6003460

Add up to two video sources as inputs to your VesselView7 or 702 display. Can be used for viewing numerous useful locations: the swim platform area, inside the engine compartment/bilge area, from the ski tower looking aft or down in the galley/cabin below

Works with VV7, VV702 or VV703 and NTSC/PAL analog video signals

VESSELVIEW MOBILE



84-8M0115080

Connect the SmartCraft digital data stream from your engine to your iOS or Android mobile device via BLE (Bluetooth Low Energy 4.0).

Works with any SmartCraft-capable 2003 or newer engine (from single to quad applications), 40 HP and higher (outboards, gas or diesel sterndrives and inboards, Joystick Piloting, Zeus pods and Racing products).

84-8M0130181

Connect the SmartCraft digital data stream from your engine to your iOS or Android mobile device via BLE (Bluetooth Low Energy 4.0).

Works with any SmartCraft-capable 2003 or newer engine (from single to quad applications), 40 HP and higher (outboards, gas or diesel sterndrives and inboards, Joystick Piloting, Zeus pods and Racing products). Priced individually, sold @ multiples of 12

VESSELVIEW MOBILE BULK (24 UNITS)

8M0120319

Individually priced, sold @24. Does not contain point of sale packaging. Intended for high volume installations of the VesselView Mobile Module in Dealer, boat builder and Fleet scenarios. Connect the SmartCraft digital data stream from your engine to your iOS or Android mobile device via BLE (Bluetooth Low Energy 4.0). Get access to all the data via www.vesselviewmobile.com

Works with any SmartCraft-capable 2003 or newer engine (from single to quad applications), 40 HP and higher (outboards, gas or diesel sterndrives and inboards, Joystick Piloting, Zeus pods and Racing products).

SMARTCRAFT INSTRUMENTS

VESSELVIEW MOBILE

VesselView Mobile

Key Features:

- Connects the SmartCraft data network to your iOS or Android mobile device via BLE (Bluetooth Low Energy 4.0)
- See all the SmartCraft engine parameters: fuel flow, water temperature, oil & water pressures, battery voltage, RPM, etc (parameters available are specific to each engine family)
- Get fault code diagnostic information so you know and understand if that fault is something to be addressed when you return back to the dock or it is something more significant
- Get mapping information for your body of water: location, record a moment on the water, fuel & restaurant locations and more
- Dealer Locator and Primary Dealer selector
- Checklists associated with your boating lifestyle
- Maintenance reminders and historical maintenance information logs
- Web-based account to dive deeper into your connection with your boat – analyze fuel consumption trip to trip and year to year, relive those wonderful family trips or fantastic fishing moments
- Compatible with all Mercury SmartCraft-capable engines built since 2003 (40 HP and up)
- www.VesselViewMobile.com



Now you can have the power of SmartCraft on your mobile device (iOS or Android) with all the digital data your SmartCraft engine supports plus new features such as Maintenance Reminders, Mapping, Performance Summary and Fault Code Diagnostic information. Connect with your engine and be in the know.

Android® is a registered trademark of Google®, Inc., Bluetooth® is a registered trademark of Bluetooth SIG, Inc., iOS® is a registered trademark of Cisco Systems®, Inc. (used under license by Apple®, Inc.), SmartCraft® and VesselView® are registered trademarks of Brunswick® Corporation.

Description	Part Number
VesselView Mobile Point of Sale	8M0115080
VesselView Mobile Point of Sale (qty 12)	8M0130181
VesselView Mobile bulk kit (qty 24)	8M0120319



Learn more at mercurymarine.com

ROKK MINI MOUNT SYSTEM

ROKK Mini Mount System

ROKK mini is a compact and multi-adjustable mounting system for smart phones, tablets, small fish finders, digital and action cameras and more! Small in size but big on features, ROKK Mini is simply the toughest, most reliable mount for your tech. No compromise.

VERSATILE

A choice of base mounts to install your devices how you want, where you want

MORE THAN A MOUNT

Designed, not just made. With features that you'll feel and hear more than you'll see

QUICK FIT | QUICK RELEASE

Install your devices instantly onboard. With one reassuring click your mobile device is both secured and released.

SOLID INSTALL

A metal-on-metal locking system multiplies your clamping efforts to achieve 100% locking force. Your electronics will never move, until you want them to.

UNIVERSAL TABLET CLAMP

Secure mount for mini and full size tablets – ratchet adjustable
Fits devices from 125mm to 220mm [5-8 1/4"]

UNIVERSAL PHONE CLAMP

Secure mount for smart phones, handheld GPS and other small devices – ratchet adjustable
Fits devices from 45mm to 95mm [1 3/4"-3 3/4"]



**ROKK CHARGE+
WATERPROOF
USB SOCKET**



The ultimate rapid waterproof USB charger with dual socket connectivity that can charge devices up to 3x faster than standard USB sockets. Featuring a click & lock lid and ultra low profile, the ROKK charge+ is perfect for any outdoor application.

Smaller | Faster | More Waterproof

Universal

- Universal fit for any USB Type-A connector.
- Charge up to 2 devices at a time.
- Easy Install
- Click & Lock Lid

Waterproof Charging

- IPX6 waterproof with cover closed.
- 1.5A: up to 3x faster than standard USB sockets.
- Waterproof with 1, 2 and even no cables plugged in.

Marine Ready

- 12-24V
- Anti-corrosion coating on circuit board.
- UV resistant.
- 316 stainless hinge and spring.

Great Design

- Ultra low profile: only 29mm high, 94mm long.
- Anti-snap cover aligns cables when closed.
- Standard barrel size also fits existing USB socket

Product	Part Number
Charge+ Waterproof Dual USB Power	8M6005670
USB to Lightning Waterproof Cable - 2 Meter	8M6005671
USB to Lightning Waterproof Cable - 0.6 Meter	8M6005696
USB to Micro USB Waterproof Cable - 2 Meter	8M6005695
USB to Micro USB Waterproof Cable - 0.6 Meter	8M6005697
ROKK Universal Phone Clamp	8M6005674
ROKK Universal Tablet Clamp	8M6005673
ROKK Mini Adjustable Body	8M6005672
ROKK Mini Surface Mount	8M6005675
ROKK Mini Rail Mount	8M6005676
ROKK Self-Adhesive Mount	8M6005677
ROKK Mini Suction Cup Mount	8M6005678



Learn more at mercurymarine.com

SMARTCRAFT INSTRUMENTS

MOBILE DEVICE SUPPORT

Three easy steps to select the ROKK mini mount system that works for you.

1. Select your mobile device clamp:
 - a. phone
 - b. tablet
2. Mini adjustable body works with all clamps and bases.
3. Select your base:
 - a. surface
 - b. rail
 - c. adhesive
 - d. suction cup

ROKK™

ROKK UNIVERSAL PHONE CLAMP



8M6005674

ROKK universal phone clamp is used to hold a phone exactly where you want it. Used in conjunction with the Mini Adjustable Body and your choice of ROKK mounts.

One of three modular pieces used in the ROKK mini mount system to position your mobile device right where you want it. A great addition to any boat, auto, motorcycle, ATV or plane.

ROKK UNIVERSAL TABLET CLAMP



8M6005673

ROKK universal tablet clamp is used to hold a tablet exactly where you want it. Used in conjunction with the Mini Adjustable Body and your choice of ROKK mounts.

One of three modular pieces used in the ROKK mini mount system to position your mobile device right where you want it. A great addition to any boat, auto, motorcycle, ATV or plane.

ROKK MINI ADJUSTABLE BODY



8M6005672

ROKK mini adjustable body is used to position a mobile device exactly where you want it. Used in conjunction with a ROKK universal clamp and your choice of ROKK mounts. Easily detaches to move to various locations.

One of three modular pieces used in the ROKK mini mount system to position your mobile device right where you want it. A great addition to any boat, auto, motorcycle, ATV or plane.

ROKK MINI SURFACE MOUNT



8M6005675

ROKK mini surface mount is used to provide a "ROKK" solid mount for your mini mount system which was designed to hold your mobile device exactly where you want it. Used in conjunction with a ROKK universal clamp and the ROKK mini adjustable body.

One of three modular pieces used in the ROKK mini mount system to position your mobile device right where you want it. A great addition to any boat, auto, motorcycle, ATV or plane.

ROKK MINI RAIL MOUNT



8M6005676

ROKK mini rail mount is used to provide a "ROKK" solid mount for your mini mount system which was designed to hold your mobile device exactly where you want it. Used in conjunction with a ROKK universal clamp and the ROKK mini adjustable body.

One of three modular pieces used in the ROKK mini mount system to position your mobile device right where you want it. A great addition to any boat, auto, motorcycle, ATV or plane.

ROKK SELF-ADHESIVE MOUNT



8M6005677

ROKK mini self-adhesive mount is used to provide a "ROKK" solid mount for your mini mount system which was designed to hold your mobile device exactly where you want it. Used in conjunction with a ROKK universal clamp and the ROKK mini adjustable body.

One of three modular pieces used in the ROKK mini mount system to position your mobile device right where you want it. A great addition to any boat, auto, motorcycle, ATV or plane.

ROKK MINI SUCTION CUP MOUNT



8M6005678

ROKK mini suction cup mount is used to provide a "ROKK" solid mount for your mini mount system which was designed to hold your mobile device exactly where you want it. Used in conjunction with a ROKK universal clamp and the ROKK mini adjustable body.

One of three modular pieces used in the ROKK mini mount system to position your mobile device right where you want it. A great addition to any boat, auto, motorcycle, ATV or plane.

CHARGE+ WATERPROOF DUAL USB POWER



8M6005670

Easy installation of waterproof USB power for up to two of your mobile devices. 12-24V input, waterproof with 1, 2 and even no cables plugged in, up to 3x faster charging than typical USB outlets, click & lock lid, total output current capacity 4.2A. Install any place you want to have USB power close at hand.

USB TO LIGHTNING WATERPROOF CABLE - 2 METER



8M6005671

2 meter USB to Lightning waterproof cable

Use with any Apple device that has the Lightning connector and the Charge+ waterproof USB power supply

USB TO LIGHTNING WATERPROOF CABLE - 0.6 METER

8M6005696

0.6 meter USB to Lightning waterproof cable

Use with any Apple device that has the Lightning connector and the Charge+ waterproof USB power supply

USB TO MICRO USB WATERPROOF CABLE - 2 METER

8M6005695

2 meter USB to micro USB waterproof cable

Use with any Android device that has the micro USB connector and the Charge+ waterproof USB power supply

USB TO MICRO USB WATERPROOF CABLE - 0.6 METER

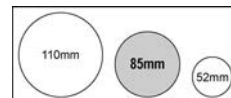
8M6005697

0.6 meter USB to micro USB waterproof cable

Use with any Android device that has the micro USB connector and the Charge+ waterproof USB power supply

SC 1000 SYSTEM TACH/SPEED (85MM) GLASS LENS WHITE FACE GAUGES

Software version 7.0 for all SC1000 Tachometers and Speedometers supports the Mercury global dimming feature, maintenance reminder feature, an improved user interface and have SmartTow standard (various features are engine specific)



SPEEDOMETER - 80 MPH



79-8M0135627

SC1000 80 MPH speed gauge, white face, glass lens. Fits 85mm dia. hole. Gauge has RPM and Speed based SmartTow. Features available on this gauge will depend on the individual engine model and its available sensors.

BEZEL SOLD SEPARATELY. Works with all SmartCraft capable engines. Software version 9.0 adds Active Trim, Active Exhaust and Oil Level Status support

SMARTCRAFT INSTRUMENTS

BULK SPEEDOMETER - 80 MPH

79-8M0135628

SC1000 80 MPH speed gauge, white face, glass lens. Fits 85mm dia. hole. Gauge has RPM and Speed based SmartTow. Features available on this gauge will depend on the individual engine model and its available sensors.

BEZEL SOLD SEPARATELY. Works with all SmartCraft compatible engines.

Software version 9.0 adds Active Trim, Active Exhaust and Oil Level Status support. BULK KIT contains 24 gauges

Priced individually, sold @ multiples of 24

SPEEDOMETER - 50 MPH



79-8M0135624

SC1000 50 MPH speed gauge, white face, glass lens. Fits 85mm dia. hole. Gauge has RPM and Speed based SmartTow. Features available on this gauge will depend on the individual engine model and its available sensors

BEZEL SOLD SEPARATELY. Works with all SmartCraft compatible engines.

Software version 9.0 adds Active Trim, Active Exhaust and Oil Level Status support

SPEEDOMETER - 50 MPH (NO LOGO)



79-8M0135659

SC1000 50 MPH Speed gauge, no logo, white face, glass lens. Fits 85mm dia. hole. Gauge has RPM and Speed based SmartTow. Features available on this gauge will depend on the individual engine model and its available sensors

BEZEL SOLD SEPARATELY. Works with all SmartCraft compatible engines.

Software version 9.0 adds Active Trim, Active Exhaust and Oil Level Status support

TACHOMETER - 7K



79-8M0135634

SC1000 7000 RPM tach gauge, white face, glass lens. Fits 85mm dia. hole.

Gauge has RPM and Speed based SmartTow. Features available on this gauge will depend on the individual engine model and its available sensors

BEZEL SOLD SEPARATELY. Works with all SmartCraft compatible engines.

Software version 9.0 adds Active Trim, Active Exhaust and Oil Level Status support

BULK TACHOMETER - 7K

79-8M0135638

SC1000 7000 RPM Tach gauge, white face, glass lens. Fits 85mm dia. hole.


Gauge has RPM and Speed based SmartTow. Features available on this gauge will depend on the individual engine model and its available sensors.

BEZEL SOLD SEPARATELY. Works with all SmartCraft compatible engines.

Software version 9.0 adds Active Trim, Active Exhaust and Oil Level Status support. BULK KIT contains 24 gauges

Priced individually, sold @ multiples of 24

TACHOMETER - 4K



79-8M0135625


SC1000 4000 RPM tach gauge, white face, glass lens. Fits 85mm dia. hole.

Gauge has RPM and Speed based SmartTow. Features available on this gauge will depend on the individual engine model and its available sensors

BEZEL SOLD SEPARATELY. Works with all SmartCraft compatible engines.

Software version 9.0 adds Active Trim, Active Exhaust and Oil Level Status support

TACHOMETER (NO LOGO)



79-8M0079925

SC1000 4000 RPM Tach gauge, no logo, white face, glass lens. Fits 85mm dia. hole.

Fits 2001 and newer Optimax Outboards, 2002 and newer V-6 EFI, 30-60 EFI 4-stroke, Verado, Diesel and all SmartCraft compatible Mercruiser and Mercury Racing product when these models have the 555 ECM. Application of this gauge will depend on the individual engine model and its available sensors. Software 7.0 supports Mercury global dimming function, 150 4-stroke Maintenance Feature, improved user interface and standard SmartTow functionality.

BEZEL SOLD SEPARATELY. Used on all SmartCraft capable engines

TACHOMETER - 5K (NO LOGO)



79-8M0135658

SC1000 5000 RPM Tach gauge, no logo, white face, glass lens. Fits 85mm dia. hole. Gauge has RPM and Speed based SmartTow. Features available on this gauge will depend on the individual engine model and its available sensors.

BEZEL SOLD SEPARATELY. Used on all SmartCraft compatible engines.

Software version 9.0 adds Active Trim, Active Exhaust and Oil Level Status support

SINGLE ENGINE TACHOMETER - 7K / SPEEDOMETER - 80 MPH KIT



79-8M0135688

One 7000 RPM tach and one 80 MPH speed. Contains speed and tach harnesses, air temp sensor and junction box for single engine application. White face and glass lens. Gauges have RPM and Speed based SmartTow. Features available on these gauges will depend on the individual engine model and its available sensors.

BEZELS SOLD SEPARATELY. Works with all SmartCraft compatible engines. Software version 9.0 adds Active Trim, Active Exhaust and Oil Level Status support

DUAL ENGINE TACHOMETER - 7K / SPEEDOMETER - 80 MPH KIT



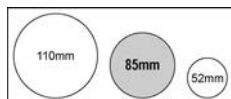
79-8M0135626

Two 7000 RPM tachs and one 80 MPH speed. Contains speed and tach harnesses, junction box and air temp sensor for dual engine application. White face and glass lens. Gauges have RPM and Speed based SmartTow. Features on these gauges will depend on the individual engine models and the available sensors.

BEZELS SOLD SEPARATELY. Work with all SmartCraft compatible engines. Software version 9.0 adds Active Trim, Active Exhaust and Oil Level Status support. An additional junction box may be required depending on application.

SC 1000 SYSTEM TACH/SPEED (85MM) GLASS LENS BLACK FACE GAUGES

Software version 9.0 for all SC1000 Tachometers and Speedometers adds Active Trim, Active Exhaust and Oil Level Status support. (various features are engine specific)



SPEEDOMETER - 80 MPH



79-8M0135631

SC1000 80 MPH speed gauge, black face, glass lens. Fits 85mm dia. hole. Gauge has RPM and Speed based SmartTow. Features available on this gauge will depend on the individual engine model and its available sensors
BEZEL SOLD SEPARATELY. Works with all SmartCraft compatible engines. Software version 9.0 adds Active Trim, Active Exhaust and Oil Level Status support

SPEEDOMETER - 50 MPH



79-8M0135629

SC1000 50 MPH speed gauge, black face, glass lens. Fits 85mm dia. hole. Gauge has RPM and Speed based SmartTow. Features available on this gauge will depend on the individual engine model and its available sensors.
BEZEL SOLD SEPARATELY. Works with all SmartCraft compatible engines. Software version 9.0 adds Active Trim, Active Exhaust and Oil Level Status support

TACHOMETER - 7K



79-8M0135641

SC1000 7000 RPM tach, black face, glass lens. Fits 85mm dia. hole. Gauge has RPM and Speed based SmartTow. Features available on this gauge will depend on the individual engine model and its available sensors
BEZEL SOLD SEPARATELY. Works with all SmartCraft compatible engines. Software version 9.0 adds Active Trim, Active Exhaust and Oil Level Status support

SMARTCRAFT INSTRUMENTS

TACHOMETER - 4K



79-8M0135630

SC1000 4000 RPM tach gauge, black face, glass lens. Fits 85mm dia. hole. Gauge has RPM and Speed based SmartTow. Features available on this gauge will depend on the individual engine model and its available sensors
BEZEL SOLD SEPARATELY. Works with all SmartCraft compatible engines. Software version 9.0 adds Active Trim, Active Exhaust and Oil Level Status support

TACHOMETER - 4K (NO LOGO)



79-8M0135656

SC1000 4000 RPM tach gauge, no logo, black face, glass lens. Fits 85mm dia. hole. Gauge has RPM and Speed based SmartTow. Features available on this gauge will depend on the individual engine model and its available sensors
BEZEL SOLD SEPARATELY. Works with all SmartCraft compatible engines. Software version 9.0 adds Active Trim, Active Exhaust and Oil Level Status support

TACHOMETER - 5K (NO LOGO)



79-8M0135657

SC1000 5000 RPM tach, no logo, black face, glass lens. Fits 85mm dia. hole. Gauge has RPM and Speed based SmartTow. Features available on this gauge will depend on the individual engine model and its available sensors
BEZEL SOLD SEPARATELY. Works with all SmartCraft compatible engines. Software version 9.0 adds Active Trim, Active Exhaust and Oil Level Status support

SINGLE ENGINE TACHOMETER - 7K / SPEEDOMETER - 80 MPH KIT



8M0135633

One 7000 RPM tach and one 80 MPH speedometer. Contains speed and tach harnesses, air temp sensor and junction box for single engine application. Black face and glass lens. Gauges have RPM and Speed based SmartTow. Features available on these gauges will depend on the individual engine model and its available sensors
BEZELS SOLD SEPARATELY. Work with all SmartCraft compatible engines. Software version 9.0 adds Active Trim, Active Exhaust and Oil Level Status support

DUAL ENGINE TACHOMETER - 7K / SPEEDOMETER 80 MPH KIT

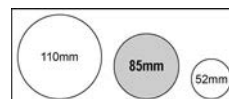


79-8M0135632


Two 7000 RPM tachs and one 80 MPH speedometer. Contains speed and tach harnesses, air temp sensor and junction box for dual application. Black face and glass lens. Gauges have RPM and speed based SmartTow. Features available on these gauges will depend on the individual engine model and its available sensors.
BEZELS SOLD SEPARATELY. Works with all SmartCraft compatible engines. Software version 9.0 adds Active Trim, Active Exhaust and Oil Level Status support. An additional junction box may be required depending on application.

SC 1000 SYSTEM TACH/SPEED (85MM) GLASS LENS GRAY FACE GAUGES

Software version 7.0 for all SC1000 Tachometers and Speedometers supports the Mercury global dimming feature, maintenance reminder feature, an improved user interface and have SmartTow standard (various features are engine specific)



SPEEDOMETER - 80 MPH



79-8M0135654

SC1000 80 MPH speed gauge, gray face, glass lens. Fits 85mm dia. hole.

Gauge has RPM and Speed based SmartTow. Features available on this gauge will depend on the individual engine model and its available sensors
BEZEL SOLD SEPARATELY. Works with all SmartCraft compatible engines.
 Software version 9.0 adds Active Trim, Active Exhaust and Oil Level Status support

BULK SPEEDOMETER -80 MPH

79-8M0135655

SC1000 80 MPH speed gauge, gray face, glass lens. Fits 85mm dia. hole.

gauge has RPM and Speed based SmartTow. Features available on this gauge will depend on the individual engine model and its available sensors
BEZEL SOLD SEPARATELY. Works with all SmartCraft compatible engines.
 Software version 9.0 adds Active Trim, Active Exhaust and Oil Level Status support
 Priced individually, sold @ multiples of 24

SPEEDOMETER - 50 MPH



79-8M0135651

SC1000 50 MPH speed gauge, gray face, glass lens. Fits 85mm dia. hole.

Gauge has RPM and Speed based SmartTow. Features available on this gauge will depend on the individual engine model and its available sensors
BEZEL SOLD SEPARATELY. Works with all SmartCraft compatible engines.
 Software version 9.0 adds Active Trim, Active Exhaust and Oil Level Status support

TACHOMETER - 7K



79-8M0135645

SC1000 7000 RPM tach, gray face, glass lens. Fits 85mm dia. hole.

Gauge has RPM and Speed based SmartTow. Features available on this gauge will depend on the individual engine model and its available sensors
BEZEL SOLD SEPARATELY. Works with all SmartCraft compatible engines.
 Software version 9.0 adds Active Trim, Active Exhaust and Oil Level Status support

BULK TACHOMETER - 7K

79-8M0135646

SC1000 7000 RPM tach, gray face, glass lens. Fits 85mm dia. hole.

Gauge has RPM and Speed based SmartTow. Features available on this gauge will depend on the individual engine model and its available sensors
BEZEL SOLD SEPARATELY. Works with all SmartCraft compatible engines.
 Software version 9.0 adds Active Trim, Active Exhaust and Oil Level Status support. **BULK KIT** contains 24 gauges
 Priced individually, sold @ multiples of 24

TACHOMETER - 4K



79-8M0135644

SC1000 4000 RPM tach, gray face, glass lens. Fits 85mm dia. hole.

Gauge has RPM and Speed based SmartTow. Features available on this gauge will depend on the individual engine model and its available sensors
BEZEL SOLD SEPARATELY. Works with all SmartCraft compatible engines.
 Software version 9.0 adds Active Trim, Active Exhaust and Oil Level Status support

SINGLE ENGINE TACHOMETER - 7K / SPEEDOMETER - 80 MPH KIT



79-8M0135648

One 7000 RPM tach and one 80 MPH speedometer. Contains speed and tach harnesses, air temp sensor and junction box for single engine application. Gray face and glass lens. Gauges have RPM and Speed based SmartTow. Features available on these gauges will depend on the individual engine model and its available sensors.

BEZELS SOLD SEPARATELY. Work with all SmartCraft compatible engines.
 Software version 9.0 adds Active Trim, Active Exhaust and Oil Level Status support

SMARTCRAFT INSTRUMENTS

DUAL ENGINE TACHOMETER - 7K / SPEEDOMETER - 80 MPH KIT

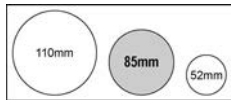


79-8M0135649

Two 7000 RPM tachs and one 80 MPH speedometer. Contains speed and tach harnesses, junction box and air temp sensor for dual engine application. Gray face and glass lens. Gauges have RPM and Speed based SmartTow. Features available on these gauges will depend on the individual engine model and its available sensors

BEZELS SOLD SEPARATELY. Works with all SmartCraft compatible engines. Software version 9.0 adds Active Trim, Active Exhaust and Oil Level Status support

SC1000 SYSTEM TACH/SPEED 85 MM BEZELS



BEZEL



859074 1

Black
Fits large 3-3/8 in.(85 mm) O.D. SC1000 System gauges and MercMonitors

859074B 1

Black
Fits large 3-3/8 in.(85 mm) O.D. SC1000 System gauges and MercMonitors
Priced individually, sold @ multiples of 24

859074 2

White
Fits large 3-3/8 in.(85 mm) O.D. SC1000 System gauges and MercMonitors

859074B 2

White
Fits large 3-3/8 in.(85 mm) O.D. SC1000 System gauges and MercMonitors
Priced individually, sold @ multiples of 24

859074 3

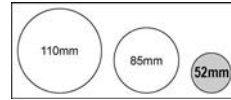
Chrome
Fits large 3-3/8 in.(85 mm) O.D. SC1000 System gauges and MercMonitors

859074B 3


Chrome
Fits large 3-3/8 in.(85 mm) O.D. SC1000 System gauges and MercMonitors
Priced individually, sold @ multiples of 24

SC 100 GLASS LENS WHITE 52MM

SC100 System Link gauges allow you to monitor vital engine and boat functions with digital accuracy. Furnished with a fog resistant lens, these gauges can be "daisy chain" interfaced between other SmartCraft products using a plug-in connection. SC100 link gauges can be connected to a SC1000 System Tach, a MercMonitor or System Monitor.



COOLANT TEMPERATURE GAUGE

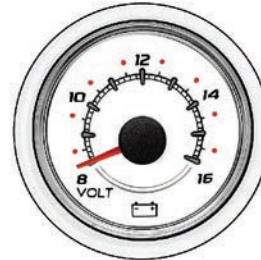


79 8M0052863

Dual scale (English and Metric) temperature gauge, white face, glass lens. Fits a standard 2-1/8" (52mm) dia. hole.
Application of this gauge will depend on the individual engine model and its available sensors.

BEZEL SOLD SEPARATELY. Works with all SmartCraft compatible engines.

VOLTAGE GAUGE (12 V)




79 8M0052864

Voltage gauge (8-16V), white face, glass lens. Fits a standard 2-1/8" (52mm) dia. hole.

Application of this gauge will depend on the individual engine model and its available sensors.

BEZEL SOLD SEPARATELY. Works with all SmartCraft compatible engines.

VOLTAGE GAUGE (24 V)




79 8M0069412

Voltage gauge (16-32V), white face, glass lens. Fits a standard 2-1/8" (52mm) dia. hole. Application of this gauge will depend on the individual engine model and its available sensors.

BEZEL SOLD SEPARATELY. Used on all SmartCraft capable engines

FUEL LEVEL GAUGE



79-8M0052865

Fuel Level Gauge, white face, glass lens. Fits a standard 2-1/8" (52mm) dia. hole.

Application of this gauge will depend on the individual engine model and its available sensors.
BEZEL SOLD SEPARATELY. Works with all SmartCraft compatible engines.

FUEL LEVEL 2 GAUGE



79-8M0052866

Fuel Level 2 Gauge, white face, glass lens. Fits a standard 2-1/8" (52mm) dia. hole.

Application of this gauge will depend on the individual engine model and its available sensors.
BEZEL SOLD SEPARATELY. Works with all SmartCraft compatible engines.

FUEL FLOW GAUGE



79-8M0069416

Dual scale fuel flow gauge, white face. Fits a standard 2-1/8 in. (52 mm) dia. hole.

Application of this gauge will depend on the individual engine model and its available sensors.
BEZEL SOLD SEPARATELY. Works with all SmartCraft compatible engines.

WATER LEVEL GAUGE




79-8M0052867

Water Level Gauge, white face, glass lens. Fits a standard 2-1/8" (52mm) dia. hole.

Application of this gauge will depend on the individual engine model and its available sensors.
BEZEL SOLD SEPARATELY. Works with all SmartCraft compatible engines.

WASTE LEVEL GAUGE



79-8M0052868

Waste Level Gauge, white face, glass lens. Fits a standard 2-1/8" (52mm) dia. hole.

Application of this gauge will depend on the individual engine model and its available sensors.
BEZEL SOLD SEPARATELY. Works with all SmartCraft compatible engines.

OIL PRESSURE GAUGE - 0-100 PSI



79-8M0052869

Dual scale (English and Metric) 0-100 psi oil pressure gauge, white face, glass lens. Fits a standard 2-1/8" (52mm) dia. hole.

Application of this gauge will depend on the individual engine model and its available sensors.
BEZEL SOLD SEPARATELY. Works with all SmartCraft compatible engines.

SMARTCRAFT INSTRUMENTS

OIL PRESSURE GAUGE - 0-150 PSI



79-8M0069414

Dual scale (English and Metric) 0-150 psi oil pressure gauge, white face, glass lens. Fits a standard 2-1/8" (52mm) dia. hole. Application of this gauge will depend on the individual engine model and its available sensors.

BEZEL SOLD SEPERATELY. Used on all SmartCraft capable engines

GEAR OIL PRESSURE GAUGE - 600 PSI



79-8M0069415

Dual scale (English and Metric) 600 psi oil pressure gauge, white face, glass lens. Fits a standard 2-1/8" (52mm) dia. hole. Application of this gauge will depend on the individual engine model and its available sensors.

BEZEL SOLD SEPERATELY. Used on all SmartCraft capable engines

TRANSMISSION OIL TEMPERATURE GAUGE




79-8M0088771

Transmission oil temperature 120-300 degree F. White face, glass lens. Fits a standard 2.125 inch (52mm) dia. hole. Application of this gauge will depend on the individual engine model and its available sensors.

BEZEL SOLD SEPERATELY. Typically used on diesel SmartCraft capable engines.

TRIM GAUGE




79-8M0052870

Trim gauge, white face, glass lens. Fits a standard 2-1/8" (52mm) dia. hole. Application of this gauge will depend on the individual engine model and its available sensors.

BEZEL SOLD SEPERATELY. Works with all SmartCraft compatible engines.

WATER PRESSURE GAUGE



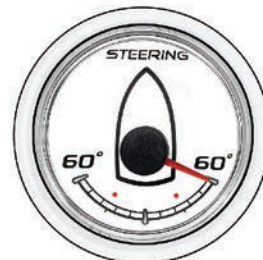
79-8M0052871

Dual scale (English and Metric) water pressure gauge, white face, glass lens. Fits a standard 2-1/8" (52mm) dia. hole.

Application of this gauge will depend on the individual engine model and its available sensors.

BEZEL SOLD SEPERATELY. Works with all SmartCraft compatible engines.

RUDDER ANGLE GAUGE




79-8M0052872

Rudder Angle gauge, white face, glass lens. Fits a standard 2-1/8" (52mm) dia. hole.

Application of this gauge will depend on the individual engine model and its available sensors.

BEZEL SOLD SEPERATELY. Works with all SmartCraft compatible engines.

OIL TEMPERATURE GAUGE



79-8M0054374

Dual scale (English and Metric) oil temperature gauge, white face, glass lens. Fits a standard 2-1/8" (52mm) dia. hole.

Application of this gauge will depend on the individual engine model and its available sensors.
 BEZEL SOLD SEPARATELY. Works with all SmartCraft compatible engines.

OIL LEVEL GAUGE



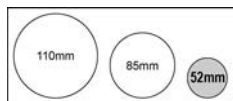
79-8M0052873

Oil Level gauge, white face, glass lens. Fits a standard 2-1/8" (52mm) dia. hole.

Application of this gauge will depend on the individual engine model and its available sensors.
 BEZEL SOLD SEPARATELY. Works with all SmartCraft compatible engines.

SC 100 GLASS LENS BLACK 52 MM

SC100 System Link gauges allow you to monitor vital engine and boat functions with digital accuracy. Furnished with a fog resistant lens, these gauges can be "daisy chain" interfaced between other SmartCraft products using a plug-in connection. SC100 link gauges can be connected to a SC1000 System Tach, a MercMonitor or System Monitor.



COOLANT TEMPERATURE GAUGE



79-8M0052842

Dual scale (English and Metric) coolant temperature gauge, black face, glass lens. Fits a standard 2-1/8" (52mm) dia. hole.

Application of this gauge will depend on the individual engine model and its available sensors.
 BEZEL SOLD SEPARATELY. Works with all SmartCraft compatible engines.

VOLTAGE GAUGE (12 V)



79-8M0052843

Voltage gauge (8-16V), black face, glass lens. Fits a standard 2-1/8" (52mm) dia. hole.

Application of this gauge will depend on the individual engine model and its available sensors.
 BEZEL SOLD SEPARATELY. Works with all SmartCraft compatible engines.

VOLTAGE GAUGE (24 V)



79-8M0069426

Voltage gauge (16-32V), black face, glass lens. Fits a standard 2-1/8" (52mm) dia. hole.

Application of this gauge will depend on the individual engine model and its available sensors.
 BEZEL SOLD SEPARATELY. Used on all SmartCraft capable engines

SMARTCRAFT INSTRUMENTS

FUEL LEVEL GAUGE




79-8M0052844

Fuel Level gauge, black face, glass lens. Fits a standard 2-1/8" (52mm) dia. hole.

Application of this gauge will depend on the individual engine model and its available sensors.

BEZEL SOLD SEPARATELY. Works with all SmartCraft compatible engines.

FUEL LEVEL 2 GAUGE



79-8M0052845

Fuel Level 2 gauge, black face, glass lens. Fits a standard 2-1/8" (52mm) dia. hole.

Application of this gauge will depend on the individual engine model and its available sensors.

BEZEL SOLD SEPARATELY. Works with all SmartCraft compatible engines.

WATER LEVEL GAUGE



79-8M0052846

Water Level gauge, black face, glass lens. Fits a standard 2-1/8" (52mm) dia. hole.

Application of this gauge will depend on the individual engine model and its available sensors.

BEZEL SOLD SEPARATELY. Works with all SmartCraft compatible engines.

WASTE LEVEL GAUGE



79-8M0052847

Waste Level gauge, black face, glass lens. Fits a standard 2-1/8" (52mm) dia. hole.

Application of this gauge will depend on the individual engine model and its available sensors.

BEZEL SOLD SEPARATELY. Works with all SmartCraft compatible engines.

OIL PRESSURE GAUGE - 0-80 PSI



79-8M0069427

Dual scale (English and Metric) 0-80 psi oil pressure gauge, black face, glass lens. Fits a standard 2-1/8" (52mm) dia. hole.

Application of this gauge will depend on the individual engine model and its available sensors.

BEZEL SOLD SEPERATELY. Used on all SmartCraft capable engines

OIL PRESSURE GAUGE - 0-100 PSI



79-8M0052848

Dual scale (English and Metric) 0-100 psi oil pressure gauge, black face, glass lens. Fits a standard 2-1/8" (52mm) dia. hole.

Application of this gauge will depend on the individual engine model and its available sensors.

BEZEL SOLD SEPARATELY. Works with all SmartCraft compatible engines.

OIL PRESSURE GAUGE - 0-150 PSI



79-8M0069428

Dual scale (English and Metric) 0-150 psi oil pressure gauge, black face, glass lens. Fits a standard 2-1/8" (52mm) dia. hole.

Application of this gauge will depend on the individual engine model and its available sensors.
BEZEL SOLD SEPERATELY. Used on all SmartCraft capable engines

GEAR OIL PRESSURE GAUGE - 600 PSI



79-8M0069429

Dual scale (English and Metric) 600 psi oil pressure gauge, black face, glass lens. Fits a standard 2-1/8" (52mm) dia. hole.

Application of this gauge will depend on the individual engine model and its available sensors.
BEZEL SOLD SEPERATELY. Used on all SmartCraft capable engines.

TRANSMISSION OIL TEMPERATURE GAUGE



79-8M6002607

Transmission oil temperature 120-300 degree F. Black face, glass lens. Fits a standard 2-1/8" (52mm) dia. hole.

Application of this gauge will depend on the individual engine model and its available sensors.
BEZEL SOLD SEPERATELY. Typically used on diesel SmartCraft capable engines.

TRIM GAUGE



79-8M0052849

Trim gauge, black face, glass lens. Fits a standard 2-1/8" (52mm) dia. hole.

Application of this gauge will depend on the individual engine model and its available sensors.
BEZEL SOLD SEPERATELY. Works with all SmartCraft compatible engines.

WATER PRESSURE GAUGE



79-8M0052850

Dual scale (English and Metric) water pressure gauge, black face, glass lens. Fits a standard 2-1/8" (52mm) dia. hole.

Application of this gauge will depend on the individual engine model and its available sensors.
BEZEL SOLD SEPERATELY. Works with all SmartCraft compatible engines.

RUDDER ANGLE GAUGE



79-8M0052851

Rudder Angle gauge, black face, glass lens. Fits a standard 2-1/8" (52mm) dia. hole.

Application of this gauge will depend on the individual engine model and its available sensors.
BEZEL SOLD SEPERATELY. Works with all SmartCraft compatible engines.

SMARTCRAFT INSTRUMENTS

OIL TEMPERATURE GAUGE



79-8M0054360

Dual scale (English and Metric) oil temperature gauge, black face, glass lens. Fits a standard 2-1/8" (52mm) dia. hole.

Application of this gauge will depend on the individual engine model and its available sensors.

BEZEL SOLD SEPARATELY. Works with all SmartCraft compatible engines.

OIL LEVEL GAUGE



79-8M0052852

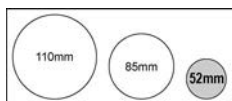
Oil Level gauge, black face, glass lens. Fits a standard 2-1/8" (52mm) dia. hole.

Application of this gauge will depend on the individual engine model and its available sensors.

BEZEL SOLD SEPARATELY. Works with all SmartCraft compatible engines.

SC 100 GLASS LENS GRAY 52 MM

SC100 System Link gauges allow you to monitor vital engine and boat functions with digital accuracy. Furnished with a fog resistant lens, these gauges can be "daisy chain" interfaced between other SmartCraft products using a plug-in connection. SC100 link gauges can be connected to a SC1000 System Tach, a MercMonitor or System Monitor.



COOLANT TEMPERATURE GAUGE



79-8M0065962

Dual scale (English and Metric) temperature gauge, gray face, glass lens. Fits a standard 2-1/8" (52mm) dia. hole.

Application of this gauge will depend on the individual engine model and its available sensors.

BEZEL SOLD SEPARATELY. Works with all SmartCraft compatible engines.

VOLTAGE GAUGE



79-8M0065963

Voltage gauge, gray face, glass lens. Fits a standard 2-1/8" (52mm) dia. hole.

Application of this gauge will depend on the individual engine model and its available sensors.

BEZEL SOLD SEPARATELY. Works with all SmartCraft compatible engines.

FUEL LEVEL GAUGE



79-8M0065970

Fuel Level Gauge, gray face, glass lens. Fits a standard 2-1/8" (52mm) dia. hole.

Application of this gauge will depend on the individual engine model and its available sensors.

BEZEL SOLD SEPARATELY. Works with all SmartCraft compatible engines.

FUEL LEVEL 2 GAUGE



79-8M0065971

Fuel Level 2 Gauge, gray face, glass lens. Fits a standard 2-1/8" (52mm) dia. hole.

Application of this gauge will depend on the individual engine model and its available sensors.
 BEZEL SOLD SEPARATELY. Works with all SmartCraft compatible engines.

WASTE LEVEL GAUGE



79-8M0065973

Waste Level Gauge, gray face, glass lens. Fits a standard 2-1/8" (52mm) dia. hole.

Application of this gauge will depend on the individual engine model and its available sensors.
 BEZEL SOLD SEPARATELY. Works with all SmartCraft compatible engines.

FUEL FLOW GAUGE



79-8M0069430

Dual scale fuel flow gauge, gray face. Fits a standard 2-1/8 in. (52 mm) dia. hole. Application of this gauge will depend on the individual engine model and its available sensors.
 BEZEL SOLD SEPARATELY. Works with all SmartCraft compatible engines.

OIL PRESSURE GAUGE



79-8M0065974

Dual scale (English and Metric) oil pressure gauge, gray face, glass lens. Fits a standard 2-1/8" (52mm) dia. hole. Application of this gauge will depend on the individual engine model and its available sensors.
 BEZEL SOLD SEPARATELY. Works with all SmartCraft compatible engines.

WATER LEVEL GAUGE



79-8M0065972

Water Level Gauge, gray face, glass lens. Fits a standard 2-1/8" (52mm) dia. hole.

Application of this gauge will depend on the individual engine model and its available sensors.
 BEZEL SOLD SEPARATELY. Works with all SmartCraft compatible engines.

TRIM GAUGE



79-8M0065975

Trim gauge, gray face, glass lens. Fits a standard 2-1/8" (52mm) dia. hole. Application of this gauge will depend on the individual engine model and its available sensors.
 BEZEL SOLD SEPARATELY. Works with all SmartCraft compatible engines.

SMARTCRAFT INSTRUMENTS

WATER PRESSURE GAUGE



79-8M0065976

Dual scale (English and Metric) water pressure gauge, gray face, glass lens. Fits a standard 2-1/8" (52mm) dia. hole.

Application of this gauge will depend on the individual engine model and its available sensors.

BEZEL SOLD SEPARATELY. Works with all SmartCraft compatible engines.

RUDDER ANGLE GAUGE



79-8M0065977

Rudder Angle gauge, gray face, glass lens. Fits a standard 2-1/8" (52mm) dia. hole.

Application of this gauge will depend on the individual engine model and its available sensors.

BEZEL SOLD SEPARATELY. Works with all SmartCraft compatible engines.

OIL LEVEL GAUGE



79-8M0065979

Oil Level gauge, gray face, glass lens. Fits a standard 2-1/8" (52mm) dia. hole.

Application of this gauge will depend on the individual engine model and its available sensors.

BEZEL SOLD SEPARATELY. Works with all SmartCraft compatible engines.

OIL TEMPERATURE GAUGE



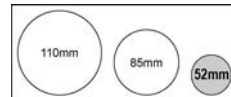
79-8M0065978

Dual scale (English and Metric) oil temperature gauge, gray face, glass lens. Fits a standard 2-1/8" (52mm) dia. hole.

Application of this gauge will depend on the individual engine model and its available sensors.

BEZEL SOLD SEPARATELY. Works with all SmartCraft compatible engines.

SC 100 SYSTEM LINK GAUGE 52 MM BEZELS



BEZEL



879871 1

Black - 52 mm
Fits small 2-1/8 in. (52 mm) O.D. SC100 System Link gauges
Priced individually, sold @ multiples of 2

879871B 1

Black
Fits small 2-1/8 in. (52 mm) O.D. SC100 System Link gauges
Priced individually, sold @ multiples of 24

879871 2

White - 52 mm
Fits small 2-1/8 in. (52 mm) O.D. SC100 System Link gauges
Priced individually, sold @ multiples of 2

879871B 2

White
Fits small 2-1/8 in. (52 mm) O.D. SC100 System Link gauges
Priced individually, sold @ multiples of 24

8M6002359

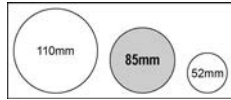
Chrome - 52 mm
Fits small 2-1/8 in. (52 mm) O.D. SC100 System Link gauges
Priced individually, sold @ multiples of 2

8M0032454

Chrome
Fits small 2.125 in. (52 mm) O.D. SC100 System Link gauges
Priced individually, sold @ multiples of 24

SC 100 GLASS LENS WHITE 85 MM

SC100 System Link gauges allow you to monitor vital engine and boat functions with digital accuracy. Furnished with a fog resistant lens, these gauges can be "daisy chain" interfaced between other SmartCraft products using a plug-in connection. SC100 link gauges can be connected to a SC1000 System Tach, a MercMonitor or System Monitor.



SPEEDOMETER



79-8M0052874

80 MPH/KPH speed gauge, white face, glass lens. Fits 85mm dia. hole. Application of this gauge will depend on the individual engine model and its available sensors. BEZEL SOLD SEPARATELY. Works with all SmartCraft compatible engines.

SPEEDOMETER



79-8M0069417

120 MPH/KPH speed gauge, white face, glass lens. Fits 85mm dia. hole. Application of this gauge will depend on the individual engine model and its available sensors. BEZEL SOLD SEPARATELY. Works with all SmartCraft compatible engines.

TACHOMETER



79-8M0069418

6000 RPM tach gauge, white face, glass lens. Fits 85 mm dia. hole. Application of this gauge will depend on the individual engine model and its available sensors. BEZEL SOLD SEPARATELY. Works with all SmartCraft compatible engines.

TACHOMETER




79-8M0052875

7000 RPM tach gauge, white face, glass lens. Fits 85 mm dia. hole.

Application of this gauge will depend on the individual engine model and its available sensors.

BEZEL SOLD SEPARATELY. Works with all SmartCraft compatible engines.

TACHOMETER



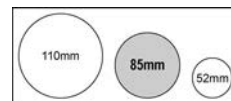
79-8M0069419

8000 RPM tach gauge, white face, glass lens. Fits 85mm dia. hole. Application of this gauge will depend on the individual engine model and its available sensors.

BEZEL SOLD SEPARATELY. Works with all SmartCraft compatible engines.

SC 100 GLASS LENS BLACK 85 MM

SC100 System Link gauges allow you to monitor vital engine and boat functions with digital accuracy. Furnished with a fog resistant lens, these gauges can be "daisy chain" interfaced between other SmartCraft products using a plug-in connection. SC100 link gauges can be connected to a SC1000 System Tach, a MercMonitor or System Monitor.



SPEEDOMETER



79-8M0052853

80 MPH/KPH Speed gauge, black face, glass lens. Fits 85mm dia. hole. Application of this gauge will depend on the individual engine model and its available sensors.

BEZEL SOLD SEPARATELY. Works with all SmartCraft compatible engines.

SMARTCRAFT INSTRUMENTS

TACHOMETER



79-8M0052854

7000 RPM Tach gauge, black face, glass lens. Fits 85mm dia. hole.

Application of this gauge will depend on the individual engine model and its available sensors.

BEZEL SOLD SEPARATELY. Works with all SmartCraft compatible engines.

TACHOMETER



79-8M0069433

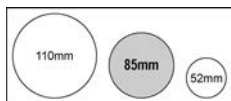
8000 RPM Tach gauge, black face, glass lens. Fits 85mm dia. hole.

Application of this gauge will depend on the individual engine model and its available sensors.

BEZEL SOLD SEPARATELY. Works with all SmartCraft compatible engines.

SC 100 GLASS LENS GRAY 85 MM

SC100 System Link gauges allow you to monitor vital engine and boat functions with digital accuracy. Furnished with a fog resistant lens, these gauges can be "daisy chain" interfaced between other SmartCraft products using a plug-in connection. SC100 link gauges can be connected to a SC1000 System Tach, a MercMonitor or System Monitor.



SPEEDOMETER



79-8M0065980

80 MPH/KPH speed gauge, gray face, glass lens. Fits 85mm dia. hole.

Application of this gauge will depend on the individual engine model and its available sensors.

BEZEL SOLD SEPARATELY. Works with all SmartCraft compatible engines.

SPEEDOMETER



79-8M0069459

120 MPH/KPH speed gauge, gray face, glass lens. Fits 85mm dia. hole.

Application of this gauge will depend on the individual engine model and its available sensors.

BEZEL SOLD SEPARATELY. Works with all SmartCraft compatible engines.

TACHOMETER



79-8M0069460

6000 RPM tach gauge, gray face, glass lens. Fits 85mm dia. hole.

Application of this gauge will depend on the individual engine model and its available sensors.

BEZEL SOLD SEPARATELY. Works with all SmartCraft compatible engines.

TACHOMETER



79-8M0065981

7000 RPM tach gauge, gray face, glass lens. Fits 85 mm dia. hole.

Application of this gauge will depend on the individual engine model and its available sensors.

BEZEL SOLD SEPARATELY. Works with all SmartCraft compatible engines.

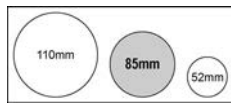
TACHOMETER



79-8M0069461

8000 RPM tach gauge, gray face, glass lens. Fits 85mm dia. hole.
Application of this gauge will depend on the individual engine model and its available sensors.
BEZEL SOLD SEPARATELY. Works with all SmartCraft compatible engines.

SC 100 SYSTEM LINK GAUGE 85 MM BEZELS



BEZEL 85 MM



879872 1

Black
Fits large 3-3/8 in.(85 mm) O.D. SC100 System Link gauges
Priced individually, sold @ multiples of 2

879872B 1

Black
Fits large 3-3/8 in.(85 mm) O.D. SC100 System Link gauges
Priced individually, sold @ multiples of 24

879872 2

White
Fits large 3-3/8 in.(85 mm) O.D. SC100 System Link gauges
Priced individually, sold @ multiples of 2

879872B 2

White
Fits large 3-3/8 in.(85 mm) O.D. SC100 System Link gauges
Priced individually, sold @ multiples of 24

879872 3

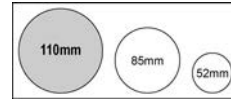
Chrome
Fits large 3-3/8 in.(85 mm) O.D. SC100 System Link gauges
Priced individually, sold @ multiples of 2

879872B 3

Chrome
Fits large 3-3/8 in.(85 mm) O.D. SC100 System Link gauges
Priced individually, sold @ multiples of 24

SC 100 GLASS LENS WHITE 110 MM

SC100 System Link gauges allow you to monitor vital engine and boat functions with digital accuracy. Furnished with a fog resistant lens, these gauges can be "daisy chain" interfaced between other SmartCraft products using a plug-in connection. SC100 link gauges can be connected to a SC1000 System Tach, a MercMonitor or System Monitor.



SPEEDOMETER



79-8M0052878

80 MPH/KPH speed gauge, white face, glass lens. Fits a 110mm dia. hole.

Application of this gauge will depend on the individual engine model and its available sensors.
BEZEL SOLD SEPARATELY. Works with all SmartCraft compatible engines.

TACHOMETER



79-8M0069431

8000 RPM tach gauge, white face, glass lens. Fits 110mm dia. hole.
Application of this gauge will depend on the individual engine model and its available sensors.
BEZEL SOLD SEPARATELY. Works with all SmartCraft compatible engines.

TACHOMETER



79-8M0052877

7000 RPM tach gauge, white face, glass lens. Fits a 110mm dia. hole.

Application of this gauge will depend on the individual engine model and its available sensors.
BEZEL SOLD SEPARATELY. Works with all SmartCraft compatible engines.

SMARTCRAFT INSTRUMENTS

TACHOMETER



79-8M0052876

4000 RPM tach gauge, white face, glass lens. Fits 110mm dia. hole.

Application of this gauge will depend on the individual engine model and its available sensors.

BEZEL SOLD SEPARATELY. Works with all SmartCraft compatible engines.

TACHOMETER (NO LOGO)



79-8M0069424

4000 RPM Tach gauge, no logo, white face, glass lens. Application of this gauge will depend on the individual engine model and its available sensors.

BEZEL SOLD SEPARATELY. Used on all SmartCraft capable engines

TACHOMETER (NO LOGO)



79-8M0069432

5000 RPM Tach gauge, no logo, white face, glass lens. Fits 110mm dia. hole. Application of this gauge will depend on the individual engine model and its available sensors.

BEZEL SOLD SEPARATELY. Used on all SmartCraft capable engines

4 IN 1 GAUGE (12 V)



79-8M0052879

4 in 1 gauge, white face, glass lens. Oil pressure (0-100 psi), oil temperature, voltage (12V), and fuel level functions. Fits 110mm hole.

Application of this gauge will depend on the individual engine model and its available sensors.

BEZEL SOLD SEPARATELY. Works with all SmartCraft compatible engines.

4 IN 1 GAUGE (12 V) NO LOGO



79-8M0069423

4 IN 1 gauge, no logo, white face, glass lens. Oil pressure (0-100 psi), oil temperature, voltage (12V), and fuel level functions. Fits 110mm dia. hole. Application of this gauge will depend on the individual engine model and its available sensors.

BEZEL SOLD SEPARATELY. Used on all SmartCraft capable engines

4 IN 1 GAUGE (24 V) NO LOGO



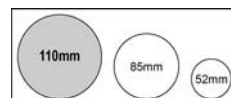
79-8M0069422

4 IN 1 gauge, no logo, white face, glass lens. Oil pressure (0-100 psi), oil temperature, voltage (24V), and fuel level functions. Fits 110mm dia. hole. Application of this gauge will depend on the individual engine model and its available sensors.

BEZEL SOLD SEPARATELY. Used on all SmartCraft capable engines

SC 100 GLASS LENS BLACK 110 MM

SC100 System Link gauges allow you to monitor vital engine and boat functions with digital accuracy. Furnished with a fog resistant lens, these gauges can be "daisy chain" interfaced between other SmartCraft products using a plug-in connection. SC100 link gauges can be connected to a SC1000 System Tach, a MercMonitor or System Monitor.



SPEEDOMETER



79-8M0052857

80 MPH/KPH speed gauge, black face, glass lens. Fits 110mm dia. hole. Application of this gauge will depend on the individual engine model and its available sensors.
BEZEL SOLD SEPARATELY. Works with all SmartCraft compatible engines.

TACHOMETER



79-8M0052856

7000 RPM Tach gauge, black face, glass lens. Fits 110mm dia. hole. Application of this gauge will depend on the individual engine model and its available sensors.
BEZEL SOLD SEPARATELY. Works with all SmartCraft compatible engines.

TACHOMETER



79-8M0052855

4000 RPM Tach gauge, black face, glass lens. Fits 110mm dia. hole. Application of this gauge will depend on the individual engine model and its available sensors.
BEZEL SOLD SEPARATELY. Works with all SmartCraft compatible engines.

TACHOMETER (NO LOGO)



79-8M0069438

4000 RPM Tach gauge, no logo, black face, glass lens. Fits 110mm dia. hole. Application of this gauge will depend on the individual engine model and its available sensors.
BEZEL SOLD SEPARATELY. Used on all SmartCraft capable engines

4 IN 1 GAUGE (12 V)



79-8M0052858

4 in 1 gauge, black face, glass lens. Oil pressure (0-100 psi), oil temperature, voltage (12V), and fuel level functions. Fits 110mm dia. hole. Application of this gauge will depend on the individual engine model and its available sensors.
BEZEL SOLD SEPARATELY. Works with all SmartCraft compatible engines.

4 IN 1 GAUGE (12 V) NO LOGO



79-8M0069437

4 IN 1 gauge, no logo, black face, glass lens. Oil pressure (0-100 psi), oil temperature, voltage (12V), and fuel level functions. Fits 110mm dia. hole. Application of this gauge will depend on the individual engine model and its available sensors.
BEZEL SOLD SEPARATELY. Used on all SmartCraft capable engines

SMARTCRAFT INSTRUMENTS

4 IN 1 GAUGE (24 V) NO LOGO



79-8M0069436

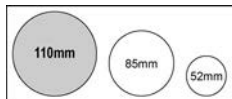
4 IN 1 gauge, no logo, black face, glass lens. Oil pressure (0-100 psi), oil temperature, voltage (24V), and fuel level functions. Fits 110mm dia. hole.

Application of this gauge will depend on the individual engine model and its available sensors.

BEZEL SOLD SEPERATELY. Used on all SmartCraft capable engines

SC 100 GLASS LENS GRAY 110 MM

SC100 System Link gauges allow you to monitor vital engine and boat functions with digital accuracy. Furnished with a fog resistant lens, these gauges can be "daisy chain" interfaced between other SmartCraft products using a plug-in connection. SC100 link gauges can be connected to a SC1000 System Tach, a MercMonitor or System Monitor.



SPEEDOMETER



79-8M0065984

80 MPH/KPH speed gauge, gray face, glass lens. Fits a 110mm dia. hole.

Application of this gauge will depend on the individual engine model and its available sensors.

BEZEL SOLD SEPERATELY. Works with all SmartCraft compatible engines.

SPEEDOMETER



79-8M0069463

65 MPH/KPH speed gauge, gray face, glass lens. Fits a 110mm dia. hole.

Application of this gauge will depend on the individual engine model and its available sensors.

BEZEL SOLD SEPERATELY. Works with all SmartCraft compatible engines.

TACHOMETER



79-8M0069462

8000 RPM tach gauge, gray face, glass lens. Fits a 110mm dia. hole. Application of this gauge will depend on the individual engine model and its available sensors.

BEZEL SOLD SEPERATELY. Works with all SmartCraft compatible engines.

TACHOMETER




79-8M0065983

7000 RPM tach gauge, gray face, glass lens. Fits a 110mm dia. hole. Application of this gauge will depend on the individual engine model and its available sensors.

BEZEL SOLD SEPERATELY. Works with all SmartCraft compatible engines.

4 IN 1 GAUGE



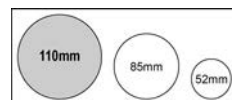
79-8M0065985

4 in 1 gauge, gray face, glass lens. Oil pressure (0-100 psi), oil temperature, voltage (12V), and fuel level functions. Fits 110mm dia. hole.

Application of this gauge will depend on the individual engine model and its available sensors.

BEZEL SOLD SEPERATELY. Works with all SmartCraft compatible engines.

SC 100 SYSTEM LINK- 110MM -BEZEL/MOUNTING HARDWARE



BEZEL



879949 1

Black

Fits large 4-5/16" (110 mm) O.D. SC100 System Link gauges
Priced individually, sold @ multiples of 2

879949 2

White

Fits large 4-5/16" (110 mm) O.D. SC100 System Link gauges
Priced individually, sold @ multiples of 2

879949B 2

White

Fits large 4-5/16" (110 mm) O.D. SC100 System Link gauges. BULK KIT - Priced individually, sold @ multiples of 24
Priced individually, sold @ multiples of 24

879949 3

Chrome

Fits large 4-5/16" (110 mm) O.D. SC100 System Link gauges
Priced individually, sold @ multiples of 2

879949B 3

Chrome

Fits large 4-5/16" (110 mm) O.D. SC100 System Link gauges. BULK KIT - Priced individually, sold @ multiples of 24
Priced individually, sold @ multiples of 24

RETAINING NUT

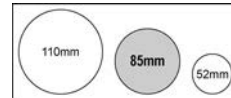


11-879950

Fits large 4-5/16" (110 mm) SmartCraft System gauges.
Priced individually, sold @ multiples of 2

MERCMONITOR WITH ACTIVE TRIM SUPPORT AND N2K GATEWAY

MercMonitor fits in a standard SmartCraft SC1000 gauge 85 mm hole and provides constant coverage of temperature, oil level, oil pressure, water pressure, fuel level, battery voltage and other major engine systems. Easily switches among the modes of RPM, fuel range in miles and kilometers, fuel flow in gallons and liters, water depth (with use of SmartCraft transducer), engine trim and engine hours. Latest MercMonitor products support Active Trim interface. NMEA Gateway functionality comes in three different levels depending on the amount of data you want to transmit to the NMEA2000 network. This product also comes in Smart Tow versions, for use with Gen I (2007) and newer DTS engines.



MERCMONITOR NMEA 2000 DATA LEVEL 1 KIT



79-8M0135536

MercMonitor Base version has full SmartCraft functionality and will display all information that is available on selected SmartCraft engines. Includes Active Trim interface and NMEA2000 gateway Level 1. Other features include Tri-Color LED which allows user to pick backlight and button color. Screens include customizable favorites, descriptive fault text (Gen I (2007) and newer engines only), speed, depth and much more. Three bezels included.

Software version 9.0 adds Active Trim, Active Exhaust, and Oil Level Status support

MERCMONITOR NMEA 2000 DATA LEVEL 2 SMARTTOW RPM KIT



79-8M0135617

MercMonitor RPM SmartTow has full SmartCraft and SmartTow RPM functionality. SmartTow allows you to launch your boat using RPM profiles ONLY. Will display all information that is available on selected SmartCraft engines. Includes Active Trim interface and NMEA2000 gateway Level 2. Other features include Tri-Color LED which allows user to pick backlight and button color from menu. Screens include customizable favorites, descriptive fault text (Gen I (2007) and newer engines only), speed, depth and much more. Three bezels included.

Software version 9.0 adds Active Trim, Active Exhaust, and Oil Level Status support

SMARTCRAFT INSTRUMENTS

MERCMONITOR NMEA 2000 DATA LEVEL 3 SMARTTOW PRO KIT



79-8M0135618

MercMonitor Gateway level 3 has full SmartCraft and SmartTow PRO functionality (GPS Antenna INCLUDED). SmartTow Pro software allows you to launch your boat using SPEED and RPM profiles. Will display all information that is available on selected SmartCraft engines. Includes Active Trim interface and NMEA2000 multi-engine gateway Level 3. Other features include Tri-Color LED which allows user to pick backlight and button color from menu. Screens include customizable favorites, descriptive fault text (Gen I (2007) and newer engines only), speed, depth and much more. Three bezels included.

Software version 9.0 adds Active Trim, Active Exhaust, and Oil Level Status support

MERCMONITOR NMEA 2000 DATA LEVEL 3 GATEWAY PREMIER KIT



79-8M0135619

MercMonitor Gateway Premier Kit has full SmartCraft and SmartTow RPM functionality. SmartTow allows you to launch your boat using RPM profiles ONLY. Will display all information that is available on selected SmartCraft engines. Includes Active Trim interface and NMEA2000 multi-engine gateway Level 3. Other features include Tri-Color LED which allows user to pick backlight and keybutton color from menu to match other gauges on vessel. Screens include customizable favorites, descriptive fault text (Gen I (2007) and newer engines only), speed, depth and much more. Three bezels included.

Software version 9.0 adds Active Trim, Active Exhaust, and Oil Level Status support

MERCMONITOR - NO NMEA 2000



79-8M0119406

Software version 4.602 has full SmartCraft functionality (INCLUDING ECO SCREEN) and will display all information that is available on selected SmartCraft engines. Includes Tri-Color LED which allows user to pick backlight and button color from menu. Screens include customizable favorites, descriptive fault text (Gen I (2007) and newer engines only), speed, depth and much more. Does not include NMEA2000 Gateway functionality and does not include SmartTow or Cruise. Three bezels included.

Fits 2002 and newer OptiMax Outboards, V-6 EFI, 30-60 EFI 4-Stroke, all SmartCraft compatible MerCruiser and Mercury Racing product. Does not support NMEA2000, Universal Fault Codes or the latest Tab module.

SC1000 SYSTEM MONITOR (85MM)



SMARTCRAFT SC1000 SYSTEM MONITOR-ROUND/BLACK



79-892219K19

Front mount. Uses a 85 mm dia. hole. Delivers an alarm on battery, water pressure and oil pressure. May provide additional information on fuel consumption, fuel range, engine hours, coolant temperature and engine trim depending on engine type and its sensors.

Works with all SmartCraft compatible engines.

SMARTCRAFT SC1000 SYSTEM MONITOR-ROUND/WHITE

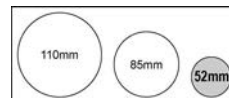


79-892219K20

Front mount. Uses a 85mm dia. hole. Delivers an alarm on battery, water pressure and oil pressure. May provide additional information on fuel consumption, fuel range, engine hours, coolant temperature and engine trim depending on engine type and its sensors.

Works with all SmartCraft compatible engines.

SC1000 SYSTEM MONITOR (52MM)



SMARTCRAFT SC1000 SYSTEM MONITOR



79-879896K21

Front mount. Uses a 52mm dia. hole. Delivers an alarm on battery, water pressure and oil pressure. May provide additional information on fuel consumption, fuel range, engine hours, coolant temperature and engine trim depending on engine type and its sensors.

Works with all SmartCraft compatible engines.

SMARTCRAFT SC1000 SYSTEM MONITOR



79-879896K19

Rear mount. Uses a custom rectangular hole and two oblong holes for mounting. Mounts from behind the dash panel and only the LCD and control buttons protrude. Hole dimensions are available in the SmartCraft Product Guide. Delivers an alarm on battery, water pressure and oil pressure. May provide additional information on fuel consumption, fuel range, engine hours, coolant temperature and engine trim depending on engine type and its sensors.

Works with all SmartCraft compatible engines.

SC1000 SYSTEM MONITOR BEZELS

BEZEL MONITOR



8M6003662

Black
Fits SC1000 System Monitor (Square)

BEZEL MONITOR



8M6003663

White
Fits SC1000 System Monitor (Square)

MERCURY GATEWAY

MERCURY NMEA2000 SMARTCRAFT GATEWAY

Image not Available.

98-8M0151748

The Mercury NMEA2000 SmartCraft Gateway converts Mercury engine and system data to NMEA 2000 for use on non-Mercury gauges and displays for 1 to 4 engines. It also converts applicable NMEA2000 data to SmartCraft data for display by applicable SmartCraft gauges and displays. Includes a NMEA 2000 "T" connector for quick installation.

Any instance where SmartCraft data is desired on the NMEA2000 bus. Applies to single through quad engine applications. Not required when a MercMonitor, VesselView Link or VesselView403, 502, 703 or 903 are being used.

QUINT ENGINE GATEWAY MODULE

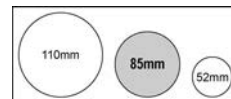


84-8M0141104

Can P module for quint engine applications.

SC1000 SMART TOW TACH/SPEED (85MM) PLASTIC LENS GRAY FACE/BLACK BEZEL GAUGES

This section lists all of the SC1000 Products that are capable of Smart Tow RPM based and Speed based functionality. The Smart Tow products will work with all DTS engines Gen 1 (2007) and newer. Includes DTS Mercruiser and DTS Outboard. These gauges will NOT work with the 150 4 stroke Maintenance feature. (150 4 Stroke is a Mechanical engine. SmartTow works with DTS engines only.)



SMARTCRAFT INSTRUMENTS

SC1000 SMART TOW PRO - SPEED BASED

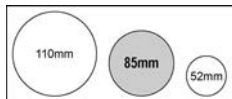


79-879169K13

0 - 80 MPH. Gray face and black bezel with black numerals. Smart Tow Pro includes five profiles that allows customized launch control plus 10 additional user customizable profiles that can be named. Kit includes GPS sensor. Great for ski market and weekend sport enthusiast. New descriptive text fault displayed for easier problem recognition. Users will find profiles are programmed from soft to aggressive launch. Just hit the throttle and let the gauge do the rest. Can be used with Gen I (2007) engines and newer. *Must be used with SC1000 System Tach Version 4.0 Gauge software and newer (version is found on back of gauge)

SC1000 SMART TOW TACH/SPEED (85MM) PLASTIC LENS WHITE FACE/CHROME BEZEL

This section lists all of the SC1000 gauges that are capable of Smart Tow RPM based and Speed based functionality. The Smart Tow products will work with all DTS engines Gen 1 (2007) and newer. Includes DTS Mercruiser and DTS Outboard. SmartTow Gauges come in Plastic Lenses only. These gauges will NOT work with the 150 4 stroke Maintenance feature. (See Glass and Grey Plastic SC1000 products for this functionality.)



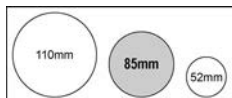
SC1000 SMART TOW PRO - SPEED BASED



79-879169K14

0 - 80 MPH. White face and Chrome bezel with black numerals. Smart Tow Pro includes five profiles that allows customized launch control plus 10 additional user customizable profiles that can be named. Kit includes GPS sensor. Great for ski market and weekend sport enthusiast. New descriptive text fault displayed for easier problem recognition. Users will find profiles are programmed from soft to aggressive launch. Just hit the throttle and let the gauge do the rest. Can be used with Gen I (2007) engines and newer. *Must be used with SC1000 System Tach Version 4.0 Gauge software and newer (version is found on back of gauge)

SC1000 SYSTEM TACH/SPEED 85 MM BEZELS



BEZEL



859074 1

Black
Fits large 3-3/8 in.(85 mm) O.D. SC1000 System gauges and MercMonitors

859074B 1

Black
Fits large 3-3/8 in.(85 mm) O.D. SC1000 System gauges and MercMonitors
Priced individually, sold @ multiples of 24

859074 2

White
Fits large 3-3/8 in.(85 mm) O.D. SC1000 System gauges and MercMonitors

859074B 2

White
Fits large 3-3/8 in.(85 mm) O.D. SC1000 System gauges and MercMonitors
Priced individually, sold @ multiples of 24

859074 3

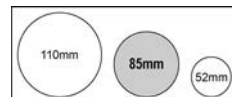
Chrome
Fits large 3-3/8 in.(85 mm) O.D. SC1000 System gauges and MercMonitors

859074B 3

Chrome
Fits large 3-3/8 in.(85 mm) O.D. SC1000 System gauges and MercMonitors
Priced individually, sold @ multiples of 24

SC1000 SYSTEM TACH/SPEED (85 MM) PLASTIC LENS BLACK FACE/CHROME BEZEL GAUGES

Tach displays engine rpm, voltage, water pressure, engine temperature, engine hours, trim, fuel flow rate in gallons or liters, and much more! Speedometer displays boat speed, clock, fuel level, oil level, mpg, gps course, water & air temp., engine synchronizer, and much more! Meters display engine alarm conditions with information on the severity of the problem. Analog and LCD readout. Gauges each require a 3-3/8 in.(85 mm) hole in the dash. These gauges will NOT work with the 150 4 stroke Maintenance feature. (See Glass and Grey Plastic SC1000 products for this functionality.)



SC1000 SYSTEM SPEEDOMETER

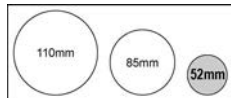


79-889223K25

0-50 MPH. Contains System Speedometer air temp sensor and system speedometer harness. Black face with white numerals. Descriptive text fault displayed for easier problem recognition. (descriptive text is displayed on all SmartCraft engines Gen I (2007) and newer. Including MerCruiser and Outboard.)
Fits 2002 and newer SmartCraft compatible Outboards, SmartCraft compatible MerCruiser and SmartCraft compatible Mercury Racing product.

SC 100 SYSTEM LINK (52MM) PLASTIC LENS GRAY FACE/BLACK BEZEL GAUGES

Easily read analog System Link gauges allow you to track vital engine and boat functions with digital accuracy. Furnished with a fog proof lens, these gauges can be "daisy chain" interfaced between other SmartCraft products using a one wire plug-in connection.



SC 100 SYSTEM LINK ENGINE TEMPERATURE GAUGE



79-879907K 1

Metric version engine temperature gauge, gray face. Fits a standard 2-1/8 in. (52 mm) dia. hole.
Fits 2001 and newer OptiMax Outboards, 2002 and newer V-6 EFI, 30-60 EFI 4-Stroke, all SmartCraft compatible MerCruiser and Mercury Racing product when these models have the 555 ECM. Application of this gauge will depend on the individual engine model and its available sensors.

SC 100 SYSTEM LINK OIL TEMPERATURE GAUGE



79-879908K 1

English version oil temperature gauge, gray face. Fits a standard 2-1/8 in. (52 mm) dia. hole.
Fits 2001 and newer OptiMax Outboards, 2002 and newer V-6 EFI, 30-60 EFI 4-Stroke, all SmartCraft compatible MerCruiser and Mercury Racing product when these models have the 555 ECM. Application of this gauge will depend on the individual engine model and its available sensors.

SC 100 SYSTEM LINK OIL TEMPERATURE GAUGE



79-879909K 1

Metric version oil temperature gauge, gray face. Fits a standard 2-1/8 in. (52 mm) dia. hole.
Fits 2001 and newer OptiMax Outboards, 2002 and newer V-6 EFI, 30-60 EFI 4-Stroke, all SmartCraft compatible MerCruiser and Mercury Racing product when these models have the 555 ECM. Application of this gauge will depend on the individual engine model and its available sensors.

SC 100 SYSTEM LINK OIL PRESSURE GAUGE



79-879917K 1

Metric version oil pressure gauge, gray face. Fits a standard 2-1/8 in. (52 mm) dia. hole.
Fits 2001 and newer OptiMax Outboards, 2002 and newer V-6 EFI, 30-60 EFI 4-Stroke, all SmartCraft compatible MerCruiser and Mercury Racing product when these models have the 555 ECM. Application of this gauge will depend on the individual engine model and its available sensors.

SMARTCRAFT INSTRUMENTS

SC 100 SYSTEM LINK OIL LEVEL GAUGE



79-879911K 1

Oil level gauge, gray face. Fits a standard 2-1/8 in. (52 mm) dia. hole.
Fits 2001 and newer OptiMax Outboards, 2002 and newer V-6 EFI, 30-60 EFI 4-Stroke, all SmartCraft compatible MerCruiser and Mercury Racing product when these models have the 555 ECM. Application of this gauge will depend on the individual engine model and its available sensors.

SC 100 SYSTEM LINK RUDDER ANGLE GAUGE



79-879915K 1

Steering gauge, gray face. Fits a standard 2-1/8 in. (52 mm) dia. hole.
Fits 2001 and newer OptiMax Outboards, 2002 and newer V-6 EFI, 30-60 EFI 4-Stroke, all SmartCraft compatible MerCruiser and Mercury Racing product when these models have the 555 ECM. Application of this gauge will depend on the individual engine model and its available sensors.

SC 100 SYSTEM LINK FUEL FLOW GAUGE



79-879912K 1

English version fuel flow gauge, gray face. Fits a standard 2-1/8 in. (52 mm) dia. hole.
Fits 2001 and newer OptiMax Outboards, 2002 and newer V-6 EFI, 30-60 EFI 4-Stroke, all SmartCraft compatible MerCruiser and Mercury Racing product when these models have the 555 ECM. Application of this gauge will depend on the individual engine model and its available sensors.

SC 100 SYSTEM LINK WATER PRESSURE GAUGE



79-879919K 1

Metric version water pressure gauge, gray face. Fits a standard 2-1/8 in. (52 mm) dia. hole.
Fits 2001 and newer OptiMax Outboards, 2002 and newer V-6 EFI, 30-60 EFI 4-Stroke, all SmartCraft compatible MerCruiser and Mercury Racing product when these models have the 555 ECM. Application of this gauge will depend on the individual engine model and its available sensors.

SC 100 SYSTEM LINK FUEL FLOW GAUGE



79-879913K 1

Metric version fuel flow gauge, gray face. Fits a standard 2-1/8 in. (52 mm) dia. hole.
Fits 2001 and newer OptiMax Outboards, 2002 and newer V-6 EFI, 30-60 EFI 4-Stroke, all SmartCraft compatible MerCruiser and Mercury Racing product when these models have the 555 ECM. Application of this gauge will depend on the individual engine model and its available sensors.

SC 100 SYSTEM LINK VOLTAGE GAUGE



79-879921K 1

Voltage gauge, gray face. Fits a standard 2-1/8 in. (52 mm) dia. hole.
Fits 2001 and newer OptiMax Outboards, 2002 and newer V-6 EFI, 30-60 EFI 4-Stroke, all SmartCraft compatible MerCruiser and Mercury Racing product when these models have the 555 ECM. Application of this gauge will depend on the individual engine model and its available sensors.

SC 100 SYSTEM LINK WATER LEVEL GAUGE



79-879922K 1

Water level gauge, gray face. Fits a standard 2-1/8 in. (52 mm) dia. hole.
Fits 2001 and newer OptiMax Outboards, 2002 and newer V-6 EFI, 30-60 EFI 4-Stroke, all SmartCraft compatible MerCruiser and Mercury Racing product when these models have the 555 ECM. Application of this gauge will depend on the individual engine model and its available sensors.

SC 100 SYSTEM LINK WASTE LEVEL GAUGE



79-879923K 1

Waste level gauge, gray face. Fits a standard 2-1/8 in. (52 mm) dia. hole.
Fits 2001 and newer OptiMax Outboards, 2002 and newer V-6 EFI, 30-60 EFI 4-Stroke, all SmartCraft compatible MerCruiser and Mercury Racing product when these models have the 555 ECM. Application of this gauge will depend on the individual engine model and its available sensors.

SC 100 SYSTEM LINK ENGINE SYNCHRONIZER GAUGE

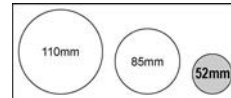


79-879924K 1

Engine synchronizer gauge, gray face. Fits a standard 2-1/8 in. (52 mm) dia. hole.
Fits 2001 and newer OptiMax Outboards, 2002 and newer V-6 EFI, 30-60 EFI 4-Stroke, all SmartCraft compatible MerCruiser and Mercury Racing product when these models have the 555 ECM. Application of this gauge will depend on the individual engine model and its available sensors.

SC 100 SYSTEM LINK (52MM) PLASTIC LENS WHITE FACE/CHROME BEZEL GAUGES

Easily read analog System Link gauges allow you to track vital engine and boat functions with digital accuracy. Furnished with a fog resistant lens, these gauges can be "daisy chain" interfaced between other SmartCraft products using a one wire plug-in connection. SC100 link gauges require a master gauge such as an SC1000 System Tach, a MercMonitor, or a System Monitor in order to function. These gauges have chrome bezels.



SC 100 SYSTEM LINK OIL TEMPERATURE GAUGE



79-879908K31

English version oil temperature gauge, white face with Chrome Bezel. Fits a standard 2-1/8 in. (52 mm) dia. hole.
Fits 2001 and newer OptiMax Outboards, 2002 and newer V-6 EFI, 30-60 EFI 4-Stroke, all SmartCraft compatible MerCruiser and Mercury Racing product when these models have the 555 ECM. Application of this gauge will depend on the individual engine model and its available sensors.

SC 100 SYSTEM LINK FUEL FLOW GAUGE



79-879912K31

English version fuel flow gauge, white face with Chrome Bezel. Fits a standard 2-1/8 in. (52 mm) dia. hole.
Fits 2001 and newer OptiMax Outboards, 2002 and newer V-6 EFI, 30-60 EFI 4-Stroke, all SmartCraft compatible MerCruiser and Mercury Racing product when these models have the 555 ECM. Application of this gauge will depend on the individual engine model and its available sensors.

SMARTCRAFT INSTRUMENTS

SC 100 SYSTEM LINK RUDDER ANGLE GAUGE



79-879915K31

Steering gauge, white face/chrome bezel. Fits a standard 2-1/8 in. (52 mm) dia. hole.

Fits 2001 and newer OptiMax Outboards, 2002 and newer V-6 EFI, 30-60 EFI 4-Stroke, all SmartCraft compatible MerCruiser and Mercury Racing product when these models have the 555 ECM. Application of this gauge will depend on the individual engine model and its available sensors.

SC 100 SYSTEM LINK OIL PRESSURE GAUGE



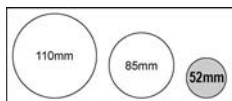
79-879916K31

English version oil pressure gauge, white face with Chrome Bezel. Fits a standard 2-1/8 in. (52 mm) dia. hole.

Fits 2001 and newer OptiMax Outboards, 2002 and newer V-6 EFI, 30-60 EFI 4-Stroke, all SmartCraft compatible MerCruiser and Mercury Racing product when these models have the 555 ECM. Application of this gauge will depend on the individual engine model and its available sensors.

SC 100 SYSTEM LINK (52MM) PLASTIC LENS WHITE FACE/WHITE BEZEL GAUGES

Easily read analog System Link gauges allow you to track vital engine and boat functions with digital accuracy. Furnished with a fog proof lens, these gauges can be "daisy chain" interfaced between other SmartCraft products using a one wire plug-in connection.



SC 100 SYSTEM LINK ENGINE TEMPERATURE GAUGE




79-879920K11

English version engine temperature gauge, white face. Fits a standard 2-1/8 in. (52 mm) dia. hole.

Fits 2001 and newer OptiMax Outboards, 2002 and newer V-6 EFI, 30-60 EFI 4-Stroke, all SmartCraft compatible MerCruiser and Mercury Racing product when these models have the 555 ECM. Application of this gauge will depend on the individual engine model and its available sensors.

SC 100 SYSTEM LINK ENGINE TEMPERATURE GAUGE




79-879907K11

Metric version engine temperature gauge, white face. Fits a standard 2-1/8 in. (52 mm) dia. hole.

Fits 2001 and newer OptiMax Outboards, 2002 and newer V-6 EFI, 30-60 EFI 4-Stroke, all SmartCraft compatible MerCruiser and Mercury Racing product when these models have the 555 ECM. Application of this gauge will depend on the individual engine model and its available sensors.

SC 100 SYSTEM LINK OIL TEMPERATURE GAUGE




79-879908K11

English version oil temperature gauge, white face. Fits a standard 2-1/8 in. (52 mm) dia. hole.

Fits 2001 and newer OptiMax Outboards, 2002 and newer V-6 EFI, 30-60 EFI 4-Stroke, all SmartCraft compatible MerCruiser and Mercury Racing product when these models have the 555 ECM. Application of this gauge will depend on the individual engine model and its available sensors.

SC 100 SYSTEM LINK OIL TEMPERATURE GAUGE



79-879909K11

Metric version oil temperature gauge, white face. Fits a standard 2-1/8 in. (52 mm) dia. hole.

Fits 2001 and newer OptiMax Outboards, 2002 and newer V-6 EFI, 30-60 EFI 4-Stroke, all SmartCraft compatible MerCruiser and Mercury Racing product when these models have the 555 ECM. Application of this gauge will depend on the individual engine model and its available sensors.

SC 100 SYSTEM LINK OIL PRESSURE GAUGE



79-879916K11

English version oil pressure gauge, white face. Fits a standard 2-1/8 in. (52 mm) dia. hole.

Fits 2001 and newer OptiMax Outboards, 2002 and newer V-6 EFI, 30-60 EFI 4-Stroke, all SmartCraft compatible MerCruiser and Mercury Racing product when these models have the 555 ECM. Application of this gauge will depend on the individual engine model and its available sensors.

SC 100 SYSTEM LINK OIL PRESSURE GAUGE



79-879917K11

Metric version oil pressure gauge, white face. Fits a standard 2-1/8 in. (52 mm) dia. hole.

Fits 2001 and newer OptiMax Outboards, 2002 and newer V-6 EFI, 30-60 EFI 4-Stroke, all SmartCraft compatible MerCruiser and Mercury Racing product when these models have the 555 ECM. Application of this gauge will depend on the individual engine model and its available sensors.

SC 100 SYSTEM LINK FUEL FLOW GAUGE



79-879912K11

English version fuel flow gauge, white face. Fits a standard 2-1/8 in. (52 mm) dia. hole.

Fits 2001 and newer OptiMax Outboards, 2002 and newer V-6 EFI, 30-60 EFI 4-Stroke, all SmartCraft compatible MerCruiser and Mercury Racing product when these models have the 555 ECM. Application of this gauge will depend on the individual engine model and its available sensors.

SC 100 SYSTEM LINK TRIM GAUGE



79-879914K11

Trim gauge, white face. Fits a standard 2-1/8 in. (52 mm) dia. hole.

Fits 2001 and newer OptiMax Outboards, 2002 and newer V-6 EFI, 30-60 EFI 4-Stroke, all SmartCraft compatible MerCruiser and Mercury Racing product when these models have the 555 ECM. Application of this gauge will depend on the individual engine model and its available sensors.

SC 100 SYSTEM LINK RUDDER ANGLE GAUGE



79-879915K11

Steering gauge, white face. Fits a standard 2-1/8 in. (52 mm) dia. hole.

Fits 2001 and newer OptiMax Outboards, 2002 and newer V-6 EFI, 30-60 EFI 4-Stroke, all SmartCraft compatible MerCruiser and Mercury Racing product when these models have the 555 ECM. Application of this gauge will depend on the individual engine model and its available sensors.

SMARTCRAFT INSTRUMENTS

SC 100 SYSTEM LINK VOLTAGE GAUGE



79-879921K11

Voltage gauge, white face. Fits a standard 2-1/8 in. (52 mm) dia. hole. Fits 2001 and newer OptiMax Outboards, 2002 and newer V-6 EFI, 30-60 EFI 4-Stroke, all SmartCraft compatible MerCruiser and Mercury Racing product when these models have the 555 ECM. Application of this gauge will depend on the individual engine model and its available sensors.

SC 100 SYSTEM LINK WATER LEVEL GAUGE



79-879922K11

Water level gauge, white face. Fits a standard 2-1/8" (52 mm) dia. hole. Fits 2001 and newer OptiMax Outboards, 2002 and newer V-6 EFI, 30-60 EFI 4-Stroke, all SmartCraft compatible MerCruiser and Mercury Racing product when these models have the 555 ECM. Application of this gauge will depend on the individual engine model and its available sensors.

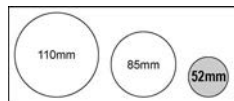
SC 100 SYSTEM LINK WASTE LEVEL GAUGE



79-879923K11

Waste level gauge, white face. Fits a standard 2-1/8 in. (52 mm) dia. hole. Fits 2001 and newer OptiMax Outboards, 2002 and newer V-6 EFI, 30-60 EFI 4-Stroke, all SmartCraft compatible MerCruiser and Mercury Racing product when these models have the 555 ECM. Application of this gauge will depend on the individual engine model and its available sensors.

SC 100 SYSTEM LINK (52MM) PLASTIC LENS BLACK FACE/CHROME BEZEL GAUGES



SC 100 SYSTEM LINK TRIM GAUGE



79-879914K21

Trim gauge, Black face. Fits a standard 2-1/8 in. (52 mm) dia. hole. Fits 2001 and newer OptiMax Outboards, 2002 and newer V-6 EFI, 30-60 EFI 4-Stroke, all SmartCraft compatible MerCruiser and Mercury Racing product when these models have the 555 ECM. Application of this gauge will depend on the individual engine model and its available sensors.

SC 100 SYSTEM LINK VOLTAGE GAUGE



79-879921K21

Voltage gauge 8-16 volts, Black face. Fits a standard 2-1/8 in. (52 mm) dia. hole. Fits 2001 and newer OptiMax Outboards, 2002 and newer V-6 EFI, 30-60 EFI 4-Stroke, all SmartCraft compatible MerCruiser and Mercury Racing product when these models have the 555 ECM. Application of this gauge will depend on the individual engine model and its available sensors.

SC 100 SYSTEM LINK ENGINE COOLANT TEMP GAUGE



79-879920K21

English version engine coolant temperature gauge 100-250 F/40-120 C dual scale, Black face. Fits a standard 2-1/8 in. (52 mm) dia. hole. Fits 2001 and newer OptiMax Outboards, 2002 and newer V-6 EFI, 30-60 EFI 4-Stroke, all SmartCraft compatible MerCruiser and Mercury Racing product when these models have the 555 ECM. Application of this gauge will depend on the individual engine model and its available sensors.

SC 100 SYSTEM LINK FUEL LEVEL GAUGE



79-879910K21

Fuel level gauge with 0, 1/4, 1/2, 3/4, 1 increments, Black face. Fits a standard 2-1/8 in. (52 mm) dia. hole.

Fits 2001 and newer OptiMax Outboards, 2002 and newer V-6 EFI, 30-60 EFI 4-Stroke, all SmartCraft compatible MerCruiser and Mercury Racing product when these models have the 555 ECM. Application of this gauge will depend on the individual engine model and its available sensors.

SC 100 SYSTEM LINK OIL PRESSURE GAUGE



79-879916K21

English version oil pressure gauge 0-80 psi/0-5 bar dual scale, Black face. Fits a standard 2-1/8 in. (52 mm) dia. hole.

Fits 2001 and newer OptiMax Outboards, 2002 and newer V-6 EFI, 30-60 EFI 4-Stroke, all SmartCraft compatible MerCruiser and Mercury Racing product when these models have the 555 ECM. Application of this gauge will depend on the individual engine model and its available sensors.

SC 100 SYSTEM LINK RUDDER ANGLE GAUGE



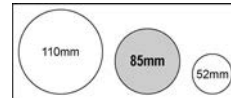
79-879915K21

Steering gauge, black face. Fits a standard 2-1/8 in. (52 mm) dia. hole.

Fits 2001 and newer OptiMax Outboards, 2002 and newer V-6 EFI, 30-60 EFI 4-Stroke, all SmartCraft compatible MerCruiser and Mercury Racing product when these models have the 555 ECM. Application of this gauge will depend on the individual engine model and its available sensors.

SC 100 SYSTEM LINK (85MM) PLASTIC LENS WHITE FACE/WHITE BEZEL GAUGES

Easily read analog System Link gauges allow you to track vital engine and boat functions with digital accuracy. Furnished with a fog proof lens, these gauges can be "daisy chain" interfaced between other SmartCraft products using a one wire plug-in connection.



SC 100 SYSTEM LINK SPEEDOMETER



79-879906K11

120 (mph or km/h) speedometer, white face. Fits in a standard 3-3/8" (85 mm) dia. hole.

Fits 2001 and newer OptiMax Outboards, 2002 and newer V-6 EFI, 30-60 EFI 4-Stroke, all SmartCraft compatible MerCruiser and Mercury Racing product when these models have the 555 ECM. Application of this gauge will depend on the individual engine model and its available sensors.

SC 100 SYSTEM LINK SPEEDOMETER



79-879905K11

80 (mph or km/h) speedometer, white face. Fits in a standard 3-3/8" (85 mm) dia. hole.

Fits 2001 and newer OptiMax Outboards, 2002 and newer V-6 EFI, 30-60 EFI 4-Stroke, all SmartCraft compatible MerCruiser and Mercury Racing product when these models have the 555 ECM. Application of this gauge will depend on the individual engine model and its available sensors.

SMARTCRAFT INSTRUMENTS

SC 100 SYSTEM LINK TACHOMETER



79-879903K11

8,000 RPM tachometer, white face. Fits in a standard 3-3/8" (85 mm) dia. hole. Fits 2001 and newer OptiMax Outboards, 2002 and newer V-6 EFI, 30-60 EFI 4-Stroke, all SmartCraft compatible MerCruiser and Mercury Racing product when these models have the 555 ECM. Application of this gauge will depend on the individual engine model and its available sensors.

SC 100 SYSTEM LINK TACHOMETER



79-879903K 1

8,000 RPM tachometer, gray face. Fits in a standard 3-3/8" (85 mm) dia. hole. Fits 2001 and newer OptiMax Outboards, 2002 and newer V-6 EFI, 30-60 EFI 4-Stroke, all SmartCraft compatible MerCruiser and Mercury Racing product when these models have the 555 ECM. Application of this gauge will depend on the individual engine model and its available sensors.

SC 100 SYSTEM LINK TACHOMETER



79-879904K11

6,000 RPM tachometer, white face. Fits in a standard 3-3/8" (85 mm) dia. hole. Fits 2001 and newer OptiMax Outboards, 2002 and newer V-6 EFI, 30-60 EFI 4-Stroke, all SmartCraft compatible MerCruiser and Mercury Racing product when these models have the 555 ECM. Application of this gauge will depend on the individual engine model and its available sensors.

SC 100 SYSTEM LINK TACHOMETER

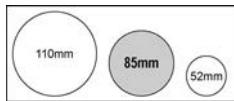


79-879904K 1

6,000 RPM tachometer, gray face. Fits in a standard 3-3/8" (85 mm) dia. hole. Fits 2001 and newer OptiMax Outboards, 2002 and newer V-6 EFI, 30-60 EFI 4-Stroke, all SmartCraft compatible MerCruiser and Mercury Racing product when these models have the 555 ECM. Application of this gauge will depend on the individual engine model and its available sensors.

SC 100 SYSTEM LINK (85MM) PLASTIC LENS GRAY FACE/BLACK BEZEL GAUGES

Easily read analog System Link gauges allow you to track vital engine and boat functions with digital accuracy. Furnished with a fog proof lens, these gauges can be "daisy chain" interfaced between other SmartCraft products using a one wire plug-in connection.



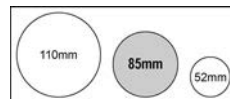
SC 100 SYSTEM LINK SPEEDOMETER



79-879906K 1

120 (mph or km/h) speedometer, gray face. Fits in a standard 3-3/8" (85 mm) dia. hole. Fits 2001 and newer OptiMax Outboards, 2002 and newer V-6 EFI, 30-60 EFI 4-Stroke, all SmartCraft compatible MerCruiser and Mercury Racing product when these models have the 555 ECM. Application of this gauge will depend on the individual engine model and its available sensors.

SC 100 SYSTEM LINK (85MM) PLASTIC LENS BLACK FACE/CHROME BEZEL GAUGES



SC 100 SYSTEM LINK SPEEDOMETER



79-879905K21

80 (mph or km/h) speedometer, Black face. Fits in a standard 3-3/8" (85 mm) dia. hole. Fits 2001 and newer OptiMax Outboards, 2002 and newer V-6 EFI, 30-60 EFI 4-Stroke, all SmartCraft compatible MerCruiser and Mercury Racing product when these models have the 555 ECM. Application of this gauge will depend on the individual engine model and its available sensors.

SC 100 SYSTEM LINK TACHOMETER

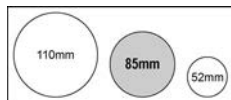


79-879903K21

8,000 RPM tachometer, Black face. Fits in a standard 3-3/8" (85 mm) dia. hole. Fits 2001 and newer OptiMax Outboards, 2002 and newer V-6 EFI, 30-60 EFI 4-Stroke, all SmartCraft compatible MerCruiser and Mercury Racing product when these models have the 555 ECM. Application of this gauge will depend on the individual engine model and its available sensors.

SC 100 SYSTEM LINK (110 MM) PLASTIC LENS WHITE FACE/WHITE BEZEL GAUGES

Easily read analog System Link gauges allow you to track vital engine and boat functions with digital accuracy. Furnished with a fog proof lens, these gauges can be "daisy chain" interfaced between other SmartCraft products using a one wire plug-in connection.



SC 100 SYSTEM LINK SPEEDOMETER



79-879945K11

80 (mph or km/h) speedometer, white face, large display. Fits in a 4-5/16" (110 mm) dia. hole. Fits 2001 and newer OptiMax Outboards, 2002 and newer V-6 EFI, 30-60 EFI 4-Stroke, all SmartCraft compatible MerCruiser and Mercury Racing product when these models have the 555 ECM. Application of this gauge will depend on the individual engine model and its available sensors.

SC 100 SYSTEM LINK SPEEDOMETER



79-879944K11

65 (mph or km/h) speedometer, white face, large display. Fits in a 4-5/16" (110 mm) dia. hole. Fits 2001 and newer OptiMax Outboards, 2002 and newer V-6 EFI, 30-60 EFI 4-Stroke, all SmartCraft compatible MerCruiser and Mercury Racing product when these models have the 555 ECM. Application of this gauge will depend on the individual engine model and its available sensors.

SC 100 SYSTEM LINK TACHOMETER



79-879943K11

8,000 RPM tachometer, white face, large display. Fits in a 4-5/16" (110 mm) dia. hole. Fits 2001 and newer OptiMax Outboards, 2002 and newer V-6 EFI, 30-60 EFI 4-Stroke, all SmartCraft compatible MerCruiser and Mercury Racing product when these models have the 555 ECM. Application of this gauge will depend on the individual engine model and its available sensors.

SC 100 SYSTEM LINK TACHOMETER



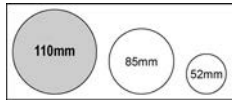
79-879942K11

6,000 RPM tachometer, white face, large display. Fits in a 4-5/16" (110 mm) dia. hole. Fits 2001 and newer OptiMax Outboards, 2002 and newer V-6 EFI, 30-60 EFI 4-Stroke, all SmartCraft compatible MerCruiser and Mercury Racing product when these models have the 555 ECM. Application of this gauge will depend on the individual engine model and its available sensors.

SMARTCRAFT INSTRUMENTS

SC 100 SYSTEM LINK (110MM) PLASTIC LENS BLACK FACE/CHROME BEZEL GAUGES

Easily read analog System Link gauges allow you to track vital engine and boat functions with digital accuracy. Can be easily interfaced to SmartCraft products. New larger size to make information easier to read. Fits in a 4-5/16" (110MM) dia. Hole.



SC 100 SYSTEM LINK SPEEDOMETER



79-879944K21

50 (mph or km/h) speedometer, Black Chrome Bezel, large display. Fits in a 4-5/16" (110 mm) dia. hole.

Fits 2001 and newer OptiMax Outboards, 2002 and newer V-6 EFI, 30-60 EFI 4-Stroke, all SmartCraft compatible MerCruiser and Mercury Racing product when these models have the 555 ECM. Application of this gauge will depend on the individual engine model and its available sensors. Gen I will have descriptive fault text available on gauge.

SC 100 SYSTEM LINK MULTIFUNCTION GAUGE

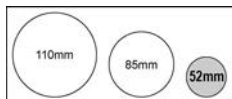


79-879946K21

Combination water temperature, oil pressure, voltage and fuel gauge. Black face, large display. Fits in a 4-5/16" (110 mm) dia. hole.

Fits 2001 and newer OptiMax Outboards, 2002 and newer V-6 EFI, 30-60 EFI 4-Stroke, all SmartCraft compatible MerCruiser and Mercury Racing product when these models have the 555 ECM. Application of this gauge will depend on the individual engine model and its available sensors.

SC 100 SYSTEM LINK GAUGE 52 MM BEZELS



BEZEL



879871 1

Black - 52 mm
Fits small 2-1/8 in.(52 mm) O.D. SC100 System Link gauges
Priced individually, sold @ multiples of 2

879871B 1

Black
Fits small 2-1/8 in.(52 mm) O.D. SC100 System Link gauges
Priced individually, sold @ multiples of 24

879871 2

White - 52 mm
Fits small 2-1/8 in.(52 mm) O.D. SC100 System Link gauges
Priced individually, sold @ multiples of 2

879871B 2

White
Fits small 2-1/8 in.(52 mm) O.D. SC100 System Link gauges
Priced individually, sold @ multiples of 24

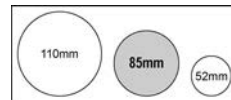
8M6002359

Chrome - 52 mm
Fits small 2-1/8 in.(52 mm) O.D. SC100 System Link gauges
Priced individually, sold @ multiples of 2

8M0032454

Chrome
Fits small 2.125 in.(52 mm) O.D. SC100 System Link gauges
Priced individually, sold @ multiples of 24

SC 100 SYSTEM LINK GAUGE 85 MM BEZELS



BEZEL 85 MM



879872 1

Black
Fits large 3-3/8 in.(85 mm) O.D. SC100 System Link gauges
Priced individually, sold @ multiples of 2

879872B 1

Black
Fits large 3-3/8 in.(85 mm) O.D. SC100 System Link gauges
Priced individually, sold @ multiples of 24

879872 2

White
Fits large 3-3/8 in.(85 mm) O.D. SC100 System Link gauges
Priced individually, sold @ multiples of 2

879872B 2

White
Fits large 3-3/8 in.(85 mm) O.D. SC100 System Link gauges
Priced individually, sold @ multiples of 24

879872 3

Chrome
Fits large 3-3/8 in.(85 mm) O.D. SC100 System Link gauges
Priced individually, sold @ multiples of 2

879872B 3

Chrome
Fits large 3-3/8 in.(85 mm) O.D. SC100 System Link gauges
Priced individually, sold @ multiples of 24

**SMARTCRAFT SYSTEM GAUGE AND MONITOR
RETAINING NUTS**

RETAINING NUT



11-879900

Fits small 2-1/8 in.(52 mm) SmartCraft System gauges and monitor.
Priced individually, sold @ multiples of 2

RETAINING NUT



11-859073

Fits large 3-3/8 in.(85 mm) SmartCraft System gauges.
Priced individually, sold @ multiples of 2

RETAINING NUT - REAR MOUNT



11-879902

Nut includes tabs to allow gauge to be mounted from the rear of dash panel.
Fits small 2-1/8 in.(52 mm) SmartCraft System gauges and monitor.
Priced individually, sold @ multiples of 2

RETAINING NUT



11-879950

Fits large 4-5/16" (110 mm) SmartCraft System gauges.
Priced individually, sold @ multiples of 2

RETAINING NUT



11-879900B 1

Fits small 2-1/8 in.(52 mm) SmartCraft System gauges and monitor.
Priced individually, sold @ multiples of 24

RETAINING NUT



11-859073B 1

Fits large 3-3/8 in.(85 mm) SmartCraft System gauges.
Priced individually, sold @ multiples of 24

SMARTCRAFT INSTRUMENTS


RETAINING NUT



11-879950B 1

Fits large 4-5/16" (110 mm) SmartCraft System gauges.
Priced individually, sold @ multiples of 24


GAUGE SEAL



12-879925

Fits small 2-1/8 in. (52 mm) SmartCraft System gauges and monitor.
Priced individually, sold @ multiples of 2

GAUGE SEAL



12-859656

Fits small 3-3/8 in. (85 mm) SmartCraft System gauges.
Priced individually, sold @ multiples of 2

SMARTCRAFT GAUGE HOUSING



8M0099412

Housing for when you want to install a SmartCraft gauge in an application without a dash (primarily tiller applications), typically to the gunnel or transom.

Any 85 mm SmartCraft gauge (System Tach, System Speed, MercMonitor, SC100 link gauges). This is the housing only, gauge and harness required and sold separately

ANALOG GAUGE INTERFACE KITS

DTS ENGINE - ANALOG GAUGE HARNESS



84-8M0095716

An analog gauge harness (15 feet) specific for DTS engines that is more cost effective than the AGI (Analog Gauge Interface) solution
DTS versions of 4.5L/6.2L MerCruiser engines only

84-8M0095826

An analog gauge harness (20 feet) specific for DTS engines that is more cost effective than the AGI (Analog Gauge Interface) solution
DTS versions of 4.5L/6.2L MerCruiser engines only

84-8M0095827

An analog gauge harness (25 feet) specific for DTS engines that is more cost effective than the AGI (Analog Gauge Interface) solution
DTS versions of 4.5L/6.2L MerCruiser engines only

84-8M0095828

An analog gauge harness (30 feet) specific for DTS engines that is more cost effective than the AGI (Analog Gauge Interface) solution
DTS versions of 4.5L/6.2L MerCruiser engines only

SMARTCRAFT RIGGING AND CONVERSION KITS

CONVERSION KIT - SMARTCRAFT SENSORS



889250K01

New kit that allows you to use SmartCraft gauges on these engines
Gen II (2007) 75 HP - 115 HP 4 stroke 1.7L engines

ANALOG TO DIGITAL CONVERSION KIT



859648A 2

Converts an analog to a digital OptiMax. Contains the sensors, harnesses and instructions needed.

Fits 2000 and newer OptiMax 2.5L engines.

ANALOG TO DIGITAL CONVERSION KIT



859649A 2

Converts an analog to a digital OptiMax. Contains the sensors, harnesses and instructions needed.
Fits 2000 OptiMax 3.0L engines.

OPTIMAX MY2001 ANALOG RIGGING KIT



8M0078157

Contains necessary components allowing a digital OptiMax to operate analog speedometer, tachometer and water pressure gauges.
Fits OptiMax engines, model year 2001 and newer.

SMARTCRAFT RIGGING KIT



8M0056278

Kit contains the following:

- 1257- 8742A21 Oil Tanks with Oil Senders (2)
- 859223 Speed/Temperature Sensor (1)
- 84-859743T 1 Harness to oil, fuel and paddle wheel (2)
- 84-879981T30 SC1000R-30, 30 ft. (9.1 meter) Data Harnesses (2)
- 878492A16, 6-Plug J Box (1)
- 859318T 2 Weather Caps (2)
- 881175A 1 Male Connector Cap (1)
- 881176A 1 Female Connector Cap (1)

For dual application. Fits 2001-2005 OptiMax Outboards, 2002-2005 V-6 EFI Outboards and Pro Max Mercury Racing Outboards (when equipped with the 555 Electronic Control Module). The oil tank bracket may only be used as a floor mounted application.

SMARTCRAFT RIGGING PREP KIT FOR OPTIMAX - SINGLE

8M0056277

Kit contains the following:

- 1257- 8742A21 Oil Tank with Oil Sender (1)
- Harness to oil, fuel and paddle wheel (1)
- 84-859743T03 Boat harness for oil and fuel
- Removed the 84-879982A30 from the kit. When using the 14 pin harness for non DTS, this data harness is no longer required. (Ref 84-896537__ engine to helm harness)

Fits 2006 OptiMax Outboards, 2006 V-6 EFI Outboards and Pro Max Mercury Racing Outboards (when equipped with the 555 Electronic Control Module). The oil tank bracket may only be used as a floor mounted application.

SMARTCRAFT RIGGING PREP KIT FOR OPTIMAX - SINGLE



8M0056275

Kit contains the following:

- 1257- 8742A21 Oil Tank with Oil Sender (1)
- 84-879982A30 30 ft 2RSL SmartCraft Harness (1)
- 84-859743A 1 Harness Asy - Boat

Fits 2006 OptiMax Outboards, 2006 V-6 EFI Outboards and Pro Max Mercury Racing Outboards (when equipped with the 555 Electronic Control Module). The oil tank bracket may only be used as a floor mounted application.

SMARTCRAFT RIGGING PREP KIT FOR OPTIMAX - SINGLE



8M0056276

Kit contains the following:

- 1257- 8742A21 Oil Tank with Oil Sender (1)
- 79-8M0034627 SC1000 SystemMonitor
- 84-879982A30 30 foot @RSL SmartCraft Harness

Fits 2006 OptiMax Outboards, 2006 V-6 EFI Outboards and Pro Max Mercury Racing Outboards (when equipped with the 555 Electronic Control Module). The oil tank bracket may only be used as a floor mounted application.

SMARTCRAFT INSTRUMENTS

SMARTCRAFT ENGINE DATA KIT



8M0056279

Kit contains the following:
 1257- 8742A22 Oil Tank without Oil Sender (1)
 79-879896K21 Front Mount SC1000 System Monitor
 Data Harness removed for 2006 (84-879982A30) - use new 14 pin harness with 84-896537 series which eliminates the data harness - 10 pin is part of primary engine to helm harness
 The oil tank bracket may only be used as a floor mounted application.
 Fits 2006 and newer OptiMax Outboards when using new 14 pin harness

REMOTE 3.0 US GAL (11 L) OIL TANK



1257- 8742A21

Remote 3.0 US gal (11 L) Oil Tank with sender, complete with tank, lines, floor mounting bracket and all hardware.

REMOTE 3.0 US GAL (11 L) OIL TANK



1257- 8742A22

Remote 3.0 US gal (11 L) Oil Tank without sender, complete with tank, lines, floor mounting bracket and all hardware.
 Optional tank size for Mercury/Mariner 2 cycle outboards, to be used wherever a pressurized oil reservoir system is already in use. This tank and bracket assembly is only used in floor mounted applications.

REMOTE 3.0 US GAL (11 L) OIL TANK



1257- 8742A23

Remote 3.0 US gal (11 L) Oil Tank without sender, complete with tank, lines, mounting bracket and all hardware. Old Bracket Design
 Optional tank size for Mercury/Mariner 2 cycle outboards, to be used wherever a pressurized oil reservoir system is already in use. This tank and bracket assembly may be optionally floor or wall mounted.

REMOTE 3.0 US GAL (11 L) OIL TANK



1257- 8742A24

Remote 3.0 US gal (11 L) Oil Tank with sender, complete with tank, lines, floor mounting bracket and all hardware. Old Bracket Design
 Optional tank size for Mercury/Mariner 2 cycle outboards, to be used wherever a pressurized oil reservoir system is already in use. This tank and bracket assembly may be optionally floor or wall mounted.

REMOTE OIL TANK KIT



1257- 8742A25

Includes remote oil tank, lines, fittings and hardware to convert to a pressurized remote 2 cycle oil tank system.
 Fits Mercury/Mariner 75,90,115 hp (1.5L) OptiMax outboards, model year 2004 and newer.

ANALOG INSTRUMENTS

INSTRUMENT SETS - FLAGSHIP PLUS BLACK FACE FAMILY

Visit the Flagship Plus Black Face Family Gauges section for individual details. All tachometers and speedometers fit a standard 3-3/8 in. (85 mm) diameter hole. All other gauges fit a 2-1/8 in. (54 mm) diameter hole.



L - Large Face All speed measurement and tachometer gauges

S - Small Face All other gauges



ANALOG INSTRUMENTS

ANALOG INSTRUMENTS

INSTRUMENT SETS - FLAGSHIP PLUS WHITE FACE FAMILY

Visit the Flagship Plus White Face Family Gauges section for individual details. All tachometers and speedometers fit a standard 3-3/8 in. (85 mm) diameter hole. All other gauges fit a 2-1/8 in. (54 mm) diameter hole.



L - Large Face All speed measurement and tachometer gauges

S - Small Face All other gauges



L



L



L



L



L



L



L



S



S



S



S



S



S



S



S



S



S



S



S




S

INSTRUMENT SETS - FLAGSHIP PLUS WHITE FACE/CHROME

Visit the Flagship Plus White Face with Chrome Bezel Family Gauges section for individual details. All tachometers and speedometers fit a standard 3-3/8 in. (85 mm) diameter hole. All other gauges fit a 2-1/8 in. (54 mm) diameter hole.



L - Large Face All speed measurement and tachometer gauges
S - Small Face All other gauges



ANALOG INSTRUMENTS

ANALOG INSTRUMENTS

INSTRUMENT SETS - ADMIRAL PLUS BLACK FACE FAMILY

Visit the Admiral Plus Black Face Family Gauges section for individual details. All tachometers and speedometers fit a standard 3-3/8 in. (85 mm) diameter hole. All other gauges fit a 2-1/8 in. (54 mm) diameter hole.



L - Large Face All speed measurement and tachometer gauges

S - Small Face All other gauges



L



L



L



L



L



L



S



S



S



S



S



S



S



S



S



S



S



S

INSTRUMENT SETS - ADMIRAL PLUS BLACK FACE/CHROME

Visit the Admiral Family Gauges section for specific gauges. All Tachometers and Speedometers fit 3 3/8 inch (85 MM) diameter hole. All other gauges fit 2 1/8 inch (52 MM) diameter hole. Gauges have studs and metal brackets.



L - Large Face All speed measurement and tachometer gauges
S - Small Face All other gauges



L



L



L



L



L



L



S



S



S



S



S



S



S



S



S



S




S


ANALOG INSTRUMENTS

INSTRUMENT SETS - ADMIRAL PLUS WHITE FACE FAMILY

Visit the Admiral Plus White Face Family Gauges section for individual details. All tachometers and speedometers fit a standard 3-3/8 in. (85 mm) diameter hole. All other gauges fit a 2-1/8 in. (54 mm) diameter hole.



L - Large Face All speed measurement and tachometer gauges
S - Small Face All other gauges




INSTRUMENT SETS - INTERNATIONAL II FAMILY

Visit the International II Family Gauges section for individual details. All tachometers and speedometers fit a standard 3-3/8 in. (85 mm) diameter hole. All other gauges fit a 2-1/8 in. (54 mm) diameter hole.



L - Large Face All speed measurement and tachometer gauges

S - Small Face All other gauges



ANALOG INSTRUMENTS

ANALOG GAUGE INTERFACE - DIGITAL ENGINES

Converts digital signal to analog

DTS ENGINE - ANALOG GAUGE HARNESS



84-8M0095716

An analog gauge harness (15 feet) specific for DTS engines that is more cost effective than the AGI (Analog Gauge Interface) solution

DTS versions of 4.5L/6.2L MerCruiser engines only

84-8M0095826

An analog gauge harness (20 feet) specific for DTS engines that is more cost effective than the AGI (Analog Gauge Interface) solution

DTS versions of 4.5L/6.2L MerCruiser engines only

84-8M0095827

An analog gauge harness (25 feet) specific for DTS engines that is more cost effective than the AGI (Analog Gauge Interface) solution

DTS versions of 4.5L/6.2L MerCruiser engines only

84-8M0095828

An analog gauge harness (30 feet) specific for DTS engines that is more cost effective than the AGI (Analog Gauge Interface) solution

DTS versions of 4.5L/6.2L MerCruiser engines only

ANALOG GAUGE INTERFACE KIT



892486K08

Used on 14-pin engines to convert a digital sensor signal into analog for Tachometer, Oil Pressure/Oil Level, Water Temperature, Trim, and Fuel Level analog gauges. There is also a connection for SC100 Link Gauges. Enhanced Voltage Suppression.

Used with a 10 Pin Junction Box connection, For Non-PCM09 ECUs - Fits SmartCraft compatible 14-pin engines

8M0109742

Used on 14-pin engines to convert a digital sensor signal into analog for Tachometer, Oil Pressure/Oil Level, Water Temperature, Trim, and Fuel Level analog gauges. There is also a connection for SC100 Link Gauges. No Voltage Suppression.

Used with a 10 Pin Junction Box connection. For PCM09 ECUs only - Fits SmartCraft compatible 14-pin engines.

ANALOG GAUGE INTERFACE (AGI) KIT



892486K07

Includes AGI Module Assembly, Harness and hardware.

For installations using analog gauges instead of SmartCraft. Use with analog tachometer, coolant temp, oil pressure or level, trim and fuel level. Enhanced Voltage Suppression.

Race MerCruiser or outboard engines in single or multiple engine installations plus MerCruiser 496Mag/Mag HO engines.

Mercury Branded

ANALOG GAUGE INTERFACE (AGI) KIT



892486K04

For installations using analog gauges instead of SmartCraft. Use with analog tachometer, coolant temp, oil temp, oil pressure or fuel pressure gauges. Enhanced Voltage Suppression.

Race MerCruiser engines with the 14 pin Deutsch connector engine wiring harness. One AGI kit per engine required.

ANALOG GAUGE INTERFACE MODULE



892486T04

Replacement AGI Module: analog outputs for tach, fuel level, trim position, block temperature and oil pressure.

For NON-PCM09 ECUs - Must have digital sensors on SmartCraft engine in order for these to be converted to analog outputs. CDS service tool used to enable Tach Link output (which can be either digital link data or analog trim)

VESSEL ANALOG GAUGE INTERFACE (AGI) KIT



892486K05

For installations using analog gauges instead of SmartCraft. Use with analog tab position (port & starboard), fuel level (two fuel tanks) and trim position gauges. Enhanced Voltage Suppression.

Race MerCruiser engines with the 14 pin Deutsch connector engine wiring harness. One AGI kit per boat required.

TROLL CONTROL- DASH MOUNTED- ANALOG



87-8M0083439

Troll Control will allow you to have the same functions that you get from the SmartCraft Digital gauges and adjust the speed of the boat. By pushing the button up or down, you can feather your speed every 10 RPM. Go from idle to 1000 RPM or anywhere in between. (some engine can actually go lower than idle (75-115 4 stroke(Walleye), 135-200 HP Verado 4 cylinder and 3.0L Optimax) This kit will be used in analog gauge installations. RPM will reset to idle when more than 2-3% movement occurs at the throttle (TPS)

Can be used with any Analog Gauge installation without a J Box. "Y" harness is included in kit to connect to main engine harness. This kit can be used with any SmartCraft compatible Mercury Engine.

CONVERSION KIT - SMARTCRAFT SENSORS



889250K01

New kit that allows you to use SmartCraft gauges on these engines
Gen II (2007) 75 HP - 115 HP 4 stroke 1.7L engines

SMARTCRAFT PITOT SENSOR KIT




8M0090447

Pitot sensor kit provides speed information for SmartCraft gauges.
2.1L F75-115 Four Stroke and 150 Four Stroke

MONITOR PANELS FOR DIESELS

PRIMARY STATION MONITOR PANEL



806385T

Warning lights are provided for low oil pressure, excessive coolant temperature, insufficient alternator output and glow plug activation.
Fits 1.7L MS & MI 120 and 4.2 MS & MI (200 & 230)

PRIMARY STATION MONITOR PANEL



861014

Warning lights are provided for low oil pressure, excessive coolant temperature, insufficient alternator output, glow plug activation & check engine light.
Fits 1997 and newer 2.8 ES & EI 165 and 4.2 ES & EI (250 & 230)

TACHOMETER SELECTION AND SETTINGS CHARTS

Tachometer Application

Model	Description	Flagship (Black Face)	Flagship (White Face)	QSI	International II	Generic
MerCruiser MCM/MIE Gasoline Engines	6000 RPM	79-895283A03	79-895283A23	N.L.A.	79-895283Q43	N/A
	8000 RPM	79-895283A06	79-859675A11	N.L.A.	79-895283Q45	N/A
MerCruiser D1.7L DTI, D2.8L & D4.2L D-Tronic	ALL	79-895283A03	79-895283A23	N.L.A.	N/A	N/A
MerCruiser D3.0, D3.6L & D4.2L	1994 and Newer	79-895283A02	N/A	79-805289A 1	N/A	N/A
MerCruiser D7.3L D-Tronic	1997 and Newer	79-895283A02	N/A	79-805289A 1	N/A	N/A
Mercury/Mariner 4-Stroke Outboards	6000 RPM	79-895283A03	79-895283A23	N.L.A.	79-895283Q43	N/A
	8000 RPM	79-895283A06	79-859675A11	N.L.A.	79-895283Q45	N/A
Mercury/Mariner 20 HP and Above (2 cycle)	6000 RPM	79-895283A03	79-895283A23	N.L.A.	79-895283Q43	N/A
	8000 RPM	79-895283A06	79-859675A11	N.L.A.	79-895283Q45	N/A
Mercury/Mariner Optimax	6000 RPM(1)	79-895283A03	79-895283A23	N.L.A.	79-895283Q43	N/A
	8000 RPM(1)	79-895283A06	79-859675A11	N.L.A.	79-895283Q45	N/A
Mariner 8-40 HP (Japanese import)	Manual start w/ lighting coil	N/A	N/A	N/A	N/A	N/A
Mariner 9.9-60 HP (Japanese import)	Electric start / 2 cylinder	N/A	N/A	N/A	N/A	N/A
Force 3	50cc	N/A	N/A	N/A	N/A	N/A
Force 40 HP and Above	6000 RPM	79-895283A03	79-895283A23	N.L.A.	79-895283Q43	N/A
	8000 RPM	79-895283A06	79-859675A11	N.L.A.	79-895283Q45	N/A

(1) Correct harness required for optimum performance

Tachometer Settings

Model	Country	Serial # Range	Positive Pulses Per Crank Revolution	Poles	(Flagship, Admiral, International II & Commodore)	(QSI Series) Tachometer Switch Setting	(Force 79-817030A 1) Tachometer Switch Setting
Mercury/Mariner (2-stroke) 6 thru 25 HP (U.S. Orig)			4	8	4P	3	N/A
Mercury/Mariner (4-stroke) 8 and 9.9 HP			3	6	3P	2	N/A
Mercury/Mariner (2-stroke) 30/40 HP	USA	0G053314 and up	6	12	6P	4	N/A
Mercury/Mariner 35 and 40 HP (2 Cyl.)	USA	5823918 and up	4	8	4P	3	N/A
	BEL	9298955 and up	4	8	4P	3	N/A
	AUS	8070639 and up	4	8	4P	3	N/A
	CAN	7169337 and up	4	8	4P	3	N/A
Mercury/Mariner (4-stroke) 25 thru 90 HP			6	12	6P	4	N/A
Mercury/Mariner (2-stroke) 45 thru V-6 (U.S. Orig)			6	12	6P	4	N/A
Force 35			-	20	N/A	N/A	1
Force 35 HP and higher with Mercury ignition			6	12	6P	4	2
MerCruiser 4 cyl. gasoline engine			2	N/A	4C	1	N/A
MerCruiser 6 cyl. gasoline engine			3	N/A	6C	2	N/A
MerCruiser 8 cyl. gasoline engine			4	N/A	8C	3	N/A

FLAGSHIP PLUS BLACK FACE FAMILY

Large gauge - fits 3-3/8 in. (86 mm) hole in dash. Small gauge - fits 2-1/8 in. (54 mm) hole in dash. 12 volt system. Tachometer selection and settings charts are located following the color group images.

FLAGSHIP INSTRUMENT SET



79-895283A01

Anti-fog lens. Black face and black bezel; blue graduations. Set includes 0-6000 RPM tachometer, oil pressure gauge, battery meter and water temperature gauge. All illuminated. Mounting hardware also included.
For sterndrives and inboards only with 12 volt system.
Mercury Branded, Box Point of Sale Packaged.

FLAGSHIPTACHOMETER KIT



79-895283A02

Anti-fog lens. 0-5000 RPM. 270 degree dial sweep. Black face and Black bezel: Blue graduations. Outboards require a tachometer harness or ignition/choke assembly for connection. Fits 3-3/8 in. (85 mm) hole in dash.
Diesel Engines only
Mercury Branded, Box Point of Sale Packaged.

FLAGSHIPTACHOMETER KIT



79-895283A03

Anti-fog lens. 0-6000 RPM. 270 degree dial sweep. Black face and Black bezel: Blue graduations. Outboards require a tachometer harness or ignition/choke assembly for connection. Fits 3-3/8 in. (85 mm) hole in dash.
For various Mercury Outboard and MCM products. Will require AGI converter for Verado (Digital) engines
Mercury Branded, Box Point of Sale Packaged.

FLAGSHIPTACHOMETER KIT



79-895283A05

Anti-fog lens. 0-7000 RPM. 270 degree dial sweep. Black face and Black bezel: Blue graduations. Outboards require a tachometer harness or ignition/choke assembly for connection. Fits 3-3/8 in. (85 mm) hole in dash.
For various Mercury Outboards and MCM products. Will require AGI converter with Verado (Digital) engines
Mercury Branded, Box Point of Sale Packaged.

FLAGSHIP TACHOMETER

79-895283B03

Anti-fog lens. 0-7000 RPM. 270 degree dial sweep. Black face and bezel: blue graduations. Outboards require a tachometer harness or ignition/choke assembly for connection. Fits 3-3/8 in. (85 mm) hole in dash. Priced and packaged in quantities of 24 pcs.
Fits all MCM/MIE gasoline engines; also fits various outboard engines 8hp and higher. See application chart for specific engine models.
Mercury Branded

FLAGSHIPTACHOMETER KIT



79-895283A06

Anti-fog lens. 0-8000 RPM. 270 degree dial sweep. Black face and Black bezel: Blue graduations. Outboards require a tachometer harness or ignition/choke assembly for connection. Fits 3-3/8 in. (85 mm) hole in dash.
for various Mercury Outboards and MCM products. Will require AGI converter with Verado (Digital) engines
Mercury Branded, Box Point of Sale Packaged.

FLAGSHIP SPEEDOMETER



79-895285A01

Anti-fog lens. 10-45 MPH. 270 degree dial sweep. Black face and Black bezel; White/Blue graduations. Includes 20 ft. (6.1 m) of tubing. Fits 3-3/8 in. (86 mm) hole in dash.
Mercury Branded, Box Point of Sale Packaged.

ANALOG INSTRUMENTS

79-895285B01

Anti-fog lens. 10-45 MPH. 270 degree dial sweep. Black face and bezel; blue graduations. Includes 20 ft.(6.1 m) of tubing. Fits 3-3/8 in. (85 mm) hole in dash. Pricing and packaging will be in quantities of 24 pcs. Mercury Branded, Box Point of Sale Packaged.

FLAGSHIP SPEEDOMETER



79-895285A03

Anti-fog lens. 10-65 MPH. 270 degree dial sweep. Black face and Black bezel; White/Blue graduations. Includes 20 ft.(6.1 m) of tubing. Fits 3-3/8 in. (85 mm) hole in dash.

Mercury Branded, Box Point of Sale Packaged.

FLAGSHIP SPEEDOMETER



79-895285A04

Anti-fog lens. 10-80 MPH. 270 degree dial sweep. Black face and Black bezel; White/Blue graduations. Includes 20 ft.(6.1 m) of tubing. Fits 3-3/8 in. (85 mm) hole in dash.

Mercury Branded, Box Point of Sale Packaged.

FLAGSHIP SPEEDOMETER



79-895285A06

Anti-fog lens. 10-100 MPH. 270 degree dial sweep. Black face and Black bezel; White/Blue graduations. Includes 20 ft.(6.1 m) of tubing. Fits 3-3/8 in. (85 mm) hole in dash.

Mercury Branded, Box Point of Sale Packaged.

FLAGSHIP SPEEDOMETER



79-895285A08

Anti-fog lens. 10- 50 knots. 270 degree dial sweep. Black face and Black bezel; White/Blue graduations. Includes 20 ft.(6.1 m) of tubing. Fits 3-3/8 in. (85 mm) hole in dash.

Mercury Branded, Box Point of Sale Packaged.

DIGITAL DEPTH GAUGE KIT



79-879292A01

Black face and black bezel. Digital depth readout to 199 feet, display is backlit for night operation. Easy addition to any boat. Fits in a cutout for standard 2 in.(51 mm) gauge. Kit includes adjustable alarm, transom-mounted/inside-hull-mounted transducer. Easy to follow instructions. The affordable way to add more fun and safety to boating.

Available in Multiple bezel colors

Mercury Branded, Box Point of Sale Packaged.

BEZEL 52 MM



879292001

Bezel-Gold 2 inch (52 MM) Bezel is a twist fit that has a round shape. Used on Depth Sounders only

BEZEL 52 MM



879292002

Bezel-Chrome 2 inch (52 MM) Bezel is a twist fit that has a round shape. Used on Depth Sounders only

FLAGSHIP VOLT METER



79-895286A01

Anti-fog lens. Black face and Black bezel; White/Blue graduations. Outboards require a tachometer harness or ignition/choke assembly for connection.

Mercury Branded, Box Point of Sale Packaged.

79-895286B01

Anti-fog lens. Black face and Black bezel; White/Blue graduations. Outboards require a tachometer harness or ignition/choke assembly for connection. Pricing and packaging will be in quantities of 24 pcs.

Mercury Branded, Box Point of Sale Packaged.

FLAGSHIP WATER TEMPERATURE GAUGE



79-895287A01

Anti-fog lens. 120 deg.-240 deg.F gauge. Black face and Black bezel; White/Blue graduations.

Fits all MCM/MIE gasoline engines and Mercury/Mariner V-6 outboards. Sender, if not already installed on the outboard, must be purchased separately.

Mercury Branded, Box Point of Sale Packaged.

FLAGSHIP WATER TEMPERATURE GAUGE



79-895287A02

Anti-fog lens. 60 deg.-200 deg.F gauge. Black face and Black bezel; White/Blue graduations.

Fits Mercury/Mariner 25 thru 115 FourStroke, 225 FourStroke, 40 (3 & 4 cyl.), 45, 50/60 (3 cyl.), and 70 to 125 hp ; and 1993 and newer Force outboards (Force models must order sender FA299791) Sender need to be ordered separately

Mercury Branded, Box Point of Sale Packaged.

FLAGSHIP WATER TEMPERATURE GAUGE



79-895287A03

Anti-fog lens. 100 deg.-240 deg.F gauge. Black face and Black bezel; White/Blue graduations.

Diesel

Mercury Branded, Box Point of Sale Packaged.

FLAGSHIP WATER PRESSURE GAUGE



79-895288A01

Anti-fog lens. 1 to 15 psi gauge with quick-connect terminals for connection to light. Black face and bezel; blue graduations. Complete kit. Includes 25 ft.(7.6 m) of tubing and hardware.

Replacement hose not sold separate, obtain locally.

Fits Mercury/Mariner 25 E and EL (U.S. S/N 0C192155 and above; Belgium S/N 9548742 and above), 30 to 125 (except four stroke models), 1998 and older V-6 (3.0L), and Force 40/50.

Mercury Branded, Box Point of Sale Packaged.

79-895288A02

Anti-fog lens. 1 to 15 psi gauge with quick-connect terminals for connection to light. Black face and bezel; blue graduations. Replacement gauge only

Fits Mercury/Mariner 25 E and EL (U.S. S/N 0C192155 and above; Belgium S/N 9548742 and above), 30 to 125 (except four stroke models), 1998 and older V-6 (3.0L), and Force 40/50.

Mercury Branded, Box Point of Sale Packaged.

FLAGSHIP WATER PRESSURE GAUGE



79-895288A03

Anti-fog lens. 2 to 30 psi gauge with quick-connect terminals for connection to light. Black face and Black bezel with Blue/White graduations. Complete kit. Includes 25 ft.(7.6 m) of tubing and hardware.

Replacement hose not sold separate, obtain locally.

Fits Mercury/Mariner 25/30/40/45/50/75/90/115/225 (4-stroke), all V-6 (except 3.0L 1998 and older) ; and Force 75, 90 and 120. The 75/90/115/225 FourStroke outboards require a reducer fitting p/n 22-86306.

Mercury Branded, Box Point of Sale Packaged.

ANALOG INSTRUMENTS

79-895288A04

Anti-fog lens. 2 to 30 psi gauge with quick-connect terminals for connection to light. Black face and Black bezel with Blue/White graduations. Replacement Gauge only

Fits Mercury/Mariner 25/30/40/45/50/75/90/115/225 (4-stroke), all V-6 (except 3.0L 1998 and older); and Force 75, 90 and 120. The 75/90/115/225 FourStroke outboards require a reducer fitting p/n 22-86306.

Mercury Branded, Box Point of Sale Packaged.

FLAGSHIP WATER PRESSURE GAUGE



79-895288A05

Anti-fog lens. 2 to 40 psi gauge with quick-connect terminals for connection to light. Black face and bezel; blue graduations. Complete kit. Includes 25 ft.(7.6 m) of tubing and hardware.

Replacement hose not sold separate, obtain locally.

Fits 75-115 hp EFI FourStroke Outboards, serial number 1B366823 & above.

Mercury Branded, Box Point of Sale Packaged.

79-895288A06

Anti-fog lens. 2 to 40 psi gauge with quick-connect terminals for connection to light. Black face and bezel; blue graduations.. Replacement gauge only.

Fits 75-115 hp EFI FourStroke Outboards, serial number 1B366823 & above.

Mercury Branded, Box Point of Sale Packaged.

FLAGSHIP OIL PRESSURE GAUGE



79-895289A01

Anti-fog lens. Black face and Black bezel; Blue/White graduations.

Fits all MCM/MIE gasoline engines and Mercury/Mariner 25/30/40/45/50/225 (4-stroke) outboards. Sender, if not already installed on the outboard, must be purchased separately.

Mercury Branded, Box Point of Sale Packaged.

FLAGSHIP OIL PRESSURE GAUGE



79-895289A02

Anti-fog lens. Black face and Black bezel; Blue / White graduations.

Fits D3.0L, D3.6L, and 4.2L diesels (1994 & newer) and D2.8, D4.2L, and D7.3L ES & EI models (1997 & newer).

Mercury Branded, Box Point of Sale Packaged.

FLAGSHIP OIL LEVEL GAUGE KIT



79-895290A01

Anti-fog lens. Black face and Black bezel; Blue/White graduations.

Fits V-6 outboard 3 US gal.(11.34 L) and 1.8 US gal.(6.8 L) remote oil reservoirs.

Mercury Branded, Box Point of Sale Packaged.

FLAGSHIP FUEL GAUGE



79-895291A01

Anti-fog lens. Black face and bezel; blue graduations. 12 volt system and 240 ohm sender required.

Mercury Branded, Box Point of Sale Packaged.

79-895291B01

Anti-fog lens. Black face and bezel; blue graduations. 12 volt system and 240 ohm sender required. Priced and packaged in quantities of 24 pcs

Mercury Branded, Box Point of Sale Packaged.

FLAGSHIP DUAL ENGINE SYNCHRONIZER



79-895294A01

Anti-fog lens. Black face and Black bezel; Blue/White graduations. Connects to tachometers.

Fits both 2-stroke and 4-stroke gasoline engine applications. Requires a synchronizer driver unless already installed.

Mercury Branded, Box Point of Sale Packaged.

SYNCHRONIZER DRIVER



8M0053532

This product is used with the analog gauge to synchronize dual engines. Any Admiral, Flagship or International II gauges

FLAGSHIP POWER TRIM GAUGE



79-895292A01

Anti-fog lens. Black face and bezel; blue graduations. Designed for models that have a sender already installed or installation of a sender kit purchased separately. Fits Sterndrive and Outboards
Mercury Branded, Box Point of Sale Packaged.

FUEL GAUGE SENDING UNIT



851052Q

Designed for tanks that have a 5 screw flange. Use with 12 volt system. 33-240 ohm. Adjusts from 4 in.(10.2 cm) to 24 in.(60.7 cm)
Quicksilver Branded, Clamshell Package Point of Sale Packaged.

FLAGSHIP POWER TRIM GAUGE



79-895292B01

Anti-fog lens. Black face and bezel; blue graduations. Designed for models that have a sender already installed or installation of a sender kit purchased separately. Priced and packaged in quantities of 24 pcs
Fits Stern drives and Outboards
Mercury Branded, Box Point of Sale Packaged.

FLAGSHIP CRUISELOG GAUGE



79-895295A01

Anti-fog lens. Black face and Black bezel; blue graduations. No illumination. Wiring included with this single pack.
Mercury Branded, Box Point of Sale Packaged.

FLAGSHIP PLUS WHITE FACE FAMILY

Large gauge - fits 3-3/8 in.(86 mm) hole in dash. Small gauge - fits 2-1/8 in.(54 mm) hole in dash. 12 volt system. Tachometer selection and settings charts are located following the color group images.

FLAGSHIP INSTRUMENT SET



79-895283A21

Anti-fog lens. White face and white bezel; black graduations. Set includes 0-6000 RPM tachometer, oil pressure gauge, battery meter and water temperature gauge. All illuminated. Mounting hardware also included.
For various Mercury Outboard and MCM products. Will require an AGI converter for Verado (Digital) engines.
Mercury Branded, Box Point of Sale Packaged.

FLAGSHIP TACHOMETER KIT



79-895283A22

Anti-fog lens. 0-5000 RPM. 270 degree dial sweep. White face and White bezel; Black graduations. Outboards require a tachometer harness or ignition/choke assembly for connection. Fits 3-3/8 in. (85 mm) hole in dash.
Diesel Engines only
Mercury Branded, Box Point of Sale Packaged.

ANALOG INSTRUMENTS

FLAGSHIPTACHOMETER KIT



79-895283A23

Anti-fog lens. 0-6000 RPM. 270 degree dial sweep. White face and White bezel; Black graduations. Outboards require a tachometer harness or ignition/choke assembly for connection. Fits 3-3/8 in. (85 mm) hole in dash.

For various Mercury Outboards and MCM products. Will require the use of AGI converter for Verado (Digital) engines

Mercury Branded, Box Point of Sale Packaged.

FLAGSHIPTACHOMETER KIT



79-895283A25

Anti-fog lens. 0-7000 RPM. 270 degree dial sweep. White face and White bezel; Black graduations. Outboards require a tachometer harness or ignition/choke assembly for connection. Fits 3-3/8 in. (85 mm) hole in dash.

For various Mercury Outboards and MCM product. Will require use of AGI converter for Verado (Digital) engines

Mercury Branded, Box Point of Sale Packaged.

FLAGSHIPTACHOMETER KIT



79-895283A26

Anti-fog lens. 0-8000 RPM. 270 degree dial sweep. White face and White bezel; Black graduations. Outboards require a tachometer harness or ignition/choke assembly for connection. Fits 3-3/8 in. (85 mm) hole in dash.

For various Mercury Outboards and MCM products. Will require the use of an AGI converter with Verado (Digital) engines.

Mercury Branded, Box Point of Sale Packaged.

FLAGSHIP SPEEDOMETER



79-895285A21

Anti-fog lens. 10-45 MPH. 270 degree dial sweep. White face and White bezel; Black graduations. Includes 20 ft.(6.1 m) of tubing. Fits 3-3/8 in. (85 mm) hole in dash.

Mercury Branded, Box Point of Sale Packaged.

FLAGSHIP SPEEDOMETER



79-895285A23

Anti-fog lens. 10-65 MPH. 270 degree dial sweep. White face and White bezel; Black graduations. Includes 20 ft.(6.1 m) of tubing. Fits 3-3/8 in. (85 mm) hole in dash.

Mercury Branded, Box Point of Sale Packaged.

FLAGSHIP SPEEDOMETER



79-895285A24

Anti-fog lens. 0-80 MPH. 270 degree dial sweep. White face and White bezel; Black graduations. Includes 20 ft.(6.1 m) of tubing. Fits 3-3/8 in. (85 mm) hole in dash.

Mercury Branded, Box Point of Sale Packaged.

FLAGSHIP SPEEDOMETER



79-895285A26

Anti-fog lens. 0-100 MPH. 270 degree dial sweep. White face and White bezel; Black graduations. Includes 20 ft.(6.1 m) of tubing. Fits 3-3/8 in. (85 mm) hole in dash.

Mercury Branded, Box Point of Sale Packaged.

FLAGSHIP SPEEDOMETER



79-895285A28

Anti-fog lens. 10-50 Knots. 270 degree dial sweep. White face and White bezel; Black graduations. Includes 20 ft.(6.1 m) of tubing. Fits 3-3/8 in. (85 mm) hole in dash.

Mercury Branded, Box Point of Sale Packaged.

DIGITAL DEPTH GAUGE KIT



79-879292A02

White face and white bezel. Digital depth readout to 199 feet, display is backlit for night operation. Easy addition to any boat. Fits in a cutout for standard 2 in.(51 mm) gauge. Kit includes adjustable alarm, transom-mounted/inside-hull-mounted transducer. Easy to follow instructions. The affordable way to add more fun and safety to boating.

Available in multiple bezel colors

Mercury Branded, Box Point of Sale Packaged.

BEZEL 52 MM



879292001

Bezel-Gold 2 inch (52 MM) Bezel is a twist fit that has a round shape. Used on Depth Sounders only

BEZEL 52 MM



879292002

Bezel-Chrome 2 inch (52 MM) Bezel is a twist fit that has a round shape. Used on Depth Sounders only

FLAGSHIP VOLT METER



79-895286A21

Anti-fog lens. White face and White bezel; black graduations. Outboards require a tachometer harness or ignition/choke assembly for connection.

Mercury Branded, Box Point of Sale Packaged.

FLAGSHIP WATER TEMPERATURE GAUGE



79-895287A21

Anti-fog lens. 100 deg.-240 deg.F gauge. White face and White bezel; Black graduations.

Fits all MCM/MIE gasoline engines and Mercury/Mariner V-6 outboards. Sender, if not already installed on the outboard, must be purchased separately.

Mercury Branded, Box Point of Sale Packaged.

ANALOG INSTRUMENTS

FLAGSHIP WATER TEMPERATURE GAUGE



79-895287A22

Anti-fog lens. 60 deg.-200 deg.F gauge. White face and White bezel; Black graduations.

Fits Mercury/Mariner 25 thru 115 FourStroke, 225 FourStroke, 40 (3 & 4 cyl.), 45, 50/60 (3 cyl.), and 70 to 125 hp ; and 1993 and newer Force outboards (Force models must order sender FA299791) Senders must be ordered separately Mercury Branded, Box Point of Sale Packaged.

FLAGSHIP WATER TEMPERATURE GAUGE



79-895287A23

Anti-fog lens. 100 deg.-240 deg.F gauge. White face and White bezel; Black graduations.

Diesel

Mercury Branded, Box Point of Sale Packaged.

FLAGSHIP WATER PRESSURE GAUGE



79-895288A21

Anti-fog lens. 1 to 15 psi gauge with quick-connect terminals for connection to light. White face and bezel; black graduations. Complete kit. Includes 25 ft.(7.6 m) of tubing and hardware.

Replacement hose not sold separate, obtain locally.

Fits Mercury/Mariner 25 E and EL (U.S. S/N 0C192155 and above; Belgium S/N 9548742 and above), 30 to 125 (except four stroke models), 1998 and older V-6 (3.0L), and Force 40/50.

Mercury Branded, Box Point of Sale Packaged.

79-895288A22

Anti-fog lens. 1 to 15 psi gauge with quick-connect terminals for connection to light. White face and bezel; Black graduations. Replacement gauge only

Fits Mercury/Mariner 25 E and EL (U.S. S/N 0C192155 and above; Belgium S/N 9548742 and above), 30 to 125 (except four stroke models), 1998 and older V-6 (3.0L), and Force 40/50.

Mercury Branded, Box Point of Sale Packaged.

FLAGSHIP WATER PRESSURE GAUGE



79-895288A23

Anti-fog lens. 2 to 30 psi gauge with quick-connect terminals for connection to light. White face and bezel; black graduations. Complete kit. Includes 25 ft.(7.6 m) of tubing and hardware.

Replacement hose not sold separate, obtain locally.

Fits Mercury/Mariner 25/30/40/45/50/75/90/115/225 (4-stroke), all V-6 (except 3.0L 1998 and older) ; and Force 75, 90 and 120. The 75/90/115/225 FourStroke outboards require a reducer fitting p/n 22-86306.

Mercury Branded, Box Point of Sale Packaged.

79-895288A24

Anti-fog lens. 2 to 30 psi gauge with quick-connect terminals for connection to light. White face and White bezel; Black graduations. Replacement gauge only

Fits Mercury/Mariner 25/30/40/45/50/75/90/115/225 (4-stroke), all V-6 (except 3.0L 1998 and older) ; and Force 75, 90 and 120. The 75/90/115/225 FourStroke outboards require a reducer fitting p/n 22-86306.

Mercury Branded, Box Point of Sale Packaged.

FLAGSHIP WATER PRESSURE GAUGE



79-895288A25

Anti-fog lens. 2 to 40 psi gauge with quick-connect terminals for connection to light. White face and bezel; black graduations. Complete kit. Includes 25 ft.(7.6 m) of tubing and hardware.

Replacement hose not sold separate, obtain locally.

Fits 75-115 hp EFI FourStroke Outboards, serial number 1B366823 & above.

Mercury Branded, Box Point of Sale Packaged.

79-895288A26

Anti-fog lens. 2 to 40 psi gauge with quick-connect terminals for connection to light. White face and White bezel; Black graduations. Replacement gauge only

Fits 75-115 hp EFI FourStroke Outboards, serial number 1B366823 & above.

Mercury Branded, Box Point of Sale Packaged.

FLAGSHIP OIL PRESSURE GAUGE



79-895289A21

Anti-fog lens. White face and White bezel; black graduations.
Fits all MCM/MIE gasoline engines and Mercury/Mariner 25/30/40/45/50/225 (4-stroke) outboards. Sender, if not already installed on the outboard, must be purchased separately.
Mercury Branded, Box Point of Sale Packaged.

FLAGSHIP OIL PRESSURE GAUGE



79-895289A22

Anti-fog lens. White face and White bezel; black graduations.
Fits D3.0L, D3.6L, and 4.2L diesels (1994 & newer) and D2.8, D4.2L, and D7.3L ES & EI models (1997 & newer).
Mercury Branded, Box Point of Sale Packaged.

FLAGSHIP OIL LEVEL GAUGE KIT



79-895290A21

Anti-fog lens. White face and White bezel; black graduations.
Fits V-6 outboard 3 US gal. (11.34 L) and 1.8 US gal. (6.8 L) remote oil reservoirs.
Mercury Branded, Box Point of Sale Packaged.

FLAGSHIP FUEL GAUGE



79-895291A21

Anti-fog lens. White face and White bezel; black graduations. 12 volt system and 240 ohm sender required.
Mercury Branded, Box Point of Sale Packaged.

FUEL GAUGE SENDING UNIT



851052Q

Designed for tanks that have a 5 screw flange. Use with 12 volt system. 33-240 ohm. Adjusts from 4 in. (10.2 cm) to 24 in. (60.7 cm)
Quicksilver Branded, Clamshell Package Point of Sale Packaged.

FLAGSHIP POWER TRIM GAUGE



79-895292A21

Anti-fog lens. White face and bezel; black graduations. Designed for models that have a sender already installed or installation of a sender kit purchased separately.
Fits Sterndrives and Outboards
Mercury Branded, Box Point of Sale Packaged.

FLAGSHIP DUAL ENGINE SYNCHRONIZER



79-895294A21

Anti-fog lens. White face and White bezel; black graduations. Connects to tachometers.
Fits both 2-stroke and 4-stroke gasoline engine applications. Requires a synchronizer driver unless already installed.
Mercury Branded, Box Point of Sale Packaged.

SYNCHRONIZER DRIVER



8M0053532

This product is used with the analog gauge to synchronize dual engines.
Any Admiral, Flagship or International II gauges

ANALOG INSTRUMENTS

FLAGSHIP CRUISELOG GAUGE



79-895295A21

Anti-fog lens. White face and White bezel; black graduations. No illumination. Wiring included with this single pack.
Mercury Branded, Box Point of Sale Packaged.

FLAGSHIP PLUS WHITE FACE WITH CHROME BEZELS

Large gauge - fits 3-3/8 in. (86 mm) hole in dash. Small gauge - fits 2-1/8 in. (54 mm) hole in dash. 12 volt system. Tachometer selection and settings charts are located following the color group images.

FLAGSHIP INSTRUMENT SET



79-895283A41

Anti-fog lens. White face and Chrome bezel; black graduations. Set includes 0-6000 RPM tachometer, oil pressure gauge, battery meter and water temperature gauge. All illuminated. Mounting hardware also included.
For various Mercury Outboard and MCM products. Will require an AGI converter for Verado (Digital) engines.
Mercury Branded, Box Point of Sale Packaged.

FLAGSHIP TACHOMETER



79-895283A42

Anti-fog lens. 0-5000 RPM. 270 degree dial sweep. White face and Chrome bezel; black graduations. Fits 3-3/8 in. (85 mm) hole in dash.
Diesel Engines only
Mercury Branded, Box Point of Sale Packaged.

FLAGSHIP TACHOMETER



79-895283A43

Anti-fog lens. 0-6000 RPM. 270 degree dial sweep. White face and Chrome bezel; black graduations. Outboards require a tachometer harness or ignition/choke assembly for connection. Fits 3-3/8 in. (85 mm) hole in dash.
For various Mercury Outboards and MCM products. Will require AGI converter with Verado (Digital) engines..
Mercury Branded, Box Point of Sale Packaged.

FLAGSHIP TACHOMETER



79-895283A45

Anti-fog lens. 0-7000 RPM. 270 degree dial sweep. White face and Chrome bezel; black graduations. Outboards require a tachometer harness or ignition/choke assembly for connection. Fits 3-3/8 in. (85 mm) hole in dash.
For various Mercury Outboards and MCM products. Will require the use of an AGI converter with Verado (Digital) engines.
Mercury Branded, Box Point of Sale Packaged.

79-895283B43

Anti-fog lens. 0-7000 RPM. 270 degree dial sweep. White face and Chrome bezel; black graduations. Outboards require a tachometer harness or ignition/choke assembly for connection. Fits 3-3/8 in. (85 mm) hole in dash. Priced and packaged in quantities of 24 pcs.
Fits all MCM/MIE gasoline engines; also fits various outboard engines 8hp and higher. See application chart for specific engine models.
Mercury Branded, Box Point of Sale Packaged.

FLAGSHIP TACHOMETER



79-895283A46

Anti-fog lens. 0-8000 RPM. 270 degree dial sweep. White face and Chrome bezel; black graduations. Outboards require a tachometer harness or ignition/choke assembly for connection. Fits 3-3/8 in. (85 mm) hole in dash.
for various Mercury Outboards and MCM products. Will require use of an AGI converter with Verado (Digital) engines.
Mercury Branded, Box Point of Sale Packaged.

FLAGSHIP SPEEDOMETER



79-895285A41

Anti-fog lens. 10-45 MPH. 270 degree dial sweep. White face and Chrome bezel; black graduations. Includes 20 ft.(6.1 m) of tubing. Fits 3-3/8 in. (85 mm) hole in dash.

Mercury Branded, Box Point of Sale Packaged.

FLAGSHIP SPEEDOMETER



79-895285A43

Anti-fog lens. 10-65 MPH. 270 degree dial sweep. White face and Chrome bezel; black graduations. Includes 20 ft.(6.1 m) of tubing. Fits 3-3/8 in. (85 mm) hole in dash.

Mercury Branded, Box Point of Sale Packaged.

79-895285B43

Anti-fog lens. 10-65 MPH. 270 degree dial sweep. White face and Chrome bezel; black graduations. Includes 20 ft.(6.1 m) of tubing. Fits 3-3/8 in. (85 mm) hole in dash. Pricing and packaging will be in quantities of 24 pcs. Mercury Branded, Box Point of Sale Packaged.

FLAGSHIP SPEEDOMETER



79-895285A44

Anti-fog lens. 0-80 MPH. 270 degree dial sweep. White facial and Chrome bezel; black graduations. Includes 20 ft.(6.1 m) of tubing. Fits 3-3/8 in. (85 mm) hole in dash.

Mercury Branded, Box Point of Sale Packaged.

FLAGSHIP SPEEDOMETER



79-895285A46

Anti-fog lens. 10-100 MPH. 270 degree dial sweep. White face and Chrome bezel; black graduations. Includes 20 ft.(6.1 m) of tubing. Fits 3-3/8 in. (85 mm) hole in dash.

Mercury Branded, Box Point of Sale Packaged.

FLAGSHIP SPEEDOMETER



79-895285A48

Anti-fog lens. 10-50 Knots. 270 degree dial sweep. White face and Chrome bezel; black graduations. Includes 20 ft.(6.1 m) of tubing. Fits 3-3/8 in. (85 mm) hole in dash.

Mercury Branded, Box Point of Sale Packaged.

FLAGSHIP VOLT METER



79-895286A41

Anti-fog lens. White face and Chrome bezel; black graduations. Outboards require a tachometer harness or ignition/choke assembly for connection.

Mercury Branded, Box Point of Sale Packaged.

79-895286B41

Anti-fog lens. White face and Chrome bezel; black graduations. Outboards require a tachometer harness or ignition/choke assembly for connection. Pricing and packaging will be in quantities of 24 pcs.

Mercury Branded, Box Point of Sale Packaged.

ANALOG INSTRUMENTS

FLAGSHIP WATER TEMPERATURE GAUGE



79-895287A41

Anti-fog lens. 100 deg.-240 deg.F gauge. White face and Chrome bezel; black graduations.

Fits all MCM/MIE gasoline engines and Mercury/Mariner V-6 outboards. Sender, if not already installed on the outboard, must be purchased separately.

Mercury Branded, Box Point of Sale Packaged.

FLAGSHIP WATER TEMPERATURE GAUGE



79-895287A42

Anti-fog lens. 60 deg.-200 deg.F gauge. White face and Chrome bezel; black graduations. Also requires reducer fitting 22-86306 for 75 thru 115 FourStroke and 225 FourStroke applications. Coastal flush units require the 12415A 2 temperature sender kit. Order sender separately

Fits Mercury/Mariner 25 thru 115 FourStroke, 225 FourStroke, 40 (3 & 4 cyl.), 45, 50/60 (3 cyl.), and 70 to 125 hp; and 1993 and newer Force outboards (Force models must order sender FA299791)

Mercury Branded, Box Point of Sale Packaged.

FLAGSHIP WATER PRESSURE GAUGE



79-895288A41

Anti-fog lens. 1 to 15 psi gauge with quick-connect terminals for connection to light. White face and Chrome bezel; black graduations. Complete kit. Includes 25 ft.(7.6 m) of tubing and hardware.

Replacement hose not sold separate, obtain locally.

Fits Mercury/Mariner 25 E and EL (U.S. S/N 0C192155 and above; Belgium S/N 9548742 and above), 30 to 125 (except four stroke models), 1998 and older V-6 (3.0L), and Force 40/50.

Mercury Branded, Box Point of Sale Packaged.

79-895288A42

Anti-fog lens. 1 to 15 psi gauge with quick-connect terminals for connection to light. White face plate with Chrome bezel; black graduations. Replacement gauge only.

Fits Mercury/Mariner 25 E and EL (U.S. S/N 0C192155 and above; Belgium S/N 9548742 and above), 30 to 125 (except four stroke models), 1998 and older V-6 (3.0L), and Force 40/50.

Mercury Branded, Box Point of Sale Packaged.

FLAGSHIP WATER PRESSURE GAUGE



79-895288A43

Anti-fog lens. 2 to 30 psi gauge with quick-connect terminals for connection to light. White face and Chrome bezel; black graduations. Complete kit. Includes 25 ft.(7.6 m) of tubing and hardware.

Replacement hose not sold separate, obtain locally.

Fits Mercury/Mariner 25/30/40/45/50/75/90/115/225 (4-stroke), all V-6 (except 3.0L 1998 and older); and Force 75, 90 and 120. The 75/90/115/225 FourStroke outboards require a reducer fitting p/n 22-86306.

Mercury Branded, Box Point of Sale Packaged.

79-895288A44

Anti-fog lens. 2 to 30 psi gauge with quick-connect terminals for connection to light. White face and Chrome bezel; black graduations. Replacement Gauge

Fits Mercury/Mariner 25/30/40/45/50/75/90/115/225 (4-stroke), all V-6 (except 3.0L 1998 and older); and Force 75, 90 and 120. The 75/90/115/225 FourStroke outboards require a reducer fitting p/n 22-86306.

Mercury Branded, Box Point of Sale Packaged.

FLAGSHIP WATER PRESSURE GAUGE



79-895288A45

Anti-fog lens. 2 to 40 psi gauge with quick-connect terminals for connection to light. White face and Chrome bezel; black graduations. Complete kit. Includes 25 ft.(7.6 m) of tubing and hardware.

Replacement hose not sold separate, obtain locally.

Fits 75-115 hp EFI FourStroke Outboards, serial number 1B366823 & above.

Mercury Branded, Box Point of Sale Packaged.

79-895288A46

Anti-fog lens. 2 to 40 psi gauge with quick-connect terminals for connection to light. White face and Chrome bezel; black graduations.. Replacement gauge only.

Fits 75-115 hp EFI FourStroke Outboards, serial number 1B366823 & above.

Mercury Branded, Box Point of Sale Packaged.

FLAGSHIP OIL PRESSURE GAUGE



79-895289A41

Anti-fog lens. White face and Chrome bezel; black graduations.
Fits all MCM/MIE gasoline engines and Mercury/Mariner 25/30/40/45/50/225 (4-stroke) outboards. Sender, if not already installed on the outboard, must be purchased separately.
Mercury Branded, Box Point of Sale Packaged.

FLAGSHIP OIL PRESSURE GAUGE



79-895289A42

Anti-fog lens. White face and Chrome bezel; black graduations.
Fits D3.0L, D3.6L, and 4.2L diesels (1994 & newer) and D2.8, D4.2L, and D7.3L ES & EI models (1997 & newer).
Mercury Branded, Box Point of Sale Packaged.

FLAGSHIP OIL LEVEL GAUGE KIT



79-895290A41

Anti-fog lens. White face and Chrome bezel; black graduations.
Fits V-6 outboard 3 US gal.(11.34 L) and 1.8 US gal.(6.8 L) remote oil reservoirs.
Mercury Branded, Box Point of Sale Packaged.

FLAGSHIP FUEL GAUGE



79-895291A41

Anti-fog lens. White face and Chrome bezel; black graduations. 12 volt system and 240 ohm sender required.
Mercury Branded, Box Point of Sale Packaged.

79-895291B41

Anti-fog lens. White face and Chrome bezel; black graduations. 12 volt system and 240 ohm sender required. Priced and packaged in quantities of 24 pcs
Mercury Branded, Box Point of Sale Packaged.

FLAGSHIP POWER TRIM GAUGE



79-895292A41

Anti-fog lens. White face and Chrome bezel; black graduations. Designed for models that have a sender already installed or installation of a sender kit purchased separately.
Fits Sterndrives and Outboards
Mercury Branded, Box Point of Sale Packaged.

79-895292B41

Anti-fog lens. White face and Chrome bezel; black graduations. Bulk package of 24 pcs. Designed for models that have a sender already installed or installation of a sender kit purchased separately.
Fits Sterndrives and Outboards
Mercury Branded, Box Point of Sale Packaged.

FLAGSHIP DUAL ENGINE SYNCHRONIZER



79-895294A41

Anti-fog lens. White face and Chrome bezel; black graduations. Connects to tachometers.
Fits both 2-stroke and 4-stroke gasoline engine applications.
Mercury Branded, Box Point of Sale Packaged.

ANALOG INSTRUMENTS

SYNCHRONIZER DRIVER



8M0053532

This product is used with the analog gauge to synchronize dual engines. Any Admiral, Flagship or International II gauges

FLAGSHIP CRUISELOG GAUGE



79-895295A41

Anti-fog lens. White face and Chrome bezel; black graduations. No illumination. Wiring included with this single pack. Mercury Branded, Box Point of Sale Packaged.

ADMIRAL PLUS BLACK FACE FAMILY

Large gauge - fits 3-3/8 in. (86 mm) hole in dash. Small gauge - fits 2-1/8 in. (54 mm) hole in dash. 12 volt system. Tachometer selection and settings charts are located following the color group images.

ADMIRAL INSTRUMENT SET



79-895283Q01

Anti-fog lens. Black face and black bezel; red graduations. Set includes 0-6000 RPM tachometer, oil pressure gauge, battery meter and water temperature gauge. All illuminated. Mounting hardware also included. For various Mercury Outboards and MCM products. Will require use of an AGI converter with Verado (Digital) engines. Quicksilver Branded, Box Point of Sale Packaged.

ADMIRAL TACHOMETER KIT



79-895283Q02

Anti-fog lens. 0-5000 RPM. 270 degree dial sweep. Black face and Black bezel; Red graduations. Outboards require a tachometer harness or ignition/choke assembly for connection. Fits 3-3/8 in. (85 mm) hole in dash.

Diesel Engines only
Mercury Branded, Box Point of Sale Packaged.

ADMIRAL TACHOMETER KIT



79-895283Q03

Anti-fog lens. 0-6000 RPM. 270 degree dial sweep. Black face and Black bezel; Red graduations. Outboards require a tachometer harness or ignition/choke assembly for connection. Fits 3-3/8 in. (85 mm) hole in dash.

For various Mercury Outboards and MCM products. Will require use of an AGI converter with Verado (Digital) engines. Quicksilver Branded, Box Point of Sale Packaged.

ADMIRAL TACHOMETER KIT



79-895283Q05

Anti-fog lens. 0-7000 RPM. 270 degree dial sweep. Black face and Black bezel; Red graduations. Outboards require a tachometer harness or ignition/choke assembly for connection. Fits 3-3/8 in. (85 mm) hole in dash.

For various Mercury Outboards and MCM products. Will require use of an AGI converter with Verado (Digital) engines. Quicksilver Branded, Box Point of Sale Packaged.

ADMIRAL TACHOMETER

79-895283B13

Anti-fog lens. 0-7000 RPM. 270 degree dial sweep. Black face and Black bezel; Red graduations. Outboards require a tachometer harness or ignition/choke assembly for connection. Fits 3-3/8 in. (85 mm) hole in dash. Priced and packaged in quantities of 24 pcs.

For various Mercury Outboards and MCM products. Will require use of an AGI converter with Verado (Digital) engines. Mercury Branded, Box Point of Sale Packaged.

ADMIRAL TACHOMETER KIT



79-895283Q06

Anti-fog lens. 0-8000 RPM. 270 degree dial sweep. Black face and Black bezel; Red graduations. Outboards require a tachometer harness or ignition/choke assembly for connection. Fits 3-3/8 in. (85 mm) hole in dash.

For various Mercury Outboards and MCM products. Will require an AGI converter with Veradp (Digital) engines.

Quicksilver Branded, Box Point of Sale Packaged.

ADMIRAL SPEEDOMETER



79-895285Q01

Anti-fog lens. 10-45 MPH. 270 degree dial sweep. Black face and Black bezel; White/Red graduations. Includes 20 ft.(6.1 m) of tubing. Fits 3-3/8 in. (85 mm) hole in dash.

Quicksilver Branded, Box Point of Sale Packaged.

ADMIRAL SPEEDOMETER



79-895285Q03

Anti-fog lens. 10-65 MPH. 270 degree dial sweep. Black face and Black bezel; White/Red graduations. Includes 20 ft.(6.1 m) of tubing. Fits 3-3/8 in. (85 mm) hole in dash.

Quicksilver Branded, Box Point of Sale Packaged.

ADMIRAL SPEEDOMETER



79-895285Q04

Anti-fog lens. 0-80 MPH. 270 degree dial sweep. Black face and Black bezel; White/Red graduations. Includes 20 ft.(6.1 m) of tubing. Fits 3-3/8 in. (85 mm) hole in dash.

Quicksilver Branded, Box Point of Sale Packaged.

ADMIRAL SPEEDOMETER



79-895285Q08

Anti-fog lens. 10-40 Knots. 270 degree dial sweep. Black face and Black bezel; White/Red graduations. Includes 20 ft.(6.1 m) of tubing. Fits 3-3/8 in. (85 mm) hole in dash.

Quicksilver Branded, Box Point of Sale Packaged.

DIGITAL DEPTH GAUGE KIT



79-879292A01

Black face and black bezel. Digital depth readout to 199 feet, display is backlit for night operation. Easy addition to any boat. Fits in a cutout for standard 2 in.(51 mm) gauge. Kit includes adjustable alarm, transom-mounted/inside-hull-mounted transducer. Easy to follow instructions. The affordable way to add more fun and safety to boating.

Available in Multiple bezel colors

Mercury Branded, Box Point of Sale Packaged.

ANALOG INSTRUMENTS

BEZEL 52 MM



879292001

Bezel-Gold 2 inch (52 MM) Bezel is a twist fit that has a round shape. Used on Depth Sounders only

BEZEL 52 MM



879292002

Bezel-Chrome 2 inch (52 MM) Bezel is a twist fit that has a round shape. Used on Depth Sounders only

ADMIRAL VOLT METER



79-895286Q01

Anti-fog lens. Black face and Black bezel; Red/White graduations. Outboards require a tachometer harness or ignition/choke assembly for connection.

Quicksilver Branded, Box Point of Sale Packaged.

WATER TEMPERATURE GAUGE



79-895287Q01

Anti-fog lens. 100 deg.-240 deg.F gauge. Black face and Black bezel; white/red graduations. Order sender separately. Also requires reducer fitting 22-86306 for 75 thru 115 FourStroke and 225 FourStroke applications. Coastal flush units require the 12415A 2 temperature sender kit.

Fits Mercury/Mariner 25 thru 115 FourStroke, 225 FourStroke, 40 (3 & 4 cyl.), 45, 50/60 (3 cyl.), and 70 to 125 hp ; and 1993 and newer Force outboards (Force models must order sender FA299791)

Quicksilver Branded, Box Point of Sale Packaged.

WATER TEMPERATURE GAUGE



79-895287Q02

Anti-fog lens. 100 deg.-220 deg.F gauge. Black face and Black bezel; white/red graduations. Sender must be ordered separately. Also requires reducer fitting 22-86306 for 75 thru 115 FourStroke and 225 FourStroke applications. Coastal flush units require the 12415A 2 temperature sender kit.

Fits Mercury/Mariner 25 thru 115 FourStroke, 225 FourStroke, 40 (3 & 4 cyl.), 45, 50/60 (3 cyl.), and 70 to 125 hp ; and 1993 and newer Force outboards (Force models must order sender FA299791 and discard sender included with gauge.

Quicksilver Branded, Box Point of Sale Packaged.

ADMIRAL WATER PRESSURE GAUGE



79-895288Q01

Anti-fog lens. 1 to 15 psi gauge with quick-connect terminals for connection to light. Black face and Black bezel; red graduations. Complete kit. Includes 25 ft.(7.6 m) of tubing and hardware.

Replacement hose not sold separate, obtain locally.

Fits Mercury/Mariner 25/30/40/45/50/75/90/115/225 (4-stroke), all V-6 (except 3.0L 1998 and older) ; and Force 75, 90 and 120. The 75/90/115/225 FourStroke outboards require a reducer fitting p/n 22-86306.

Quicksilver Branded, Box Point of Sale Packaged.

79-895288Q02

Anti-fog lens. 1 to 15 psi gauge with quick-connect terminals for connection to light. Black face and Black bezel; red graduations. Replacement gauge only.

Fits Mercury/Mariner 25 E and EL (U.S. S/N 0C192155 and above; Belgium S/N 9548742 and above), 30 to 125 (except four stroke models), 1998 and older V-6 (3.0L), and Force 40/50.

Quicksilver Branded, Box Point of Sale Packaged.

ADMIRAL WATER PRESSURE GAUGE



79-895288Q03

Anti-fog lens. 2 to 30 psi gauge with quick-connect terminals for connection to light. Black face and Black bezel; red graduations. Complete kit. Includes 25 ft.(7.6 m) of tubing and hardware.

Replacement hose not sold separate, obtain locally.

Fits Mercury/Mariner 25/30/40/45/50/75/90/115/225 (4-stroke), all V-6 (except 3.0L 1998 and older) ; and Force 75, 90 and 120. The 75/90/115/225 FourStroke outboards require a reducer fitting p/n 22-86306.

Quicksilver Branded, Box Point of Sale Packaged.

79-895288Q04

Anti-fog lens. 2 to 30 psi gauge with quick-connect terminals for connection to light. Black face and Black bezel; red graduations. Replacement gauge only.

Fits Mercury/Mariner 25/30/40/45/50/75/90/115/225 (4-stroke), all V-6 (except 3.0L 1998 and older) ; and Force 75, 90 and 120. The 75/90/115/225 FourStroke outboards require a reducer fitting p/n 22-86306.

Quicksilver Branded, Box Point of Sale Packaged.

ADMIRAL WATER PRESSURE GAUGE



79-895288Q05

Anti-fog lens. 2 to 40 psi gauge with quick-connect terminals for connection to light. Black face and Black bezel; red graduations. Complete kit. Includes 25 ft.(7.6 m) of tubing and hardware.

Replacement hose not sold separate, obtain locally.

Fits 75-115 hp EFI FourStroke Outboards, serial number 1B366823 & above.

Quicksilver Branded, Box Point of Sale Packaged.

79-895288Q06

Anti-fog lens. 2 to 40 psi gauge with quick-connect terminals for connection to light. Black face and Black bezel; red graduations. Replacement gauge only.

Fits 75-115 hp EFI FourStroke Outboards, serial number 1B366823 & above.

Quicksilver Branded, Box Point of Sale Packaged.

ADMIRAL OIL PRESSURE GAUGE



79-895289Q01

Anti-fog lens. Black face and Black bezel; Red/white graduations.

Fits all MCM/MIE gasoline engines and Mercury/Mariner 25/30/40/45/50/225 (4-stroke) outboards. Sender, if not already installed on the outboard, must be purchased separately.

Quicksilver Branded, Box Point of Sale Packaged.

OIL PRESSURE SENDER KIT



8M0068785

Includes sender and harness used with oil pressure gauges and 21 ft.(6.4 m) of wire.

Fits Mercury/Mariner 25/30/40/45/50/60 (4-stroke).

ADMIRAL OIL LEVEL GAUGE KIT



79-895290Q01

Anti-fog lens. Black face and Black bezel; Red/White graduations.

Fits V-6 outboard 3 US gal.(11.34 L) and 1.8 US gal.(6.8 L) remote oil reservoirs.

Quicksilver Branded, Box Point of Sale Packaged.

ADMIRAL FUEL GAUGE



79-895291Q01

Anti-fog lens. Black face and Black bezel; Red/White graduations. 12 volt system and 240 ohm sender required.

Quicksilver Branded, Box Point of Sale Packaged.

ANALOG INSTRUMENTS

79-895291B11

Anti-fog lens. Black face and Black bezel; red graduations. 12 volt system and 240 ohm sender required.
Priced and packaged in quantities of 24 pcs
Quicksilver Branded, Box Point of Sale Packaged.

ADMIRAL POWER TRIM GAUGE



79-895292Q01

Admiral Plus series gauge. Anti-fog lens. Black face and bezel; red graduations. Designed for models that have a sender already installed or installation of a sender kit purchased separately.
Fits MCM and Outboards
Quicksilver Branded, Box Point of Sale Packaged.

ADMIRAL TRIM GAUGE

79-895292B11

Anti-fog lens. Black face and Black bezel; red graduations. 12 volt system. Priced and packaged in quantities of 24 pcs
Quicksilver Branded, Box Point of Sale Packaged.

ADMIRAL DUAL ENGINE SYNCHRONIZER



79-895294Q01

Anti-fog lens. Black face and Black bezel; red graduations. Connects to tachometers.
Fits both 2-stroke and 4-stroke gasoline engine applications. Requires a synchronizer driver unless already installed.
Quicksilver Branded, Box Point of Sale Packaged.

SYNCHRONIZER DRIVER



8M0053532

This product is used with the analog gauge to synchronize dual engines.
Any Admiral, Flagship or International II gauges

ADMIRAL CRUISELOG GAUGE



79-895295Q01

Anti-fog lens. Black face and Black bezel; Red/White graduations. No illumination. Wiring included with this single pack.
Quicksilver Branded, Box Point of Sale Packaged.

ADMIRAL PLUS BLACK WITH CHROME BEZEL

Large gauge - fits 3-3/8 in.(86 mm) hole in dash. Small gauge - fits 2-1/8 in.(54 mm) hole in dash. 12 volt system. Tachometer selection and setting charts are located following the color group images.

ADMIRAL INSTRUMENT SET



79-895283Q61

Anti-fog lens. Black face and Chrome bezel; red graduations. Set includes 0-6000 RPM tachometer, oil pressure gauge, battery meter and water temperature gauge. All illuminated. Mounting hardware also included.
For various Mercury Outboards and MCM products. Will require an AGI converter with Verado (Digital) engines.
Quicksilver Branded, Box Point of Sale Packaged.

ADMIRAL TACHOMETER



79-895283Q62

Anti-fog lens. 0-5000 RPM. 270 degree dial sweep. Black face and Chrome bezel; red graduations. Fits 3-3/8 in. (85 mm) hole in dash.
Diesel Engines only
Quicksilver Branded, Box Point of Sale Packaged.

ADMIRAL TACHOMETER



79-895283Q63

Anti-fog lens. 0-6000 RPM. 270 degree dial sweep. Black face and Chrome bezel; red graduations. Outboards require a tachometer harness or ignition/choke assembly for connection. Fits 3-3/8 in. (85 mm) hole in dash.

For various Mercury Outboards and MCM products. Will require an AGI converter for Verado (Digital) engines.L

Quicksilver Branded, Box Point of Sale Packaged.

79-895283B63

Anti-fog lens. 0-6000 RPM. 270 degree dial sweep. Black face and Chrome bezel; red graduations. Outboards require a tachometer harness or ignition/choke assembly for connection. Fits 3-3/8 in. (85 mm) hole in dash. Priced and packaged in quantities of 24 pcs.

Fits all MCM/MIE gasoline engines and D1.7L DTI & D2.8L/D4.2L D-Tronic diesel engines; also fits various outboard engines 8hp and higher. See application chart for specific engine models.

Quicksilver Branded, Box Point of Sale Packaged.

ADMIRAL TACHOMETER



79-895283Q65

Anti-fog lens. 0-7000 RPM. 270 degree dial sweep. Black face and Chrome bezel; red graduations. Outboards require a tachometer harness or ignition/choke assembly for connection. Fits 3-3/8 in. (85 mm) hole in dash.

For various Mercury Outboards and MCM products. Will require an AGI converter for Verado (Digital) engines.L

Quicksilver Branded, Box Point of Sale Packaged.

ADMIRAL TACHOMETER



79-895283Q66

Anti-fog lens. 0-8000 RPM. 270 degree dial sweep. Black face and Chrome bezel; red graduations. Outboards require a tachometer harness or ignition/choke assembly for connection. Fits 3-3/8 in. (85 mm) hole in dash.

For various Mercury Outboards and MCM products. Will require an AGI converter for Verado (Digital) engines.L

Quicksilver Branded, Box Point of Sale Packaged.

79-895283B66

Anti-fog lens. 0-8000 RPM. 270 degree dial sweep. Black face and Chrome bezel; red graduations. Outboards require a tachometer harness or ignition/choke assembly for connection. Fits 3-3/8 in. (85 mm) hole in dash. Priced and packaged in quantities of 24 pcs.

Fits all MCM/MIE gasoline engines; also fits various outboard engines 8hp and higher. See application chart for specific engine models.

Quicksilver Branded, Box Point of Sale Packaged.

ADMIRAL SPEEDOMETER



79-895285Q61

Anti-fog lens. 10-45 MPH. 270 degree dial sweep. Black face and Chrome bezel; red graduations. Includes 20 ft.(6.1 m) of tubing. Fits 3-3/8 in. (85 mm) hole in dash.

Quicksilver Branded, Box Point of Sale Packaged.

ADMIRAL SPEEDOMETER



79-895285Q63

Anti-fog lens. 10-65 MPH. 270 degree dial sweep. Black face and Chrome bezel; red graduations. Includes 20 ft.(6.1 m) of tubing. Fits 3-3/8 in. (85 mm) hole in dash.

Quicksilver Branded, Box Point of Sale Packaged.

ADMIRAL SPEEDOMETER



79-895285Q64

Anti-fog lens. 10-80 MPH. 270 degree dial sweep. Black face and Chrome bezel; red graduations. Includes 20 ft.(6.1 m) of tubing. Fits 3-3/8 in. (85 mm) hole in dash.

Quicksilver Branded, Box Point of Sale Packaged.

ANALOG INSTRUMENTS

ADMIRAL SPEEDOMETER



79-895285Q68

Anti-fog lens. 10-40 Knots. 270 degree dial sweep. Black face and Chrome bezel; red graduations. Includes 20 ft.(6.1 m) of tubing. Fits 3-3/8 in. (85 mm) hole in dash.

Quicksilver Branded, Box Point of Sale Packaged.

ADMIRAL VOLT METER



79-895286Q61

Anti-fog lens. Black face and Chrome bezel; red/white graduations. Outboards require a tachometer harness or ignition/choke assembly for connection.

Quicksilver Branded, Box Point of Sale Packaged.

ADMIRAL WATER TEMPERATURE GAUGE



79-895287Q61

Anti-fog lens. 100 deg.-240 deg.F gauge. Black face and Chrome bezel; red graduations.

Fits all MCM/MIE gasoline engines and Mercury/Mariner V-6 outboards. Sender, if not already installed on the outboard, must be purchased separately.

Quicksilver Branded, Box Point of Sale Packaged.

ADMIRAL WATER TEMPERATURE GAUGE



79-895287Q62

Anti-fog lens. 60 deg.-220 deg.F gauge. Black face and Chrome bezel; red/white graduations.

Fits Mercury/Mariner 25 thru 115 FourStroke, 225 FourStroke, 40 (3 & 4 cyl.), 45, 50/60 (3 cyl.), and 70 to 125 hp ; and 1993 and newer Force outboards (Force models must order sender FA299791) Senders must be ordered seperately Quicksilver Branded, Box Point of Sale Packaged.

ADMIRAL WATER PRESSURE GAUGE



79-895288Q61

Anti-fog lens. 1 to 15 psi gauge with quick-connect terminals for connection to light. Black face and Chrome bezel; red graduations. Complete kit. Includes 25 ft.(7.6 m) of tubing and hardware.

Replacement hose not sold separate, obtain locally.

Fits Mercury/Mariner 25/30/40/45/50/75/90/115/225 (4-stroke), all V-6 (except 3.0L 1998 and older) ; and Force 75, 90 and 120. The 75/90/115/225 FourStroke outboards require a reducer fitting p/n 22-86306.

Quicksilver Branded, Box Point of Sale Packaged.

ADMIRAL WATER PRESSURE GAUGE



79-895288Q63

Anti-fog lens. 2 to 30 psi gauge with quick-connect terminals for connection to light. Black face and Chrome bezel; red graduations. Complete kit. Includes 25 ft.(7.6 m) of tubing and hardware.

Replacement hose not sold separate, obtain locally.

Fits Mercury/Mariner 25/30/40/45/50/75/90/115/225 (4-stroke), all V-6 (except 3.0L 1998 and older) ; and Force 75, 90 and 120. The 75/90/115/225 FourStroke outboards require a reducer fitting p/n 22-86306.

Quicksilver Branded, Box Point of Sale Packaged.

79-895288Q64

Anti-fog lens. 2 to 30 psi gauge with quick-connect terminals for connection to light. Black face and Chrome bezel; red graduations. Replacement gauge only.

Fits Mercury/Mariner 25/30/40/45/50/75/90/115/225 (4-stroke), all V-6 (except 3.0L 1998 and older) ; and Force 75, 90 and 120. The 75/90/115/225 FourStroke outboards require a reducer fitting p/n 22-86306.

Quicksilver Branded, Box Point of Sale Packaged.

ADMIRAL WATER PRESSURE GAUGE



79-895288Q65

Anti-fog lens. 2 to 40 psi gauge with quick-connect terminals for connection to light. Black face and Chrome bezel; red graduations. Complete kit. Includes 25 ft.(7.6 m) of tubing and hardware.

Replacement hose not sold separate, obtain locally.

Fits 75-115 hp EFI FourStroke Outboards, serial number 1B366823 & above.

Quicksilver Branded, Box Point of Sale Packaged.

79-895288Q66

Anti-fog lens. 2 to 40 psi gauge with quick-connect terminals for connection to light. Black face and Chrome bezel; red graduations. Replacement gauge only.

Fits 75-115 hp EFI FourStroke Outboards, serial number 1B366823 & above.

Quicksilver Branded, Box Point of Sale Packaged.

ADMIRAL OIL PRESSURE GAUGE



79-895289Q61

Anti-fog lens. Black face and Chrome bezel; red graduations.

Fits all MCM/MIE gasoline engines and Mercury/Mariner 25/30/40/45/50/225 (4-stroke) outboards. Sender, if not already installed on the outboard, must be purchased separately.

Quicksilver Branded, Box Point of Sale Packaged.

OIL PRESSURE SENDER KIT



8M0068785

Includes sender and harness used with oil pressure gauges and 21 ft.(6.4 m) of wire.

Fits Mercury/Mariner 25/30/40/45/50/60 (4-stroke).

ADMIRAL OIL LEVEL GAUGE KIT



79-895290Q61

Anti-fog lens. Black face and Chrome bezel; Red/White graduations.

Fits V-6 outboard 3 US gal.(11.34 L) and 1.8 US gal.(6.8 L) remote oil reservoirs.

Quicksilver Branded, Box Point of Sale Packaged.

ADMIRAL FUEL GAUGE



79-895291Q61

Anti-fog lens. Black face and Chrome bezel; red graduations. 12 volt system and 240 ohm sender required.

Quicksilver Branded, Box Point of Sale Packaged.

ADMIRAL TRIM GAUGE



79-895292Q61

Anti-fog lens. Black face and Chrome bezel; red graduations. 12 volt system

Quicksilver Branded, Box Point of Sale Packaged.

ADMIRAL DUAL ENGINE SYNCHRONIZER



79-895294Q61

Anti-fog lens. Black face and Chrome bezel; red graduations. Connects to tachometers.

Fits both 2-stroke and 4-stroke gasoline engine applications.

Quicksilver Branded, Box Point of Sale Packaged.

ANALOG INSTRUMENTS

SYNCHRONIZER DRIVER



8M0053532

This product is used with the analog gauge to synchronize dual engines. Any Admiral, Flagship or International II gauges

ADMIRAL CRUISELOG GAUGE



79-895295Q61

Anti-fog lens. Black face and Chrome bezel; red graduations. No illumination. Wiring included with this single pack. Quicksilver Branded, Box Point of Sale Packaged.

ADMIRAL PLUS WHITE FACE FAMILY

Large gauge - fits 3-3/8 in. (86 mm) hole in dash. Small gauge - fits 2-1/8 in. (54 mm) hole in dash. 12 volt system. Tachometer selection and settings charts are located following the color group images.

ADMIRAL INSTRUMENT SET



79-895283Q21

Anti-fog lens. White face and black bezel; black graduations. Set includes 0-6000 RPM tachometer, oil pressure gauge, battery meter and water temperature gauge. All illuminated. Mounting hardware also included. For various Mercury Outboards and MCM engines. Will require an AGI converter with Verado (Digital) engines. Quicksilver Branded, Box Point of Sale Packaged.

ADMIRAL TACHOMETER



79-895283Q22

Anti-fog lens. 0-5000 RPM. 270 degree dial sweep. White face and Black bezel; Black graduations. Outboards require a tachometer harness or ignition/choke assembly for connection. Fits 3-3/8 in. (85 mm) hole in dash.

Diesel Engines only

Quicksilver Branded, Box Point of Sale Packaged.

ADMIRAL TACHOMETER



79-895283Q23

Anti-fog lens. 0-6000 RPM. 270 degree dial sweep. White face and Black bezel; Black graduations. Outboards require a tachometer harness or ignition/choke assembly for connection. Fits 3-3/8 in. (85 mm) hole in dash.

For various Mercury Outboards and MCM engines. Will require an AGI converter with Verado (Digital) engines.

Quicksilver Branded, Box Point of Sale Packaged.

ADMIRAL TACHOMETER



79-895283Q25

Anti-fog lens. White face and black bezel; black graduations. Set includes 0-7000 RPM tachometer, oil pressure gauge, battery meter and water temperature gauge. All illuminated. Mounting hardware also included.

For various Mercury Outboards and MCM engines. Will require an AGI converter with Verado (Digital) engines.

Quicksilver Branded, Box Point of Sale Packaged.

ADMIRAL TACHOMETER



79-895283Q26

Anti-fog lens. 0-8000 RPM. 270 degree dial sweep. White face and Black bezel; Black graduations. Outboards require a tachometer harness or ignition/choke assembly for connection. Fits 3-3/8 in. (85 mm) hole in dash.

For various Mercury Outboards and MCM engines. Will require an AGI converter with Verado (Digital) engines.

Quicksilver Branded, Box Point of Sale Packaged.

ADMIRAL SPEEDOMETER



79-895285Q21

Anti-fog lens. 10-45 MPH. 270 degree dial sweep. White face and Black bezel; Black graduations. Includes 20 ft.(6.1 m) of tubing. Fits 3-3/8 in. (85 mm) hole in dash.

Quicksilver Branded, Box Point of Sale Packaged.

ADMIRAL SPEEDOMETER



79-895285Q23

Anti-fog lens. 10-65 MPH. 270 degree dial sweep. White face and Black bezel; Black graduations. Includes 20 ft.(6.1 m) of tubing. Fits 3-3/8 in. (85 mm) hole in dash.

Quicksilver Branded, Box Point of Sale Packaged.

ADMIRAL SPEEDOMETER



79-895285Q24

Anti-fog lens. 0-80 MPH. 270 degree dial sweep. White face and Black bezel; Black graduations. Includes 20 ft.(6.1 m) of tubing. Fits 3-3/8 in. (85 mm) hole in dash.

Quicksilver Branded, Box Point of Sale Packaged.

ADMIRAL SPEEDOMETER



79-895285Q28

Anti-fog lens. 10-40 Knots. 270 degree dial sweep. White face and Black bezel; Black graduations. Includes 20 ft.(6.1 m) of tubing. Fits 3-3/8 in. (85 mm) hole in dash.

Quicksilver Branded, Box Point of Sale Packaged.

DIGITAL DEPTH GAUGE KIT



79-879292A02

White face and white bezel. Digital depth readout to 199 feet, display is backlit for night operation. Easy addition to any boat. Fits in a cutout for standard 2 in.(51 mm) gauge. Kit includes adjustable alarm, transom-mounted/inside-hull-mounted transducer. Easy to follow instructions. The affordable way to add more fun and safety to boating.

Available in multiple bezel colors

Mercury Branded, Box Point of Sale Packaged.

ANALOG INSTRUMENTS

BEZEL 52 MM



879292001

Bezel-Gold 2 inch (52 MM) Bezel is a twist fit that has a round shape. Used on Depth Sounders only

BEZEL 52 MM



879292002

Bezel-Chrome 2 inch (52 MM) Bezel is a twist fit that has a round shape. Used on Depth Sounders only

ADMIRAL VOLT METER



79-895286Q21

Anti-fog lens. White face and Black bezel; black graduations. Outboards require a tachometer harness or ignition/choke assembly for connection.

Quicksilver Branded, Box Point of Sale Packaged.

WATER TEMPERATURE GAUGE




79-895287Q21

Anti-fog lens. 100 deg.-240 deg.F gauge. White face and Black bezel; Black graduations. Includes sender. Also requires reducer fitting 22-86306 for 75 thru 115 FourStroke and 225 FourStroke applications. Coastal flush units require the 12415A 2 temperature sender kit.

Fits Mercury/Mariner 25 thru 115 FourStroke, 225 FourStroke, 40 (3 & 4 cyl.), 45, 50/60 (3 cyl.), and 70 to 125 hp ; and 1993 and newer Force outboards (Force models must order sender FA299791 and discard sender included with gauge.

Quicksilver Branded, Box Point of Sale Packaged.

ADMIRAL WATER TEMPERATURE GAUGE



79-895287Q22

Anti-fog lens. 100 deg.-220 deg.F gauge. White face and Black bezel; Black graduations. Sender must be ordered separately. Also requires reducer fitting 22-86306 for 75 thru 115 FourStroke and 225 FourStroke applications. Coastal flush units require the 12415A 2 temperature sender kit.

Fits Mercury/Mariner 25 thru 115 FourStroke, 225 FourStroke, 40 (3 & 4 cyl.), 45, 50/60 (3 cyl.), and 70 to 125 hp ; and 1993 and newer Force outboards (Force models must order sender FA299791)

Quicksilver Branded, Box Point of Sale Packaged.

ADMIRAL WATER PRESSURE GAUGE



79-895288Q21

Anti-fog lens. 1 to 15 psi gauge with quick-connect terminals for connection to light. White face and Black bezel; Black graduations. Complete kit. Includes 25 ft.(7.6 m) of tubing and hardware.

Replacement hose not sold separate, obtain locally.

Fits Mercury/Mariner 25 E and EL (U.S. S/N 0C192155 and above; Belgium S/N 9548742 and above), 30 to 125 (except four stroke models), 1998 and older V-6 (3.0L), and Force 40/50.

Quicksilver Branded, Box Point of Sale Packaged.

79-895288Q22

Anti-fog lens. 1 to 15 psi gauge with quick-connect terminals for connection to light. White face and Black bezel; Black graduations. Replacement gauge only.

Fits Mercury/Mariner 25 E and EL (U.S. S/N 0C192155 and above; Belgium S/N 9548742 and above), 30 to 125 (except four stroke models), 1998 and older V-6 (3.0L), and Force 40/50.

Quicksilver Branded, Box Point of Sale Packaged.

ADMIRAL WATER PRESSURE GAUGE



79-895288Q23

Anti-fog lens. 2 to 30 psi gauge with quick-connect terminals for connection to light. White face and Black bezel; Black graduations. Complete kit. Includes 25 ft.(7.6 m) of tubing and hardware.

Replacement hose not sold separate, obtain locally.

Fits Mercury/Mariner 25/30/40/45/50/75/90/115/225 (4-stroke), all V-6 (except 3.0L 1998 and older) ; and Force 75, 90 and 120. The 75/90/115/225 FourStroke outboards require a reducer fitting p/n 22-86306.

Quicksilver Branded, Box Point of Sale Packaged.

79-895288Q24

Anti-fog lens. 2 to 30 psi gauge with quick-connect terminals for connection to light. White face and Black bezel; Black graduations. Replacement gauge only.

Fits Mercury/Mariner 25/30/40/45/50/75/90/115/225 (4-stroke), all V-6 (except 3.0L 1998 and older) ; and Force 75, 90 and 120. The 75/90/115/225 FourStroke outboards require a reducer fitting p/n 22-86306.

Quicksilver Branded, Box Point of Sale Packaged.

ADMIRAL WATER PRESSURE GAUGE



79-895288Q25

Anti-fog lens. 2 to 40 psi gauge with quick-connect terminals for connection to light. White face and Black bezel; Black graduations. Complete kit. Includes 25 ft.(7.6 m) of tubing and hardware.

Replacement hose not sold separate, obtain locally.

Fits 75-115 hp EFI FourStroke Outboards, serial number 1B366823 & above.

Quicksilver Branded, Box Point of Sale Packaged.

79-895288Q26

Anti-fog lens. 2 to 40 psi gauge with quick-connect terminals for connection to light. White face and Black bezel; Black graduations. Replacement gauge only.

Fits 75-115 hp EFI FourStroke Outboards, serial number 1B366823 & above.

Quicksilver Branded, Box Point of Sale Packaged.

ADMIRAL OIL PRESSURE GAUGE



79-895289Q21

Anti-fog lens. White face and Black bezel; black graduations.

Fits all MCM/MIE gasoline engines and Mercury/Mariner 25/30/40/45/50/225 (4-stroke) outboards. Sender, if not already installed on the outboard, must be purchased separately.

Quicksilver Branded, Box Point of Sale Packaged.

OIL PRESSURE SENDER KIT



8M0068785

Includes sender and harness used with oil pressure gauges and 21 ft.(6.4 m) of wire.

Fits Mercury/Mariner 25/30/40/45/50/60 (4-stroke).

ADMIRAL FUEL GAUGE



79-895291Q21

Anti-fog lens. White face and Black bezel; black graduations. 12 volt system and 240 ohm sender required.

Quicksilver Branded, Box Point of Sale Packaged.

79-895291B31

Anti-fog lens. White face and Black bezel; black graduations. 12 volt system and 240 ohm sender required. Bulk package of 24 pcs.

Quicksilver Branded, Box Point of Sale Packaged.

ANALOG INSTRUMENTS

ADMIRAL POWER TRIM GAUGE



79-895292Q21

Anti-fog lens. White face and black bezel; black graduations. Designed for models that have a sender already installed or installation of a sender kit purchased separately.

Fits MCM and Outboards

Quicksilver Branded, Box Point of Sale Packaged.

79-895292B31

Anti-fog lens. White face and black bezel; black graduations. Designed for models that have a sender already installed or installation of a sender kit purchased separately. Bulk package of 24 pcs.

Fits MCM and Outboards

Quicksilver Branded, Box Point of Sale Packaged.

ADMIRAL DUAL ENGINE SYNCHRONIZER



79-895294Q21

Anti-fog lens. White face and Black bezel; black graduations. Connects to tachometers.

Fits both 2-stroke and 4-stroke gasoline engine applications. Requires a synchronizer driver unless already installed.

Quicksilver Branded, Box Point of Sale Packaged.

SYNCHRONIZER DRIVER



8M0053532

This product is used with the analog gauge to synchronize dual engines. Any Admiral, Flagship or International II gauges

ADMIRAL CRUISELOG GAUGE



79-895295Q21

Anti-fog lens. White face and Black bezel; black graduations. No illumination. Wiring included with this single pack.

Quicksilver Branded, Box Point of Sale Packaged.

INTERNATIONAL II FAMILY GAUGES

Large gauge - fits 3-3/8 in. (86 mm) hole in dash. Small gauge - fits 2-1/8 in. (54 mm) hole in dash. 12 volt system. Tachometer selection and settings charts are located following the color group images.

INTERNATIONAL II INSTRUMENT SET



79-895283Q41

Anti-fog lens. Black face and black bezel; orange/white graduations. Set includes 0-6000 RPM tachometer, oil pressure gauge, battery meter and water temperature gauge. All illuminated. Mounting hardware also included.

Fits MCM/MIE D3.0L, D3.6L, and 4.2L diesels (1994 & newer.)

Quicksilver Branded, Box Point of Sale Packaged.

INTERNATIONAL II TACH



79-895283Q43

Anti-fog lens. 0-6000 RPM. 270 degree dial sweep. Black face and Black bezel; Orange/White graduations. Outboards require a tachometer harness or ignition/choke assembly for connection. Fits 3-3/8 in. (85 mm) hole in dash.

For various Mercury Outboards and MCM products. Will require an AGI converter with Verado (Digital) engines.

Quicksilver Branded, Box Point of Sale Packaged.

INTERNATIONAL II TACH



79-895283Q45

Anti-fog lens. 0-7000 RPM. 270 degree dial sweep. Black face and Black bezel; Orange/White graduations. Outboards require a tachometer harness or ignition/choke assembly for connection. Fits 3-3/8 in. (85 mm) hole in dash.
For various Mercury Outboards and MCM products. Will require an AGI converter with Verado (Digital) engines.
Quicksilver Branded, Box Point of Sale Packaged.

INTERNATIONAL II TACH



79-895283Q46

Anti-fog lens. 0-8000 RPM. 270 degree dial sweep. Black face and Black bezel; Orange/White graduations. Outboards require a tachometer harness or ignition/choke assembly for connection. Fits 3-3/8 in. (85 mm) hole in dash.
For various Mercury Outboards and MCM products. Will require an AGI converter with Verado (Digital) engines.
Quicksilver Branded, Box Point of Sale Packaged.

INTERNATIONAL II SPEEDOMETER



79-895285Q41

Anti-fog lens. 10-45 MPH . 270 degree dial sweep. Black face and black bezel; orange/white graduations. Includes 20 ft.(6.1 m) of tubing. Fits 3-3/8 in. (85 mm) hole in dash.
Quicksilver Branded, Box Point of Sale Packaged.

INTERNATIONAL II SPEEDOMETER



79-895285Q43

Anti-fog lens. 10-65 MPH . 270 degree dial sweep. Black face and black bezel; orange/white graduations. Includes 20 ft.(6.1 m) of tubing. Fits 3-3/8 in. (85 mm) hole in dash.
Quicksilver Branded, Box Point of Sale Packaged.

INTERNATIONAL II SPEEDOMETER



79-895285Q44

Anti-fog lens. 10-80 MPH . 270 degree dial sweep. Black face and black bezel; orange/white graduations. Includes 20 ft.(6.1 m) of tubing. Fits 3-3/8 in. (85 mm) hole in dash.
Quicksilver Branded, Box Point of Sale Packaged.

INTERNATIONAL II SPEEDOMETER



79-895285Q48

Anti-fog lens. 10-50 Knots . 270 degree dial sweep. Black face and black bezel; orange/white graduations. Includes 20 ft.(6.1 m) of tubing. Fits 3-3/8 in. (85 mm) hole in dash.
Quicksilver Branded, Box Point of Sale Packaged.

INTERNATIONAL II VOLT METER



79-895286Q41

Anti-fog lens. Black face and Black bezel; Orange/White graduations.
Quicksilver Branded, Box Point of Sale Packaged.

ANALOG INSTRUMENTS

INTERNATIONAL II WATER TEMPERATURE GAUGE



79-895287Q41

Anti-fog lens. 100 deg.-240 deg.F gauge. Black face and Black bezel; Orange/White graduations.

Fits all MCM/MIE gasoline engines and Mercury/Mariner V-6 outboards. Sender, if not already installed on the outboard, must be purchased separately.

Quicksilver Branded, Box Point of Sale Packaged.

INTERNATIONAL II WATER PRESSURE GAUGE



79-895288Q41

Anti-fog lens. 1 to 15 psi gauge with quick-connect terminals for connection to light. Black face and Black bezel; Orange graduations. Complete kit. Includes 25 ft. (7.6 m) of tubing and hardware.

Replacement hose not sold separate, obtain locally.

Fits Mercury/Mariner 25/30/40/45/50/75/90/115/225 (4-stroke), all V-6 (except 3.0L 1998 and older) ; and Force 75, 90 and 120. The 75/90/115/225 FourStroke outboards require a reducer fitting p/n 22-86306.

Quicksilver Branded, Box Point of Sale Packaged.

79-895288Q42

Anti-fog lens. 1 to 15 psi gauge with quick-connect terminals for connection to light. Black face and Black bezel; Orange graduation. Service replacement gauge.

Fits Mercury/Mariner 25/30/40/45/50/75/90/115/225 (4-stroke), all V-6 (except 3.0L 1998 and older) ; and Force 75, 90 and 120. The 75/90/115/225 FourStroke outboards require a reducer fitting p/n 22-86306.

Quicksilver Branded, Box Point of Sale Packaged.

INTERNATIONAL II WATER PRESSURE GAUGE



79-895288Q43

Anti-fog lens. 2 to 30 psi gauge with quick-connect terminals for connection to light. Black face and Black bezel; Orange graduations. Complete kit. Includes 25 ft. (7.6 m) of tubing and hardware.

Replacement hose not sold separate, obtain locally.

Fits Mercury/Mariner 25/30/40/45/50/75/90/115/225 (4-stroke), all V-6 (except 3.0L 1998 and older) ; and Force 75, 90 and 120. The 75/90/115/225 FourStroke outboards require a reducer fitting p/n 22-86306.

Quicksilver Branded, Box Point of Sale Packaged.

79-895288Q44

Anti-fog lens. 2 to 30 psi gauge with quick-connect terminals for connection to light. Black face and Black bezel; Orange graduations. Service replacement gauge.

Fits Mercury/Mariner 25/30/40/45/50/75/90/115/225 (4-stroke), all V-6 (except 3.0L 1998 and older) ; and Force 75, 90 and 120. The 75/90/115/225 FourStroke outboards require a reducer fitting p/n 22-86306.

Quicksilver Branded, Box Point of Sale Packaged.

INTERNATIONAL II WATER PRESSURE GAUGE



79-895288Q45

Anti-fog lens. 2 to 40 psi gauge with quick-connect terminals for connection to light. Black face and Black bezel; Orange graduations. Complete kit. Includes 25 ft. (7.6 m) of tubing and hardware.

Replacement hose not sold separate, obtain locally.

Fits 75-115 hp EFI FourStroke Outboards, serial number 1B366823 & above.

Quicksilver Branded, Box Point of Sale Packaged.

79-895288Q46

Anti-fog lens. 2 to 40 psi gauge with quick-connect terminals for connection to light. Black face and Black bezel; Orange graduations. Replacement gauge only.

Fits 75-115 hp EFI FourStroke Outboards, serial number 1B366823 & above.

Quicksilver Branded, Box Point of Sale Packaged.

INTERNATIONAL II OIL PRESSURE GAUGE



79-895289Q41

Anti-fog lens. Black face and Black bezel; Orange/White graduations.

Fits all MCM/MIE gasoline engines and Mercury/Mariner 25/30/40/45/50/225 (4-stroke) outboards. Sender, if not already installed on the outboard, must be purchased separately.

Quicksilver Branded, Box Point of Sale Packaged.

OIL PRESSURE SENDER KIT



8M0068785

Includes sender and harness used with oil pressure gauges and 21 ft. (6.4 m) of wire.

Fits Mercury/Mariner 25/30/40/45/50/60 (4-stroke).

INTERNATIONAL II FUEL GAUGE



79-895291Q41

Anti-fog lens. Black face and Black bezel; Orange/White graduations. Bulk Package of 24 pcs. 12 volt system and 240 ohm sender required. Quicksilver Branded, Box Point of Sale Packaged.

INTERNATIONAL II TRIM GAUGE



79-895292Q41

Anti-fog lens. Black face and Black bezel; Orange/White graduations. 12 volt system. Quicksilver Branded, Box Point of Sale Packaged.

INTERNATIONAL II DUAL ENGINE SYNCHRONIZER



79-895294Q41

Anti-fog lens. Black face and Black bezel; Orange/White graduations. Connects to tachometers. Fits both 2-stroke and 4-stroke gasoline engine applications. Quicksilver Branded, Box Point of Sale Packaged.

SYNCHRONIZER DRIVER



8M0053532

This product is used with the analog gauge to synchronize dual engines. Any Admiral, Flagship or International II gauges

INTERNATIONAL II CRUISELOG GAUGE



79-895295Q41

Anti-fog lens. Black face and Black bezel; Orange/White graduations. No illumination. Wiring included with this single pack. Quicksilver Branded, Box Point of Sale Packaged.

QSS REPLACEMENT GAUGES

QSS SPEEDOMETER



79-883623Q 2

Stainless steel casing. 0-80 MPH. White face and bezel; black graduations. Fits 3-3/8 in. (86 mm) hole in dash.

QSS VOLTMETER



79-883626Q 2

8-16 volts. White face and bezel; black graduations.

QSS POWER TRIM GAUGE



79-883634Q 2

White face and bezel; black graduations. Fits MCM and Outboards

DEPTH SOUNDERS

DIGITAL DEPTH GAUGE KIT



79-879292A01

Black face and black bezel. Digital depth readout to 199 feet, display is backlit for night operation. Easy addition to any boat. Fits in a cutout for standard 2 in. (51 mm) gauge. Kit includes adjustable alarm, transom-mounted/inside-hull-mounted transducer. Easy to follow instructions. The affordable way to add more fun and safety to boating.

Available in Multiple bezel colors

Mercury Branded, Box Point of Sale Packaged.

DIGITAL DEPTH GAUGE KIT



79-879292A02

White face and white bezel. Digital depth readout to 199 feet, display is backlit for night operation. Easy addition to any boat. Fits in a cutout for standard 2 in. (51 mm) gauge. Kit includes adjustable alarm, transom-mounted/inside-hull-mounted transducer. Easy to follow instructions. The affordable way to add more fun and safety to boating.

Available in multiple bezel colors

Mercury Branded, Box Point of Sale Packaged.

DIGITAL DEPTH GAUGE KIT



79-879292A03

Beige face and black bezel. Digital depth readout to 199 feet, display is backlit for night operation. Easy addition to any boat. Fits in a cutout for standard 2 in. (51 mm) gauge. Kit includes adjustable alarm, transom-mounted/inside-hull-mounted transducer. Easy to follow instructions. The affordable way to add more fun and safety to boating.

Mercury Branded, Box Point of Sale Packaged.

DIGITAL DEPTH GAUGE KIT



79-879292A04

Silver face and black bezel. Digital depth readout to 199 feet, display is backlit for night operation. Easy addition to any boat. Fits in a cutout for standard 2 in. (51 mm) gauge. Kit includes adjustable alarm, transom-mounted/inside-hull-mounted transducer. Easy to follow instructions. The affordable way to add more fun and safety to boating.

Mercury Branded, Box Point of Sale Packaged.

DIGITAL DEPTH GAUGE KIT



79-879292A05

Digital depth readout 2.5 ft to 200 ft display at speeds of up to 63 MPH. It has backlit lighting for night operation and includes the ability to set shallow water alarm. Easy addition to any boat. Fits in a cutout for standard 2 in. (51 mm) gauge. Order face plate, bezel and transducer separately (Standard bezel and face dial listed below)

Mercury Branded, Box Point of Sale Packaged.

TRANSDUCER - IN HULL/TRANSOM DEPTH ONLY



879292A08

Transducer that can be mounted In-Hull or Transom - Depth only
Can be used on most boats - mounted to the outside of the transom

BEZEL 52 MM



879292001

Bezel-Gold 2 inch (52 MM) Bezel is a twist fit that has a round shape. Used on Depth Sounders only

BEZEL 52 MM



879292002

Bezel-Chrome 2 inch (52 MM) Bezel is a twist fit that has a round shape. Used on Depth Sounders only

BEZEL 52 MM



879292003

Bezel-Flat Black 2 inch (52 MM) Bezel is a twist fit that has a round shape. Used on Depth Sounders only

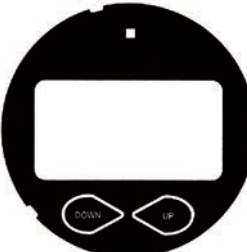
BEZEL 52 MM



879292004

Bezel-White 2 inch (52 MM) Bezel is a twist fit that has a round shape. Used on Depth Sounders only

FACE PLATE



879292005

Face Plate -Color Black 2 inch (52 MM) Bezel is a twist fit that has a round shape. Used on Depth Sounders only

FACE PLATE



879292009

Face Plate -Color White 2 inch (52 MM) Bezel is a twist fit that has a round shape. Used on Depth Sounders only


FACE PLATE



879292007

Face Plate -Color Beige 2 inch (52 MM) Bezel is a twist fit that has a round shape. Used on Depth Sounders only

FACE PLATE



879292008

Face Plate -Color Silver 2 inch (52 MM) Bezel is a twist fit that has a round shape. Used on Depth Sounders only

DIGITAL DEPTH/ TEMP GAUGE KIT



79-879292K11

Digital depth readout displays 2.5 to 200 ft deep at speeds up to 63 MPH. Includes ability to set shallow water alarm warning. Also displays air or water temp. Display is backlit for night operation. Easy addition to any boat. Fits in a cutout for standard 2 in.(51 mm) gauge.

*Order bezel and transducer separately.
(ProView bezel and special face dial listed below.) (Order with 879292A09 or A10 Transducers)
Mercury Branded, Box Point of Sale Packaged.

ANALOG INSTRUMENTS

TRANSDUCER - THRU HULL



79-879292A09

Transducer for Depth and Temp gauge that has 2 3/4 inch threads for deep mounting
can be used in most sterndrive and inboard applications

BEZEL 52 MM



8M0120346

Bezel-Chrome, 2 inch (52 MM).
Bezel is a snap fit that has a round shape.
Priced individually, sold @ multiples of 10

VDO FAMILY GAUGES

VDO PRIMARY STATION INSTRUMENTATION - STANDARD



881800A 1

Pre-wired panel with 21 pin Deutsch connector for 1.7L stern drives/inboards.
Basic Instrument Set. VDO tach, warning lights for low oil pressure, charge indicator, glow plug activation, coolant temp., water in fuel. Includes key switch, stop button, instrument lights/audio warning test switch.
Fits MCM.MIE - D1.7L DTI diesels.

VDO PRIMARY STATION INSTRUMENTATION - OPTIONAL



881801A 1

Optional pre-wired panel with 21 pin Deutsch connector for 1.7L stern drives.
Full Instrument Set. VDO tach, oil pressure, water temperature, battery meter & trim gauge. Also warning lights for low oil pressure, charge indicator, glow plug activation, coolant temp., water in fuel. Includes key switch, stop button, instrument lights/audio warning test switch.
Fits MCM D1.7L DTI diesels.

SPEEDOMETER PICKUPS

SPEEDOMETER PICKUP



77409A 1

Pickup and mounting screws only

SPEEDOMETER PICKUP KIT



77409B 1

For use with bulk pack speedometers. Includes pickup, misc. hardware and 20 ft. (6.1 m) of tubing.
Priced & packaged in qty. of 24

SPEEDOMETER PICKUP TUBING



32-54950 53

53 ft.(16.15 m) tubing.

32- 54950600

1 roll of 1500 ft.(457.5 m) tubing.

WATER PRESSURE PICK-UP KITS

HOSE KIT



32- 892156A01

Contains the necessary tubing, tee fitting and instruction sheet to allow the use of a 15 PSI Analog Water Pressure Gauge with the otherwise digital 1.5L OptiMax outboard.

Fits the 75/90/115hp (1.5L) OptiMax Outboard Engine, Model Year 2004 and newer.

TUBING-BULK 100 FEET



32- 859785100

Bulk water pressure tubing.
5/32 OD x 3/32 ID.
100 foot length. Color Gray.

ANALOG WATER PRESSURE FITTING KIT



32- 8M0088855

Fitting kit allows installation of an analog water pressure gauges to the engine.
2.1L F75-115 Four Stroke

LAGREE FITTING FOR 2-40 PSI- WATER PRESSURE



22- 896094A01

Fitting that connects to block to hook up Water pressure gauge. This fitting is included in the 40 psi gauge "kit".

Fits 75-115 hp EFI FourStroke outboards, serial number 1B366823-2B094995.

WATER PRESSURE KIT



8M0059531

Components needed for water pressure gauges
150 4 Stroke Engines

ANALOG BLOCK WATER PRESSURE SENDER



8M0145165

Optional kit to add analog block water pressure feature to a digital engine
Applicable to DTS 3.4L V6 and 4.6L V8 engines (mechanical engines have this sensor as standard)

WATER TEMPERATURE SENDERS

Water temperature senders used for operation of a temperature gauge.

WATER TEMPERATURE SENDER



13536A13

A two wire temperature sender for use on V-6 outboard product. Furnished standard on engine powerhead, the fiche card specific to the application should be used to verify correct use.


WATER TEMPERATURE SENDER



13536A14

A four wire temperature sender for use on V-6 outboard product. Furnished standard on engine powerhead, the fiche card specific to the application should be used to verify correct use.

WATER TEMPERATURE SENDER



12415

(1/8"-27 NPT threads)
Fits outboard applications.

TEMPERATURE SENDER KIT



12415A 2

Allows adding a temperature sender to outboards equipped with a factory built coastal flush. Includes a temperature sender, fittings, cable ties and instruction sheet. This kit provides for the use of a coastal flush and a temperature sender at the same time.

Fits Mercury/Mariner 75-125 hp. (1993 and newer) 2 cycle outboards. Primarily designed for adding to a Saltwater model which comes with the coastal flush as standard equipment.

ADAPTER HARNESS



84- 11149A55

Allows water temperature gauge hook-up to the 225 EFI FourStroke outboard.

WATER TEMPERATURE SENDER



15995

Used for temperature gauge
Fits MCM 3.7L engines

ENGINE WATER TEMPERATURE SENDER



49734

For dual station installations, used for temperature gauge
Fits MCM/MIE engines

WATER TEMPERATURE SENDER



806490T

3/8 in. x 18 NPT threads, used for temperature gauge
Fits MCM/MIE engines

WATER TEMPERATURE SENDER



97258A 1

1/2 in. x 14 NPT threads, used for temperature gauge
Fits MCM/MIE engines

COOLANT TEMPERATURE SENDER



805218T

Used for temperature gauge
Fits MCM/MIE EFI models

OIL PRESSURE SENDERS

OIL PRESSURE SENSOR KIT



866814A01

Required when SmartCraft is installed on 3.0L MPI & Vazer engines. Replaces the original analog oil pressure sensor with a digital sensor.
Fits MCM 3.0L MPI & Vazer engines

OIL PRESSURE SENDER



8M0068784

For use with 80 psi electric oil pressure gauge

OIL PRESSURE SENDER KIT



8M0068785

Includes sender and harness used with oil pressure gauges and 21 ft.(6.4 m) of wire.
Fits Mercury/Mariner 25/30/40/45/50/60 (4-stroke).

OIL PRESSURE SENDER



8M0068784

For use with 80 psi electric oil pressure gauge

OIL PRESSURE SENDER



889835A01

150 PSI oil gauge sender with a 90 degree elbow and installation instruction sheet.
F225 4 stroke engine

POWER TRIM SENDERS

POWER TRIM SENDER



805320A03

Includes trim limit switch also.
Fits MC-I, R, MR, Alpha One, Gen II, Bravo drives.

POWER TRIM SENDER



805130A 6

For dual station applications.
Fits MCM I/R/MR/Alpha One/Gen II/Bravo One & Two drives.

POWER TRIM SENDER



805130A 8

For dual station applications.
Fits MCM TR & TRS drives.

POWER TRIM SENDER CONVERSION KIT



805134A 3

Converts single station sender to a dual station sender.
Fits MCM Alpha One/Gen II/Bravo One & Two drives.

ANALOG TRIM SENDER (PORT MOUNT)



8M0098273

Port mount analog trim sender (black color)
40-60 Family 2, 75-115 EFI and Optimax (not digital Optimax) - Port mount only

ANALOG TRIM SENDER (STARBOARD MOUNT)



8M0098264

Starboard mount analog trim sender (natural color)
40-60 Family 2, 75-115 EFI and Optimax - Starboard mount only

POWER TRIM SENDER



822573A12

Port mounted. Contains 6-32 threaded mounting screws.
Fits various in-line outboards. See application chart for specific engine models.

POWER TRIM SENDER



859187A 1

Port mounted.
Fits all SmartCraft compatible engines.

POWER TRIM SENDER



896688001

Digital Trim Sender
See Electronic Parts Catalog for all applications

POWER TRIM SENDER



888617001

Starboard mounted.
Fits the Mercury/Mariner V-225 FourStroke outboard engine.

POWER TRIM SENDER



891777A01

Starboard Mounted. Required for digital gauge applications.
Fits SmartCraft compatible engines.

TRIM SENSOR CONVERTER KIT




8M0059529

This kit will allow you to convert the signal from the digital sensor to an analog signal. It will allow you to drive an analog gauge for trim only without changing the sensor to an analog sensor. This kit will connect directly to the harness inside the engine cowl.

F150 EFI FourStroke outboard engine only

TRIM CONVERTER AND TILT UP LIMIT KIT



8M0118725

This kit allows the conversion of the trim signal from the analog sender to a digital output for Smartcraft gauge applications. The kit also has an additional feature that allows the max tilt up position to be set to avoid interference when tilting the engine completely up.

2.1L F75-115 Four Stroke

POWER TRIM SENDER CHART

Mercury/Mariner Trim Senders

Model	Brand	Model Notes	Year Range	Country	Serial # Range	Port Mount Trim Sender	Stbd. Mount Trim Sender
25 FourStroke	Mercury/Mariner	Carb Models only	1998 - 2006	USA	0G590000 and up	822573A12	N/A
25 FourStroke	Mercury/Mariner	Carb Models only	1999 - 2006	BEL	0P017000 and up	822573A12	N/A
25 FourStroke	Mercury/Mariner	EFI w/ 6-32 threads	2006 - 2019	JPN	0R106999 and up	822573A12	N/A
25 FourStroke	Mercury/Mariner	EFI w/ 6-32 threads	2006 - 2019	BEL	0P401000 and up	822573A12	N/A
30	Mercury/Mariner	2 cylinder	1995 - 2019	USA	0G124405 and up	822573A12	N/A
30	Mercury/Mariner	2 cylinder	1995 - 2019	BEL	9840763 and up	822573A12	N/A
30 FourStroke	Mercury/Mariner	3 cylinder Non-BigFoot Models.	1999 - 2005	USA	0G760300 - 1B226999	N/A	8M0098264
30 FourStroke	Mercury/Mariner	3 cylinder Non-BigFoot models.	1999 - 2005	BEL	0P017000 - 0P400999	N/A	8M0098264
30 FourStroke	Mercury/Mariner	EFI w/ 6-32 threads	2006 - 2019	JPN	0R106999 and up	822573A12	N/A

Not all parts listed are available for the European, C.I.S., Africa and Middle East Markets.
For more information, please contact your local Mercury, Mariner, MerCruiser or Quicksilver Office.

ANALOG INSTRUMENTS

Model	Brand	Model Notes	Year Range	Country	Serial # Range	Port Mount Trim Sender	Stbd. Mount Trim Sender
30 FourStroke	Mercury/Mariner	EFI w/ 6-32 threads	2006 - 2019	BEL	0P401000 and up	822573A12	N/A
30 JET	Mercury/Mariner	4 cylinder	1993 - 1997	USA	0C159200 - 0G589999	N/A	N/A
30 JET	Mercury/Mariner	3 cylinder	1998 - 2000	USA	0G590000 - 0T178499	822573A12	N/A
30 JET	Mercury/Mariner	3 cylinder	1999 - 2000	BEL	0P017000 - 0P094499	822573A12	N/A
35	Mercury/Mariner	2 cylinder	1984 - 1989	USA	6445653 - 0C221999	N/A	N/A
35	Mercury/Mariner	2 cylinder	1984 - 1989	BEL	9384476 and up	N/A	N/A
35	Mercury/Mariner	2 cylinder	1984 - 1989	CAN	7209608 and up	N/A	N/A
40	Mercury/Mariner	4 cylinder with integral trim.	1989 - 1992	USA	0C159200 - 0D181999	N/A	N/A
40	Mercury/Mariner	4 cylinder with integral trim.	1989 - 1992	BEL	9570790 - 9740999	N/A	N/A
40	Mercury/Mariner	4 cylinder	1993 - 1997	USA	0D182000 - 0G589999	N/A	8M0098264
40	Mercury/Mariner	4 cylinder	1993 - 1997	BEL	9741000 - 9973099	N/A	8M0098264
40	Mercury/Mariner	2 cylinder	1995 - 2019	USA	0G124405 and up	822573A12	N/A
40	Mercury/Mariner	2 cylinder	1995 - 2019	BEL	9840763 and up	822573A12	N/A
40	Mercury/Mariner	3 cylinder, 59 CID, Long shaft only.	1997 1/2 - 2019	USA	0G531301 and up	822573A12	N/A
40	Mercury/Mariner	3 cylinder, 59 CID, Long shaft only.	1997 1/2 - 2019	BEL	9973100 and up	822573A12	N/A
40 FourStroke	Mercury/Mariner	3 cylinder Non-BigFoot models.	1999 - 2019	USA	0G760300 and up	N/A	8M0098264
40 FourStroke	Mercury/Mariner	3 cylinder Non-BigFoot models.	1999 - 2019	BEL	0P017000 and up	N/A	8M0098264
40 FourStroke	Mercury/Mariner	3 cylinder BigFoot models.	1999 - 2002	USA	0G760300 - 0T408999	N/A	8M0098264
40 FourStroke	Mercury/Mariner	3 cylinder BigFoot models.	1999 - 2002	BEL	0P017000 - 0P153499	N/A	8M0098264
40 FourStroke	Mercury/Mariner	4 cylinder Italy/Bodensee	1995 - 1998	USA	0G231123 - 0G760299	822573A12	N/A
40 FourStroke	Mercury/Mariner	4 cylinder Italy/Bodensee	1999 - 2000	BEL	0P073323 - 0P094499	N/A	8M0098264
40 FourStroke	Mercury/Mariner	4 cylinder, 996 cc., BigFoot models.	2001 - 2019	USA	0T228405 - 1B344306	N/A	8M0098264
40 FourStroke	Mercury/Mariner	4 cylinder, 996 cc., BigFoot models.	2001 - 2019	BEL	0P094500 and up	N/A	8M0098264
40 FourStroke	Mercury/Mariner	4 cylinder, 996 cc., BigFoot models.	2006 - 2019	CHN	1C000001 and up	N/A	8M0098264
40 JET	Mercury/Mariner		2001 - 2019	USA	0T178500 and up	822573A12	N/A
40 JET	Mercury/Mariner		2001 - 2019	BEL	0P094500 and up	822573A12	N/A
45	Mercury/Mariner	4 cylinder	1986 - 1989	USA	5531630 - 0D000749	N/A	N/A
45	Mercury/Mariner	4 cylinder	1986 - 1989	AUS	8063985 and up	N/A	N/A
45	Mercury/Mariner	4 cylinder	1986 - 1989	BEL	9248006 - 9683054	N/A	N/A
45	Mercury/Mariner	4 cylinder	1986 - 1989	CAN	7143688 and up	N/A	N/A
45 FourStroke	Mercury/Mariner	4 cylinder Italy/Bodensee	1995 - 1998	USA	0G231123 - 0G760299	822573A12	N/A
45 FourStroke	Mercury/Mariner	4 cylinder Italy/Bodensee	1999 - 2000	BEL	0P073323 - 0P094499	N/A	8M0098264
45 JET	Mercury/Mariner	3 cylinder, 51.8 CID	1993 - 1997	USA	0D182000 - 0G589999	N/A	8M0098264
45 JET	Mercury/Mariner	3 cylinder, 59 CID	1998 - 2000	USA	0G590000 - 0T178499	822573A12	N/A
45 JET	Mercury/Mariner	3 cylinder, 59 CID	1998 - 2000	BEL	0P017000 - 0P094499	822573A12	N/A
50	Mercury/Mariner	4 cylinder with external trim.	1976 - 1985	USA	4357640 - 6428680	N/A	N/A
50	Mercury/Mariner	4 cylinder with external trim.	1976 - 1985	AUS	8030090 and up	N/A	N/A
50	Mercury/Mariner	4 cylinder with external trim.	1976 - 1985	BEL	9107214 - 9469199	N/A	N/A
50	Mercury/Mariner	4 cylinder with external trim.	1976 - 1985	CAN	7068998 - 7208332	N/A	N/A
50	Mercury/Mariner	3 cylinder with external trim.	1986 - 1992	USA	6428681 - 0D181999	N/A	N/A
50	Mercury/Mariner	3 cylinder with external trim.	1986 - 1992	BEL	9385911 - 9733881	N/A	N/A
50	Mercury/Mariner	3 cylinder with external trim.	1986 - 1992	CAN	7208333 and up	N/A	N/A
50	Mercury/Mariner	3 cylinder, 51.8 CID	1993 - 1997	USA	0D182000 - 0G589999	N/A	8M0098264
50	Mercury/Mariner	3 cylinder, 51.8 CID	1993 - 1997	BEL	9733882 - 9973099	N/A	8M0098264
50	Mercury/Mariner	3 cylinder, 59 CID	1998 - 2019	USA	0G590000 and up	822573A12	N/A
50	Mercury/Mariner	3 cylinder, 59 CID	1998 - 2019	BEL	9973100 and up	822573A12	N/A
50 FourStroke	Mercury/Mariner	4 cylinder Non-BigFoot models.	1995 - 1998	USA	0G231123 - 0G760299	822573A12	N/A
50 FourStroke	Mercury/Mariner	4 cylinder Non-BigFoot models.	1999 - 2000	USA	0G760300 - 0T178499	N/A	8M0098264
50 FourStroke	Mercury/Mariner	4 cylinder BigFoot models.	1998 - 2000	USA	0G590000 - 0T178499	N/A	8M0098264
50 FourStroke	Mercury/Mariner	4 cylinder, 996 cc., all models.	2001 - 2019	USA	0T178500 - 1B344306	N/A	8M0098264
50 FourStroke	Mercury/Mariner	4 cylinder, 996 cc., all models.	2001 - 2019	BEL	0P094500 and up	N/A	8M0098264
50 FourStroke	Mercury/Mariner	4 cylinder, 996 cc., BigFoot models.	2006 - 2019	CHN	1C000001 and up	N/A	8M0098264

Model	Brand	Model Notes	Year Range	Country	Serial # Range	Port Mount Trim Sender	Stbd. Mount Trim Sender
55	Mercury/Mariner	3 cylinder, 51.8 CID	1996 - 1997	USA	0D00750 - 0G589999	N/A	N/A
55	Mercury/Mariner	3 cylinder, 51.8 CID	1996 - 1997	BEL	9741042 - 9973099	N/A	N/A
55	Mercury/Mariner	3 cylinder, 59 CID	1998 - 2019	USA	0G590000 and up	N/A	8M0098264
55	Mercury/Mariner	3 cylinder, 59 CID	1998 - 2019	BEL	9973100 and up	N/A	8M0098264
60	Mercury/Mariner	3 cylinder with external trim.	1984 - 1987	USA	6428681 - 0B122929	N/A	N/A
60	Mercury/Mariner	3 cylinder with external trim.	1984 - 1987	BEL	9385911 - 9469199	N/A	N/A
60	Mercury/Mariner	3 cylinder with external trim.	1984 - 1987	CAN	7208333 - 0A721307	N/A	N/A
60	Mercury/Mariner	3 cylinder with internal trim.	1989 - 1992	USA	0C160936 - 0D181999	N/A	N/A
60	Mercury/Mariner	3 cylinder with internal trim.	1989 - 1992	BEL	9469200 - 9733881	N/A	N/A
60	Mercury/Mariner	3 cylinder with internal trim.	1989 - 1992	CAN	0A721308 and up	N/A	N/A
60	Mercury/Mariner	3 cylinder, all models.	1993 - 2019	USA	0D182000 and up	N/A	8M0098264
60	Mercury/Mariner	3 cylinder, all models.	1993 - 2019	BEL	9733882 and up	N/A	8M0098264
60 FourStroke	Mercury/Mariner	4 cylinder, 996 cc., all models.	2001 - 2019	USA	0T178500 - 1B344306	N/A	8M0098264
60 FourStroke	Mercury/Mariner	4 cylinder, 996 cc., all models.	2001 - 2019	BEL	0P094500 and up	N/A	8M0098264
60 FourStroke	Mercury/Mariner	4 cylinder, 996 cc., BigFoot models.	2006 - 2019	CHN	1C000001 and up	N/A	8M0098264
70	Mercury/Mariner	3 cylinder with 3-ram trim.	1987 - 1989	USA	0A966142 - 0C221999	8M0098273	N/A
70	Mercury/Mariner	3 cylinder with 3-ram trim.	1987 - 1989	BEL	9502500 - 9589032	8M0098273	N/A
70	Mercury/Mariner	3 cylinder with single ram trim.	1987 - 1989	USA	0A966142 - 0C221999	N/A	8M0098264
70	Mercury/Mariner	3 cylinder with single ram trim.	1987 - 1989	BEL	9502500 - 9589032	N/A	8M0098264
75	Mercury/Mariner	4 cylinder with 3-ram trim.	1984 - 1987	USA	6428681 - 0B122929	8M0098273	N/A
75	Mercury/Mariner	4 cylinder with 3-ram trim.	1984 - 1987	BEL	9385911 - 9469199	8M0098273	N/A
75	Mercury/Mariner	4 cylinder with 3-ram trim.	1984 - 1987	CAN	7208333 - 0A721307	8M0098273	N/A
75	Mercury/Mariner	4 cylinder with single ram trim.	1984 - 1987	USA	6428681 - 0B122929	N/A	8M0098264
75	Mercury/Mariner	4 cylinder with single ram trim.	1984 - 1987	BEL	9385911 - 9469199	N/A	8M0098264
75	Mercury/Mariner	4 cylinder with single ram trim.	1984 - 1987	CAN	7208333 - 0A721307	N/A	8M0098264
75	Mercury/Mariner	3 cylinder with 3-ram trim.	1987 - 1997 1/2	USA	0A966142 - 0G531985	8M0098273	N/A
75	Mercury/Mariner	3 cylinder with 3-ram trim.	1987 - 1997 1/2	BEL	9502500 - 9502500	8M0098273	N/A
75	Mercury/Mariner	3 cylinder with single ram trim.	1987 - 2019	USA	0A966142 and up	N/A	8M0098264
75	Mercury/Mariner	3 cylinder with single ram trim.	1987 - 2019	BEL	9502500 and up	N/A	8M0098264
75 Optimax	Mercury/Mariner	1.5L DFI, non-digital sender.	2004 - 2019	USA	0T800750 and up	N/A	8M0098264(1)
75 Optimax	Mercury/Mariner	1.5L DFI, digital sender.	2004 - 2019	USA	0T800750 and up	N/A	891777A01(2)
75 FourStroke	Mercury/Mariner		2000 - 2005	USA	0G960500 - 1B366822	N/A	8M0098264
75 FourStroke	Mercury/Mariner		2006 - 2019	USA	1B366823 - 2B094955	N/A	8M0098264
80	Mercury/Mariner	4 cylinder with external trim.	1978 - 1983	USA	4831999 - 6432900	N/A	N/A
80	Mercury/Mariner	4 cylinder with external trim.	1978 - 1983	AUS	8050200 and up	N/A	N/A
80	Mercury/Mariner	4 cylinder with external trim.	1978 - 1983	BEL	9177626 - 9393855	N/A	N/A
80	Mercury/Mariner	4 cylinder with external trim.	1978 - 1983	CAN	7110998 - 7208572	N/A	N/A
80	Mercury/Mariner	3 cylinder with 3-ram trim.	1987 - 1989	USA	0A966142 - 0C221999	8M0098273	N/A
80	Mercury/Mariner	3 cylinder with 3-ram trim.	1987 - 1989	BEL	9502500 - 9589032	8M0098273	N/A
80	Mercury/Mariner	3 cylinder with single ram trim.	1987 - 1989	USA	0A966142 - 0C221999	N/A	8M0098264
80	Mercury/Mariner	3 cylinder with single ram trim.	1987 - 1989	BEL	9502500 - 9589032	N/A	8M0098264
90	Mercury/Mariner	6 cylinder with external trim.	1978 - 1986	USA	4845301 - 0A966141	N/A	N/A
90	Mercury/Mariner	6 cylinder with external trim.	1978 - 1986	AUS	8060545 and up	N/A	N/A
90	Mercury/Mariner	6 cylinder with external trim.	1978 - 1986	CAN	7111698 and up	N/A	N/A
90	Mercury/Mariner	3 cylinder with 3-ram trim.	1987 - 1997 1/2	USA	0A966142 - 0G531985	8M0098273	N/A
90	Mercury/Mariner	3 cylinder with 3-ram trim.	1987 - 1997 1/2	BEL	9502500 - 9502500	8M0098273	N/A
90	Mercury/Mariner	3 cylinder with single ram trim.	1987 - 2019	USA	0A966142 and up	N/A	8M0098264
90	Mercury/Mariner	3 cylinder with single ram trim.	1987 - 2019	BEL	9502500 and up	N/A	8M0098264
90 Optimax	Mercury/Mariner	1.5L DFI, non-digital sender.	2004 - 2019	USA	0T800750 and up	N/A	8M0098264(1)
90 Optimax	Mercury/Mariner	1.5L DFI, digital sender.	2004 - 2019	USA	0T800750 and up	N/A	891777A01(2)
90 FourStroke	Mercury/Mariner		2000 - 2006	USA	0G960500 - 1B366822	N/A	8M0098264
90 FourStroke	Mercury/Mariner		2006 - 2019	USA	1B366823 - 2B094955	N/A	8M0098264

Not all parts listed are available for the European, C.I.S., Africa and Middle East Markets.
 For more information, please contact your local Mercury, Mariner, MerCruiser or Quicksilver Office.

ANALOG INSTRUMENTS

Model	Brand	Model Notes	Year Range	Country	Serial # Range	Port Mount Trim Sender	Stbd. Mount Trim Sender
100	Mercury/Mariner	4 cylinder with 3-ram trim.	1988 - 1993	USA	0B209468 - 0D283221	8M0098273	8M0098264
100	Mercury/Mariner	4 cylinder with 3-ram trim.	1988 - 1993	BEL	9523034 - 9793576	8M0098273	8M0098264
100	Mercury/Mariner	4 cylinder with single ram trim.	1988 - 2019	USA	0B209468 and up	N/A	8M0098264
100	Mercury/Mariner	4 cylinder with single ram trim.	1988 - 2019	BEL	9523034 and up	N/A	8M0098264
115	Mercury/Mariner	6 cylinder with external trim.	1978 - 1988	USA	4855153 - 0C099999	N/A	N/A
115	Mercury/Mariner	6 cylinder with external trim.	1978 - 1988	AUS	8051950 and up	N/A	N/A
115	Mercury/Mariner	6 cylinder with external trim.	1978 - 1988	CAN	7112248 and up	N/A	N/A
115	Mercury/Mariner	4 cylinder with 3-ram trim.	1988 - 1993	USA	0B209468 - 0D283221	8M0098273	8M0098264
115	Mercury/Mariner	4 cylinder with 3-ram trim.	1988 - 1993	BEL	9523034 - 9793576	8M0098273	8M0098264
115	Mercury/Mariner	4 cylinder with single ram trim.	1988 - 2019	USA	0B209468 and up	N/A	8M0098264
115	Mercury/Mariner	4 cylinder with single ram trim.	1988 - 2019	BEL	9523034 and up	N/A	8M0098264
115 Optimax	Mercury/Mariner	2.5L DFI, non-digital sender.	2000	USA	0G960500 - 0T178499	8M0098273(1)	N/A
115 Optimax	Mercury/Mariner	2.5L DFI, digital sender.	2000	USA	0G960500 - 0T178499	859187A 1(2)	N/A
115 Optimax	Mercury/Mariner	1.5L DFI, non-digital sender.	2004 - 2019	USA	0T800750 and up	N/A	8M0098264(1)
115 Optimax	Mercury/Mariner	1.5L DFI, digital sender.	2004 - 2019	USA	0T800750 and up	N/A	891777A01(2)
115 FourStroke	Mercury/Mariner	EFI	2001 - 2005	USA	0T178500 - 1B366822	N/A	8M0098264
115 FourStroke	Mercury/Mariner	EFI	2006 - 2019	USA	1B366823 - 2B094955	N/A	8M0098264
125	Mercury/Mariner	4 cylinder	1994 - 2019	USA	0D283222 and up	N/A	8M0098264
125	Mercury/Mariner	4 cylinder	1994 - 2019	BEL	9793577 and up	N/A	8M0098264
225 FourStroke	Mercury/Mariner		2003 - 2019	USA	0T653945 and up	N/A	888617001(1)
V-6	Mercury/Mariner	Non-digital sender & 3-ram trim.	All	USA	All - All	8M0098273(1)	N/A
V-6	Mercury/Mariner	Digital sender & 3-ram trim.	2000 - 2019	USA	0G960500 and up	859187A 1(2)	N/A

(1) For use with analog gauges.

(2) For use with 555 controller and SmartCraft gauges or monitors.

SERVICE MONITORS

Digital tach and hourmeter. Features LCD display and resettable hourmeter.

SERVICE MONITOR



79-8M0050399

Fits most Outboards and gasoline MCM/MIE engines. Will not work with diesel product, Verado outboards or the F75-115 FourStroke outboard 1B366823-2B094955. Replaces old versions with a universal product. Quicksilver Branded, Clamshell Package Point of Sale Packaged.

INSTRUMENT HOLE COVER KIT

Allows pre-drilling dash for adding 2-1/8 in. (54 mm) gauges at a later date.

INSTRUMENT HOLE COVER KIT



79-79889A 1

MECHANICAL TRIM POSITION INDICATORS - 1 POINTER

Cables not included with indicator kits. Order F5H208/_ cables or 64-820676A_ cables to proper length. Trim position indicator and bezel selection chart available within the Instrument section.

TRIM POSITION INDICATOR



848444A 6

1 pointer. Bottom cable entry. White faceplate and bezel. Fits single sterndrive.

848445A 1

1 pointer. Top cable entry. Gray faceplate and black bezel. Fits single sterndrive.

TRIM POSITION INDICATOR



848445A 6

1 pointer. Top cable entry. White faceplate and bezel. Fits single sterndrive.

MECHANICAL TRIM POSITION INDICATORS - 2 POINTER

Cables not included with indicator kits. Order F5H208/_ cables or 64-820676A_ cables to proper length. Trim position indicator and bezel selection chart available within the Instrument section.

TRIM POSITION INDICATOR



845313A 1

2 pointer. Top cable entry. Gray faceplate and black bezel. Fits twin MCM sterndrives or trim tabs.

TRIM POSITION INDICATOR



845313A 6

2 pointer. Top cable entry. White faceplate and bezel. Fits twin MCM sterndrives or trim tabs.

TRIM POSITION INDICATOR



845314A 6

2 pointer. Bottom cable entry. White faceplate and bezel. Fits twin MCM sterndrives or trim tabs.

MECHANICAL TRIM POSITION INDICATORS - 3 POINTER

Cables not included with indicator kits. Order F5H208/_ cables or 64-820676A_ cables to proper length. Trim position indicator and bezel selection chart available within the Instrument section.


TRIM POSITION INDICATOR



845765A 6

3 pointer. Top cable entry. White faceplate and bezel. Fits triple MCM sterndrives or single MCM sterndrive and twin trim tabs.

TRIM POSITION INDICATOR



845766A 6

3 pointer. Bottom cable entry. White faceplate and bezel.
Fits triple MCM sterndrives or single MCM sterndrive and twin trim tabs.

MECHANICAL TRIM POSITION INDICATORS - 4 POINTER

Cables not included with indicator kits. Order F5H208/_ cables or 64-820676A_ cables to proper length. Trim position indicator and bezel selection chart available within the Instrument section.

TRIM POSITION INDICATOR



844945A 1

4 pointer. Bottom cable entry. Gray faceplate and black bezel.
Fits twin MCM sterndrives and twin trim tabs.

TRIM POSITION INDICATOR



844945A 6

4 pointer. Bottom cable entry. White faceplate and bezel.
Fits twin MCM sterndrives and twin trim tabs.

TRIM POSITION INDICATOR



844944A 1

4 pointer. Top cable entry. Gray faceplate and black bezel.
Fits twin MCM sterndrives and twin trim tabs

TRIM POSITION INDICATOR



844944A 6

4 pointer. Top cable entry. White faceplate and bezel.
Fits twin MCM sterndrives and twin trim tabs

TRIM POSITION INDICATOR



845983A 1

4 pointer. Bottom cable entry. Gray faceplate and black bezel.
Fits twin MCM sterndrives and twin trim tabs.

TRIM POSITION INDICATOR



845983A 6

4 pointer. Bottom cable entry. White faceplate and bezel.
Fits twin MCM sterndrives and twin trim tabs.

MECHANICAL TRIM POSITION INDICATORS - 5 POINTER

Cables not included with indicator kits. Order F5H208/_ cables or 64-820676A_ cables to proper length. Trim position indicator and bezel selection chart available within the Instrument section.

TRIM POSITION INDICATOR



845457A 1

5 pointer. Bottom cable entry. Gray faceplate and black bezel. Fits triple MCM sterndrives and twin trim tabs.

TRIM POSITION INDICATOR



845457A 6

5 pointer. Bottom cable entry. White faceplate and bezel. Fits triple MCM sterndrives and twin trim tabs.

MECHANICAL TRIM POSITION INDICATOR ACTUATOR KITS

ACTUATOR KIT



846063A 1

Single
Fits MCM Alpha - V SSM sterndrives

CABLE GRIP KIT



846066A 1

Angled stainless steel through-transom fitting for trim position (cable not included).

CABLE GRIP KIT



846793A 1

Straight stainless steel through-transom fitting for trim position (cable not included).

MECHANICAL TRIM ACTUATOR KIT M-SERIES TRANSOM



8M0124387

Attaching kit for mechanical trim indication
To be used on M-Series transom when using mechanical indicators

MECHANICAL TRIM POSITION INDICATOR & BEZEL CHART

Trim Position Indicators

Model	Model Note	Black Bezel Gray Faceplate Bottom Cable Entry	White Bezel White Faceplate Bottom Cable Entry	Black Bezel Gray Faceplate Top Cable Entry	White Bezel White Faceplate Top Cable Entry
1 pointer	1 sterndrive or 1 paralift		848444A 6	848445A 1	848445A 6
2 pointer	2 MCM Alpha - V SSM sterndrives or 2 trim tabs		845314A 6	845313A 1	845313A 6
2 pointer	2 MCM VI - VII SSM	845313A 1	845313A 6		845314A 6

ANALOG INSTRUMENTS

Model	Model Note	Black Bezel Gray Faceplate Bottom Cable Entry	White Bezel White Faceplate Bottom Cable Entry	Black Bezel Gray Faceplate Top Cable Entry	White Bezel White Faceplate Top Cable Entry
	sterndrives or 2 trim tabs				
3 pointer	3 MCM Alpha - V SSM sterndrives	N.L.A.	845765A 6		845766A 6
3 pointer	3 MCM VI - VII SSM sterndrives or 1 MCM sterndrive		845766A 6	N.L.A.	845765A 6
4 pointer	2 MCM Alpha - V SSM sterndrives and 2 trim tabs	844945A 1	844945A 6	844944A 1	844944A 6
4 pointer	2 MCM VI - VII SSM sterndrives and 2 trim tabs or	845983A 1	845983A 6	N.L.A.	N.L.A.
5 pointer	3 MCM Alpha - V SSM sterndrives and 2 trim tabs	845457A 1	845457A 6	N.L.A.	N.L.A.
5 pointer	3 MCM VI - VII SSM sterndrives and 2 trim tabs or	N.L.A.	N.L.A.	N.L.A.	N.L.A.

DIGITAL THROTTLE AND SHIFT REMOTE CONTROLS

CONTROLS-PANEL

PANEL MOUNT CONTROL-DTS (CHROME)



892984A01

The Panel Mount control features a chrome handle and incorporates start/stop and a throttle button in the grip. It also includes a built-in lanyard switch with cord and mounting hardware.

This control is designed for 2007 DTS engines and newer.

PANEL MOUNT CONTROL- DTS (BLACK)



892984A02

The Panel Mount control features a black handle and incorporates start/stop and a throttle button in the grip. It also includes a built-in lanyard switch with cord and mounting hardware.

This control is designed for 2007 DTS engines and newer.

BEZEL KIT



880861A 1

Woodgrain bezel

Fits all DTS and MPC 4000 panel mount remote controls. Pistol Grip two piece design and all side mount DTS controls.

BEZEL KIT



880861A 2

Burlwood Gold woodgrain bezel

Fits all DTS and MPC 4000 panel mount remote controls. Pistol Grip two piece design and all side mount DTS controls.

FOOT THROTTLE CONTROL

DTS HOT FOOT



893359K03

This feature allows for precise throttle control with a foot pedal. The use of the Hot Foot floor mounted foot throttle will allow the driver to operate with both hands on the steering wheel while operating the throttle with the Hot Foot.

SWITCH KIT- ON / OFF KIT



898259K01

This switch will allow you to turn the foot throttle on or off and has a light that will advise if it is on. The kit snaps into the current DTS Panel Mount controls.

This switch kit is designed for 2007 DTS applications and newer. To backfit to 2006 engines a DTS Command Module Harness is needed.

DIGITAL THROTTLE AND SHIFT REMOTE CONTROLS

CONTROLS-CONSOLE-SINGLE

SLIM BINACLE CONTROL WITH NO TRIM



8M0079290

The single engine DTS Electronic Remote Control (ERC) features include: Start stop button, Dock mode button, Helm transfer button, Throttle only function button and a Mercury global dimming button.

This control is designed for 2007 DTS engines and newer. This control is a non-trim control.

DTS-SLIM CONSOLE-SINGLE-TRIM



8M0079291

The single engine DTS Electronic Remote Control (ERC) features include: Start stop button, Dock mode button, Helm transfer button, Throttle only function button and a Mercury global dimming button.

This control is designed for 2007 DTS engines and newer.

CONTROLS-CONSOLE DUAL

DTS CONSOLE - DUAL - NON TRIM



8M0079286

The DTS dual handle Electronic Remote Control (ERC) features include: Throttle only button, Dock mode button, 1 Lever Mode button, Helm transfer button, Sync button, Mercury global dimming, individual engine trim buttons on the pad and a Neutral indicator light.

This control is a non-trim control.

This control is designed for 2007 DTS engines and newer. Dual engine application.

DTS CONSOLE - DUAL - W/TRIM



8M0096751

The DTS dual handle Electronic Remote Control (ERC) features include: Throttle only button, Dock mode button, 1 Lever Mode button, Helm transfer button, Sync button, Mercury global dimming, individual engine trim buttons on the pad and a Neutral indicator light. This control also features a Trim-all engine function which is located on the port handle.

This control is designed for 2007 DTS engines and newer. Dual engine application.

TRIPLE/ QUAD- CONTROLS

DTS CONSOLE - TRIPLE - W/TRIM



8M0096752

The DTS dual handle Electronic Remote Control (ERC) features include: Throttle only button, Dock mode button, 1 Lever Mode button, Helm transfer button, Sync button, Mercury global dimming, individual engine trim buttons on the pad and a Neutral indicator light. This control also features a Trim-all engine function which is located on the port handle.

This control is designed for 2007 DTS engines and newer. Triple engine application.

DTS CONSOLE - QUAD - W/TRIM



8M0096753

The DTS dual handle Electronic Remote Control (ERC) features include: Throttle only button, Dock mode button, 1 Lever Mode button, Helm transfer button, Sync button, Mercury global dimming, individual engine trim buttons on the pad and a Neutral indicator light. This control also features a Trim-all engine function which is located on the port handle.

This control is designed for 2007 DTS engines and newer. Quad engine application.

CONTROLS-YACHT

DTS YACHT CONTROL- DUAL ENGINES



889231A01

This Yacht control allows both throttle and shifting from single handles for dual engine installations. The control features includes: Throttle only button, Dock mode button, 1 Lever Mode button, Helm transfer button, and a Sync button. This control is designed for 2007 DTS engines and newer.

DTS YACHT CONTROL THROTTLE/THROTTLE



889231A04

This Yacht control features 2 Throttle/Throttle levers to be used in conjunction with Yacht control - Shift/Shift levers. This control is designed for 2007 DTS engines and newer.

DTS YACHT CONTROL SHIFT/SHIFT

889231A05

This Yacht control features 2 Shift/Shift levers to be used in conjunction with Yacht control - Throttle/Throttle levers. This control is designed for 2007 DTS engines and newer.

SPORTFISH CONTROL



87775A26

The Sport Fish control is ideal for center console applications. This control allows side mounting of the control onto the helm. This control is designed for 2007 DTS engines and newer.

DTS TRACK PADS

DASH MOUNTED CAN TRACK PAD



87-889305T01

Dash mounted CAN track pad that allows all the functions that are present with the controls but mounted on the dash. Ideal for use with Yacht controls. Track pad functions include Warm Up, Dock, 1 Lever Mode, Helm Transfer, Sync, Troll, Neutral Indicator and + and - for user control. Gen I (2007) DTS engines and newer

CONSOLE MOUNTED CAN TRACK PAD

87-899178T01

Gen I (2007) and newer

REMOTE DASH PAD-SMARTTOW



87-889305T02

Remote Dash Pad provides a solution for hard-to-reach gauge installations by allowing the user to remotely navigate between VesselView, SC1000 Tach, SC1000 Speed, and new MercMonitor gauges. For tow sport applications, the pad also allows direct access to SmartTow® functionality by providing a dedicated On/Off button.

Navigate seamlessly between SC1000 Tach & Speed, VesselView and MercMonitor.

ZERO EFFORT CONTROLS

ZERO EFFORT DIGITAL CONTROL



8M0030501

Top mounted 2 lever digital throttle and shift (DTS) remote control. 1 shift lever (black knob) and 1 throttle lever (red knob).

For use with Race outboards and stern drive engines equipped with DTS.

DIGITAL THROTTLE AND SHIFT REMOTE CONTROLS

ZERO EFFORT DIGITAL CONTROL



8M0085477

Top mounted 2 lever digital throttle/shift remote control. Both levers have red knobs. Starboard mount.

For use with Race outboards and stern drive engines equipped with DTS (digital throttle and shift).

ZERO EFFORT DIGITAL CONTROL



8M0085481

Top mounted 2 lever digital shift/shift remote control. Both levers have black knobs. Port mount.

For use with Race outboards and stern drive engines equipped with DTS (digital throttle and shift).

ZERO EFFORT DIGITAL CONTROL



8M0085611

Top mounted 2 lever digital throttle and shift (DTS) remote control. Lever knobs are clear anodized.

For use with Race outboards and stern drive engines equipped with DTS.

ZERO EFFORT DIGITAL CONTROL



8M0085613

Top mounted 2 lever digital throttle/shift remote control. Lever knobs are clear anodized. Starboard mount.

For use with Race outboards and stern drive engines equipped with DTS (digital throttle and shift).

ZERO EFFORT DIGITAL CONTROL



8M0085615

Top mounted 2 lever digital shift/shift remote control. Lever knobs are clear anodized. Port mount.

For use with Race outboards and stern drive engines equipped with DTS (digital throttle and shift).

ZERO EFFORT DIGITAL CONTROL

8M0095632

Top mount 2 lever digital throttle and shift (DTS) remote control. Shift and throttle configuration. Shift lever has black knob and throttle lever has red knob. Port mount.

For use with Race outboards and stern drive engines equipped with DTS.

8M0095633

Top mount 2 lever digital throttle and shift (DTS) remote control. Shift and throttle configuration. All lever knobs are clear anodized. Port mount.

For use with Race outboards and stern drive engines equipped with DTS.

ZERO EFFORT DIGITAL CONTROL



8M0030499

Top mounted 4 lever digital throttle and shift (DTS) remote control. Shift/shift/throttle/throttle configuration. Shift levers have black knobs and throttle levers have red knobs. Starboard mount.

For use with Race outboards and stern drive engines equipped with DTS.

ZERO EFFORT DIGITAL CONTROL



8M0085491

Top mounted 4 lever digital throttle and shift (DTS) remote control. Shift/throttle/throttle/shift configuration. Shift levers have black knobs and throttle levers have red knobs. Starboard mount.

DIGITAL THROTTLE AND SHIFT REMOTE CONTROLS

ZERO EFFORT DIGITAL CONTROL



8M0085617

Top mounted 4 lever digital throttle and shift (DTS) remote control. Shift/shift/throttle/throttle configuration. All lever knobs are clear anodized. Starboard mount. For use with Race outboards and stern drive engines equipped with DTS.

ZERO EFFORT DIGITAL CONTROL



8M0085619

Top mounted 4 lever digital throttle and shift (DTS) remote control. Shift/throttle/throttle/shift configuration. All lever knobs are clear anodized. Starboard mount. For use with Race outboards and stern drive engines equipped with DTS.

ZERO EFFORT DIGITAL CONTROL



8M0085804

Top mounted 4 lever digital throttle and shift (DTS) remote control. Throttle/throttle/shift/shift configuration. Shift levers have black knobs and throttle levers have red knobs. Starboard mount. For use with Race outboards and stern drive engines equipped with DTS.

ZERO EFFORT DIGITAL CONTROL



8M0085806

Top mounted 4 lever digital throttle and shift (DTS) remote control. Throttle/throttle/shift/shift configuration. All lever knobs are clear anodized. Starboard mount. For use with Race outboards and stern drive engines equipped with DTS.

ZERO EFFORT DIGITAL CONTROL



8M0092088

Top mounted 4 lever digital throttle and shift (DTS) remote control. Shift/throttle/throttle/shift configuration. Shift levers have black knobs and throttle levers have red knobs. Port mount. For use with Race outboards and stern drive engines equipped with DTS.

ZERO EFFORT DIGITAL CONTROL



8M0092091

Top mounted 4 lever digital throttle and shift (DTS) remote control. Shift/throttle/throttle/shift configuration. All lever knobs are clear anodized. Port mount. For use with Race outboards and stern drive engines equipped with DTS.

HARNES ASY-ZERO EFFORT 2 LEVER CONTROLS



84-891963A01

Included in all Zero Effort Control kits
2004 and newer Models

EXTENSION HARNESS



84-8M8026041

7 ft. wiring extension harness for shift function. Labeled lever 1.
For use with Race DTS (digital throttle and shift) 14 pin data harnesses.

DIGITAL THROTTLE AND SHIFT REMOTE CONTROLS

EXTENSION HARNESS



84-8M8026042

7 ft. wiring extension harness for shift function. Labeled lever 2.
For use with Race DTS (digital throttle and shift) 14 pin data harnesses.

EXTENSION HARNESS



84-8M8026043

7 ft. length wiring extension harness for throttle function. Labeled lever 3.
For use with Race DTS (digital throttle and shift) 14 pin data harnesses.

EXTENSION HARNESS



84-8M8026044

7 ft. length wiring extension harness for throttle function. Labeled lever 4.
For use with Race DTS (digital throttle and shift) 14 pin data harnesses.

MECHANICAL REMOTE CONTROLS

MPC 4000 PANEL MOUNT REMOTE CONTROLS (GEN II)

The Panel Mount Controls are applicable for outboard and MCM/MIE engines. The handle is designed to provide optimal ergonomic use while the best-in-class mechanics offer smooth operation, improved responsiveness and increased strength. All panel mount controls have an integral lanyard stop switch which is sealed for water resistance. The power trim models incorporate a single rocker type trim switch in handle for ease of operation. These controls are mounted on starboard side only.

MPC PANEL-GEN II- FINGER RELEASE-O/B



8M0011213

The Panel Mount control features a black handle and comes with a 4ft. (1.22 m) trim harness with the 3 pin molex connector. All installations require a separate Ignition/Choke assembly and T/S cables to complete the installation. The neutral safety switch leads are 6.5 ft. (1.98 m) and have a bullet connector on the ends. The lanyard switch leads also have bullet style connector ends.

The control fits all current Mercury/Mariner outboards (with integral trim) and 1993 and newer Force outboards 40 HP and higher utilizing Mercury style cables (with power trim).

The control uses GEN II T/S cables.

Mercury Branded

MPC PANEL-GEN II- FINGER RELEASE-MCM/MIE



8M0011214

The Panel Mount control features a black handle and comes with a 4ft. (1.22 m) trim and trailer switch harness with the 4 pin molex connector. All installations require a separate Ignition/Choke assembly and T/S cables to complete the installation. The neutral safety switch leads are 6.5 ft. (1.98 m) and have a bullet connector on the ends. The lanyard switch leads also have bullet style connector ends. Must use Gen II Throttle/Shift cables. (897978A__)

The power trim extension harness also needs to be ordered separately: (84-817659T01 & 84-881125A1 = 4 pin Molex to traditional Mercury 3 blade P/T connector)

(84-865772T01 & 84-865772T02 = 4 pin Molex to the Packard 3 pin P/T connector)

Fits all current MCM and Mercury/Mariner 3.4L outboards with external trim cylinders.

Mercury Branded

MPC PANEL-GEN II- FINGER RELEASE-O/B NO TRIM



8M0011212

The Panel Mount control features a black handle and is designed for outboard engines w/o power trim. All installations require a separate Ignition/Choke assembly and T/S cables to complete the installation. The power trim adapter harness is included to convert 3 pin molex connector to the traditional 3 blade Mercury connector. The neutral safety switch leads are 6.5 ft. (1.98 m) long and have bullet connectors on the ends. The lanyard switch leads also have bullet connectors on the ends.

Used on Outboard engines only - Non Trim versions
The control must use GEN II T/S cables.

MPC PANEL-GEN II- FINGER RELEASE-MCM/MIE NO TRIM

8M0011215

The Panel Mount control features a black handle and is designed for MCM/MIE engines w/o power trim. All installations require a separate Ignition/Choke assembly and T/S cables to complete the installation. The power trim adapter harness is included to convert 3 pin molex connector to the traditional 3 blade Mercury connector. The neutral safety switch leads are 6.5 ft. (1.98 m) long and have bullet connectors on the ends. The lanyard switch leads also have bullet connectors on the ends.

This control is designed for MIE and MCM engines.

The control must use GEN II T/S cables.

Mercury Branded

MPC PANEL-GEN II- FINGER RELEASE-O/B (CHROME)



8M0030550

The Panel Mount control features a chrome handle and comes with a 4ft. (1.22 m) trim harness with the 3 pin molex connector. All installations require a separate Ignition/Choke assembly and T/S cables to complete the installation. The neutral safety switch leads are 6.5 ft. (1.98 m) and have a bullet connector on the ends. The lanyard switch leads also have bullet style connector ends.

The control fits all current Mercury/Mariner outboards (with integral trim) and 1993 and newer Force outboards 40 HP and higher utilizing Mercury style cables (with power trim).

The control uses GEN II T/S cables.

Mercury Branded

MECHANICAL REMOTE CONTROLS

MPC PANEL-GEN II- FINGER RELEASE-MCM (CHROME)



8M0030551

The Panel Mount control features a chrome handle and comes with a 4ft. (1.22 m) trim and trailer switch harness with the 4 pin molex connector. All installations require a separate Ignition/Choke assembly and T/S cables to complete the installation. The neutral safety switch leads are 6.5 ft. (1.98 m) and have a bullet connector on the ends. The lanyard switch leads also have bullet style connector ends. Must use Gen II Throttle/Shift cables. (897978A__)

The power trim extension harness also needs to be ordered separately:
 (84-817659T01 & 84-881125A1 = 4 pin Molex to traditional Mercury 3 blade P/T connector)
 (84-865772T01 & 84-865772T02 = 4 pin Molex to the Packard 3 pin P/T connector)

Fits all current MCM and Mercury/Mariner 3.4L outboards with external trim cylinders.

Mercury Branded

PANEL MOUNT REMOTE CONTROL-GEN II- LOCK BAR



883710A02

The Panel Mount control features a chrome handle and comes with a 4ft. (1.22 m) trim harness with the 3 pin molex connector. All installations require a separate Ignition/Choke assembly and T/S cables to complete the installation. The neutral safety switch leads are 6.5 ft. (1.98 m) and have a bullet connector on the ends. The lanyard switch leads also have bullet style connector ends.

The control fits all current Mercury/Mariner outboards (with integral trim) and 1993 and newer Force outboards 40 HP and higher utilizing Mercury style cables (with power trim).

The control uses GEN II T/S cables.

Mercury Branded

883710A03

The Panel Mount control features a chrome handle and comes with a 4ft. (1.22 m) trim and trailer switch harness with the 4 pin molex connector. All installations require a separate Ignition/Choke assembly and T/S cables to complete the installation. The neutral safety switch leads are 6.5 ft. (1.98 m) and have a bullet connector on the ends. The lanyard switch leads also have bullet style connector ends. Must use Gen II Throttle/Shift cables. (897978A__)

The power trim extension harness also needs to be ordered separately:
 (84-817659T01 & 84-881125A1 = 4 pin Molex to traditional Mercury 3 blade P/T connector)
 (84-865772T01 & 84-865772T02 = 4 pin Molex to the Packard 3 pin P/T connector)

Fits all current MCM and Mercury/Mariner 3.4L outboards with external trim cylinders.

Mercury Branded

883710A01

The Panel Mount control features a chrome handle and is designed for outboard engines w/o power trim. All installations require a separate Ignition/Choke assembly and T/S cables to complete the installation. The power trim adapter harness is included to convert 3 pin molex connector to the traditional 3 blade Mercury connector. The neutral safety switch leads are 6.5 ft. (1.98 m) long and have bullet connectors on the ends. The lanyard switch leads also have bullet connectors on the ends.

Used on Outboard engines only - Non Trim versions.

The control uses GEN II T/S cables.

Mercury Branded

BEZEL KIT-CUSTOM UPGRADE



891648001

Woodgrain cover allows you to customize the look of your control. Snap out the black inner bezel and snap in the custom bezel to enrich the appearance of your control.

Use on 4000 Gen II Panel Mount controls- Lock Bar one piece design

BEZEL KIT-CUSTOM UPGRADE



891648002

Burlwood Gold Woodgrain cover allows you to customize the look of your control. Snap out the black inner bezel and snap in the custom bezel to enrich the appearance of your control.

Use on 4000 Gen II Panel Mount controls- Lock Bar one piece design

MCC 4500 CONSOLE MOUNT - SINGLE ENGINE (GEN II)

The single station console controls are applicable for outboard and MCM/MIE engines. The handle is designed to provide optimal ergonomic use while the best-in-class mechanics offer smooth operation, improved responsiveness and increased strength. The throttle only button is located at the base of handle.

CONSOLE MOUNT REMOTE CONTROL-GEN II



8M0060782

This control is designed for MIE inboards and outboards w/o power trim. All installations require an Ignition/Choke harness and T/S cables to complete the installation.

Fits MIE inboards and all current Mercury/Mariner outboards (without power trim) and 1993 and newer Force outboards 40 HP and higher utilizing Mercury style cables (without power trim).

8/9.9 FourStroke engines 2005 and newer will use GEN II/SAE Premium cables. 8/9.9 generation change above S/N OR192772 and 15/20 FourStroke will use Gen II T/S cables.

CONSOLE REMOTE CONTROL-GEN II-SINGLE



8M0059686

This control features a single trim switch in the port handle for trim and comes with the trim harness (attached to switch) with the white connector. All installations require an Ignition/Choke harness and T/S cables to complete the installation.

Fits all current Mercury/Mariner outboards (with integral trim) and 1993 and newer Force outboards 40 HP and higher utilizing Mercury style cables (with power trim). 8/9.9 FourStroke engines 2005 and newer and 8/9.9 generation change above S/N OR192772 and 15/20 FourStroke will use Gen II T/S Cable.

CONSOLE MOUNT REMOTE CONTROL-GEN II- W/O EXT



8M0060783

This control features a single trim switch in the port handle for trim and trailing and comes with the trim harness (attached to switch) with the white connector. All installations require an Ignition/Choke harness and T/S cables to complete the installation.

The control will need Power trim harness (4 pin Molex connector) and a 4 pin Molex to the packard 3 pin P/T connector.

This control will use GEN II T/S cables.

Fits all MCM applications.

SPACER KIT FOR 4500 SINGLE CONTROLS



98-8M0075237

Allows the control to be raised approximately 2 inches for applications that require clearance with handle movement

Used only with newer 8M0059686, 8M0060783 and 8M0060782 single handle consoles

RETRO KIT FOR SINGLE CONSOLE CONTROLS



8M0061334

This kit allows you to convert the housing and bracket on the older single handle control.

Single Handle Console Conversion Kit for older version to look like 8M0059686, 8M0060783, 8M0060782 models.

MECHANICAL REMOTE CONTROLS

MCC 4500 CONSOLE MOUNT - DUAL ENGINE (GEN II)

The single station dual handled console controls are applicable for outboard and MCM/MIE engines. The handles are designed to provide optimal ergonomic use while the best-in-class mechanics offer smooth operation, improved responsiveness and increased strength. The throttle only button is located at the base of the handle.

CONSOLE MOUNT REMOTE CONTROL-GEN II



8M0075244

This control is designed for dual MIE inboards & outboards w/o power trim. All installations require an Ignition/Choke assembly and T/S cables to complete the installation.

This control fits MIE inboards and all current Mercury/Mariner outboards (without power trim), and 1993 and newer Force outboards 40 HP and higher utilizing Mercury style cables (without power trim).

Must use Gen II T/S cables for the installation.

CONSOLE REMOTE CONTROL-GEN II-DUAL



8M0075245

This control features a single trim switch in the port handle for simultaneous dual engine trim and trawling. There are individual engine trim buttons in the cover. All installations require an Ignition/Choke assembly and T/S cables to complete the installation.

This control fits all current Mercury/Mariner outboards (with integral trim) and 1993 and newer Force outboards 40 HP and higher utilizing Mercury style cables (with power trim).

Must use GEN II T/S cables.

CONSOLE MOUNT REMOTE CONTROL-GEN II



8M0075246

This control features a single trim switch in the port handle for simultaneous dual engine trim and trawling. There are individual trim buttons in the cover. All installations require T/S cables to complete the installation.

The control will need Power trim harness, 4 pin Molex connector to the Packard 3 pin connector 84-865772T01 or T02

This control will use GEN II T/S cables.

Fits all MCM applications.

SPACER KIT FOR 4500 DUAL CONTROLS



8M0085790

The spacer will raise the control approximately 2 in. for the applications that require clearance with handle movement.

Used only with 8M0075244, 8M0075245, 8M0075246 dual handle console controls.

RETRO KIT FOR DUAL CONSOLE CONTROLS



8M0085733

This kit will allow you to convert the housing and bracket of older style dual consoles to resemble current dual console mount controls.

Dual Handle Conversion Kits for older version to look like 8M0075244, 8M0075245, 8M0075246 models.

MSC 4000 SIDE MOUNT - ELECTRIC, POWER TRIM

These controls provide a smooth shift/load feel and an improved aesthetics. The control utilizes a 14 pin connector wiring harness and lanyard stop switch. The power trim models incorporate a single rocker type trim/trailer switch in the handle. This control is not for use with engines that have counter rotating lower units. Older engines may require a harness adapter.

SIDE MOUNT REMOTE CONTROL-14 PIN

Image not Available.

8M0138640

This control features a handle mounted power trim switch and a 15 ft. (4.58 m) harness with 14 pin Deutsch connector. The control will connect to the engine models below without the use of an adapter harness.

For 2006 and newer non DTS 25-300 HP Outboard engines. GEN II cables must be used.

8M0138641

This control features a handle mounted power trim switch and a 20 ft. (6.1 m) harness with 14 pin Deutsch connector. The control will connect to the engine models below without the use of an adapter harness.

For 2006 and newer non DTS 25-300 HP Outboard engines. GEN II cables must be used.

SIDE MOUNT REMOTE CONTROL- 8 PIN TRADITIONAL

8M0103452

This control features a handle mounted power trim switch, 15 ft. (4.58 m) harness, built-in warning horn and power trim leads for front mount switch. Fits all current Mercury/Mariner outboards (with integral power trim) and 1993 and newer Force outboards 40 HP and higher utilizing Mercury style cables (with power trim). When used with MY2005 and newer 8/9.9/15/20 FourStroke outboards an adapter harness is required.

For MY2005 and newer 8/9.9 FourStroke outboards SAE T/S cables must be used. GEN II cables must be used.

8M0103453

This control features a handle mounted power trim switch, 20 ft. (6.1 m) harness, built-in warning horn and includes power trim leads for front mount switch.

Fits all current Mercury/Mariner outboards (with integral power trim) and 1993 and newer Force outboards 40 HP and higher utilizing Mercury style cables (with power trim). When used with MY2005 and newer 8/9.9, 15/20 FourStroke outboards an adapter harness is required.

For MY2005 and newer 8/9.9 FourStroke outboards SAE T/S cables must be used. GEN II cables must be used.

SIDE MOUNT REMOTE CONTROL- 10 PIN AMP

8M0103449

This control features a handle mounted power trim switch, 15 ft. (4.58 m) harness with Amp 10-pin connector. The control will connect to the engine models below without the use of an adapter.

Used on MY2005 and newer, 8/9.9, 15/20 FourStroke engines with electric start and power trim.

For 8/9.9 FourStroke engines generation change above S/N OR192772 and 15/20 FourStroke engines will use GEN I cables.

GEN II cables must be used on other engines.

SIDE MOUNT REMOTE CONTROL- 14 PIN AMP

8M0138643

This control features a handle mounted power trim switch, 15 ft. (4.58 m) harness with Amp 14-pin connector. The control will connect to the engine models below without the use of an adapter.

Fits all current Mercury/Mariner outboards 6 HP and above and 1993 and newer Force outboards 40 HP and above (with power trim).

GEN II cables must be used.

SIDE MOUNT REMOTE CONTROL

8M0103450

This control features a handle mounted power trim switch, 20 ft. (6.1 m) harness with Amp 10-pin connector. The control will connect to the engine models below without the use of an adapter harness.

Used on MY2005 and newer, 8/9.9, 15/20 FourStroke engines with electric start and power trim.

For 8/9.9 FourStroke engines generation change above S/N OR192772 and 15/20 FourStroke engines will use GEN I cables.

GEN II cables must be used on other engines.

SIDE MOUNT REMOTE CONTROL-14 PIN (PORT SIDE MOUNT)



8M0053636

This side mount control is for mounting on the port side and controlling with the left hand. This control features a handle mounted power trim switch and 15ft.(4.58m) harness with 14 pin Deutsche connector.

For 2006 and newer non DTS 25-300 HP Outboard engines.

GEN I cables must be used.

No Adapter harness required.

SIDE MOUNT REMOTE CONTROL-14 PIN



881170A13

Has a handle mounted power trim switch and a 15 ft. (4.58 m) harness with 14 pin Deutsche connector and will direct connect to the engine models below without the use of an adapter harness.

Ref. Throttle/shift cable Gen I - 897977A. Throttle/Shift cables (896143A) for MY2005 and newer 8/9.9 FourStroke outboards. 8-9.9 4 Stroke engines generation change above S/N OR192772 and new 15/20 4 Stroke engines will use Gen I series T/S Cables

2006 - 25- 300 HP 4 Stroke Any engine that has the 14 pin connector from the primary harness. Gen I cables are required with this control

881170A14

Has a handle mounted power trim switch and a 20 ft. (6.1 m) harness with 14 pin Deutsche connector and will direct connect to the engine models below without the use of an adapter harness.

Ref. Throttle/shift cable Gen I - 897977A. Throttle/Shift cables (896143A) for MY2005 and newer 8/9.9 FourStroke outboards. 8-9.9 4 Stroke engines generation change above S/N OR192772 and new 15/20 4 Stroke engines will use Gen I series T/S Cables

2006 - 25- 300 HP 4 Stroke Any engine that has the 14 pin connector from the primary harness. Gen I cables are required with this control

MECHANICAL REMOTE CONTROLS

SIDE MOUNT REMOTE CONTROL- 8 PIN TRADITIONAL



881170A15

This control features a handle mounted power trim switch, 15 ft. (4.58 m) harness, built-in warning horn and power trim leads for front mount switch. Fits all current Mercury/Mariner outboards (with integral power trim) and 1993 and newer Force outboards 40 HP and higher utilizing Mercury style cables (with power trim). When used with MY2005 and newer 8/9.9/15/20 FourStroke outboards an adapter harness is required. For MY2005 and newer 8/9.9 FourStroke outboards SAE T/S cables must be used. GEN I cables must be used.

881170A20

This control features a handle mounted power trim switch, 20 ft. (6.1 m) harness, built-in warning horn and includes power trim leads for front mount switch. Fits all current Mercury/Mariner outboards (with integral power trim) and 1993 and newer Force outboards 40 HP and higher utilizing Mercury style cables (with power trim). When used with MY2005 and newer 8/9.9, 15/20 FourStroke outboards an adapter harness is required. For MY2005 and newer 8/9.9 FourStroke outboards SAE T/S cables must be used. GEN I cables must be used.

SIDE MOUNT REMOTE CONTROL- 10 PIN AMP



881170A10

This control features a handle mounted power trim switch, 15 ft. (4.58 m) harness with Amp 10-pin connector. The control will connect to the engine models below without the use of an adapter. Used on MY2005 and newer, 8/9.9, 15/20 FourStroke engines with electric start and power trim. For 8/9.9 FourStroke engines generation change above S/N OR192772 and 15/20 FourStroke engines will use GEN I cables. GEN I cables must be used on other engines.

SIDE MOUNT REMOTE CONTROL

881170A11

This control features a handle mounted power trim switch, 20 ft. (6.1 m) harness with Amp 10-pin connector. The control will connect to the engine models below without the use of an adapter. Used on MY2005 and newer, 8/9.9, 15/20 FourStroke engines with electric start and power trim. For 8/9.9 FourStroke engines generation change above S/N OR192772 and 15/20 FourStroke engines will use GEN I cables. GEN I cables must be used on other engines.

REMOTE CONTROL ADAPTER HARNESS



84 892473A01

Converts the traditional Mercury connector to an Amp 8-pin connector. Converts side mount controls 881170A 3, 15, 16 and the 816626A series ignition keyswitch harness to connect to the MY2005 and newer 8/9.9 hp. FourStroke outboard. MY2005 and newer 8/9.9 hp. FourStroke outboard and the 15/20 hp. FourStroke (351cc) outboard when a 8 pin side mount control or keyswitch harness is used.

HARNESS EXTENSION- 10 PIN



84 8M0058668

This harness extension will allow you to increase the length by 6 feet of the 10 pin drop for instruments. The extension will work with Side Mount controls as well as any 896537 series main engine / boat harness.

MSC 4000 SIDE MOUNT - ELECT, NON-POWER TRIM

The 8M0083860 is not "push to choke" and has a 14 pin connector wiring harness, lanyard stop, throttle only feature. This control also requires Gen II throttle and shift cables, is starboard mounted and not stackable. The remainder of controls 881170A3, 881170A5, 881170A7, 881170A12 can be mounted starboard or port side and are stackable. They offer "push to choke" ignition switch, 8 pin connector wiring harness, lanyard stop switch, separate neutral warm-up lever and requires Gen I throttle and shift cables. All controls have a 5 pin accessory plug for tachometer and an adjustable throttle friction. These controls are not for use with engines that have counter rotating lower units. Older engines may require an adapter harness.

SIDE MOUNT REMOTE CONTROL- 14 PIN

Image not Available.

8M0138642

This control features non - power trim and a 15ft. (4.58m) harness with 14 pin Deutsch connector. Fits all current Mercury/Mariner Outboards 6 HP and above (without power trim), and 1993 and newer Force Outboards 40 HP and higher utilizing Mercury cables (without power trim). When used with a MY2005 and newer 8/9.9, 15/20 FourStroke Outboard an Adapter harness is required. 2 pin connector is now included to allow for use of SmartCraft accessories with analog gauges. Gen II cable must be used.

SIDE MOUNT REMOTE CONTROL

8M0103451

This control features a non - trim handle and a 15 ft. (4.58 M) harness with Amp connector and will direct connect to the engine models below without the use of an Adapter harness.

For MY2005 and newer, 8/9.9, 15/20 HP FourStroke Outboards with electric start and non-trim.

For MY2005 and newer 8/9.9 FourStroke Outboards SAE T/S cables must be used.

For 8/9.9 FourStroke engines generation change above S/N OR192772 and 15/20 FourStroke engines will use GEN I cables.

GEN II cables must be used on other engines.

8M0103454

This control features a non-power trim handle, 15 ft.(4.58 m) harness and built-in warning horn.

Fits all current Mercury/Mariner Outboards 6 HP and above (without power trim) and 1993 and newer Force Outboards 40 HP and higher utilizing Mercury style cables (with power trim).

For MY2005 and newer 8/9.9 FourStroke Outboards SAE T/S cables must be used.

For 8/9.9 FourStroke engines generation change above S/N OR192772 and 15/20 FourStroke engines will use GEN I cables.

When used with a MY2005 and newer 8/9.9, 15/20 FourStroke Outboard an Adapter harness is required.

GEN II cables must be used on other engines.

SIDE MOUNT REMOTE CONTROL- 14 PIN



881170A16

For non-power trim models, 15 ft.(4.58 m) harness and built-in warning horn. New design with soft grip. Ref. Throttle/shift cable Gen I - 897977A___. Throttle/Shift cables (896143A) for MY2005 and newer 8/9.9 FourStroke outboards. 8-9.9 4 Stroke engines generation change above S/N OR192772 and new 15/20 4 Stroke engines will use Gen I series T/S Cables

Fits all current Mercury/Mariner outboards 6 hp. and above (without power trim), and 1993 and newer Force outboards 40 hp and higher utilizing Mercury style cables (with power trim). When used with a MY2005 and newer 8/9.9/15/20 FourStroke outboard an adapter harness 892473A01 is required. Gen I cable must be used with this control

SIDE MOUNT REMOTE CONTROL



881170A 3

This control features a non-power trim handle, 15 ft.(4.58 m) harness and built-in warning horn.

Fits all current Mercury/Mariner Outboards 6 HP and above (without power trim) and 1993 and newer Force Outboards 40 HP and higher utilizing Mercury style cables (with power trim).

For MY2005 and newer 8/9.9 FourStroke Outboards SAE T/S cables must be used.

For 8/9.9 FourStroke engines generation change above S/N OR192772 and 15/20 FourStroke engines will use GEN I cables.

When used with a MY2005 and newer 8/9.9, 15/20 FourStroke Outboard an Adapter harness is required.

GEN I cables must be used on other engines.

881170A 5

This control features a non - powered trim handle with a 15 ft.(4.58 m) harness. This control does not have a warning horn and features push throttle cable operation.

Fits Mercury/Mariner Outboards 20/25 HP (U.S. S/N 0G044026 and below; Belgium S/N 9807908 and below). GEN I cables must be used.

SIDE MOUNT REMOTE CONTROL



881170A 7

This control features a non - power trim handle with a 15 ft.(4.58 m) harness. This control does not have a warning horn.

Fits Mariner 30 to 55 HP (Japanese origin) except 30/40 HP (2 cyl.) with integral oil injection.

GEN I cables must be used.

SIDE MOUNT REMOTE CONTROL



881170A12

This control features a non - trim handle and a 15 ft. (4.58 M) harness with Amp connector and will direct connect to the engine models below without the use of an Adapter harness.

For MY2005 and newer, 8/9.9, 15/20 HP FourStroke Outboards with electric start and non-trim.

For MY2005 and newer 8/9.9 FourStroke Outboards SAE T/S cables must be used.

For 8/9.9 FourStroke engines generation change above S/N OR192772 and 15/20 FourStroke engines will use GEN I cables.

GEN I cables must be used on other engines.

MECHANICAL REMOTE CONTROLS

MSC 4000 SIDE MOUNT - MANUAL START, W/ SWITCH

These controls are for Outboard engines and can be mounted on the Port or Starboard side. These controls feature an ignition stop switch and lanyard stop switch only.

SIDE MOUNT REMOTE CONTROL



881170A 4

This control is for manual start models and has a 20 ft.(6.1 m) harness. The control features a Toggle switch for remote shut off of the engine.

Fits current pull style throttle, manual start Mercury/Mariner 6/25 HP, 30/40 HP (2 cyl.- U.S. origin), 40 (3 & 4 cyl.) to 45 HP, 8/9.9, 15/20 HP FourStroke models (1996 and newer), and Force 25 HP (3 cyl.)

For MY2005 and newer 8/9.9 FourStroke Outboards SAE T/S cables must be used.

For 8/9.9 FourStroke engines generation change above S/N OR192772 and 15/20 FourStroke engines will use GEN I cables.

GEN I cables must be used on other engines.

881170A 6

This control is for manual start models and has a 20 ft.(6.1 m) harness. This control features a push throttle cable operation and a Toggle switch for remote shut off of the engine.

Fits older push style throttle Mercury/Mariner 20/25 HP (U.S. S/N 0G044026 and below; Belgium S/N 9807908 and below) and Force 9.9/15 HP (1997 and older).

MSC 4000 SIDE MOUNT - MANUAL START W/ NO SWITCH

These controls are for Outboard engines and can be mounted on the Port or Starboard side. The controls do not include switches or harness.

SIDE MOUNT REMOTE CONTROL



881170A 8

This control is for manual start models.

Fits Mercury/Mariner 4/5 HP and Mariner 8/55 HP (2 cyl.)

GEN I cables must be used.

MSC 4000 SIDE MOUNT - ACCESSORIES

DUAL ENGINE MOUNT KIT



16909A 2

This kit contains all necessary hardware for mounting or stacking two controls together for dual engine installations.

REMOTE CONTROL SPACER PLATE



17063T

Included with Commander 2000/MSC 4000 side mount control. Generally, one spacer is adequate for most installations; however, two or more can be stacked to provide additional side clearance. Measures 1/2 in.(13 mm) thick.

REMOTE CONTROL SPACER PLATE



8M0114782

Spacer is included with the side mount control and is adequate for most installations. However, additional spacers may be stacked to provide additional side clearance.

This spacer kit is used with the updated silver control box side mount controls only.

COMMANDER SERIES CONSOLE MOUNT - SINGLE ENGINE

The control has an adjustable throttle friction and neutral detent. Power trim models incorporate a single toggle type trim switch in handle and trim harness.

CONSOLE MOUNT REMOTE CONTROL



88688A25

Comes with 4 ft. (1.22 m) trim harness. All installations require a separate Ignition/Choke assembly and Throttle/Shift Cables to complete the installation. Ref throttle/shift cables 897977A__ (adapter for 3 pin P/T - 84-898286T01)

Fits all current Mercury / Mariner outboards (with integral power trim), and 1993 and newer Force outboards 40 hp and higher utilizing Mercury style cables (with power trim).

CONSOLE MOUNT REMOTE CONTROL



88688A26

Comes with 20 ft. (6.1 m) trim harness and trailer switch. All installations require a separate Ignition Switch and Throttle/Shift Cables to complete the installation. Ref throttle/shift cables 897977A__

Fits all MCM/MIE and Mercury/Mariner 3.4L outboards with external trim cylinders.

CONSOLE MOUNT REMOTE CONTROL



88688A27

For non-power trim models. All installations require a separate Ignition/Choke assembly and Throttle/Shift Cables to complete the installation. Ref throttle/shift cables 897977A__

Fits all current Mercury / Mariner outboards (without power trim), and 1993 and newer Force outboards 40 hp and higher utilizing Mercury style cables (without power trim).

COMMANDER SERIES CONSOLE MOUNT - DUAL ENGINE

The control has an adjustable throttle friction and neutral detent.

CONSOLE MOUNT REMOTE CONTROL



88688A22

Comes with 4 ft. (1.22 m) trim harness. All installations require a separate Ignition/Choke assembly and Throttle/Shift Cables to complete the installation. Ref throttle/shift cables 897977A__

Fits all current Mercury / Mariner outboards (with integral power trim), and 1993 and newer Force outboards 40 hp and higher utilizing Mercury style cables (with power trim).

CONSOLE MOUNT REMOTE CONTROL



88688A23

Comes with 20 ft. (6.1 m) trim harness and trailer switch. All installations require a separate Ignition Switch and Throttle/Shift Cables to complete the installation. Ref throttle/shift cables 897977A__

Fits all MCM/MIE and Mercury/Mariner 3.4L outboards with external trim cylinders. Mercury Branded

CONSOLE MOUNT REMOTE CONTROL



88688A24

For non-power trim models. All installations require a separate Ignition/Choke assembly and Throttle/Shift Cables to complete the installation. Ref throttle/shift cables 897977A__

Fits all current Mercury / Mariner outboards (without power trim), and 1993 and newer Force outboards 40 hp and higher utilizing Mercury style cables (without power trim).

MECHANICAL REMOTE CONTROLS

JET DRIVE REMOTE CONTROLS

Must be used with Sport Jet due to the design of the jet drive. This is due to strength and mounting requirements. Any substitutions must meet ABYC/Coast Guard standards for mini jet boats.

SIDE MOUNT REMOTE CONTROL



802755

Forward or aft cable entry. Accepts 40 series shift cables. Fits Sport-Jet 175 and may be used on 90/95/120 applications with Remote Control Conversion Kit 850698A 1. Also fits 200 OptiMax, 210 & 240 EFI Jet Drives.

REMOTE CONTROL CONVERSION KIT



850698A 1

Allows the use of remote control 802755 and 40 series shift cables 853951A__ to be used on Sport-Jet 90/95/120 applications.

ZERO EFFORT REMOTE CONTROLS

Starboard mounted FWD CANT controls can be rotated 180 degrees and installed in port mounted AFT CANT configuration. Likewise, starboard mounted AFT CANT controls can be rotated 180 degrees and installed in port mounted FWD CANT configuration. All controls with shift levers include a neutral safety switch for start in gear protection. Controls with trim switch are for starboard installation only. All levers are listed in left to right configurations. Order F5H208/ __ or 64-820676A __ series cables separately.

ZERO EFFORT CONTROL

844461A30

1 throttle lever/ Black/ FWD CANT (no trim)
Fits Mercury/Mariner and MCM/MIE.

844461A50

1 throttle lever/ White/ FWD CANT (no trim)
Fits Mercury/Mariner and MCM/MIE.

844629A30

1 shift lever/ Black/ FWD CANT (no trim)
Fits Mercury/Mariner and MCM/MIE.

ZERO EFFORT CONTROL



844629A50

1 shift lever/ White/ FWD CANT (no trim)
Fits Mercury/Mariner and MCM/MIE.

ZERO EFFORT CONTROL

844461A60

1 throttle lever/ Black/ FWD CANT (w/ trim)
Fits Mercury/Mariner and MCM/MIE.

ZERO EFFORT CONTROL



844461A70

1 throttle lever/ White/ FWD CANT (w/ trim)
Fits Mercury/Mariner and MCM/MIE.

ZERO EFFORT CONTROL

844461A80

1 throttle lever/ Black/ AFT CANT (w/ trim)
Fits Mercury/Mariner and MCM/MIE.

844461A90

1 throttle lever/ White/ AFT CANT (w/ trim)
Fits Mercury/Mariner and MCM/MIE.

ZERO EFFORT CONTROL



844630A31

2 levers - 1 shift & 1 throttle/ Black/ FWD CANT (no trim)
Fits Mercury/Mariner and MCM/MIE.

ZERO EFFORT CONTROL



844630A51

2 levers - 1 shift & 1 throttle/ White/ FWD CANT (no trim)
Fits Mercury/Mariner and MCM/MIE.

ZERO EFFORT CONTROL

844630A52

2 levers - 1 throttle & 1 shift/ White/ FWD CANT (no trim)
Fits Mercury/Mariner and MCM/MIE.

ZERO EFFORT CONTROL



844464A30

2 throttle levers / Black/ FWD CANT (no trim)
Fits Mercury/Mariner and MCM/MIE.

ZERO EFFORT CONTROL

844464A50

2 throttle levers / White/ FWD CANT (no trim)
Fits Mercury/Mariner and MCM/MIE.

ZERO EFFORT CONTROL



844631A30

2 shift levers / Black/ FWD CANT (no trim)
Fits Mercury/Mariner and MCM/MIE.

ZERO EFFORT CONTROL



844631A50

2 shift levers / White/ FWD CANT (no trim)
Fits Mercury/Mariner and MCM/MIE.

ZERO EFFORT CONTROL



844630A61

2 levers - 1 shift & 1 throttle/ Black/ FWD CANT (w/ trim)
Fits Mercury/Mariner and MCM/MIE.

ZERO EFFORT CONTROL



844630A71

2 levers - 1 shift & 1 throttle/ White/ FWD CANT (w/ trim)
Fits Mercury/Mariner and MCM/MIE.

ZERO EFFORT CONTROL



844630A81

2 levers - 1 shift & 1 throttle/ Black/ AFT CANT (w/ trim)
Fits Mercury/Mariner and MCM/MIE.

MECHANICAL REMOTE CONTROLS

ZERO EFFORT CONTROL



844630A91

2 levers - 1 shift & 1 throttle / White/ AFT CANT (w/ trim)
Fits Mercury/Mariner and MCM/MIE.

ZERO EFFORT CONTROL



844630A62

2 levers - 1 throttle & 1 shift/ Black/ FWD CANT (w/ trim)
Fits Mercury/Mariner and MCM/MIE.

ZERO EFFORT CONTROL



844630A72

2 levers - 1 throttle & 1 shift/ White/ FWD CANT (w/ trim)
Fits Mercury/Mariner and MCM/MIE.

ZERO EFFORT CONTROL

844630A82

2 levers - 1 throttle & 1 shift/ Black/ AFT CANT (w/ trim)
Fits Mercury/Mariner and MCM/MIE.

ZERO EFFORT CONTROL



844630A92

2 levers - 1 throttle & 1 shift/ White/ AFT CANT (w/ trim)
Fits Mercury/Mariner and MCM/MIE.

ZERO EFFORT CONTROL

844464A60

2 throttle levers / Black/ FWD CANT (w/ trim)
Fits Mercury/Mariner and MCM/MIE.

ZERO EFFORT CONTROL



844464A70

2 throttle levers / White/ FWD CANT (w/ trim)
Fits Mercury/Mariner and MCM/MIE.

ZERO EFFORT CONTROL

844464A80

2 throttle levers / Black/ AFT CANT (w/ trim)
Fits Mercury/Mariner and MCM/MIE.

ZERO EFFORT CONTROL



844464A90

2 throttle levers / White/ AFT CANT (w/ trim)
Fits Mercury/Mariner and MCM/MIE.

ZERO EFFORT CONTROL



844466A30

3 throttle levers / Black/ FWD CANT (no trim)
Fits Mercury/Mariner and MCM/MIE.

ZERO EFFORT CONTROL

844466A50

3 throttle levers / White/ FWD CANT (no trim)
Fits Mercury/Mariner and MCM/MIE.

844633A30

3 shift levers / Black/ FWD CANT (no trim)
Fits Mercury/Mariner and MCM/MIE.

ZERO EFFORT CONTROL



844466A60

3 throttle levers / Black/ FWD CANT (w/ trim)
Fits Mercury/Mariner and MCM/MIE.

ZERO EFFORT CONTROL



844466A70

3 throttle levers / White/ FWD CANT (w/ trim)
Fits Mercury/Mariner and MCM/MIE.

ZERO EFFORT CONTROL

844466A80

3 throttle levers / Black/ AFT CANT (w/ trim)
Fits Mercury/Mariner and MCM/MIE.

844466A90

3 throttle levers / White/ AFT CANT (w/ trim)
Fits Mercury/Mariner and MCM/MIE.

ZERO EFFORT CONTROL



844632A33

4 levers - 1 shift & 2 throttle & 1 shift/ Black/ FWD CANT (no trim)
Fits Mercury/Mariner and MCM/MIE.

ZERO EFFORT CONTROL

844632A53

4 levers - 1 shift & 2 throttle & 1 shift/ White/ FWD CANT (no trim)
Fits Mercury/Mariner and MCM/MIE.

ZERO EFFORT CONTROL



844632A31

4 levers - 2 shift & 2 throttle/ Black/ FWD CANT (no trim)
Fits Mercury/Mariner and MCM/MIE.

ZERO EFFORT CONTROL



844632A51

4 levers - 2 shift & 2 throttle/ White/ FWD CANT (no trim)
Fits Mercury/Mariner and MCM/MIE.

MECHANICAL REMOTE CONTROLS

ZERO EFFORT CONTROL



844632A32

4 levers - 2 throttle & 2 shift/ Black/ FWD CANT (no trim)
Fits Mercury/Mariner and MCM/MIE.

ZERO EFFORT CONTROL

844632A52

4 levers - 2 throttle levers & 2 shift levers/ White/ FWD CANT (no trim)
Fits Mercury/Mariner and MCM/MIE.

ZERO EFFORT CONTROL



844469A30

4 throttle levers/ Black/ FWD CANT (no trim)
Fits Mercury/Mariner and MCM/MIE.

ZERO EFFORT CONTROL

844469A50

4 throttle levers/ White/ FWD CANT (no trim)
Fits Mercury/Mariner and MCM/MIE.

ZERO EFFORT CONTROL



844635A30

4 shift levers/ Black/ FWD CANT (no trim)
Fits Mercury/Mariner and MCM/MIE.

ZERO EFFORT CONTROL

844635A50

4 shift levers/ White/ FWD CANT (no trim)
Fits Mercury/Mariner and MCM/MIE.

ZERO EFFORT CONTROL



844632A63

4 levers - 1 shift & 2 throttle & 1 shift/ Black/ FWD CANT (w/ trim)
Fits Mercury/Mariner and MCM/MIE.

ZERO EFFORT CONTROL



844632A73

4 levers - 1 shift & 2 throttle & 1 shift/ White/ FWD CANT (w/ trim)
Fits Mercury/Mariner and MCM/MIE.

ZERO EFFORT CONTROL

844632A83

4 levers - 1 shift & 2 throttle & 1 shift/ Black/ AFT CANT (w/ trim)
Fits Mercury/Mariner and MCM/MIE.

ZERO EFFORT CONTROL



844632A93

4 levers - 1 shift & 2 throttle & 1 shift/ White/ AFT CANT (w/ trim)
Fits Mercury/Mariner and MCM/MIE.

ZERO EFFORT CONTROL



844632A61

4 levers - 2 shift & 2 throttle/ Black/ FWD CANT (w/ trim)
Fits Mercury/Mariner and MCM/MIE.

ZERO EFFORT CONTROL



844632A62

4 levers - 2 throttle & 2 shift/ Black/ FWD CANT (w/ trim)
Fits Mercury/Mariner and MCM/MIE.

ZERO EFFORT CONTROL



844632A71

4 levers - 2 Shift & 2 throttle/ White/ FWD CANT (w/ trim) Stbd
Fits Mercury/Mariner and MCM/MIE.

ZERO EFFORT CONTROL



844632A72

4 levers - 2 throttle & 2 shift/ White/ FWD CANT (w/ trim)
Fits Mercury/Mariner and MCM/MIE.

ZERO EFFORT CONTROL



844632A81

4 levers - 2 shift & 2 throttle/ Black/ AFT CANT (w/ trim)
Fits Mercury/Mariner and MCM/MIE.

ZERO EFFORT CONTROL



844632A82

4 levers - 2 throttle & 2 shift/ Black/ AFT CANT (w/ trim)
Fits Mercury/Mariner and MCM/MIE.

ZERO EFFORT CONTROL



844632A91

4 levers - 2 Shift & 2 Throttle/ White/ AFT CANT (w/ trim)
Fits Mercury/Mariner and MCM/MIE.

ZERO EFFORT CONTROL

844632A92

4 levers - 2 throttle & 2 shift/ White/ AFT CANT (w/ trim)
Fits Mercury/Mariner and MCM/MIE.

844634A51

6 levers - 3 shift & 3 throttle/ White/ FWD CANT (no trim)
Fits Mercury/Mariner and MCM/MIE.

844634A52

6 levers - 3 throttle & 3 shift/ White/ FWD CANT (no trim)
Fits Mercury/Mariner and MCM/MIE.

MECHANICAL REMOTE CONTROLS

ZERO EFFORT CONTROL



844634A31

6 levers - 3 shift & 3 throttle/ Black/ FWD CANT (no trim)
Fits Mercury/Mariner and MCM/MIE.

ZERO EFFORT CONTROL



844634A32

6 levers - 3 throttle & 3 shift/ Black/ FWD CANT (no trim)
Fits Mercury/Mariner and MCM/MIE.

ZERO EFFORT CONTROL

844634A83

6 levers - 1 shift & 3 throttle & 2 shift/ Black/ AFT CANT (w/ trim)
Fits Mercury/Mariner and MCM/MIE.

844634A93

6 levers - 1 shift & 3 throttle & 2 shift/ White/ AFT CANT (w/ trim)
Fits Mercury/Mariner and MCM/MIE.

844634A64

6 levers - 2 shift & 3 throttle & 1 shift/ Black/ FWD CANT (w/ trim)
Fits Mercury/Mariner and MCM/MIE.

ZERO EFFORT CONTROL



844634A74

6 levers - 2 shift & 3 throttle & 1 shift/ White/ FWD CANT (w/ trim)
Fits Mercury/Mariner and MCM/MIE.

ZERO EFFORT CONTROL

844634A84

6 levers - 2 shift & 3 throttle & 1 shift/ Black/ AFT CANT (w/ trim)
Fits Mercury/Mariner and MCM/MIE.

844634A94

6 levers - 2 shift & 3 throttle & 1 shift/ White/ AFT CANT (w/ trim)
Fits Mercury/Mariner and MCM/MIE.

ZERO EFFORT CONTROL



844634A61

6 levers - 3 shift & 3 throttle/ Black/ FWD CANT (w/ trim)
Fits Mercury/Mariner and MCM/MIE.

ZERO EFFORT CONTROL



844634A71

6 levers - 3 shift & 3 throttle/ White/ FWD CANT (w/ trim)
Fits Mercury/Mariner and MCM/MIE.

844634A81

6 levers - 3 shift & 3 throttle/ Black/ AFT CANT (w/ trim)
Fits Mercury/Mariner and MCM/MIE.

844634A91

6 levers - 3 shift & 3 throttle/ White/ AFT CANT (w/ trim)
Fits Mercury/Mariner and MCM/MIE.

ZERO EFFORT CONTROL



844634A62

6 levers - 3 throttle & 3 shift/ Black/ FWD CANT (w/ trim)
Fits Mercury/Mariner and MCM/MIE.

ZERO EFFORT CONTROL



844634A72

6 levers - 3 throttle & 3 shift/ White/ FWD CANT (w/ trim)
Fits Mercury/Mariner and MCM/MIE.

844634A82

6 levers - 3 throttle & 3 shift/ Black/ AFT CANT (w/ trim)
Fits Mercury/Mariner and MCM/MIE.

844634A92

6 levers - 3 throttle & 3 shift/ White/ AFT CANT (w/ trim)
Fits Mercury/Mariner and MCM/MIE.

CONTROL LEVER W/ TRIM



848924A 5

Starboard mounted/ Black/ FWD CANT/ (w/ trim). Updates standard control to trim switch feature. Diode kit is needed when updating from controls with no trim switches, to levers with trim switches on multiple engine boats. See Diode Kits.

CONTROL LEVER W/ TRIM



848924A 6

Starboard mounted/ White/ FWD CANT/ (w/ trim). Updates standard control to trim switch feature. Diode kit is needed when updating from controls with no trim switches, to levers with trim switches on multiple engine boats. See Diode Kits.

CONTROL LEVER W/ TRIM



848924A 7

Starboard mounted/ Black/ AFT CANT/ (w/ trim). Updates standard control to trim switch feature. Diode kit is needed when updating from controls with no trim switches, to levers with trim switches on multiple engine boats. See Diode Kits.

CONTROL LEVER W/ TRIM



848924A 8

Starboard mounted/ White/ AFT CANT/ (w/ trim). Updates standard control to trim switch feature. Diode kit is needed when updating from controls with no trim switches, to levers with trim switches on multiple engine boats. See Diode Kits.

DIODE KIT



812497T03

Prevents feedback in the down trim circuits between multiple engines. Also need to order Diode Kit 812497A 4.

Required and only used on boats with "dual" engines when updating zero effort control levers without trim switches to levers with trim switches.

DIODE KIT



812497A 4

Prevents feedback in the up trim circuits between multiple engines. Also need to order Diode Kit 812497A 3.

Required and only used on boats with "dual" engines when updating zero effort control levers without trim switches to levers with trim switches.

MECHANICAL REMOTE CONTROLS

DIODE KIT



812497A 5

Prevents feedback in the down trim circuits between multiple engines. Also need to order Diode Kit 812497A 6.

Required and only used on boats with "triple" engines when updating zero effort control levers without trim switches to levers with trim switches.

DIODE KIT



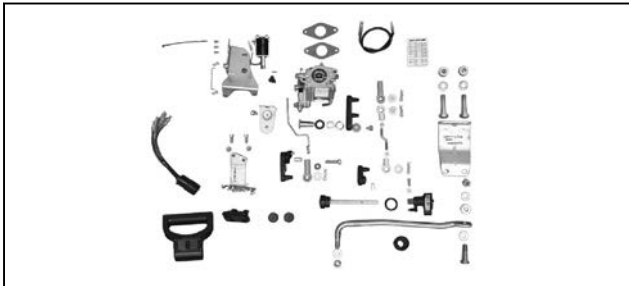
812497A 6

Prevents feedback in the up trim circuits between multiple engines. Also need to order Diode Kit 812497A 5.

Required and only used on boats with "triple" engines when updating zero effort control levers without trim switches to levers with trim switches.

REMOTE CONTROL CONVERSION KITS

REMOTE CONTROL CONVERSION KIT

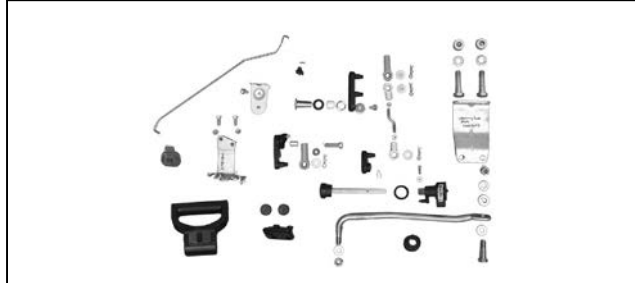


895284A01

Converts an electric start tiller handle outboard to an electric start remote throttle and shift operation. Suitable controls, throttle/shift cables and keyswitch harnessing are additionally required. The appropriate carburetor and the steering link rod attaching hardware are included in the kit.

Fits 9.9 hp. FourStroke, Model Year 2005-2006, both standard and BigFoot models requiring SAE ended throttle/shift cables. Serial Numbers JPN-0R042475-0R192771 & BEL-0P325500-0P513329.

REMOTE CONTROL CONVERSION KIT



895284A02

Converts a manual start tiller handle outboard to a manual start remote throttle and shift operation. Suitable controls, throttle/shift cables and stopswitch harnessing are additionally required. The steering link rod attaching hardware is included in the kit.

Fits 8/9.9 hp. FourStroke, Model Year 2005-2006, standard models requiring SAE ended throttle/shift cables. Serial Numbers JPN-0R042475-0R192771 & BEL-0P325500-0P513329.

REMOTE CONTROL CONVERSION KIT



889246A80

Converts an 8/9.9 hp. FourStroke MH (manual start tiller model) to a MRC (manual start remote control model).

Fits the 8/9.9 hp. FourStroke MH outboard, 209 cc., all calibrations requiring Mercury style ended throttle/shift cables.

REMOTE CONTROL CONVERSION KIT



889246A81

Converts a 9.9 hp. FourStroke EH (electric start tiller model) to a ERC (electric start remote control model). Remote controls and throttle/shift cables are required separate.

Fits the 9.9 hp. FourStroke EH outboard, 209 cc., EPA calibrations requiring Mercury style ended throttle/shift cables, JPN-0R192772 & newer.

REMOTE CONTROL CONVERSION KIT



889246A33

Remote control and throttle/shift cables are required separate. This kit converts an EH (electric start tiller) to an ERC (electric start remote control). Fits the 25-30 Hp EFI FourStroke Outboard, serial number 0R106999 & above.

REMOTE CONTROL CONVERSION KIT



889246A34

Remote control and throttle/shift cables are required separate. This kit converts an MH (manual start tiller) to an MRC (manual start remote control). Fits the 25-30 Hp EFI FourStroke Outboard, serial number 0R106999 & above.

REMOTE CONTROL CONVERSION KIT



880095A08

Converts an electric start tiller model to an electric start remote model. Suitable remote controls are required separate. Fits Mercury 40 hp (3 cylinder) FourStroke EFI outboards (CHN-1C049739 & above) and 40/50/60 hp (4 cylinder) FourStroke EFI outboards (CHN-1C050252 & above).

REMOTE CONTROL CONVERSION KIT



880095A11

Converts a 15 Hp. FourStroke outboard from an EH (electric tiller) model to an ERC (electric remote control) model. Remote controls, cables, etc. are not included in this kit. Power trim models require additional trim harness kit 84-856554A02. Fits the 15 Hp. FourStroke EH outboard, 351cc., 0R235949 and above.

REMOTE CONTROL CONVERSION KIT



880095A12

Converts a 20 Hp. FourStroke outboard from an EH (electric tiller) model to an ERC (electric remote control) model. Remote controls, cables, etc. are not included in this kit. Power trim models require additional trim harness kit 84-856554A02. Fits the 20 Hp. FourStroke EH outboard, 351cc., 0R235168 and above.

POWER TRIM HARNESS KIT



84-856554A02

Required to complete the conversion of the 15/20 Hp. FourStroke (351cc) outboard from a tiller handle power trim model to a remote controlled power trim model. Fits the 15/20 Hp. FourStroke, 351cc., EHPT model outboard beginning with serial number 0R235168 and above.

REMOTE CONTROL CONVERSION KIT



803583A 4

Also requires the addition of an Electrical Harness 17162. This kit will not fit engines equipped with integral fuel tank assemblies. Fits Mercury/Mariner 4/5/6 hp. FourStroke outboards with remote fuel tanks, serial number 0R000001-0R411837.

REMOTE CONTROL CONVERSION KIT



8M0062241

Fits Mercury/Mariner 4/5/6 hp. FourStroke outboards, serial number 0R411838 and above.

MECHANICAL REMOTE CONTROLS

HARNESS ASSEMBLY



84-17162

Required for the 4/5 hp, 4-Stroke along with the Attaching Kit. This kit will not fit engines equipped with integral fuel tank assemblies.
Fits Mercury/Mariner 4/5/6 hp, FourStroke outboards with remote fuel tanks.

REMOTE CONTROL ATTACHING KITS

REMOTE CONTROL ATTACHING KIT



16840A 2

Includes remote stop switch with 20 ft.(6.1 m) extension harness and remote steering bracket that adapts to either mechanical push-pull steering or cable and pulley steering.
Fits Mercury/Mariner 4 & 5 (2-Stroke).

REMOTE CONTROL ATTACHING KIT



42805A 6

Fits Mercury/Mariner 6/8/9.9 and 15 (U.S. origin).

REMOTE CONTROL ATTACHING KIT



85653A 2

Fits Mercury/Mariner 9.9 Hp FourStroke (323cc - USA 0G760300-1B226999, BEL 0P075166-0P400999) and 15 Hp FourStroke (323cc - USA 0G590000-1B727495).

REMOTE CONTROL ATTACHING KIT



826633A 1

For side shift or shift in handle models. Also requires the installation of Ride Guide Attaching Kit 41323A03. Electric start models will require installation of Remote Control Harness Assembly 95723A 4.

Fits Mercury/Mariner 20/25 (U.S. S/N 0G044027 and above; Belgium S/N 9807909 and above). This kit does NOT fit the 20 JET outboard.

REMOTE CONTROL ATTACHING KIT



859186A 1

Fits Mercury/Mariner 25 Hp Carb FourStroke outboard.

REMOTE CONTROL ATTACHING KIT



826557A 1

Fits Mercury/Mariner 30/40 (2-Stroke - 2 cyl. - U.S. origin)(1994 and newer)

REMOTE CONTROL ATTACHING KIT



859185A 1

Fits Mercury/Mariner 30/40 (4-Stroke), 3 cylinder, carbureted models through Model Year 2005, and fits the Mercury/Mariner 40 hp. (3 cyl.) FourStroke, Model Year 2006 carbureted models with short shaft and vertical shift.

REMOTE CONTROL ATTACHING KIT



859185A 2

Fits Mercury/Mariner 30/40 (4-Stroke), 3 cylinder, EFI models through Model Year 2005, and fits Mercury/Mariner 40 hp. (3 cyl.) FourStroke EFI models, Model Year 2006 with a short shaft and vertical shift.

REMOTE CONTROL ATTACHING KIT



859185A04

Fits the Mercury/Mariner 40 hp. (3 cyl.) FourStroke, Model Year 2006 EFI models with long shaft and rotary shift.

REMOTE CONTROL ATTACHING KIT



859219A 1

This kit should be used with a remote steering attaching kit to provide complete remote control operation.

Fits Mercury/Mariner 40 hp. (USA 0G531301 and Newer, BEL 9973100 and Newer) and 50 (USA 0G590000 and Newer, BEL 9973100 and Newer).

REMOTE CONTROL ATTACHING KIT



880093A 1

Fits 2001 and newer Mercury 40 hp 4-Stroke Bigfoot and 50/60 hp 4-Stroke Carb outboards (s/n OT178500 and up).

REMOTE CONTROL ATTACHING KIT



880093A 2

Fits 2002-2006 Mercury 40 hp 4-Stroke Bigfoot and 50/60 hp 4-Stroke EFI outboards (USA-0T409000-1B344306, BEL-0P401000-0P515896, CHN-1C000001-1C050251).

OUTBOARD RIGGING HOSE KIT

Used to enclose remote harness, hoses, cables, etc. between engine cowl and boat transom.

RIGGING TUBE KIT



32-825191A03

Rigging Tube kit includes 5 ft length (2 in. dia. x 2.3 threads per inch) tube that screws into the fitting coming out of the Verado. If OptiMax engine, requires the use of the clamp to attach to fitting coming out of engine. Included in the kit is plastic transom fitting that screws to the tube and can be fastened to the boat. 2005 and newer Verado engines as well as all Opti Max engines

32-8M0088822

Rigging Tube kit includes 5 ft length (2 in. dia. x 2.3 threads per inch) tube that screws into the fitting coming out of the engine. Includes new grommet 8M0075942 that is used when installing rigging tubes. Remove existing grommet from cowl and replace with this grommet.

New 75-115 4 stroke

32-8M0062693

Rigging Tube kit includes 5 ft length (2 in. dia. x 2.3 threads per inch) tube that screws into the fitting coming out of the engine. Includes new grommet 8M0061160 that is used when installing rigging tubes. Remove existing grommet from cowl and replace with this grommet.

Used on 150 EFI 4-Stroke engine only

GROMMET - INGRESS



8M0062583

Special Grommet used with Rigging Kits
150 HP 4 Stroke only

MECHANICAL REMOTE CONTROLS

RIGGING HOSE



32-859055 5

Replacement Hose, 2 in. dia. x 2.3 threads per inch, furnished in a 5 ft. length. Fits various Mercury / Mariner V-6 outboards. See application chart for specific engine models.

32-859055 50

Replacement Hose, furnished in a 50 ft. bulk length that can be cut to required length. Fits various Mercury / Mariner V-6 outboards. See application chart for specific engine models. Priced individually, sold @ multiples of 2

COWL FITTING



8M8027677

Used on engine end of rigging hose. Fits various Mercury / Mariner V-6 outboards. Furnished standard with the engines beginning with model year 2,000.



875266A 2

Used on engine end of rigging hose. Fits various Mercury / Mariner V-6 outboards. Furnished standard with the engines beginning with model year 2,000. See application chart for specific engine models.

RIGGING HOSE CHART

Mercury/Mariner Rigging Hoses

Model	Brand	Year Range	Country	Serial # Range	Rigging Hose Kit Part Number	Cowl Fitting Required
2.0L V-6	Mercury/Mariner	1996 - 1999	USA	0G303046 - 0G949999	32-825191A03	875266A 2
2.0L V-6	Mercury/Mariner	2000 - 2019	USA	0T065504 and up	32-825191A03	Incl. With Engine
2.5L V-6	Mercury/Mariner	1996 - 1999	USA	0G303046 - 0G949999	32-825191A03	875266A 2
2.5L V-6	Mercury/Mariner	2000 - 2019	USA	0T065504 and up	32-825191A03	Incl. With Engine
2.5L OPTIMAX	Mercury/Mariner	1998 - 1999	USA	0G590000 - 0G949999	32-825191A03	875266A 2
2.5L OPTIMAX	Mercury/Mariner	2000 - 2019	USA	0T065504 and up	32-825191A03	Incl. With Engine
3.0L V-6	Mercury/Mariner	1994 - 1999	USA	0D280813 - 0G949999	32-825191A03	875266A 2
3.0L V-6	Mercury/Mariner	2000 - 2019	USA	0T014000 and up	32-825191A03	Incl. With Engine
3.0L DFI	Mercury/Mariner	1997	USA	0G386496 - 0G589999	32-825191A03	875266A 2
3.0L OPTIMAX	Mercury/Mariner	1998 - 1999	USA	0G590000 - 0G949999	32-825191A03	8M8027677
3.0L OPTIMAX	Mercury/Mariner	2000 - 2019	USA	0T014000 and up	32-825191A03	Incl. With Engine
225 EFI FourStroke	Mercury/Mariner	2003 - 2019	USA	0T635945 and up	32-825191A03	Incl. With Engine

Model	Brand	Year Range	Country	Serial # Range	Rigging Hose Kit Part Number	Cowl Fitting Required
Verado	Mercury/Mariner	2005 - 2019	USA	0T980000 and up	32-825191A03	Incl. With Engine
150 EFI FourStroke	Mercury/Mariner	2011 - 2019	USA	1B905505 and up	32-8M0062693	Incl. With Engine

MORSE 33C SERIES CABLE ADAPTERS

CABLE ADAPTER



82779

To convert control end of Morse 33C style cable to 64-809894- cable application.

ADAPTER KIT -MERCURY (T/S)



64-892790A01

Adapts 33C style cables for use with Mercury engines- Includes 2 sets of parts for two cables

ADAPTER KIT -JOHNSON/EVINRUDE (T/S)



64-892790A02

Adapts 33C style cables for use with Johnson/Evinrude engines. Includes 2 sets of parts for two cables

CABLE ADAPTER KIT



898289A21

Converts an older SAE cable engine to accept Mercury style throttle/shift cables. Fits the 8/9.9 hp. FourStroke (209cc) outboard, serial number 0R192771 and prior.

F5H208/___ THROTTLE AND SHIFT CABLES

Available in 1 ft.(305 mm) increments up to 26 ft.(7.9 m). Packaged two cables per carton. Connectors are not shipped with cables and must be purchased separately. Fits Force outboards (1992 and prior)

FORCE THROTTLE AND SHIFT CABLE



F5H208/18

Cable end connectors not included
5.5 m (18 ft.)

F5H208/22

Cable end connectors not included
6.7 m (22 ft.)

FORCE 1992 AND PRIOR CABLE CONNECTORS

THROTTLE CABLE CONNECTOR



FA58976-1

Fits Force outboards (1992 and prior)

SHIFT CABLE CONNECTOR



F58685-2

Fits Force outboards (1992 and prior)

MECHANICAL REMOTE CONTROLS

TWO STATION THROTTLE & SHIFT CABLES ATTACHING KIT

For use with Dual station Two Lever Controls.

TWO STATION THROTTLE/SHIFT KIT



89645A34

For use in dual MerCruiser control stations. Includes hardware for attaching throttle and shift cables from both stations to the engine. Twin engines require two kits. Fits MCM/MIE carburetor and EFI (TBI) models

TWO STATION THROTTLE/SHIFT KIT



89645A37

For use in dual MerCruiser control stations. Includes hardware for attaching throttle and shift cables from both stations to the engine. Twin engines require two kits. Fits MCM/MIE MPI models, except 4.5L and 6.2L (2015 and newer) and 8.2L engines

TWO STATION THROTTLE/SHIFT KIT



8M0046250

For use in dual MerCruiser control stations. Includes hardware for attaching throttle and shift cables from both stations to the engine. Twin engines require two kits. Fits MCM/MIE 8.2L models

BULKHEAD FITTINGS AND BELLOWS KITS

BULKHEAD COMPRESSION FITTINGS



820675

Fits Sport-Jet 90/95/120 and 175 with 40 series cables. Also fits 200 OptiMax, 210 & 240 EFI Jet Drives.

BULKHEAD COMPRESSION FITTINGS



820677A 1

For 30 series cable, use either Bulkhead Compression Fittings or Bulkhead Bellows Kits. Not for use together.

Fits Sport-Jet 90/95/120 with 30 series shift cables.

SHIFT CABLE BELLOWS



877581A 5

For 40 series cable, installs on cable outside of transom.

Fits Sport-Jet 120XR2 and 175 (2000 and newer) with 40 series shift cables. Also fits 200 OptiMax, 210 & 240 EFI Jet Drives.

BULKHEAD BELLOWS KIT



850697A 2

Fits Jet Drive models with 40 series cables

THROTTLE AND SHIFT CABLES

PLATINUM PLUS THROTTLE AND SHIFT CABLE GEN I

Platinum Plus Throttle and Shift cable is built for a long life and is designed for maximum performance in all weather conditions – even down to 0 degrees Fahrenheit.
Layered Technology Featuring -
- Tough Tough polypropylene outer jacket is UV and abrasion resistant
- 22 oil-tempered wires for increased compression strength and durability
- Lubricated core liner to stand up to the harsh marine environment while remaining flexible
- Patented hexagonal shape allows for minimal contact with the liner
- Stainless steel core is specially designed to handle tough compression loads, but flexible for severe applications

PLATINUM PLUS THROTTLE AND SHIFT CABLE



- 8M0082479**
6 FT (1.8m)
Gen I Controls
- 8M0082480**
7 FT (2.1m)
Gen I Controls
- 8M0082481**
8 FT (2.4m)
Gen I Controls
- 8M0082482**
9 FT (2.7m)
Gen I Controls
- 8M0082483**
10 FT (3.0m)
Gen I Controls
- 8M0082484**
11 FT (3.4m)
Gen I Controls
- 8M0082485**
12 FT (3.7m)
Gen I Controls
- 8M0082486**
13 FT (4.0m)
Gen I Controls
- 8M0082487**
14 FT (4.3m)
Gen I Controls
- 8M0082488**
15 FT (4.6m)
Gen I Controls
- 8M0082489**
16 FT (4.9m)
Gen I Controls

- 8M0082490**
17 FT (5.2m)
Gen I Controls
- 8M0082491**
18 FT (5.5m)
Gen I Controls
- 8M0082492**
19 FT (5.8m)
Gen I Controls
- 8M0082493**
20 FT (6.1m)
Gen I Controls
- 8M0082494**
21 FT (6.4m)
Gen I Controls
- 8M0082495**
22 FT (6.7m)
Gen I Controls
- 8M0082496**
23 FT (7.0m)
Gen I Controls
- 8M0082497**
24 FT (7.3m)
Gen I Controls
- 8M0082498**
25 FT (7.6m)
Gen I Controls
- 8M0082499**
26 FT (7.9m)
Gen I Controls
- 8M0082500**
27 FT (8.2m)
Gen I Controls
- 8M0082501**
28 FT (8.5m)
Gen I Controls
- 8M0082502**
29 FT (8.8m)
Gen I Controls
- 8M0082503**
30 FT (9.1m)
Gen I Controls
- 8M0082504**
32 FT (9.4m)
Gen I Controls
- 8M0082505**
34 FT (10.4m)
Gen I Controls
- 8M0082506**
36 FT (11.0m)
Gen I Controls
- 8M0082507**
38 FT (11.6m)
Gen I Controls
- 8M0082508**
40 FT (12.2m)
Gen I Controls
- 8M0085100**
9 FT (2.7m)
GEN I Controls
Priced individually, sold @ multiples of 24

THROTTLE AND SHIFT CABLES

8M0085101

10 FT (3.0m)
 GEN I Controls
 Priced individually, sold @ multiples of 24

8M0085102

11 FT (3.4m)
 GEN I Controls
 Priced individually, sold @ multiples of 24

8M0085103

12 FT (3.7m)
 GEN I Controls
 Priced individually, sold @ multiples of 24

8M0085104

13 FT (4.0m)
 GEN I Controls
 Priced individually, sold @ multiples of 24

8M0085105

14 FT (4.3m)
 GEN I Controls
 Priced individually, sold @ multiples of 24

8M0085106

15 FT (4.6m)
 GEN I Controls
 Priced individually, sold @ multiples of 24

PLATINUM PLUS THROTTLE AND SHIFT CABLE GEN II

Platinum Plus Throttle and Shift cable is built for a long life and is designed for maximum performance in all weather conditions – even down to 0 degrees Fahrenheit.
 Layered Technology Featuring -
 - Tough polypropylene outer jacket is UV and abrasion resistant
 - 22 oil-tempered wires for increased compression strength and durability
 - Lubricated core liner to stand up to the harsh marine environment while remaining flexible
 - Patented hexagonal shape allows for minimal contact with the liner
 - Stainless steel core is specially designed to handle tough compression loads, but flexible for severe applications

PLATINUM PLUS THROTTLE AND SHIFT CABLE



8M0082526

3 FT (.92m)
 Gen II Controls

8M0082527

4 FT (1.2m)
 Gen II Controls

8M0082528

5 FT (1.5m)
 Gen II Controls

8M0082529

6 FT (1.8m)
 Gen II Controls

8M0082530

7 FT (2.1m)
 Gen II Controls

8M0082531

8 FT (2.4m)
 Gen II Controls

8M0082532

9 FT (2.7m)
 Gen II Controls

8M0082533

10 FT (3.0m)
 Gen II Controls

8M0082534

11 FT (3.4m)
 Gen II Controls

8M0082535

12 FT (3.7m)
 Gen II Controls

8M0082536

13 FT (4.0m)
 Gen II Controls

8M0082537

14 FT (4.3m)
 Gen II Controls

8M0082538

15 FT (4.6m)
 Gen II Controls

8M0082539

16 FT (4.9m)
 Gen II Controls

8M0082540

17 FT (5.2m)
 Gen II Controls

8M0082541

18 FT (5.5m)
 Gen II Controls

8M0082542

19 FT (5.8m)
 Gen II Controls

8M0082543

20 FT (6.1m)
 Gen II Controls

8M0082544

21 FT (6.4m)
 Gen II Controls

8M0082545

22 FT (6.7m)
 Gen II Controls

8M0082546

23 FT (7.0m)
 Gen II Controls

8M0082547

24 FT (7.3m)
 Gen II Controls

8M0082548

25 FT (7.6m)
 Gen II Controls

8M0082549

26 FT (7.9m)
 Gen II Controls

8M0082550

27 FT (8.2m)
 Gen II Controls

8M0082551
28 FT (8.5m) Gen II Controls
8M0082552
29 FT (8.8m) Gen II Controls
8M0082553
30 FT (9.2m) Gen II Controls
8M0082554
32 FT (9.8m) Gen II Controls
8M0082555
34 FT (10.4m) Gen II Controls
8M0082556
36 FT (11.0m) Gen II Controls
8M0082557
38 FT (11.6m) Gen II Controls
8M0082558
40 FT (12.2m) Gen II Controls
8M0085107
10 FT (3.0m) Gen II Controls Priced individually, sold @ multiples of 24
8M0085108
11 FT (3.4m) Gen II Controls Priced individually, sold @ multiples of 24
8M0085109
12 FT (3.7m) Gen II Controls Priced individually, sold @ multiples of 24
8M0085110
13 FT (4.0m) Gen II Controls Priced individually, sold @ multiples of 24
8M0085111
14 FT (4.3m) Gen II Controls Priced individually, sold @ multiples of 24
8M0085112
15 FT (4.6m) Gen II Controls Priced individually, sold @ multiples of 24
8M0085113
16 FT (4.9m) Gen II Controls Priced individually, sold @ multiples of 24
8M0085114
17 FT (5.2m) Gen II Controls Priced individually, sold @ multiples of 24
8M0085115
18 FT (5.5m) Gen II Controls Priced individually, sold @ multiples of 24
8M0085116
19 FT (5.8m) Gen II Controls Priced individually, sold @ multiples of 24

8M0085117
20 FT (6.1m) Gen II Controls Priced individually, sold @ multiples of 24
8M0085121
22 FT (6.7m) Gen II Controls Priced individually, sold @ multiples of 24
8M0085122
23 FT (7.0m) Gen II Controls Priced individually, sold @ multiples of 24
8M0085123
24 FT (7.3m) Gen II Controls Priced individually, sold @ multiples of 24
8M0085124
25 FT (7.6m) Gen II Controls Priced individually, sold @ multiples of 24
8M0085125
26 FT (7.9m) Gen II Controls Priced individually, sold @ multiples of 24


GEN I/SAE PLATINUM PLUS THROTTLE AND SHIFT CABLES

Platinum Plus Throttle and Shift cable is built for a long life and is designed for maximum performance in all weather conditions – even down to 0 degrees Fahrenheit.

Layered Technology Featuring -

- Tough polypropylene outer jacket is UV and abrasion resistant
- 22 oil-tempered wires for increased compression strength and durability
- Lubricated core liner to stand up to the harsh marine environment while remaining flexible
- Patented hexagonal shape allows for minimal contact with the liner
- Stainless steel core is specially designed to handle tough compression loads, but flexible for severe applications

PLATINUM PLUS THROTTLE AND SHIFT CABLE GEN I SAE



8M0085942
5 FT (1.5m) GEN I Controls
8M0085940
6 FT (1.8m) GEN I Controls
8M0085964
7 FT (2.1m) GEN I Controls
8M0085941
8 FT (2.4m) GEN I Controls

THROTTLE AND SHIFT CABLES

8M0085946
9 FT (2.7m) GEN I Controls
8M0085937
10 FT (3.0m) GEN I Controls
8M0085951
11 FT (3.4m) GEN I Controls
8M0085949
12 FT (3.7m) GEN I Controls
8M0085952
13 FT (4.0m) GEN I Controls
8M0085945
14 FT (4.3m) GEN I Controls
8M0085960
15 FT (4.6m) GEN I Controls
8M0085963
16 FT (4.9m) GEN I Controls
8M0085956
17 FT (5.2m) GEN I Controls
8M0085947
18 FT (5.5m) GEN I Controls
8M0085954
19 FT (5.8m) GEN I Controls
8M0085957
20 FT (6.1m) GEN I Controls
8M0085962
21 FT (6.4m) GEN I Controls
8M0085959
22 FT (6.7m) GEN I Controls
8M0085958
23 FT (7.0m) GEN I Controls
8M0085943
24 FT (7.3m) GEN I Controls
8M0085939
25 FT (7.6m) GEN I Controls
8M0085950
26 FT (7.9m) GEN I Controls
8M0085944
27 FT (8.2m) GEN I Controls
8M0085938
28 FT (8.5m) GEN I Controls
8M0085961
29 FT (8.8m) GEN I Controls

8M0085953
30 FT (9.1m) GEN I Controls


GEN II/SAE PLATINUM PLUS THROTTLE AND SHIFT CABLES

Platinum Plus Throttle and Shift cable is built for a long life and is designed for maximum performance in all weather conditions – even down to 0 degrees Fahrenheit.

Layered Technology Featuring -

- Tough polypropylene outer jacket is UV and abrasion resistant
- 22 oil-tempered wires for increased compression strength and durability
- Lubricated core liner to stand up to the harsh marine environment while remaining flexible
- Patented hexagonal shape allows for minimal contact with the liner
- Stainless steel core is specially designed to handle tough compression loads, but flexible for severe applications

PLATINUM PLUS THROTTLE AND SHIFT CABLES GEN II SAE



8M0085966
5 FT (1.5m) GEN II Controls
8M0085967
6 FT (1.8m) GEN II Controls
8M0085968
7 FT (2.1m) GEN II Controls
8M0085969
8 FT (2.4m) GEN II Controls
8M0085970
9 FT (2.7m) GEN II Controls
8M0085971
10 FT (3.0m) GEN II Controls
8M0085972
11 FT (3.4m) GEN II Controls
8M0085973
12 FT (3.7m) GEN II Controls
8M0085974
13 FT (4.0m) GEN II Controls
8M0085975
14 FT (4.3m) GEN II Controls
8M0085976
15 FT (4.6m) GEN II Controls

8M0085977
16 FT (4.9m) GEN II Controls
8M0085978
17 FT (5.2m) GEN II Controls
8M0085979
18 FT (5.5m) GEN II Controls
8M0085980
19 FT (5.8m) GEN II Controls
8M0085981
20 FT (6.1m) GEN II Controls
8M0085982
21 FT (6.4m) GEN II Controls
8M0085983
22 FT (6.7m) GEN II Controls
8M0085984
23 FT (7.0m) GEN II Controls
8M0085985
24 FT (7.3m) GEN II Controls
8M0085986
25 FT (7.6m) GEN II Controls
8M0085987
26 FT (7.9m) GEN II Controls
8M0085988
27 FT (8.2m) GEN II Controls
8M0085989
28 FT (8.5m) GEN II Controls
8M0085990
29 FT (8.8m) GEN II Controls
8M0085991
30 FT (9.1m) GEN II Controls

SOLID CORE THROTTLE / SHIFT CABLES

- Single core cables, 100% compatible with Gen I remote controls:
- Compatible with 881170-series side mount remote controls (MSC 4000)
 - Compatible with 88688-series single and dual commander console mounts
 - Services consoles prior to 1998
- High quality cable features:
- Tight tolerance motion reaction
 - 100% wire wrapped outer conduit for added cable strength
 - Solid stainless steel inner core
 - Sealed lubrication system
 - Cable and packaging Mercury branded

SOLID CORE THROTTLE AND SHIFT CABLE



8M0080432
6 ft.
8M0080433
7 ft.
8M0080434
8 ft.
8M0080435
9 ft.
8M0080436
10 ft.
8M0080437
11 ft.
8M0080438
12 ft.
8M0080439
13 ft.
8M0080440
14 ft.
8M0080441
15 ft.
8M0080442
16 ft.
8M0080443
17 ft.
8M0080444
18 ft.
8M0080445
19 ft.
8M0080446
20 ft.
8M0080447
21 ft.
8M0080448
22 ft.

THROTTLE AND SHIFT CABLES


PLATINUM PLUS THROTTLE AND SHIFT CABLE SAE

Platinum Plus Throttle and Shift cable is built for a long life and is designed for maximum performance in all weather conditions – even down to 0 degrees Fahrenheit.

Layered Technology Featuring -

- Tough polypropylene outer jacket is UV and abrasion resistant
- 22 oil-tempered wires for increased compression strength and durability
- Lubricated core liner to stand up to the harsh marine environment while remaining flexible
- Patented hexagonal shape allows for minimal contact with the liner
- Stainless steel core is specially designed to handle tough compression loads, but flexible for severe applications

PLATINUM PLUS THROTTLE AND SHIFT CABLE



- 8M0082575**
3 FT (.92m)
SAE Controls
- 8M0082576**
4 FT (1.2m)
SAE Controls
- 8M0082577**
5 FT (1.5m)
SAE Controls
- 8M0082578**
6 FT (1.8m)
SAE Controls
- 8M0082579**
7 FT (2.1m)
SAE Controls
- 8M0082580**
8 FT (2.4m)
SAE Controls
- 8M0082581**
9 FT (2.7m)
SAE Controls
- 8M0082582**
10 FT (3.0m)
SAE Controls
- 8M0082583**
11 FT (3.4m)
SAE Controls
- 8M0082584**
12 FT (3.7m)
SAE Controls
- 8M0082585**
13 FT (4.0m)
SAE Controls
- 8M0082586**
14 FT (4.3m)
SAE Controls

- 8M0082587**
15 FT (4.6m)
SAE Controls
- 8M0082588**
16 FT (4.9m)
SAE Controls
- 8M0082589**
17 FT (5.2m)
SAE Controls
- 8M0082590**
18 FT (5.5m)
SAE Controls
- 8M0082591**
19 FT (5.8m)
SAE Controls
- 8M0082592**
20 FT (6.1m)
SAE Controls
- 8M0082593**
21 FT (6.4m)
SAE Controls
- 8M0082594**
22 FT (6.7m)
SAE Controls
- 8M0082595**
23 FT (6.7m)
SAE Controls
- 8M0082596**
24 FT (7.0m)
SAE Controls
- 8M0082597**
25 FT (7.3m)
SAE Controls
- 8M0082598**
26 FT (7.6m)
SAE Controls
- 8M0082599**
27 FT (7.9m)
SAE Controls

MORSE 33C SERIES CABLE ADAPTERS

CABLE ADAPTER



82779
To convert control end of Morse 33C style cable to 64-809894- cable application.

CABLE ADAPTER KIT



889355A 1

Adapts throttle/shift cables with 10/32 UNF threaded engine end for use with the 225 EFI FourStroke outboard.

TWO STATION THROTTLE & SHIFT ATTACHING KIT

For use with Dual station Two Lever Controls.

TWO STATION THROTTLE/SHIFT KIT



89645A34

For use in dual MerCruiser control stations. Includes hardware for attaching throttle and shift cables from both stations to the engine. Twin engines require two kits. Fits MCM/MIE carburetor and EFI (TBI) models

TWO STATION THROTTLE/SHIFT KIT



89645A37

For use in dual MerCruiser control stations. Includes hardware for attaching throttle and shift cables from both stations to the engine. Twin engines require two kits. Fits MCM/MIE MPI models, except 4.5L and 6.2L (2015 and newer) and 8.2L engines

TWO STATION THROTTLE/SHIFT KIT



8M0046250

For use in dual MerCruiser control stations. Includes hardware for attaching throttle and shift cables from both stations to the engine. Twin engines require two kits. Fits MCM/MIE 8.2L models

858342A_ SERIES SHIFT CABLES

SHIFT CABLE



858342A10

40 series cable with cable end connector. Includes shift cable bellows kit. Fits Sport-Jet 120XR2 (1999 and newer) and 175 (2000 and newer). Also fits 200 OptiMax, 210 & 240 EFI Jet Drives. 3.0 m (10 ft.)

858342A12

40 series cable with cable end connector. Includes shift cable bellows kit. Fits Sport-Jet 120XR2 (1999 and newer) and 175 (2000 and newer). Also fits 200 OptiMax, 210 & 240 EFI Jet Drives. 3.7 m (12 ft.)

858342A14

40 series cable with cable end connector. Includes shift cable bellows kit. Fits Sport-Jet 120XR2 (1999 and newer) and 175 (2000 and newer). Also fits 200 OptiMax, 210 & 240 EFI Jet Drives. 4.3 m (14 ft.)

858342A16

40 series cable with cable end connector. Includes shift cable bellows kit. Fits Sport-Jet 120XR2 (1999 and newer) and 175 (2000 and newer). Also fits 200 OptiMax, 210 & 240 EFI Jet Drives. 4.9 m (16 ft.)

858342A18

40 series cable with cable end connector. Includes shift cable bellows kit. Fits Sport-Jet 120XR2 (1999 and newer) and 175 (2000 and newer). Also fits 200 OptiMax, 210 & 240 EFI Jet Drives. 5.5 m (18 ft.)

858342A20

40 series cable with cable end connector. Includes shift cable bellows kit. Fits Sport-Jet 120XR2 (1999 and newer) and 175 (2000 and newer). Also fits 200 OptiMax, 210 & 240 EFI Jet Drives. 6.1 m (20 ft.)

858342A22

40 series cable with cable end connector. Includes shift cable bellows kit. Fits Sport-Jet 120XR2 (1999 and newer) and 175 (2000 and newer). Also fits 200 OptiMax, 210 & 240 EFI Jet Drives. 6.7 m (22 ft.)

THROTTLE AND SHIFT CABLES

820671A_ SERIES SHIFT CABLES

30 Series cable with 10/32 end threads.

SHIFT CABLE



820671A 8

30 series cable with 10/32 end threads.
Fits Sport-Jet 90/95/120 (1993-96)
2.4 m (8 ft.)

820671A10

30 series cable with 10/32 end threads.
Fits Sport-Jet 90/95/120 (1993-96)
3.0 m (10 ft.)

820671A12

30 series cable with 10/32 end threads.
Fits Sport-Jet 90/95/120 (1993-96)
3.7 m (12 ft.)

820671A14

30 series cable with 10/32 end threads.
Fits Sport-Jet 90/95/120 (1993-96)
4.3 m (14 ft.)

820671A16

30 series cable with 10/32 end threads.
Fits Sport-Jet 90/95/120 (1993-96)
4.9 m (16 ft.)

820671A18

30 series cable with 10/32 end threads.
Fits Sport-Jet 90/95/120 (1993-96)
5.5 m (18 ft.)

64-853951A_ SERIES SHIFT CABLES

SHIFT CABLE



64-853951A10

40 series cable with 1/4-28 end threads. Includes shift cable bellows kit.
Fits Sport-Jet 175 (1997 thru 1999) and can also be used for 90/95/120 when used with optional Remote Control and Conversion Kit 850698A 1.
3.0 m (10 ft.)

64-853951A12

40 series cable with 1/4-28 end threads. Includes shift cable bellows kit.
Fits Sport-Jet 175 (1997 thru 1999) and can also be used for 90/95/120 when used with optional Remote Control and Conversion Kit 850698A 1.
3.7 m (12 ft.)

64-853951A14

40 series cable with 1/4-28 end threads. Includes shift cable bellows kit.
Fits Sport-Jet 175 (1997 thru 1999) and can also be used for 90/95/120 when used with optional Remote Control and Conversion Kit 850698A 1.
4.3 m (14 ft.)

64-853951A16

40 series cable with 1/4-28 end threads. Includes shift cable bellows kit.
Fits Sport-Jet 175 (1997 thru 1999) and can also be used for 90/95/120 when used with optional Remote Control and Conversion Kit 850698A 1.
4.9 m (16 ft.)

64-853951A18

40 series cable with 1/4-28 end threads. Includes shift cable bellows kit.
Fits Sport-Jet 175 (1997 thru 1999) and can also be used for 90/95/120 when used with optional Remote Control and Conversion Kit 850698A 1.
5.5 m (18 ft.)

858342A_ SERIES SHIFT CABLES

SHIFT CABLE



858342A10

40 series cable with cable end connector. Includes shift cable bellows kit.
Fits Sport-Jet 120XR2 (1999 and newer) and 175 (2000 and newer). Also fits 200 OptiMax, 210 & 240 EFI Jet Drives.
3.0 m (10 ft.)

858342A12

40 series cable with cable end connector. Includes shift cable bellows kit.
Fits Sport-Jet 120XR2 (1999 and newer) and 175 (2000 and newer). Also fits 200 OptiMax, 210 & 240 EFI Jet Drives.
3.7 m (12 ft.)

858342A14

40 series cable with cable end connector. Includes shift cable bellows kit.
Fits Sport-Jet 120XR2 (1999 and newer) and 175 (2000 and newer). Also fits 200 OptiMax, 210 & 240 EFI Jet Drives.
4.3 m (14 ft.)

858342A16

40 series cable with cable end connector. Includes shift cable bellows kit.
Fits Sport-Jet 120XR2 (1999 and newer) and 175 (2000 and newer). Also fits 200 OptiMax, 210 & 240 EFI Jet Drives.
4.9 m (16 ft.)

858342A18

40 series cable with cable end connector. Includes shift cable bellows kit.
Fits Sport-Jet 120XR2 (1999 and newer) and 175 (2000 and newer). Also fits 200 OptiMax, 210 & 240 EFI Jet Drives.
5.5 m (18 ft.)

858342A20

40 series cable with cable end connector. Includes shift cable bellows kit.
Fits Sport-Jet 120XR2 (1999 and newer) and 175 (2000 and newer). Also fits 200 OptiMax, 210 & 240 EFI Jet Drives.
6.1 m (20 ft.)

858342A22

40 series cable with cable end connector. Includes shift cable bellows kit.
Fits Sport-Jet 120XR2 (1999 and newer) and 175 (2000 and newer). Also fits 200 OptiMax, 210 & 240 EFI Jet Drives.
6.7 m (22 ft.)

JOYSTICK RIGGING

JOYSTICK PILOTING - KEY FEATURES



Joystick Piloting

Total control at your fingertips



Relax. Everything's under control.

Forget complex. Forget stressful positioning or maneuvering in tight spaces during less-than-ideal situations. Focus instead on a new feeling. One of total confidence. Confidence that comes from being effortlessly, intuitively, completely in control of your boat, thanks to the Mercury's Joystick Piloting system. The power to make your boat do exactly what you want, with just a touch of your fingertips. You don't have to be a control freak to appreciate that.

- Easy joystick docking and maneuvering
- Quieter and more capable than competitive systems
- Proportional joystick allows control of both throttle and steering with one hand
- SmartCraft® Digital Throttle & Shift (DTS) and electro-hydraulic power steering
- System can be maintained while boat is in the water
- Mercury's engine-matched warranty provides confident boating for years to come
- All components manufactured and fully integrated by Mercury

JOYSTICK PILOTING - STANDARD FEATURES



JOYSTICK RIGGING

Joystick functionality

- Easy positioning of the boat sideways, at an angle, or rotating in place
- Intuitive, proportional control of thrust and speed
- Hold prolonged low speeds through no-wake harbors
- Auto trim sets engine trim at optimal level when joystick is engaged

Safety, reliability and durability

- Engine Guardian for protection and peace of mind
- Based on the proven Mercury technology of Joystick Piloting for Outboards, Sterndrives and Zeus® pod technology

Engine options

GAS STERNDRIVE

4.5L, 6.2L and 8.2L

DIESEL STERNDRIVE

4.2L QSD, 3.0L TDI, 4.2L TDI

OUTBOARDS

250HP Verado®, 300HP Verado, 350HP Verado, 400R Verado

ADDITIONAL FEATURES

DTS, SmartCraft®, Dual helm



SKYHOOK®

Uses GPS technology to maintain your boat's position and heading - and helps you maintain control of your boat.

ROUTE

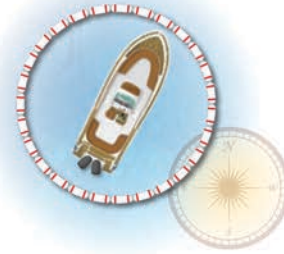
With your approved chart plotter, Route will follow the predetermined vessel's course. The vessel will turn automatically to the next point.

HEADING

Uses a built-in digital compass to maintain vessel course. Heading can be adjusted by 1° if you bump the joystick left or right or 10° if you twist the joystick.

VESSELVIEW®*

Access and monitor all of your vessel's systems from a central location, or set the Cruise Control feature.



*available with VesselView4, VesselView502 or VesselView702

SKYHOOK



Skyhook® digital anchor

by Mercury Marine®



Keep your boat in place with the push of a button

Mercury Skyhook digital anchor allows you to lock your boat's position using a GPS satellite antenna. Then, working with your engines and drives, Skyhook maintains your position and heading regardless of wind or current.

Key features

- Ideal for holding your boat over a fishing spot, waiting for bridges to open or holding position while next in line at a fuel docking station
- GPS technology and electronic compass automatically control shifting, throttling and steering to maintain heading and approximate position
- Simple to operate – just place the levers in neutral and push the Skyhook button to lock both position and heading
- Standard on all Joystick Piloting for Outboards (JPO), Joystick Piloting for Sterndrives (JPS) and Zeus applications



MercuryMarine.com

© 2016 MERCURY MARINE. All rights reserved. Published 6/16. Printed in U.S.A.
Reproduction in whole or in part without permission is prohibited. P/N 90-8M0079989





Skyhook® Advanced Features

The ultimate vessel control experience

Mercury's latest innovative offering, Skyhook Advanced Features, provides even more control over your Joystick equipped vessel for very specific situations. Available as downloadable content (DLC) through the GoFree Shop, you can purchase the exact features you want or bundle them all together for the ultimate vessel control experience.

These features require Mercury's latest joystick system and the VesselView703 (available June 2017). VesselView502, VesselView702 and compatible Lowrance and Simrad displays will have these features available for purchase after a software update in late 2017. The electronic control modules on your Joystick system may need to be have firmware updated by your Mercury certified dealer in order to utilize these advanced features.

Heading Adjust *a SKYHOOK feature*

Capability to adjust the heading lock in 1 and 10 degree increments while SkyHook is active. Boating made easy just got easier.

BowHook *a SKYHOOK feature*

Unlock heading and just maintain position, allowing the boat to point in whatever direction the winds and currents dictate. Useful when a locked in heading is not necessary.

DriftHook *a SKYHOOK feature*

Maintain heading and unlock the position of the vessel allowing winds and currents to move the vessel along. Adjustments of 1 and 10 degree increments can be made while drifting when bundled with Heading Adjust..



©2017 MERCURY MARINE. All rights reserved. Reproduction in whole or in part without permission is prohibited. Simrad, SolarMax HD and GoFree are registered trademarks of Navico, Inc. Published 2/17. Printed in U.S.A. P/N 90-8M0128535

MercuryMarine.com

JOYSTICK FEATURES



JOYSTICK RIGGING

AUXILIARY JOYSTICK DUAL ENGINE

8M0115487

Auxiliary joystick is a joystick only station, perfect for larger boats and able to be mounted in a convenient location. Includes all components necessary for mounting. If 2 auxiliary joysticks are being installed, a DTS shadow mode resistor pack is needed in addition to this.

Dual engine JPO, JPS, JPI, and Zeus

AUXILIARY JOYSTICK - TRIPLE ENGINE

8M0115490

Auxiliary joystick is a joystick only station, perfect for larger boats and able to be mounted in a convenient location. Includes all components necessary for mounting. If 2 auxiliary joysticks are being installed, a DTS shadow mode resistor pack is needed in addition to this.

Triple engine JPO and Zeus

AUXILIARY JOYSTICK QUAD ENGINE



8M0117143

Auxiliary joystick is a joystick only station, perfect for larger boats and able to be mounted in a convenient location. Includes all components necessary for mounting. If 2 auxiliary joysticks are being installed, a DTS shadow mode resistor pack is needed in addition to this.

Quad engine JPO and Zeus

JOYSTICK RIGGING

JOYSTICK RIGGING

JOYSTICK ASSEMBLY



879365A21

The Joystick assembly is part of multiple Joystick Piloting kits to make boating easy.

The Joystick steering is offered across multiple engine systems. Joystick Piloting for Outboards (JPO), Joystick Piloting for Sterndrive (JPS) and ZEUS for Diesel.

JOYSTICK ASSEMBLY



8M0108314

Joystick Assembly used in Joystick Piloting applications, included in the rigging kits.

Service component for Joystick Piloting applications circa mid-2016 and later.

JOYSTICK ASSEMBLY



8M0118806

Joystick assembly used in Joystick Piloting for Inboards - single engine applications, included in the rigging kit.

Service component for Joystick Piloting for Inboards - single engine applications.

JOYSTICK ASSEMBLY



8M0118808

Joystick assembly used in Joystick Piloting for Inboards - dual engine applications, included in the rigging kits.

Service component for Joystick Piloting for Inboards - dual engine applications.

HELM PANEL BOARD -AUXILIARY JOYSTICK



8M0071505

This panel board includes parts needed to add Auxiliary Joystick for SC 2.5. Twin (SC 2.5 - QSB).

ELECTRONIC STEERING HELM ACTUATOR



8M8025733

Electronic Steering Helm Actuator used in Joystick Piloting applications, included in the rigging kits

Service component for Joystick Piloting applications prior to mid-2016 and earlier

INERTIAL MEASUREMENT UNIT



8M6002180

The Inertial Measurement Unit (IMU) contains software version 3.1.

The IMU is used with all Joystick Piloting applications - Outboard, Sterndrive and Zeus.

SMARTCRAFT GPS ANTENNA 400



8M0091565

SmartCraft GPS Antenna (4.0.12SC) Used with SmartTow Pro SC1000 gauges, MercMonitors, and VesselViews 4 and 7.

Sends CAN H and CAN P GPS data for use with GPS SmartTow and Joystick Piloting boats with Auto Pilot. Software 4.0.12SC

COMBO GPS/IMU



8M0105389

Combo GPS/IMU used in Joystick Piloting applications, included in the rigging kits Service component for Joystick Piloting applications circa mid-2016 and later

CAN H GATEWAY



8M0095543

Utilized in Joystick applications (typically included in the full rigging kit), provides an interface between CAN H GPS & IMU and the NMEA2000 device (approved chart plotter). Allows for advanced features such as Waypoint Sequencing, AutoHeading and SkyHook

Can be used on any Joystick application as an interface between CAN H and NMEA0183 OR NMEA2000. Not required for systems with the VesselView 4 or 7 display RTM5 software release that are using a NMEA2000 approved chartplotter

JOYSTICK: MAIN POWER RELAY HARNESS - 20 FT.



84-897345T08

Powers CCMs and TVMs for Joystick installations. Used in addition to 5 amp clean power harness. (20 ft. long)

JOYSTICK: MAIN POWER RELAY HARNESS - 40 FT.



84-879172T85

Powers CCMs and TVMs for Joystick installations. Used in addition to 5 amp clean power harness. (40 ft. long)

JOYSTICK: MAIN POWER RELAY HARNESS - 60 FT.

84-879172T86

Powers CCMs and TVMs for Joystick installations. Used in addition to 5 amp clean power harness. 60 ft. long

MAIN POWER RELAY HARNESS (DUAL HELM)



84-8M0047753

Power for upper helm CCM for Joystick installations. Tees off of lower helm main power relay harness. (20 ft. long)

84-8M0047754

Power for upper helm CCM for Joystick installations. Tees off of lower helm main power relay harness. (40 ft. long)

84-8M0047755

Power for upper helm CCM for Joystick installations. Tees off of lower helm main power relay harness. (60 ft. long)

10 PIN TO 5 PIN CAN H ADAPTER



84-8M0115495

Adapter harness that goes from 10 pin SmartCraft connector to 5 pin CAN H connector

Used for certain Joystick applications

JOYSTICK LINK CABLE - 26 INCH CENTERS



8M0077126

Link cable to be used on outboard joystick applications to ensure prevention of engines contacting each other. This item includes a 27 inch cable, which is to be used with engines mounted at a 26 inch center distance.

Mercury Joystick Piloting for Outboards, with engines mounted on 26 inch centers.

JOYSTICK LINK CABLE - 27 INCH CENTERS

8M0077129

Link cable to be used on outboard joystick applications to ensure prevention of engines contacting each other. This item includes a 28 inch cable, which is to be used with engines mounted at a 27 inch center distance.

Mercury Joystick Piloting for Outboards, with engines mounted on 27 inch centers.

JOYSTICK LINK CABLE - 28 INCH CENTERS

8M0077130

Link cable to be used on outboard joystick applications to ensure prevention of engines contacting each other. This item includes a 29 inch cable, which is to be used with engines mounted at a 28 inch center distance.

Mercury Joystick Piloting for Outboards, with engines mounted on 28 inch centers.

JOYSTICK LINK CABLE - 29 INCH CENTERS

8M0077133

Link cable to be used on outboard joystick applications to ensure prevention of engines contacting each other. This item includes a 30 inch cable, which is to be used with engines mounted at a 29 inch center distance.

Mercury Joystick Piloting for Outboards, with engines mounted on 29 inch centers.

JOYSTICK LINK CABLE - 30 INCH CENTERS

8M0077134

Link cable to be used on outboard joystick applications to ensure prevention of engines contacting each other. This item includes a 31 inch cable, which is to be used with engines mounted at a 30 inch center distance.

Mercury Joystick Piloting for Outboards, with engines mounted on 30 inch centers.

JOYSTICK LINK CABLE - 31 INCH CENTERS

8M0077135

Link cable to be used on outboard joystick applications to ensure prevention of engines contacting each other. This item includes a 32 inch cable, which is to be used with engines mounted at a 31 inch center distance.

Mercury Joystick Piloting for Outboards, with engines mounted on 31 inch centers.

JOYSTICK LINK CABLE - 32 INCH CENTERS

8M0077136

Link cable to be used on outboard joystick applications to ensure prevention of engines contacting each other. This item includes a 33 inch cable, which is to be used with engines mounted at a 32 inch center distance.

Mercury Joystick Piloting for Outboards, with engines mounted on 32 inch centers.

JOYSTICK LINK CABLE - 33 INCH CENTERS

8M0077137

Link cable to be used on outboard joystick applications to ensure prevention of engines contacting each other. This item includes a 34 inch cable, which is to be used with engines mounted at a 33 inch center distance.

Mercury Joystick Piloting for Outboards, with engines mounted on 33 inch centers.

JOYSTICK LINK CABLE - 34 INCH CENTERS

8M0077138

Link cable to be used on outboard joystick applications to ensure prevention of engines contacting each other. This item includes a 35 inch cable, which is to be used with engines mounted at a 34 inch center distance.

Mercury Joystick Piloting for Outboards, with engines mounted on 34 inch centers.

JOYSTICK LINK CABLE - 35 INCH CENTERS

8M0077139

Link cable to be used on outboard joystick applications to ensure prevention of engines contacting each other. This item includes a 36 inch cable, which is to be used with engines mounted at a 35 inch center distance.

Mercury Joystick Piloting for Outboards, with engines mounted on 35 inch centers.

JOYSTICK LINK CABLE - 36 INCH CENTERS

8M0077140

Link cable to be used on outboard joystick applications to ensure prevention of engines contacting each other. This item includes a 37 inch cable, which is to be used with engines mounted at a 36 inch center distance.

Mercury Joystick Piloting for Outboards, with engines mounted on 36 inch centers.

JOYSTICK LINK CABLE - 38 INCH CENTERS

8M0079408

Link cable to be used on outboard joystick applications to ensure prevention of engines contacting each other. This item includes a 39 inch cable, which is to be used with engines mounted at a 38 inch center distance.

Mercury Joystick Piloting for Outboards, with engines mounted on 38 inch centers.

JOYSTICK LINK CABLE - 25 INCH CENTERS, QUAD ONLY



8M0109000

Link cable to be used on outboard joystick applications to ensure prevention of engines contacting each other. This item includes a 23 inch adjustable cable, which is to be used with engines mounted at a 25 inch center distance. (quads only)

Mercury Joystick Piloting for Outboards, with quad engines mounted on 25 inch centers.


JOYSTICK LINK CABLE - 26 INCH CENTERS, QUAD ONLY

8M0108999

Link cable to be used on outboard joystick applications to ensure prevention of engines contacting each other. This item includes a 24 inch adjustable cable, which is to be used with engines mounted at a 26 inch center distance. (quads only)

Mercury Joystick Piloting for Outboards, with quad engines mounted on 26 inch centers.

JOYSTICK LINK CABLE - 27 INCH CENTERS, QUAD ONLY



8M0079292

Link cable to be used on outboard joystick applications to ensure prevention of engines contacting each other. This item includes a 25 inch adjustable cable, which is to be used with engines mounted at a 27 inch center distance. (quads only)

Mercury Joystick Piloting for Outboards, with quad engines mounted on 27 inch centers.

JOYSTICK LINK CABLE - 28 INCH CENTERS, QUAD ONLY

8M0079945

Link cable to be used on outboard joystick applications to ensure prevention of engines contacting each other. This item includes a 26 inch adjustable cable, which is to be used with engines mounted at a 28 inch center distance. (quads only)

Mercury Joystick Piloting for Outboards, with quad engines mounted on 28 inch centers.

JPI SIDE POWER THRUSTER ADAPTOR HARNESS



84-8M0125880

Allows Side Power brand thrusters to be used with Mercury's Joystick Piloting for Inboards. JPI kits are compatible with Vetus brand thrusters without this adaptor. One of these adaptor harnesses is required for each Side Power thruster on the boat.

Provides boats being equipped with Joystick Piloting for Inboards with the option to utilize Side Power brand thrusters.

HOSE ASSEMBLIES

POWER STEERING HOSE - BULKHEAD TO CYLINDER TANK



32-8M0077079

.5 inch hose, bulkhead to cylinder tank for joystick applications.

32-8M0077080

.5 inch hose, bulkhead to cylinder tank for joystick applications.

32-8M0077081

.5 inch hose, bulkhead to cylinder tank for joystick applications.

POWER STEERING HOSE - BULKHEAD TO CYLINDER PRESSURE



32-8M0077082

.375 inch hose, bulkhead to cylinder pressure for joystick applications.

32-8M0077083

.375 inch hose, bulkhead to cylinder pressure for joystick applications.

32-8M0077084

.375 inch hose, bulkhead to cylinder pressure for joystick applications.

POWER STEERING HOSE KITS-JOYSTICK PILOTING

JOYSTICK PILOTING STEERING HOSES



32-8M0078210

Kit includes two hoses of the same length (10 ft) for use on Joystick Piloting. The hoses will route from the pump to the bulk head fitting.

Can be used on Verado 250-350 HP and 400R Joystick installations.

JOYSTICK PILOTING HOSES

32-8M0078211

Kit includes two hoses of the same length (12 ft) for use on Joystick Piloting. The hoses will route from the pump to the bulk head fitting.

Can be used on Verado 250-350 HP and 400R Joystick installations.

32-8M0078212

Kit includes two hoses of the same length (14 ft) for use on Joystick Piloting. The hoses will route from the pump to the bulk head fitting.

Can be used on Verado 250-350 HP and 400R Joystick installations.

32-8M0078213

Kit includes two hoses of the same length (16 ft) for use on Joystick Piloting. The hoses will route from the pump to the bulk head fitting.

Can be used on Verado 250-350 HP and 400R Joystick installations.

32-8M0078214

Kit includes two hoses of the same length (18 ft) for use on Joystick Piloting. The hoses will route from the pump to the bulk head fitting.

Can be used on Verado 250-350 HP and 400R Joystick installations.

32-8M0078215

Kit includes two hoses of the same length (20 ft) for use on Joystick Piloting. The hoses will route from the pump to the bulk head fitting.

Can be used on Verado 250-350 HP and 400R Joystick installations.

32-8M0078216

Kit includes two hoses of the same length (22 ft) for use on Joystick Piloting. The hoses will route from the pump to the bulk head fitting.

Can be used on Verado 250-350 HP and 400R Joystick installations.

32-8M0078217

Kit includes two hoses of the same length (24 ft) for use on Joystick Piloting. The hoses will route from the pump to the bulk head fitting.

Can be used on Verado 250-350 HP and 400R Joystick installations.

32-8M0032520

Kit includes two hoses of same length (26 ft) for use on Joystick Piloting. The hoses will route from the pump to the bulk head fitting.

Can be used on Verado 250-350 HP and 400R Joystick installations.

32-8M0032530

Kit includes two hoses of the same length (28 ft) for use on Joystick Piloting. The hoses will route from the pump to the bulk head fitting.

Can be used on Verado 250-350 HP and 400R Joystick installations.

32-8M0032547

Kit includes two hoses of the same length (30 ft) for use on Joystick Piloting. The hoses will route from the pump to the bulk head fitting.

Can be used on Verado 250-350 HP and 400R Joystick installations.

32-8M0032630

Kit includes two hoses of the same length (32 ft) for use on Joystick Piloting. The hoses will route from the pump to the bulk head fitting.

Can be used on Verado 250-350 HP and 400R Joystick installations.

FITTINGS

BULKHEAD FITTING - RETURN LINE - SHORT



22-8M6001488

Required for all JPO systems. Return line, .75 inch thickness.

BULKHEAD FITTING - RETURN LINE - LONG



22-8M6002264

Required for all JPO systems. Return line, 3 inch thickness.

BULKHEAD FITTING - PRESSURE LINE - SHORT



22-8M6001495

Required for all JPO systems. Pressure line, .75 inch thickness.

BULKHEAD FITTING - PRESSURE LINE - LONG



22-8M6001497

Required for all JPO systems. Pressure line, 3 inch thickness.

BULKHEAD FITTING - 90 DEGREE RETURN LINE



22-8M0031467

Used on top of bulkhead fittings. .5 inch female to .5 inch male.

BULKHEAD FITTING - 90 DEGREE PRESSURE LINE



22-8M0031539

Used on top of bulkhead fittings. .375 inch female to .375 inch male.

STEERING CYLINDER FITTING - STRAIGHT RETURN LINE



22-8M2007090

This straight fitting can be used to replace the standard 90 degree cylinder fitting for some installs where needed. .375 inch male to .5 inch male.

STEERING CYLINDER FITTING - STRAIGHT PRESSURE LINE



22-8M0033226

This straight fitting can be used to replace the standard 90 degree cylinder fitting for some installs where needed. .375 inch male to .375 inch male.

STEERING CYLINDER FITTING - .8125 INCH**22-8M0131184**

This fitting can be used for some JPO installs where needed to further stabilize engines. .8125 inch (13/16).

DTS RIGGING

SMARTCRAFT AND DTS APPLICATION INFORMATION

Mercury Marine strongly recommends that boat builders and dealers use only Mercury Marine brand SmartCraft and DTS accessories. The throttle and shift functions on a boat are safety critical components. Mercury Marine validated the design and manufacture of the various SmartCraft and DTS accessories sold by Mercury Marine through an extensive product qualification testing protocol. Each of the Mercury Marine accessories for these systems has pass through that qualification process. It is not possible for Mercury Marine to test its systems with all of the accessories manufactured and sold by other entities. As a result, if a boat builder or dealer chooses to disregard the recommendation that only Mercury Marine accessories be used, the boat builder or dealer should adhere to specifications provided by Mercury Marine for all non-Mercury Marine components which interface with the Mercury Marine SmartCraft and/or DTS System. Documentation exhibiting compliance with these specifications should be submitted and approved by Mercury Marine prior to the finished product being released for sale. The Mercury Marine Limited Warranty does not provide coverage for damage caused by the use of accessories or parts not manufactured or sold by Mercury Marine.

DTS RIGGING KITS

The DTS complete master rigging kits listed in this section are for the 2007 DTS engines and newer. The DTS kits for older engines can be found in the "DTS Command Module Kits" section of this book. Please note, when buying the "DTS Command Module Kits" the control will need to be purchased separately. The controls can be found in the "Digital Throttle and Shift Controls" section of this book.

RIGGING KIT- DTS / PANEL-CHROME ERC



892984K31

This kit includes Chrome Panel ERC, Command module kit, Four way junction box, Boat harness to connect fuel tanks and paddle wheel and the Accessory Power Relay harness.

This kit is for 2007 DTS Engines and newer. For MCM engines a serial number break is needed to define use.

RIGGING KIT- DTS / PANEL (BLACK ERC)



892984K32

This kit includes Black Panel ERC, Command module kit, Four way junction box, Boat harness to connect fuel tanks and paddle wheel and the Accessory Power Relay harness.

This kit is for 2007 DTS Engines and newer. For MCM engines a serial number break is needed to define use.

RIGGING KIT - DTS - SLIM CONSOLE



6946 8M0079498

This kit includes Slim Console ERC, Command module kit, Four way junction box, Boat harness to connect fuel tanks and paddle wheel and Accessory Power Relay harness. The CAN pad features engine Start/Stop button, Dock mode button, Helm transfer button, Throttle only button, and a Mercury global dimming button. The trim function is located on the port handle.

This kit is for 2007 DTS Engines and newer. For MCM engines a serial number break is needed to define use.

RIGGING KIT - DTS - CONSOLE DUAL



8M0079499

This kit includes Dual Console ERC, Command module kit, 2 Four way junction boxes, 2 Boat harness to connect fuel tanks and paddle wheel and 2 Accessory Power Relay Harnesses. The CAN pad features individual engine trim buttons, Dock mode button, Helm transfer button, Throttle only button, Sync button and Mercury global dimming button. The control also features a Trim-all engine function which is located on the port handle.

This kit is for 2007 DTS Engines and newer. For MCM engines a serial number break is needed to define use.

RIGGING KIT - DTS-SHADOW MODE - TRIPLE



8M0079500

This kit includes Dual Console Triple Shadow Mode ERC, Command module kit, 4 Four way junction boxes, 1 Adapter harness, 2 Boat harness to connect fuel tanks and paddle wheel, 1 CAN P, 1 CAN H, 3 link harnesses, 1 Triple start/stop kit, 1 Triple lanyard kit and 1 Accessory Power Relay Harness. The CAN pad features individual engine trim buttons, Dock mode button, Helm transfer button, Throttle only button, Sync button and Mercury global dimming button. The control also features a Trim-all engine function which is located on the port handle.

This kit is for 2007 DTS Engines and newer. For MCM engines a serial number break is needed to define use.

RIGGING KIT - DTS-SHADOW MODE - QUAD



8M0079501

This kit includes Dual Console Quad Shadow Mode ERC, Command module kits with matched Keyswitch kit, 5 Four way junction boxes, 2 Boat harness to connect fuel tanks and paddle wheel, 1 Adapter, 1 Lanyard quad kit, 1 CAN H link harness, 1 Starboard and 1 Port start/stop kit, and 1 Accessory Power Relay Harness. The CAN pad features individual engine trim buttons, Dock mode button, Helm transfer button, Throttle only button, Sync button and a Mercury global dimming button. The control also features a Trim-all engine function which is located on the port handle.

This kit is for 2007 DTS Engines and newer. For MCM engines a serial number break is needed to define use.

DTS COMMAND MODULE AND HARNESS KITS

The "DTS Command Module Kits" include: Command module(s), command module harness(es), and Key switch(es). These kits are listed in this section from most current model year and back to 2004 (where still supported). **Controls are sold separately** Controls can be found in the "Digital Throttle and Shift Controls" section of this book.

PANEL MOUNT / SLIM BINNACLE - DTS COMMAND MODULE KIT



84-893377K04

SmartCraft DTS Command Module required for Gen I (2007) and newer DTS systems. Includes DTS Command Module (891661T10), panel mount harness (893377T03), key switch and mounting hardware. Used with 892984A01 and 892984A02 Panel Mount Controls, and 8M0079290 and 8M0079291 Slim Binnacle Controls.

Gen I (2007) DTS Engines and newer. MCM requires serial number break to define use.

PANEL MOUNT CONTROL- DTS COMMAND MODULE KIT



84-893377K03

SmartCraft DTS Command Module (891661T05) required for 2006 DTS systems. Includes DTS Command Module, panel mount harness, key switch and mounting hardware. Used with 892984A01 and 892984A02 Panel Mount Controls.

2006 DTS engines only

PANEL MOUNT CONTROL- DTS COMMAND MODULE KIT



84-893377K01

SmartCraft DTS Command Module required for 2005 DTS systems. Includes DTS Command Module (891661T03), panel mount harness, key switch and mounting hardware. Used with 892984A01 and 892984A02 Panel Mount Controls. (uses 891661T03)

2005 DTS engines

PANEL ERC FOOT THROTTLE- DTS COMMAND MODULE KIT



84-893377K02

SmartCraft DTS Command Module required for 2005 DTS systems. Includes DTS Command Module (891661T04) for Foot Throttle, Panel Mount Harness, Key Switch and mounting hardware. Used with 892984A01 and 892984A02 Panel Mount Controls with special Foot Throttle Software.
2005 DTS engines only

PANEL MOUNT DTS COMMAND MODULE KIT



84-891926K01

SmartCraft DTS Command Module required for 2004 DTS systems. Includes DTS Command Module (891661T01), key switch and mounting hardware. Used with 883465a 1 and 883465a2 Panel Mount Controls.
2004 OptiMax 225 DTS outboards and 8.1L/496 Mag MerCruiser DTS sterndrive engines.

SLIM BINNACLE - COMMAND MODULE KIT



84-896372K02

Smartcraft Command Module used on Gen I (2007) DTS engines- Includes command module (891661T10) and command module harness (896372a01), keyswitch (893353A03) and mounting hardware. Used with ERC Slim Binnacle.
Gen I (2007) DTS Engines and newer. MCM requires serial number break to define use.

SLIM BINNACLE - COMMAND MODULE KIT



84-896372K01

Smartcraft Command Module used on 2006 DTS engines- Includes command module (891661T05) and harness, keyswitch and mounting hardware. Used with ERC Slim Binnacle.
2006 DTS engines only

SINGLE CONSOLE/ZERO EFFORT COMMAND MODULE KIT



84-892955K04

Smartcraft Command Module used on 2007 (Gen I) DTS engines- Includes command module (891661T06) and command module harness (892955A02), keyswitch(893353A03) and mounting hardware. Used with 877775A08, A10, A12, ERC's and Zero Effort 840712A__ series controls
Gen I (2007) DTS Engines and newer

SINGLE CONSOLE/ZERO EFFORT COMMAND MODULE KIT



84-892955K03

Smartcraft Command Module used on 2006 DTS engines- Includes command module and harness, keyswitch and mounting hardware. Used with 877775A08, A10, A12, ERC's and Zero Effort 840712A__ series controls Does not backfit. (uses 891661005)
2006 DTS engines only

SINGLE CONSOLE/ZERO EFFORT COMMAND MODULE KIT



84-892955K01

Smartcraft Command Module used on 2005 DTS engines- Includes command module and harness, keyswitch and mounting hardware. Used with 877775A08, A10, A12, ERC's and Zero Effort 840712A__ series controls Does not backfit. (uses 891661003)

2005 DTS outboards and 8.1L/496 Mag DTS MCM/ MIE
Serial number OW040000 thru OW649999

SINGLE CONSOLE/ZERO EFFORT DTS COMMAND MODULE KIT

84-891924K01

SmartCraft DTS Command Module required for 2004 DTS systems. Includes DTS Command Module, key switch and mounting hardware. Used with 877775a2, 877775a4, 877774a6 Single Handle Console Mount Controls or Single engine Zero Effort controls- 840712a1 thru a8

2004 OptiMax 225 DTS outboards and 8.1L/496 Mag MerCruiser DTS sterndrive and inboard engines.

DUAL CONSOLE/ZERO EFFORT DTS COMMAND MODULE KIT



84-893378K04

SmartCraft DTS Command Module required for 2007 (Gen I) DTS systems. Includes DTS Command Module(2 each- 891661T06),matched key switch (1 each-893353A04),command module harness (893378A02) and mounting hardware. Used with 877775a07, 877775a11, 877775a09 Dual Engine Console Mount Controls or Dual Engine Zero Effort Controls 840714A__ series
Gen I (2007) DTS Engines and newer

DUAL CONSOLE/ZERO EFFORT DTS COMMAND MODULE KIT



84-893378K03

SmartCraft DTS Command Module required for 2006 DTS systems. Includes DTS Command Module(2), key switch(2), harness and mounting hardware. Used with 877775a07, 877775a11, 877775a09 Dual Engine Console Mount Controls or Dual Engine Zero Effort Controls 840714A__ series

2006 DTS engines only

DUAL CONSOLE/ZERO EFFORT DTS COMMAND MODULE KIT



84-893378K01

SmartCraft DTS Command Module required for 2005 DTS systems. Includes DTS Command Module(2), key switch(2), harness and mounting hardware. Used with 877775a07, 877775a11, 877774a09 Dual Engine Console Mount Controls or Dual Engine Zero Effort Controls 840714A__ series

2005 DTS outboards and 8.1L/496 Mag DTS MCM/ MIE
Serial Number OW 040000 thru OW649999

COMMAND MODULE TRIPLE




892955K32

This DTS Rigging Kit includes 1 Command Module Kits with matched keys (892955K06 with 3 each 891661T10 and 893353A05 matched keyswitch), 1 Triple Engine Lanyard harness Kit (895725A04), 1 Triple Engine Start/Stop Kit (887767K03), 4 four way junction boxes (878492K14), 2 Boat Harnesses (859743T03), 1 Link Cable (84-893452A01), Triple Engine DTS Link Harness (84-896206T15), 4 position dash mounted trim switch, (897635K01), adapter harness (84-896394T01) and 1 Accessory/Relay Harnesses (889611K01). Zero Effort Control and data Harness (892451T/B__ - one per engines to correct length) must be ordered separately.

Gen I (2007) DTS Engines and newer. MCM requires serial number break to define use. For products using Zero Effort Controls

COMMAND MODULE TRIPLE



892955K22

This DTS Rigging Kit includes 3 Command Module Kits with keys (892955K03), 1 Triple Engine Lanyard harness Kit (895725A01), 1 Triple Engine Start/Stop Kit (887767K03), 3 four way junction boxes (878492K14), 3 Boat Harnesses (859743T03), Triple Engine DTS Link Harness (84-896206T15), 4 position dash mounted trim switch, (897635K01), adapter harness (84-896394T01) and 1 Accessory/Relay Harnesses (889611K01). Zero Effort Control and data Harness (892451T/B__ - one per engines to correct length) must be ordered separately.

2006 DTS engines

DUAL CONSOLE/ZERO EFFORT DTS COMMAND MODULE KIT



84-891925K01

SmartCraft DTS Command Module required for 2004 DTS systems. Includes DTS Command Module(2), key switch(2), harness and mounting hardware. Used with 877775a1, 877775a3, 877774a5 Dual Engine Console Mount Controls or Dual Engine Zero Effort Controls 840714A__ series
2004 OptiMax 225 DTS outboards and 8.1L/496 Mag MerCruiser DTS sterndrive and inboard engines.

DTS RIGGING KIT-TRIPLE W/O ZE CONTROL



892955K02

This DTS Rigging Kit includes 3 Command Module Kits with keys (892955K01), 1 Triple Engine Lanyard harness Kit (895725A01), 1 Triple Engine Start/Stop Kit (887767K03), 3 fourway junction boxes (878492K 4), 3 Boat Harnesses (859743T 2), Triple Engine DTS Link Harness (84-896206T01), CAN 1 Link Harness Assy (84-893452A01), and 3 Accessory/Relay Harnesses (889611K01). Zero Effort Control and data Harness (892451T/B__ - one per engines to correct length) must be ordered separately.
2005 DTS engines


COMMAND MODULE KIT- DTS (TRIPLE) SHADOW



84-896377K02

SmartCraft DTS Command Module required for Gen I (2007) and newer DTS systems. Includes DTS Command Module(3) (891661T06), matches key switch kit(1) (893353A05), command module harness(896377t02), DTS link adapter(893452A01) and mounting hardware. Used with ERC 877775A21
Gen I (2007) DTS Engines and newer. MCM requires serial number break to define use.

TRIPLE ENGINE SHADOW MODE DTS COMMAND MODULE KIT



84-896377K01

SmartCraft DTS Command Module required for 2006 DTS systems. Includes DTS Command Module(3), key switch(3). Used with ERC 877775A15
2006 DTS engines

COMMAND MODULE KIT- DTS (QUAD)




84-896377K03

*** ALSO NEED 892955K05 FOR COMPLETE QUAD INSTALL ***
SmartCraft DTS Command Module required for 2007 (Gen I) DTS systems. Includes DTS Command Module(3-891661T10), matches key switch kit(1-893353A06) command module harness (896377T02), DTS link adapter (893452A01) and mounting hardware. Used with ERC 877775A21.
Gen I (2007) DTS Engines and newer

DTS HELM BOARD KITS (HELM BOARDS ONLY)

DUAL ENGINE HELM BOARD DTS KIT



899859K01

Kit includes J-Box, Command Module Harness, Command Module, Accessory Power Relay and Terminal Strip all components come pre-mounted on plastic board includes mounting hardware for vessel install.
For Dual ERC. DTS GEN I and newer.

HELM BOARD DTS KIT - SLIM



899859K02

Kit includes J-Box, Command Module Harness, Command Module, Accessory Power Relay and Terminal Strip all components come pre-mounted on plastic board includes mounting hardware for vessel install
For Slim Binnacle ERC. DTS GEN I and newer.

HELM BOARD DTS KIT - PANEL / SLIM BINNACLE



899859K03

Kit includes J-Box, Command Module Harness, Command Module, Accessory Power Relay and Terminal Strip all components come pre-mounted on plastic board includes mounting hardware for vessel install
For Single Panel Mount and GEN 2 Slim Binnacle ERC. DTS GEN I and newer.

DTS COMPONENTS

COMMAND MODULE KIT



77-8M0109482

Command Module Kit software version 80. The module can be reprogrammed using the CDS - G3 service tool
Match the software version needed with engine feature requirements

HARDWARE BAG ASSEMBLY



56-820386A85

Not all parts listed are available for the European, C.I.S., Africa and Middle East Markets.
For more information, please contact your local Mercury, Mariner, MerCruiser or Quicksilver Office.

DIESEL RIGGING

2.0L ENGINE RIGGING KITS

2.0L RIGGING KIT - MECHANICAL ALPHA



8M0106703

Rigging kit includes VIP panel, 20 foot power harness, 10 foot vessel extension harness, fuel level harness, e-stop harness, diagnostic port and harness, fuel filter, sterndrive harness, transom hardware, helm harness and 4 way junction box
2.0L Diesel Mechanical Sterndrive (Alpha)

2.0L RIGGING KIT - MECHANICAL BRAVO



8M0106704

Rigging kit includes VIP panel, 20 foot power harness, 10 foot vessel extension harness, fuel level harness, e-stop harness, diagnostic port and harness, fuel filter, sterndrive harness, transom hardware, helm harness and 4 way junction box.
2.0L Diesel Mechanical Sterndrive (Bravo)

2.0L RIGGING KIT - DTS BRAVO



8M0106702

Rigging kit includes VIP panel, 20 foot power harness, 10 foot vessel extension harness, fuel level harness, e-stop harness, diagnostic port and harness, fuel filter, sterndrive harness, transom hardware and shift plate
2.0L Diesel DTS Sterndrive (Bravo)

2.0L RIGGING KIT - DTS INBOARD



8M0106705

Rigging kit includes VIP panel, 20 foot power harness, 10 foot vessel extension harness, fuel level harness, e-stop harness, diagnostic port and harness, inboard harness, fuel filter, sea water filter, thru hull fitting and hose
2.0L Diesel DTS Inboard

2.0L RIGGING KIT - MECHANICAL INBOARD



8M0106706

Rigging kit includes VIP panel, 20 foot power harness, 10 foot vessel extension harness, fuel level harness, e-stop harness, diagnostic port and harness, inboard harness, fuel filter, sea water filter, thru hull fitting and hose, helm harness and 4 way junction box.
2.0L Diesel Mechanical Inboard

PANELS DTS

TDI 3.0L 260 HP ENGINE ASSEMBLY KIT - DTS STERNDRIVE

98 8M0078877

Engine Assembly Kit includes Drive Lube Monitor, MerCathode, Shift Actuator, Fuel Module, Exhaust Bullhorn, Literature Kit, Vessel Adapter Assembly and Vessel Sensor Harness.
Must be used with the correct engine during installation
Mercury Diesel TDI 3.0L 260 HP DTS Sterndrive

TDI 4.2L 335 HP ENGINE ASSEMBLY KIT - DTS STERNDRIVE

98 8M0078875

Engine Assembly Kit includes Drive Lube Monitor, MerCathode, Shift Actuator, Fuel Module, Exhaust Bullhorn, Literature Kit, Vessel Adapter Assembly and Vessel Sensor Harness.
Must be used with the correct engine during installation
Mercury Diesel TDI 4.2L 335 HP DTS Sterndrive

TDI 4.2L 370 HP ENGINE ASSEMBLY KIT - DTS STERNDRIVE

98 8M0078873

Engine Assembly Kit includes Drive Lube Monitor, MerCathode, Shift Actuator, Fuel Module, Exhaust Bullhorn, Literature Kit, Vessel Adapter Assembly and Vessel Sensor Harness.
Must be used with the correct engine during installation
Mercury Diesel TDI 4.2L 370 HP DTS Sterndrive

TDI 3.0L 260 HP ENGINE ASSEMBLY KIT - DTS INBOARD

98-8M0078885

Engine Assembly Kit includes Fuel Module, Literature Kit, Vessel Adapter Assembly, Vessel Sensor Harness, Drive Application Harness and Gear Actuation Harness. Must be used with the correct engine during installation
Mercury Diesel TDI 3.0L 260 HP DTS Inboard

TDI 4.2L 335 HP ENGINE ASSEMBLY KIT - DTS INBOARD

98-8M0078884

Engine Assembly Kit includes Fuel Module, Literature Kit, Vessel Adapter Assembly, Vessel Sensor Harness, Drive Application Harness and Gear Actuation Harness. Must be used with the correct engine during installation
Mercury Diesel TDI 4.2L 335 HP DTS Inboard

TDI 4.2L 370 HP ENGINE ASSEMBLY KIT - DTS INBOARD

98-8M0078883

Engine Assembly Kit includes Fuel Module, Literature Kit, Vessel Adapter Assembly, Vessel Sensor Harness, Drive Application Harness and Gear Actuation Harness. Must be used with the correct engine during installation
Mercury Diesel TDI 4.2L 370 HP DTS Inboard

PANELS NON DTS

TDI 3.0L 260 HP ENGINE ASSEMBLY KIT - MECH STERNDRIVE

98-8M0078878

Engine Assembly Kit includes - Drive Lube Monitor, MerCathode, Shift Actuator, Exhaust Bullhorn, Literature Kit, Vessel Adapter Assembly and Vessel Sensor Harness.
Must be used with the correct engine during installation
Mercury Diesel TDI 3.0L 260 HP Mechanical Sterndrive

TDI 4.2L 335 HP ENGINE ASSEMBLY KIT - MECH STERNDRIVE

98-8M0078876

Engine Assembly Kit includes - Drive Lube Monitor, MerCathode, Shift Actuator, Exhaust Bullhorn, Literature Kit, Vessel Adapter Assembly and Vessel Sensor Harness.
Must be used with the correct engine during installation
Mercury Diesel TDI 4.2L 335 HP Mechanical Sterndrive

TDI 4.2L 370 HP ENGINE ASSEMBLY KIT - MECH STERNDRIVE

98-8M0078874

Engine Assembly Kit includes - Drive Lube Monitor, MerCathode, Shift Actuator, Exhaust Bullhorn, Literature Kit, Vessel Adapter Assembly and Vessel Sensor Harness.
Must be used with the correct engine during installation
Mercury Diesel TDI 4.2L 370 HP Mechanical Sterndrive

TDI 3.0L 260 HP ENGINE ASSEMBLY KIT - MECH INBOARD

98-8M0078886

Engine Assembly Kit includes- Literature Kit, Vessel Adapter Assembly, Vessel Sensor Harness, Drive Application Harness and Gear Actuation Harness. Must be used with the correct engine during installation
Mercury Diesel TDI 3.0L 260 HP Mechanical Inboard

MERCURY DIESEL MECHANICAL HELM HARNESS



84-8M0084296

Non DTS Helm Harness
Mercury Diesel: Mechanical versions of TDI 3.0L and 4.2L, Tier 2 and Tier 3 (use one per engine at the helm), does not support SmartCraft depth or steering sensors

DIESEL TDI RIGGING

MERCURY DIESEL TDI STERNDRIVE HARNESS KIT

8M0099152

Kit to simplify ordering engine rigging components specific to a TDI Sterndrive application - contains a 3 meter engine to VAA harness, 20 foot engine unswitched power harness, 10 foot vessel sensor extension harness, fuel level harness, 10 foot trim pump/sender extension harness, a diagnostic port and a 3 foot diagnostic yellow CAN cable. Does not include helm rigging (control, harnessing, gauges, etc).

Can be used on all Mercury Diesel TDI sterndrive packages.

MERCURY DIESEL TDI AXIUS HARNESS KIT



8M0099153

Kit to simplify ordering engine rigging components specific to a TDI Axius application - contains a 3 meter engine to VAA harness, 20 foot engine unswitched power harness, 10 foot vessel sensor extension harness, fuel level harness, 10 foot trim pump/sender extension harness, a 3 foot diagnostic yellow CAN cable, TVM to VAA cable, 40 foot helm clean power harness, key switch kit and two Axius adapter harnesses. Does not include helm rigging (control, harnessing, gauges, etc).

Use only on Mercury Diesel TDI Axius applications

MERCURY DIESEL TDI INBOARD HARNESS KIT



8M0099154

Kit to simplify ordering engine rigging components specific to a TDI Inboard application - contains a 3 meter engine to VAA harness, 20 foot engine unswitched power harness, 10 foot vessel sensor extension harness, fuel level harness, 10 foot drive application extension harness, a diagnostic port and a 3 foot diagnostic yellow CAN cable. Does not include helm rigging (control, harnessing, gauges, etc).

Can be used on all Mercury Diesel TDI inboard packages.

SIMS MODULE



77-8M0086461

Sim module(Service) with unique software for the engine
100 DTS Sterndrive TDI - V6

77-8M0086455

Sim module(Service) with unique software for the engine
260 DTS Sterndrive TDI - V6

77-8M0086462

Sim module(Service) with unique software for the engine
100 Mech Sterndrive TDI - V6

77-8M0086456

Sim module(Service) with unique software for the engine
230 DTS Sterndrive TDI - V6

77-8M0086459

Sim module(Service) with unique software for the engine
230 Mech Sterndrive TDI - V6

77-8M0086454

Sim module(Service) with unique software for the engine
260 DTS Sterndrive TDI - V6

77-8M0086465

Sim module(Service) with unique software for the engine
230 DTS Inboard TDI - V6 (4000 RPM)

77-8M0086467

Sim module(Service) with unique software for the engine
230 Mech Inboard TDI - V6 (4000 RPM)

77-8M0086469

Sim module(Service) with unique software for the engine
230 Mech Inboard TDI - V6 (3500 RPM)

77-8M0086463

Sim module(Service) with unique software for the engine
260 DTS Inboard TDI - V6

77-8M0086464

Sim module(Service) with unique software for the engine
260 Mech Inboard TDI - V6

77-8M0041733

Sim module(Service) with unique software for the engine
335 DTS Sterndrive TDI - V8

77-8M0041757

Sim module(Service) with unique software for the engine
335 Mech Sterndrive TDI - V8

77-8M0041718

Sim module(Service) with unique software for the engine
370 DTS Sterndrive TDI - V8

77-8M0041734

Sim module(Service) with unique software for the engine
370 Mech Sterndrive TDI - V8

77-8M0041674

Sim module(Service) with unique software for the engine
335 DTS Inboard TDI - V8

77-8M0041671

Sim module(Service) with unique software for the engine
370 DTS Inboard TDI - V8

MERCURY DIESEL TDI ENGINE HARNESS - ENGINE TO VAA



84-8M0066846

2 meter engine to VAA harness
Mercury Diesel TDI 3.0L and 4.2L Engines

8M0066847

3 meter engine to VAA harness
Mercury Diesel TDI 3.0L and 4.2L Engines

8M0066848

4 meter engine to VAA harness
Mercury Diesel TDI 3.0L and 4.2L Engines

MERCURY DIESEL TDI MECHANICAL JOHNNY THROTTLE EXTENSION HARNESS



84-8M0079850

Extension harness - Throttle Mechanical - 10 ft
Mercury Diesel TDI 3.0L and 4.2L Diesels, included in the mechanical engine assembly kit

84-8M0079851

Extension harness - Throttle Mechanical - 20 ft
Mercury Diesel TDI 3.0L and 4.2L Diesels, included in the mechanical engine assembly kit

MERCURY DIESEL TDI LIFT PUMP HARNESS EXTENSION



84-8M0079847

Extension Harness, 20 ft.
Used in conjunction with off engine Racor lift pump, included in mechanical engine assembly kits

MERCURY DIESEL TDI VESSEL SENSOR HARNESS



84-8M0118364

Harness - Vessel Sensor
Mercury Diesel TDI 3.0L and 4.2L Diesels, included in the engine assembly kit, does not support SmartCraft depth or steering sensors

MERCURY DIESEL MECHANICAL HELM HARNESS



84-8M0084296

Non DTS Helm Harness
Mercury Diesel: Mechanical versions of TDI 3.0L and 4.2L, Tier 2 and Tier 3 (use one per engine at the helm), does not support SmartCraft depth or steering sensors

MERCURY DIESEL TDI DRIVE APPLICATION EXTENSION HARNESS



84-8M0080191

5 foot TDI Drive Application Extension Harness
Mercury Diesel TDI 3.0L and 4.2L Engines

MERCURY DIESEL TDI DRIVE APPLICATION EXTENSION HARNESS

84-8M0080192

10 foot TDI Drive Application Extension Harness
Mercury Diesel TDI 3.0L and 4.2L Engines

MERCURY DIESEL TDI DRIVE APPLICATION EXTENSION HARNESS



84-8M0080193

15 foot TDI Drive Application Extension Harness
Mercury Diesel TDI 3.0L and 4.2L Engines

84-8M0080194

20 foot TDI Drive Application Extension Harness
Mercury Diesel TDI 3.0L and 4.2L Engines

POWER HARNESS



84-899887T13

Engine unswitched power harness (10 ft)
All diesels - both Non DTS and DTS

84-899887T14

Engine unswitched power harness (20 ft)
All diesels - both Non DTS and DTS

VESSEL SENSOR EXTENSION HARNESS



84-899888T21

Vessel sensor extension harness (Optional) 5 feet
All Diesel products Non DTS and DTS including Axis

84-899888T22

Vessel sensor extension harness (Optional) 10 feet
All Diesel products Non DTS and DTS including Axis

84-899888T23

Vessel sensor extension harness (Optional) 15 feet
All Diesel products Non DTS and DTS including Axis

84-899887T17

Vessel sensor extension harness (Optional) 20 feet
All Diesel products Non DTS and DTS including Axis

MERCURY DIESEL TDI AXIUS HARNESS ADAPTER



84-8M0079849

Harness adapter Axis
Mercury Diesel TDI 3.0L and 4.2L Sterndrive

MERCURY DIESEL TDI DRIVE LUBE MONITOR EXTENSION HARNESS



84-8M0080787

Harness Extension - Drive Lube Monitor
Mercury Diesel TDI 3.0L and 4.2L Sterndrive

SHIFT ACTUATOR HARNESS



84-879312T12

Shift actuation harness.
Sterndrive harness extension

EXTENSION HARNESS- NEUTRAL SAFETY



84-899887T01

Harness extension used with neutral safety switch. (DTS Shift Actuator)
Sterndrives (DTS)

SWITCH EMERGENCY STOP



8M0068875

E-Stop switch for emergency stop
All diesel engines

SWITCH EMERGENCY STOP



84-8M6000699

E-Stop switch for emergency stop
All diesel engines (SC 2.5)

KEY SWITCH EXTENSION - NO CRANK - 20 FOOT



84-879312T77

This extension is used when the remote mounting a keyswitch (no crank possible).
Only has off/on functions - 20 foot length
Used on all DTS engines.

KEY SWITCH EXTENSION - NO CRANK - 30 FOOT

84-879312T78

This extension is used when the remote mounting a keyswitch (no crank possible).
Only has off/on functions - 30 foot length
Used on all DTS engines.

KEY SWITCH EXTENSION - NO CRANK - 40 FOOT

84-879312T79

This extension is used when the remote mounting a keyswitch (no crank possible).
Only has off/on functions - 40 foot length
Used on all DTS engines.

KEY SWITCH EXTENSION - NO CRANK - 50 FOOT

84-879312T80

This extension is used when the remote mounting a keyswitch (no crank possible).
Only has off/on functions - 50 foot length
Used on all DTS engines.

KEY SWITCH EXTENSION - NO CRANK - 60 FOOT

84-879312T81

This extension is used when the remote mounting a keyswitch (no crank possible).
Only has off/on functions - 60 foot length
Used on all DTS engines.

KEY SWITCH EXTENSION - NO CRANK - 70 FOOT

84-879312T82

This extension is used when the remote mounting a keyswitch (no crank possible). Only has off/on functions - 70 foot length
Used on all DTS engines.

KEY SWITCH EXTENSION - NO CRANK - 80 FOOT

84-879312T83

This extension is used when the remote mounting a keyswitch (no crank possible). Only has off/on functions - 80 foot length
Used on all DTS engines.

VESSEL PANELS DTS

VESSEL INTERFACE PANEL



84-8M0070056

Vessel interface Panel for QSB/QSC/QL/QSM diesel engines that includes a SIM and loaded software for a specific engine family. (White Box)
VIP communicates diesel engine data
DTS Inboard (SC 2.2)

8M0086566

Vessel interface panel for QSB/QSC/QL/QSM diesel engines that includes a SIM and loaded software for a specific engine family. (White Box)
VIP communicates diesel engine data
DTS Inboard (SC 2.5)

84-8M0070058

Vessel interface panel for QSB/QSC/QL/QSM diesel engines that includes a SIM and loaded software for a specific engine family. (White Box)
VIP communicates diesel engine data
DTS Inboard + Troll (SC 2.2)

8M0086567

Vessel interface panel for QSB/QSC/QL/QSM diesel engines that includes a SIM and loaded software for a specific engine family. (White Box)
VIP communicates diesel engine data
DTS Inboard + Troll (SC 2.5)

VESSEL INTERFACE PANEL - QSB/QSC/QL/QSM

84-8M0070060

Vessel interface panel for QSB/QSC/QL/QSM diesel engines that includes a SIM and loaded software for a specific engine family. (White Box)
VIP communicates diesel engine data.
NON-DTS Inboard (SC 2.2), QSB/QSC/QL/QSM

VESSEL PANEL -VIP - QSB/QSC/QL/QSM

8M0086565

Vessel interface panel for QSB/QSC/QL/QSM diesel engines that includes a SIM and loaded software for a specific engine family. (White Box)
VIP communicates diesel engine data
NON-DTS Inboard (SC 2.5)

84-8M0070062

Vessel interface panel for QSB/QSC/QL/QSM diesel engines that includes a SIM and loaded software for a specific engine family. (White Box)
VIP communicates diesel engine data
DTS Sterndrive (SC 2.2)

77-8M0078038

Vessel interface panel for QSB/QSC/QL/QSM diesel engines that includes a SIM and loaded software for a specific engine family. (White Box)
VIP communicates diesel engine data
DTS Sterndrive (SC 2.5)

VESSEL INTERFACE PANEL - QSB/QSC/QL/QSM

84-8M0070063

Vessel interface panel for QSB/QSC/QL/QSM diesel engines that includes a SIM and loaded software for a specific engine family. (White Box)
VIP communicates diesel engine data
NON-DTS Sterndrive (SC 2.2), QSB/QSC/QL/QSM

VESSEL PANEL -VIP - QSB/QSC/QL/QSM

77-8M0078039

Vessel interface panel for QSB/QSC/QL/QSM diesel engines that includes a SIM and loaded software for a specific engine family. (White Box)
VIP communicates diesel engine data
NON-DTS Sterndrive (SC 2.5)

VESSEL PANEL KIT



8M0070435

VIP Kit with Harness, VIP and Operations Manual Flashed with software. (Includes 8M0070064)
Zeus Twin (SC 2.2)

VESSEL PANEL KIT



8M0072599

VIP Kit with Harness, VIP and Operations Manual Flashed with software. (Includes 8M00787774)
Zeus Twin (SC 2.5)

VESSEL PANEL -VIP - QSB/QSC/QL/QSM



84-8M0070064

Vessel integration panel for QSB/QSC/QL/QSM diesel engines that includes a SIM and loaded software for a specific engine family. (White Box)
VIP communicates diesel engine data
Zeus (SC 2.2)

8M0088792

Vessel integration panel for QSB/QSC/QL/QSM diesel engines that includes a SIM and loaded software for a specific engine family. (White Box)
VIP engine data
Zeus (SC 2.5)

DIESEL RIGGING

VESSEL INTERFACE PANEL

84-8M0070055

Vessel integration panel for QSB/QSC/QSL/QSM diesel engines that includes a SIM and loaded software for a specific engine family. (White Box)
VIP communicates diesel engine data .
DTS Hydra Triple Zeus (SC 3.0)

VESSEL PANEL -VIP - QSB/QSC/QSL/QSM

84-8M0070053

Vessel integration panel for QSB/QSC/QSL/QSM diesel engines that includes a SIM and loaded software for a specific engine family. (White Box)
VIP communicates diesel engine data
DTS Hydra Quad Zeus (SC 3.0)

VESSEL INTERFACE PANEL - NO SIM

84-8M6001456

Service Vessel interface panel without Sim. Used to service all VIP boxes for single and twin models. (White Box)

QSB/QSC/QSL/QSM Single and Twin engines (Inboard, Sterndrive and Zeus)

84-8M6001455

Service Vessel interface panel without Sim. Used to service all VIP boxes for triple models. (White Box)

QSB/QSC/QSL/QSM Triple engines (Zeus)

84-8M6001454

Service Vessel interface panel without Sim. Used to service all VIP boxes for Quad models. (White Box)

QSB/QSC/QSL/QSM Quad engines (Zeus)

PANELS DTS

MERCURY DIESEL VESSEL INTERFACE PANEL - DTS INBOARD



84-8M0070066

Vessel Interface Panel: includes a SIM and loaded software for a specific engine family. (White Box)
VIP communicates diesel engine data
Mercury Diesel - DTS Inboard (SC 2.2), Tier 2 (2.0L, 2.8L and 4.2L inline engines)

MERCURY DIESEL VESSEL INTERFACE PANEL - DTS INBOARD (TROLL)

84-8M0070068

Vessel Interface Panel: includes a SIM and loaded software for a specific engine family. (White Box)
VIP communicates diesel engine data.
Mercury Diesel - DTS Inboard + Troll (SC 2.2), Tier 2 (2.0L, 2.8L and 4.2L inline engines)

MERCURY DIESEL VESSEL INTERFACE PANEL - DTS STERNDRIVE

84-8M0070069

Vessel Interface Panel: includes a SIM and loaded software for a specific engine family. (White Box)
VIP communicates diesel engine data
Mercury Diesel - DTS Sterndrive (SC 2.2), Tier 2 (2.0L, 2.8L and 4.2L inline engines)

MERCURY DIESEL VESSEL INTERFACE PANEL - AXIUS GEN II

84-8M0070070

Vessel Interface Panel: includes a SIM and loaded software for a specific engine family. (White Box)
VIP communicates diesel engine data
Mercury Diesel - Axis Gen II (SC 2.5), Tier 2 (2.0L, 2.8L and 4.2L inline engines)

VESSEL INTERFACE PANEL - NO SIM

84-8M6000701

service Vessel Interface Panel without Sim. Used to service all VIP boxes DTS models. (White Box)
DTS QSD engines (Inboard, Sterndrive and Axis)

PANELS NON DTS

VESSEL INTERFACE PANEL - QSB/QSC/QSL/QSM



84-8M0070060

Vessel interface panel for QSB/QSC/QSL/QSM diesel engines that includes a SIM and loaded software for a specific engine family. (White Box)
VIP communicates diesel engine data.
NON-DTS Inboard (SC 2.2), QSB/QSC/QSL/QSM

VESSEL PANEL -VIP - QSB/QSC/QSL/QSM

8M0086565

Vessel interface panel for QSB/QSC/QSL/QSM diesel engines that includes a SIM and loaded software for a specific engine family. (White Box)
VIP communicates diesel engine data
NON-DTS Inboard (SC 2.5)

VESSEL INTERFACE PANEL - QSB/QSC/QSL/QSM

84-8M0070063

Vessel interface panel for QSB/QSC/QSL/QSM diesel engines that includes a SIM and loaded software for a specific engine family. (White Box)
VIP communicates diesel engine data
NON-DTS Sterndrive (SC 2.2), QSB/QSC/QSL/QSM

VESSEL INTERFACE PANEL - NO SIM

84-8M6001456

Service Vessel interface panel without Sim. Used to service all VIP boxes for single and twin models. (White Box)

QSB/QSC/QSL/QSM Single and Twin engines (Inboard, Sterndrive and Zeus)

SIM MODULE - SERVICE ONLY



8M0050264

Module (48 Sim) for service replacement for vessel interface panels (VIP) Has service only start up software.

All Diesel Current VIP (QSD/QSB/QSC/QSL/QSM)

MERCURY DIESEL VESSEL INTERFACE PANEL - MECH INBOARD



84-8M0070071

Vessel Interface Panel: includes a SIM and loaded software for a specific engine family. (White Box)
VIP communicates diesel engine data
Mercury Diesel - Mechanical Inboard (SC 2.2), Tier 2 (2.0L, 2.8L and 4.2L inline engines)

MERCURY DIESEL VESSEL INTERFACE PANEL - MECH STERNDRIVE

84-8M0070072

Vessel Interface Panel: includes a SIM and loaded software for a specific engine family. (White Box)
VIP communicates diesel engine data
Mercury Diesel - Mechanical Sterndrive (SC 2.2), Tier 2 (2.0L, 2.8L and 4.2L inline engines)

VESSEL INTERFACE PANEL - NO SIM

84-8M6000703

Service Vessel Interface Panel without Sim. Used to service all VIP boxes for Non DTS models. (White Box)
Non DTS QSD engines (Inboard and Sterndrives)

VESSEL INTEGRATION PANEL (VIP)- SERVICE



8M2004361

Service Panel with SIMS (service software)
QSD Non DTS -Inboard and Sterndrive

SIMS MODULE- SERVICE

8M2004362

Sims Only with software (service software)
QSD Non DTS - Inboard (SC 2.0)

8M2004360

Sims Only with software (service software)
QSD Non DTS - Sterndrive (SC 2.0)

VESSEL INTEGRATION PANEL (VIP)- NO SIMS



8M2004358

Service replacement - with complete software loaded
QSD Non DTS-Inboard / Jet (non current - SC 2.0)

VIP MODULES -INTERFACE PANELS

VIP MODULE WITH SOFTWARE



77-8M0075826

VIP Module loaded with specific software
QSD Inboard SC 2.2 DTS and QSB, QSC and QSM Inboard SC 2.2 DTS

8M0089513

VIP Module loaded with specific software
QSB, QSC, QSM Inboard SC 2.5 DTS

77-8M0075829

VIP Module loaded with specific software
QSD Inboard Plus Troll SC 2.2 DTS and QSB, QSC, QSM Inboard Plus Troll SC 2.2 DTS

8M0089514

VIP Module loaded with specific software
QSB, QSC, QSM Inboard Plus Troll SC 2.5 DTS

77-8M0075831

VIP Module loaded with specific software
QSB, QSC, QSM Inboard SC 2.2 Non DTS

8M0089515

VIP Module loaded with specific software
QSB, QSC, QSM Inboard SC 2.5 Non DTS

77-8M0075833

VIP Module loaded with specific software
QSD Sterndrive SC 2.2 DTS and QASB, QSC, QSM Sterndrive SC 2.2 DTS

VIP MODULE

77-8M0078044

VIP Modules with Software
QSB/QSC/QL/QSM Sterndrive DTS SC 2.5

VIP MODULE STERNDRIVE NON DTS SC 2.5

77-8M0078045

VIP Modules with Software
QSB/QSC/QL/QSM Sterndrive Non DTS SC 2.5

VIP MODULE WITH SOFTWARE

77-8M0075836

VIP Module loaded with specific software
QSB, QSC, QSM Zeus SC 2.2 DTS

8M0089516

VIP Module loaded with specific software
QSB,QSC,QSM Zeus SC 2.5 DTS

77-8M0075824

VIP Module loaded with specific software
Zeus Hydra Triple and Quad SC 3.0 DTS

MERCURY DIESEL VESSEL INTERFACE PANEL - MECH INBOARD



84-8M0070071

Vessel Interface Panel: includes a SIM and loaded software for a specific engine family. (White Box)
VIP communicates diesel engine data
Mercury Diesel - Mechanical Inboard (SC 2.2), Tier 2 (2.0L, 2.8L and 4.2L inline engines)

VIP MODULE WITH SOFTWARE



77-8M0075826

VIP Module loaded with specific software
QSD Inboard SC 2.2 DTS and QSB, QSC and QSM Inboard SC 2.2 DTS

77-8M0075829

VIP Module loaded with specific software
QSD Inboard Plus Troll SC 2.2 DTS and QSB,QSC,QSM Inboard Plus Troll SC 2.2 DTS

77-8M0075833

VIP Module loaded with specific software
QSD Sterndrive SC 2.2 DTS and QASB,QSC,QSM Sterndrive SC 2.2 DTS

77-8M0075841

VIP Module loaded with specific software
QSD Axis Gen I SC 2.2 DTS

77-8M0075842

VIP Module loaded with specific software
QSD Axis Gen II SC 2.5 DTS

77-8M0075843

VIP Module loaded with specific software
QSD Inboard SC 2.2 Non DTS

77-8M0075835

VIP Module loaded with specific software
QSD Sterndrive SC 2.2 Non DTS

MERCURY DIESEL 2.0L VESSEL INTERFACE PANEL - DTS INBOARD



8M0089492

Vessel Interface Panel: loaded with software specific to this application.
Mercury Diesel 2.0L - DTS Inboard, Tier 3

MERCURY DIESEL 2.0L VESSEL INTERFACE PANEL - DTS STERNDRIVE

8M0089494

Vessel Interface Panel: loaded with software specific to this application.
Mercury Diesel 2.0L - DTS Sterndrive, Tier 3

MERCURY DIESEL 2.0L VESSEL INTERFACE PANEL - MECH INBOARD

8M0089495

Vessel Interface Panel: loaded with software specific to this application.
Mercury Diesel 2.0L - Mechanical Inboard, Tier 3

MERCURY DIESEL 2.0L VESSEL INTERFACE PANEL - MECH STERNDRIVE (ALPHA)

8M0089496

Vessel Interface Panel: loaded with software specific to this application.
Mercury Diesel 2.0L - Mechanical Sterndrive (Alpha), Tier 3

MERCURY DIESEL 2.0L VESSEL INTERFACE PANEL - MECH STERNDRIVE (BRAVO)



8M0091581

Vessel Interface Panel: loaded with software specific to this application.
Mercury Diesel 2.0L - Mechanical Sterndrive (Bravo), Tier 3

HELM PANEL DTS - MAIN STATION

MERCURY DIESEL SINGLE ENGINE SINGLE HELM PANEL DTS KIT



8M0071418

This helm panel kit is used for the main station for single engine DTS diesel applications. It includes the helm board with CCM loaded software, hardware, helm harness, start/stop switch and hardware

Mercury Diesel Tier 2: Single engine DTS applications (Inboards, Inboards +Troll and Sterndrive - Uses CCM 48)

MERCURY DIESEL DUAL ENGINE SINGLE HELM PANEL DTS KIT




8M0070429

This helm panel kit is used for the main station for dual engine DTS diesel applications. It includes the helm board with CCM loaded software, hardware, helm harness, start/stop switch and hardware

Mercury Diesel Tier 2: Dual engine DTS applications (Inboards, Inboards +Troll and Sterndrive - Uses CCM 48)

HELM PANEL BOARD



8M0071493

This helm board includes CCM, harness, and hardware used to install DTS Single engine applications.
Cummins Single DTS.

MERCURY DIESEL SINGLE ENGINE SINGLE HELM PANEL DTS BOARD




84-8M0071357

This helm board includes CCM, harness and hardware needed to install DTS on single applications.

Mercury Diesel Tier 2: Single engine DTS applications (Inboards and Sterndrives (SC 2.2))

HELM PANEL BOARD



98-8M0070953

This helm board includes CCM, harness, and hardware used to install DTS Twin engine applications


QSB, QSC, QSL, QSM and QSD Inboard, Inboard, Inboard + Troll and Sterndrives (SC 2.2)

HELM PANEL BOARD

8M0071494

This helm board includes CCM, harness, and hardware used to install DTS Twin engine applications
Cummins Dual DTS

MERCURY DIESEL HELM PANEL BOARD - AXIUS GEN II



8M3800000

This helm board will include CCM's, Harness and Hardware needed to Gen II Axius on diesel DTS engines (specific application)

Mercury Diesel Axius Gen II (SC 2.5) on Tier 2 4.2L engine

ZEUS HELM BOARD



84-8M0139671

Zeus helm board for 2.5+ applications
Zeus dual engine only

HELM PANEL DTS - SECOND STATION

MERCURY DIESEL SINGLE ENGINE SECOND HELM PANEL DTS KIT



8M0071419

This helm panel kit is used for the second helm station for single diesel engine applications. It includes the helm board with CCM loaded software, hardware, helm harness, start/stop switch and hardware

Mercury Diesel Tier 2: Single DTS engine (Inboards, Inboards +Troll and Sterndrive - Uses CCM 48)

MERCURY DIESEL DUAL ENGINE SECOND HELM PANEL DTS KIT

8M0071420

This helm panel kit is used for the second helm station for dual diesel engine applications. It includes the helm board with CCM loaded software, hardware, harness, start/stop switch and hardware.

Mercury Diesel Tier 2: Dual DTS engine (Inboards, Inboards +Troll and Sterndrive - Uses CCM 48)

CCM SERVICE MODULES

CCM MODULE SC 2.5



77-8M0075773

CCM Module with Software (CCM10)
QSB,QSC,QSL,QSM Inboard, Inboard plus Troll and Sterndrive CCM Module SC 2.5

CCM MODULE SC 2.2 STBD



77-8M0075786

CCM Module with Software (CCM 48)
QSB,QSC,QSM Zeus CCM Module SC 2.2

CCM MODULE SC 2.2 PORT

77-8M0075787

CCM Module with Software (CCM 48)
QSB,QSC,QSM Zeus CCM Module SC 2.2

CCM MODULE SC 2.2

77-8M0075795

CCM Module with Software (CCM 48)
QSB, QSC, QSM, QSD Inboards and Sterndrives - CCM Module SC 2.2

CCM MODULE - ZEUS HYDRA



77-8M0075767

CCM Module with Software (CCM10)
Multiple Engine Zeus Hydra - Triple and Quad

CCM MODULE SC 2.2



77-8M0075809

CCM Module with Software (CCM 48)
QSD,QSB,QSC,QSM AutoPilot Module

CCM MODULE - ZEUS HYDRA

8M0107056

CCM Module with 3.0 Software (Auto Pilot Module)
Multiple Engine Zeus Hydra - Triple and Quad

CCM MODULE AXIUS GEN II



77-8M0075769

CCM Module with Software (CCM10)
QSD Axius Gen II SC 2.5 (CCM 10) Twin Engines

CCM MODULE SC 2.2 PORT



77-8M0075794

CCM Module with Software (CCM 48)
QSD Axius Gen I - CCM Module SC 2.2

CCM MODULE SC 2.2

77-8M0075795

CCM Module with Software (CCM 48)
QSB, QSC, QSM, QSD Inboards and Sterndrives - CCM Module SC 2.2

ADAPTERS AND HARNESSSES

SHIFT ACTUATOR HARNESS



84-879312T12

Shift actuation harness.
Sterndrive harness extension

VESSEL SENSOR HARNESS



84-879312T13

Vessel sensor harness with neutral safety.

EXTENSION HARNESS- NEUTRAL SAFETY



84-899887T01

Harness extension used with neutral safety switch. (DTS Shift Actuator)
Sterndrives (DTS)


GEAR ACTUATOR HARNESS



84-879312T10

Gear actuator harness.
On/Off
Forward/Reverse.
Inboard with DIN connector.

GEAR ACTUATOR EXTENSION HARNESS



84-879312T11

Actuator extension harness DTS Troll with DIN Connector
Gear On/Off, Forward/Reverse
Twin Disc gear actuation

GEAR ACTUATOR HARNESS



84-879312T23

DTS Inboard with fuel injector connector (ZF gear actuation)

ACTUATOR WIRING HARNESS



84-879312T09

Gear forward/reverse.
Sterndrive
DTS Troll with fuel injector connector.

HARNESS MERCATHODE 12 V



84-879148T41

Harness for 12 volt MerCathode installation
Zeus QSB/QSC EA 9164 QSM SV 2709

HARNESS MERCATHODE 24 V



84-897345T63

Harness used with MerCathode 24 volt
Zeus QSB/QSC EA 9165 QSM SV2709

HARNESS SKYHOOK



84-879150A33

Harness to connect to Skyhook Warning System
Zeus Optional EA 8314

HARNESS -DRIVE APPLICATION KIT

Image not Available.

84-8M0071504

This kit includes the trim relay harness and the gear lube level harness
All Stern drives (Both DTS and Non DTS) Harness kit is included as part of the Zeus TR Driveshaft option (ref EA 8718)

MUS ID JUMPER



84-8M2004357

MUS ID Jumper - assigns the City ID to be used for a diesel engine
Used to identify the Port Outer diesel engine in a dual, triple or quad application

84-8M0069106

MUS ID Jumper - assigns the City ID to be used for a diesel engine
Used to identify the Port Inner diesel engine in a quad application

84-8M0109294

MUS ID Jumper - assigns the City ID to be used for a diesel engine
Used to identify the Starboard Inner diesel engine in a triple or quad application

84-8M0109337

MUS ID Jumper - assigns the City ID to be used for a diesel engine
Used to identify the Starboard Outer diesel engine in a single, dual, triple or quad application

HARNESS ASSEMBLY



84-899887T02

Mercury Diesel Inboards (both DTS and Mechanical)

DRIVE APPLICATION HARNESS EXTENSION



84-879172T90

5 foot drive application extension harness
Zeus applications

84-879172T91

10 foot drive application extension harness
Zeus applications

84-879172T92

15 foot drive application extension harness
Zeus applications

84-879172T93

20 foot drive application extension harness
Zeus applications

HARNESS EXTENSION - ENGINE TO VIP



84-879345T61

Harness extension used to extend length from engine to VIP 5 ft
Mercury Diesel - Sterndrives and Inboards (DTS and Mechanical) - does not apply to TDI

84-879345T62

Harness extension used to extend length from engine to VIP 10 ft
Mercury Diesel - Sterndrives and Inboards (DTS and Mechanical) - does not apply to TDI

84-879345T63

Harness extension used to extend length from engine to VIP 15 ft
Mercury Diesel - Sterndrives and Inboards (DTS and Mechanical) - does not apply to TDI

84-879345T64

Harness extension used to extend length from engine to VIP 20 ft
Mercury Diesel - Sterndrives and Inboards (DTS and Mechanical) - does not apply to TDI

POWER HARNESS



84-899887T13

Engine unswitched power harness (10 ft)
All diesels - both Non DTS and DTS

84-899887T14

Engine unswitched power harness (20 ft)
All diesels - both Non DTS and DTS

VESSEL SENSOR HARNESS STERNDRIVE



84-8M0118368

Harness used to connect vessel sensors - Optional
All Sterndrive Diesels Non DTS and DTS Including Axis (not for TDI) and does not work with SmartCraft depth or steering sensors

VESSEL SENSOR HARNESS - INBOARDS



84-899887T08

Harness used to connect vessel sensors - Optional
All Inboards Diesels Non DTS and DTS (not for TDI) and does not work with SmartCraft depth or steering sensors

VESSEL SENSOR KIT



84-899887T09

Vessel sensor Connector Kit for building your own harness (optional)
All Diesel products

VESSEL SENSOR EXTENSION HARNESS



84-899888T21

Vessel sensor extension harness (Optional) 5 feet
All Diesel products Non DTS and DTS including Axis

84-899888T22

Vessel sensor extension harness (Optional) 10 feet
All Diesel products Non DTS and DTS including Axis

84-899888T23

Vessel sensor extension harness (Optional) 15 feet
All Diesel products Non DTS and DTS including Axis

84-899888T23

Vessel sensor extension harness (Optional) 15 feet
All Diesel products Non DTS and DTS including Axis

84-899887T17

Vessel sensor extension harness (Optional) 20 feet
All Diesel products Non DTS and DTS including Axis

HARNESS ADAPTER HALON



84-879312T20

This adapter harness (halon) is used on non DTS diesel installations. Order 1 for singles and 2 for twin engine installs.
Mercury Diesel Mechanical engines

HARNESS ADAPTER LANYARD



84-879312T21

This lanyard adapter harness is used in the helm station for Non DTS Diesel engines. Order 1 for singles and 2 for twin engine installs
Non DTS QSB,QSC,QSL,QSM and QSD helm stations

84-879312T22

This lanyard adapter harness is used in the helm station for Non DTS Diesel engines. Order 1 for singles and 2 for twin engine installs
Non DTS QSB,QSC,QSL,QSM and QSD helm stations

HARNESS -ADAPTOR- GENSET CONVERTER



84-879312T08

Converts SCv1 Genset to SCv2 connector
All Diesels

JOYSTICK: MAIN POWER RELAY HARNESS - 20 FT.



84-897345T08

Powers CCMs and TVMs for Joystick installations. Used in addition to 5 amp clean power harness. (20 ft. long)

JOYSTICK: MAIN POWER RELAY HARNESS - 40 FT.



84-879172T85

Powers CCMs and TVMs for Joystick installations. Used in addition to 5 amp clean power harness. (40 ft. long)

JOYSTICK: MAIN POWER RELAY HARNESS - 60 FT.

84-879172T86

Powers CCMs and TVMs for Joystick installations. Used in addition to 5 amp clean power harness. (60 ft. long)

FUEL LEVEL HARNESS



84-8M0089989

4 pin fuel level harness used in conjunction with the applicable diesel vessel sensor harness to get up to two tank inputs per diesel engine.

Applies to all diesel applications from calendar year 2014 and later. Number of available tank inputs are specific to each diesel engine application (typically 1 to 2 per engine).

MISCELLANEOUS ACCESSORIES

These electrical accessories are for Diesel Installations

SHIFT ACTUATOR ASY



8M0111459

DTS Shift Actuator
Diesel Sterndrives (DTS)

CONVERTER - 12 TO 24 VOLT



8M0069711

This product will convert voltage from 12 V to 24 V 25 Amp
DTS Inboards and Sterndrives

VIBRATION ISOLATOR KIT



8M2011935

Vibration isolator kit
For mounting a Mercury ECU (which does need vibration isolation)

MATCHED KEY SWITCH KIT



87-8M3001384

Matched pair of 4 position key switches and keys along with the switch housings.
Any dual engine application which utilizes the 6 pin key switch connectors at the helm

**Not all parts listed are available for the European, C.I.S., Africa and Middle East Markets.
For more information, please contact your local Mercury, Mariner, MerCruiser or
Quicksilver Office.**

ACTIVE TRIM

Active Trim

Active Trim is an integrated GPS, speed-based automatic engine trim system from Mercury Marine. This intuitive, hands-free system continually adjusts engine trim based on changes in boat speed to improve performance, fuel economy, and ease of operation. It responds to boat maneuvers with precision and delivers a better overall driving experience. No knowledge of trimming an engine is needed to take advantage of Active Trim.



- As the boat accelerates, the engine will trim out
- As the boat decelerates, e.g. making a turn, the engine will trim in
- Active Trim can be overridden at any time by using the manual trim buttons
- Active Trim allows the boat operator to compensate for changes in boat load, driver preferences, and weather conditions while maintaining full automatic control

Active Trim is compatible with:

- Mercury FourStroke outboards from 40 to 400 HP
- Mercury SmartCraft-capable two-stroke outboards
- Mercury SmartCraft-capable gas and diesel sterndrive engines with digital trim senders

Engine Applications	Number of Engines	Part Number w Dash Pad	Part Number no Dash Pad
Digital Throttle & Shift (DTS) (Outboard and MerCruiser)	1 - 4	8M0111544	8M0129437
Race DTS (Outboard and MerCruiser)	1 - 4	8M0113442	8M0129438
150HP FourStroke / 150-250HP OptiMax (tiller excluded)	1	8M0111545	8M0129439
150HP FourStroke / 150-250HP OptiMax	2	8M0111552	8M0129440
75 - 115HP FourStroke (tiller excluded)	1	8M0111546	8M0129442
75 - 115HP FourStroke	2	8M0111553	8M0129456
40 - 60HP FourStroke (tiller excluded)	1	8M0111547	N/A
4.5L & 6.2L 300/350HP mechanical MerCruiser with digital trim sender	1	8M0111550	8M0129457
4.5L & 6.2L 300/350HP mechanical MerCruiser with digital trim sender	2	8M0111554	8M0129458

Note: The Active Trim Kit may include the Active Trim pad, ECU, harness and if necessary, digital trim sender. Active Trim part numbers are specific to engine families. Additional parts may be required dependent on boat rigging.



Learn more at mercurymarine.com

ACTIVE TRIM

Active Trim is Mercury Marine's patented GPS-based automatic engine trim system. This intuitive, hands-free system continually adjusts engine trim for changes in operating conditions to improve performance, fuel economy, and ease of operation. It responds to boat maneuvers with precision and delivers a better overall driving experience.



ACTIVE TRIM KITS

ACTIVE TRIM - DTS



8M0111544

The Active Trim Kit includes Active Trim pad, ECU and harness. Active Trim part numbers are specific to engine families. Ensure correct kit is ordered. Additional parts may be required dependent on boat rigging.

Single - Quad Engine Verado 200-400HP and Single & Dual Engine DTS/JPS MerCruiser Sterndrive

ACTIVE TRIM - MECHANICAL MERCUISER - SINGLE ENGINE



8M0111550

The Active Trim Kit includes Active Trim pad, ECU and harness. Active Trim part numbers are specific to engine families. Ensure correct kit is ordered. Additional parts may be required dependent on boat rigging.

Single Engine Mechanical Sterndrive 4.5L and 6.2L 300-350HP Only

ACTIVE TRIM - MECHANICAL MERCUISER - DUAL ENGINE



8M0111554

The Active Trim Kit includes Active Trim pad, ECU and harness. Active Trim part numbers are specific to engine families. Ensure correct kit is ordered. Additional parts may be required dependent on boat rigging.

Dual Engine Mechanical Sterndrive 4.5L and 6.2L 300 & 350HP only

SMARTCRAFT RIGGING

ACTIVE TRIM - 150HP FOURSTROKE, OPTIMAX 150-250HP - SINGLE ENGINE



8M0111545

The Active Trim Kit includes Active Trim pad, ECU and harness. Active Trim part numbers are specific to engine families. Ensure correct kit is ordered. Additional parts may be required dependent on boat rigging.

Single Engine 150HP FourStroke and Optimax 150-250HP

ACTIVE TRIM - 150HP FOURSTROKE, OPTIMAX 150-250HP - DUAL ENGINE



8M0111552

The Active Trim Kit includes Active Trim pad, ECU and harness. Active Trim part numbers are specific to engine families. Ensure correct kit is ordered. Additional parts may be required dependent on boat rigging.

Dual Engine 150HP FourStroke and Optimax 150-250HP

ACTIVE TRIM - 75-115HP FOURSTROKE - SINGLE ENGINE

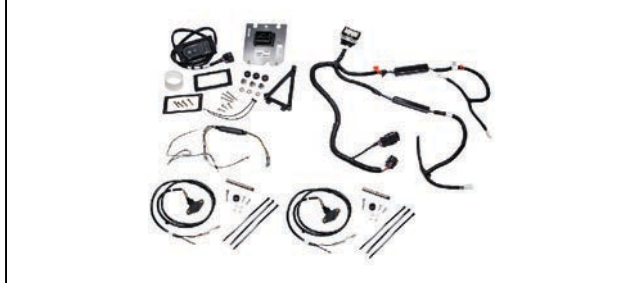


8M0111546

The Active Trim Kit includes Active Trim pad, ECU, harness and digital trim sender. Active Trim part numbers are specific to engine families. Ensure correct kit is ordered. Additional parts may be required dependent on boat rigging.

Single Engine 75-115HP FourStroke (SN 2B095049 and up)

ACTIVE TRIM - 75-115HP FOURSTROKE - DUAL ENGINE



8M0111553

The Active Trim Kit includes Active Trim pad, ECU, harness and digital trim sender. Active Trim part numbers are specific to engine families. Ensure correct kit is ordered. Additional parts may be required dependent on boat rigging.

Dual Engine 75-115HP FourStroke (SN 2B095049 and up)

ACTIVE TRIM - 40-60HP FOURSTROKE - SINGLE ENGINE



8M0111547

The Active Trim Kit includes Active Trim pad, ECU, harness and digital trim sender. Active Trim part numbers are specific to engine families. Ensure correct kit is ordered. Additional parts may be required dependent on boat rigging.

Single Engine Gen 5 40-60HP FourStroke (SN 1C453940 and up)

PERFORMANCE ACTIVE TRIM



8M0113442

The Active Trim Kit includes Active Trim pad, ECU and harness. Active Trim part numbers are specific to engine families. Ensure correct kit is ordered. Additional parts may be required dependent on boat rigging.

Greater than 70 mph Single - Quad Engine Verado 200-400HP and Single - Dual Engine 500+HP DTS High Performance Sterndrives

ACTIVE TRIM - DTS (WITHOUT TRIM PAD)




8M0129437

The Active Trim Kit includes the ECU and harness. Active Trim part numbers are specific to engine families. Ensure correct kit is ordered. Additional parts may be required dependent on boat rigging.

Single - Quad Engine Verado 200-400HP and Single & Dual Engine DTS/JPS MerCruiser Sterndrive and using a VesselView 502 or 702 and newer display or using a VesselView Link and Lowrance or Simrad display.

PERFORMANCE ACTIVE TRIM (WITHOUT TRIM PAD)



8M0129438

The Active Trim Kit includes the ECU and harness. Active Trim part numbers are specific to engine families. Ensure correct kit is ordered. Additional parts may be required dependent on boat rigging.

Greater than 70 mph Single - Quad Engine Verado 200-400HP and Single - Dual Engine 500+HP DTS High Performance Sterndrives and using a VesselView 502 or 702 and newer display or using a VesselView Link and Lowrance or Simrad display.

ACTIVE TRIM - 150HP FOURSTROKE, OPTIMAX 150-250HP - SINGLE ENGINE (WITHOUT TRIM PAD)



8M0129439

The Active Trim Kit includes the ECU and harness. Active Trim part numbers are specific to engine families. Ensure correct kit is ordered. Additional parts may be required dependent on boat rigging.

Single Engine 150HP FourStroke and Optimax 150-250HP and using a VesselView 502 or 702 and newer display or using a VesselView Link and Lowrance or Simrad display.

ACTIVE TRIM - 150HP FOURSTROKE, OPTIMAX 150-250HP - DUAL ENGINE (WITHOUT TRIM PAD)



8M0129440

The Active Trim Kit includes the ECU and harness. Active Trim part numbers are specific to engine families. Ensure correct kit is ordered. Additional parts may be required dependent on boat rigging.

Dual Engine 150HP FourStroke and Optimax 150-250HP and using a VesselView 502 or 702 and newer display or using a VesselView Link and Lowrance or Simrad display.

ACTIVE TRIM - 75-115HP FOURSTROKE - SINGLE ENGINE (WITHOUT TRIM PAD)



8M0129442

The Active Trim Kit includes the ECU, harness and digital trim sender. Active Trim part numbers are specific to engine families. Ensure correct kit is ordered. Additional parts may be required dependent on boat rigging.

Single Engine 75-115HP FourStroke and using a VesselView 502 or 702 and newer display or using a VesselView Link and Lowrance or Simrad display. (SN 2B095049 and up)

ACTIVE TRIM - MECHANICAL MERCUISER - SINGLE ENGINE (WITHOUT TRIM PAD)



8M0129457

The Active Trim Kit includes the ECU and harness. Active Trim part numbers are specific to engine families. Ensure correct kit is ordered. Additional parts may be required dependent on boat rigging.

Single Engine Mechanical Sterndrive 4.5L and 6.2L 300-350HP only and using a VesselView 502 or 702 and newer display or using a VesselView Link and Lowrance or Simrad display.

SMARTCRAFT RIGGING

ACTIVE TRIM - 75-115HP FOURSTROKE - DUAL ENGINE (WITHOUT TRIM PAD)



8M0129456

The Active Trim Kit includes the ECU, harness and digital trim sender. Active Trim part numbers are specific to engine families. Ensure correct kit is ordered. Additional parts may be required dependent on boat rigging.

Dual Engine 75-115HP FourStroke and using a VesselView 502 or 702 and newer display or using a VesselView Link and Lowrance or Simrad display. (SN 2B095049 and up)

ACTIVE TRIM - MECHANICAL MERCURISER - DUAL ENGINE (WITHOUT TRIM PAD)



8M0129458

The Active Trim Kit includes the ECU and harness. Active Trim part numbers are specific to engine families. Ensure correct kit is ordered. Additional parts may be required dependent on boat rigging.

Dual Engine Mechanical Sterndrive 4.5L and 6.2L 300 & 350HP only and using a VesselView 502 or 702 and newer display or using a VesselView Link and Lowrance or Simrad display.

ACTIVE TRIM - PAD ONLY



8M0112041

Active trim pad for second helm and/or service replacement

DIGITAL TRIM SENDER KIT - 40-60HP FOURSTROKE



8M0109720

Digital Trim Sender Kit
40-60HP FourStroke

DIGITAL TRIM SENDER KIT - 75-115HP FOURSTROKE



8M0109722

Digital Trim Sender Kit
1.7L 75-115HP FourStroke

TRIM SENSOR CONVERTER KIT



8M0059529

This kit will allow you to convert the signal from the digital sensor to an analog signal. It will allow you to drive an analog gauge for trim only without changing the sensor to an analog sensor. This kit will connect directly to the harness inside the engine cowl.

F150 EFI FourStroke outboard engine only

DIGITAL TO ANALOG CONVERTER



8M011837

Enables use of analog trim gauge with digital trim sender
F2 40-60 HP FourStrokes, 2.1L 75-115 HP FourStrokes and Optimax V6

ACTIVE TRIM SIDE MOUNT ADAPTER KIT



84 8M0114502

Kit contains bullet to Molex connector to make Active Trim compatible with mechanical side mount control

Only required on boats utilizing mechanical side mount control

JUNCTION BOXES/JUNCTION BOX ACCESSORIES

SMARTCRAFT JUNCTION BOX



878492K14

4-Way SmartCraft Junction Box with (2) weather caps.
Provides connection/distribution point for multiple components on CAN Bus system.

878492T14

4-Way SmartCraft Junction Box without weather caps.
Provides connection/distribution point for multiple components on CAN Bus system.

878492B14

4-Way SmartCraft Junction Box without weather caps.
Provides connection/distribution point for multiple components on CAN Bus system.
Priced individually, sold @ multiples of 24

SMARTCRAFT JUNCTION BOX



878492K16

6-Way SmartCraft Junction Box with (3) weather caps.
Provides connection/distribution point for multiple components on CAN Bus system. Order 1 for single and 2 for twin engine installs.

878492T16

6-Way SmartCraft Junction Box without weather caps.
Provides connection/distribution point for multiple components on CAN Bus system.

878492B16

6-Way SmartCraft Junction Box without weather caps.
Provides connection/distribution point for multiple components on CAN Bus system.
Priced individually, sold @ multiples of 24

SMARTCRAFT JUNCTION BOX



878492K18

8-Way SmartCraft Junction Box with (4) weather caps.
Provides connection/distribution point for multiple components on CAN Bus system.

878492T18

8-Way SmartCraft Junction Box without weather caps.
Provides connection/distribution point for multiple components on CAN Bus system.

SMARTCRAFT WEATHER CAP



859318T 2

Weather Cap for SmartCraft Junction Box
Provides weather protection at unused junction box connection points

859318B 2

Weather Cap for SmartCraft Junction Box
Provides weather protection at unused junction box connection points
Priced individually, sold @ multiples of 24

10 PIN WEATHER CAP



888507T

10 pin weather cap with mounting tab.
Used for harnessing that could plug into a Junction Box.

SMARTCRAFT RIGGING

SMARTCRAFT J-BOX TERMINATOR/RESISTOR



859318T 1

SmartCraft Yellow 10-pin Terminator/Resistor
Provides CAN Bus termination for CAN P network.

859318B 1

SmartCraft Yellow Junction Box Terminator/Resistor
Provides CAN Bus termination where installed
Priced individually, sold @ multiples of 24

TERMINATOR ASSEMBLY



8M005652

SmartCraft Red Terminator Can 1/P & H

RESISTOR- TERMINATION- 2 PIN



893388A01

Blue 2-pin terminator/resistor
Provides CAN bus termination for CAN Networks.

HELM MPR 2 PIN WEATHER CAP



86-8M0054244

GT280 2 pin male weather cap.
Used on Joystick (Zeus, Axius and JPO) applications for the Helm MPR connection harness 8M2021476.

PLUG ASY DIAGNOSTIC PORT



8M0046339

10 pin diagnostic port for use on any SmartCraft application.
Used as a 10 pin diagnostic port for connecting Mercury Computer Diagnostic System (CDS) junction box connection. Typically gets mounted at the helm, out of line of sight so that a technician does not have to disassemble helm to plug into a 10 pin connection. Requires a harness from back of diagnostic port to a 10 pin SmartCraft connection in the rigging.

SMARTCRAFT GAUGE HARNESSES

SC1000 SYSTEM TACHOMETER HARNESS



84-879979T11

3 ft. (.9 meters) Tachometer Harness
Provides connection to SC1000 System Tachometer, horn and SC100 Series Gauges. Requires the use of SmartCraft Junction Boxes listed in SC1000 Section.

SC1000 SYSTEM SPEEDOMETER HARNESS



84-879978T11

3 ft. (.9 meters) Speedometer Harness
Provides connection to SC1000 System Speedometer, air temp, GPS (0183) and horn. Requires the use of SmartCraft Junction Boxes listed in SC1000 Section. See SC1000 System Speedometer product in SC1000 Section.

3 FOOT SMARTCRAFT EXTENSION HARNESS

Image not
Available.

84-8M0138593

All 10 pins are populated in this SmartCraft 3 foot extension harness
Used to extend SmartCraft connections up to 3 feet

HARNESS EXTENSION- 10 PIN



84-8M0058668

This harness extension will allow you to increase the length by 6 feet of the 10 pin drop for instruments. The extension will work with Side Mount controls as well as any 896537 series main engine / boat harness.

DIAGNOSTIC HARNESS ADAPTER



84-859316T 1

Service replacement harness for SmartTach communication. Plugs between diagnostic port and engine harness

DUAL ENGINE INSTRUMENT ADAPTER



84-892323T01

Allows gauges to be powered from any key switch on dual applications
Works with all SmartCraft compatible engines

TRIPLE ENGINE INSTRUMENT ADAPTER

84-892323T08

Allows gauges to be powered from any key switch on triple applications.
Works with all SmartCraft compatible engines

QUAD ENGINE INSTRUMENT ADAPTER



84-898284T01

Allows gauges to be powered from any key switch on triple applications.
Works with all SmartCraft compatible engines.

SC 100 LINK HARNESSES

SYSTEM LINK ADAPTER KIT



84-8M0052774

Kit that drives SC100 Link Gauges from 10 Pin connection at the helm. Contains 10 pin to 3 pin adapter and 3 pin to 3 pin low voltage reset module.

Engine must be capable of providing Tach Link output and gray analog tach wire must be populated in 10 pin connection at helm in order to utilize this kit.

SYSTEM LINK RESET HARNESS



898289T42

Resets SC 100 gauges in the event of voltage drops due to starting engine with a low/weak battery. Use in conjunction with System Link Harness (84-892821K01) SmartCraft SC 100 gauges

SC 100 DATA HARNESS



84-880756T05

6 in. SmartCraft Extension Harness
Provides data link extension between SC100 Series products.

SC 100 DATA HARNESS



84-880756T 1

1 ft. (.3 meters) SmartCraft Extension Harness
Provides data link extension between SC100 Series products.

SMARTCRAFT RIGGING

84-880756T 3

3 ft. (.9 meters) SmartCraft Extension Harness
Provides data link extension between SC100 Series products.

84-880756B 3

3 ft. (.9 meters) SmartCraft Extension Harness
Provides data link extension between SC100 Series products.
Priced individually, sold @ multiples of 12

84-880756T10

10 ft. (3.0 meters) SmartCraft Extension Harness
Provides data link extension between SC100 Series products.

84-880756T30

30 ft. (9.1 meters) SmartCraft Extension Harness
Provides data link extension between SC100 Series products.

84-880756B30

30 ft. (9.1 meters) SmartCraft Extension Harness
Provides data link extension between SC100 Series products.
Priced individually, sold @ multiples of 12

10 PIN (YELLOW) DATA HARNESSES

CAN DATA HARNESS - 10 PIN - NO RESISTORS DTS (YELLOW)



84-879312T44

Contains CAN 1,2, and 3. 1 ft. (0.3 meter) SmartCraft data harness without resistors
Provides data link between SmartCraft System CAN Bus components on DTS applications (Digital Throttle & Shift)

84-879312T45

Contains CAN 1,2, and 3. 2 ft. (0.6 meter) SmartCraft data harness without resistors
Provides data link between SmartCraft System CAN Bus components on DTS applications (Digital Throttle & Shift)

84-879312T46

Contains CAN 1,2, and 3. 3 ft. (0.9 meter) SmartCraft data harness without resistors
Provides data link between SmartCraft System CAN Bus components on DTS applications (Digital Throttle & Shift)

84-879312T47

Contains CAN 1,2, and 3. 4 ft. (1.2 meter) SmartCraft data harness without resistors
Provides data link between SmartCraft System CAN Bus components on DTS applications (Digital Throttle & Shift)

CAN DATA HARNESS - 10 PIN - NO RESISTORS (YELLOW)



84-879969T 6

6 ft. (1.8 meter) SmartCraft data harness without resistors
Provides data link between SmartCraft CAN P, X and H components.

84-879969B 6

6 ft. (1.8 meter) SmartCraft data harness without resistors
Provides data link between SmartCraft CAN P, X and H components.
Priced individually, sold @ multiples of 6

84-879969T10

10 ft. (3.0 meter) SmartCraft data harness without resistors
Provides data link between SmartCraft CAN P, X and H components.

84-879969B10

10 ft. (3.0 meter) SmartCraft data harness without resistors
Provides data link between SmartCraft CAN P, X and H components.
Priced individually, sold @ multiples of 6

84-879969T15

15 ft. (4.6 meter) SmartCraft data harness without resistors
Provides data link between SmartCraft CAN P, X and H components.

84-879969T20

20 ft. (6.1 meter) SmartCraft data harness without resistors
Provides data link between SmartCraft CAN P, X and H components.

84-879969T30

30 ft. (9.1 meter) SmartCraft data harness without resistors
Provides data link between SmartCraft CAN P, X and H components.

CAN DATA HARNESS - 10 PIN WITH ONE RESISTOR (YELLOW)



84-879980T10

10 ft. (3.0 meter) SmartCraft data harness with one resistor
Provides data link between SmartCraft CAN P, X and H components.

84-879980B10

10 ft. (3.0 meter) SmartCraft data harness with one resistor
Provides data link between SmartCraft CAN P, X and H components.
Priced individually, sold @ multiples of 12

84-879980T15

15 ft. (4.6 meter) SmartCraft data harness with one resistor
Provides data link between SmartCraft CAN P, X and H components.

84-879980B15

15 ft. (4.6 meter) SmartCraft data harness with one resistor
Provides data link between SmartCraft CAN P, X and H components.
Priced individually, sold @ multiples of 6

84-879980T30

30 ft. (9.1 meter) SmartCraft data harness with one resistor
Provides data link between SmartCraft CAN P, X and H components.

84-879980B30

30 ft. (9.1 meter) SmartCraft data harness with one resistor
Provides data link between SmartCraft CAN P, X and H components.
Priced individually, sold @ multiples of 12

10 PIN (BLUE) DATA HARNESSES

CAN DATA HARNESS - 10 PIN NON DTS WITH RESISTORS (BLUE)



84-879982T20

20 ft. (6.1 meter) SmartCraft data harness with (2) termination resistors
Includes connections for horn and link gauge. Provides data link between SmartCraft CAN P Components.

84-879982B20

20 ft. (6.1 meter) SmartCraft data harness with (2) termination resistors
Includes connections for horn and link gauge. Provides data link between SmartCraft CAN P Components.
Priced individually, sold @ multiples of 12

84-879982T25

25 ft. (7.6 meter) SmartCraft data harness with (2) termination resistors
Includes connections for horn and link gauge. Provides data link between SmartCraft CAN P Components.

84-879982T30

30 ft. (9.1 meter) SmartCraft data harness with (2) termination resistors
Includes connections for horn and link gauge. Provides data link between SmartCraft CAN P Components.

84-879982B30

30 ft. (9.1 meter) SmartCraft data harness with (2) termination resistors
Includes connections for horn and link gauge. Provides data link between SmartCraft CAN P Components.
Priced individually, sold @ multiples of 12

CAN DATA HARNESS - 10 PIN - NO RESISTORS NON DTS (BLUE)



84-879968T 6

6 ft. (1.8 meter) SmartCraft data harness without resistors and no additional connections
Provides data link between SmartCraft CAN P Components.

84-879968T10

10 ft. (3.0 meter) SmartCraft data harness without resistors and no additional connections
Includes connections for horn and link gauge. Provides data link between SmartCraft CAN P Components.

84-879968B10

10 ft. (3.0 meter) SmartCraft data harness without resistors and no additional connections
Provides data link between SmartCraft System CAN Bus Components
Priced individually, sold @ multiples of 12

84-879968T15

15 ft. (4.6 meter) SmartCraft data harness without resistors and no additional connections
Provides data link between SmartCraft System CAN Bus Components

84-879968T20

20 ft. (6.1 meter) SmartCraft data harness without resistors and no additional connections
Provides data link between SmartCraft System CAN Bus Components

84-879968T25

25 ft. (7.6 meter) SmartCraft data harness without resistors and no additional connections
Provides data link between SmartCraft System CAN Bus Components

84-879968T30

30 ft. (9.1 meter) SmartCraft data harness without resistors and no additional connections
Provides data link between SmartCraft System CAN Bus Components

84-879968B30

30 ft. (9.1 meter) SmartCraft data harness without resistors and no additional connections
Provides data link between SmartCraft System CAN Bus Components
Priced individually, sold @ multiples of 12

84-879968T50

50 ft. (15.2 meter) SmartCraft data harness without resistors and no additional connections
Provides data link between SmartCraft System CAN Bus Components

84-879968T80

80 ft. (24.4 meter) SmartCraft data harness without resistors and no additional connections
Provides data link between SmartCraft System CAN Bus Components

CAN DATA HARNESS - 10 PIN - ONE RESISTOR NON DTS (BLUE)



84-879981T10

10 ft. (3.0 meter) SmartCraft data harness with one resistor
Provides data link between SmartCraft System CAN Bus Components

84-879981T15

15 ft. (4.6 meter) SmartCraft data harness with one resistor
Provides data link between SmartCraft System CAN Bus Components

84-879981T20

20 ft. (6.1 meter) SmartCraft data harness with one resistor
Provides data link between SmartCraft System CAN Bus Components

84-879981B20

20 ft. (6.1 meter) SmartCraft data harness with one resistor
Provides data link between SmartCraft System CAN Bus Components
Priced individually, sold @ multiples of 12

84-879981T25

25 ft. (7.6 meter) SmartCraft data harness with one resistor
Provides data link between SmartCraft System CAN Bus Components

84-879981T30

30 ft. (9.1 meter) SmartCraft data harness with one resistor
Provides data link between SmartCraft System CAN Bus Components

SMARTCRAFT RIGGING

84-879981T50

50 ft. (15.2 meter) SmartCraft data harness with one resistor
Provides data link between SmartCraft System CAN Bus Components

84-879981T80

80 ft. (24.4 meter) SmartCraft data harness with one resistor
Provides data link between SmartCraft System CAN Bus Components

ADAPTER HARNESSSES - 10 PIN

ADAPTER-10 PIN



84-892452T01

Male to male 10 pin adapter cable. Allows connection between CAN 1 communication cable and Command Module harness in applications where a junction box is used.

ADAPTER-10 PIN



84-892453A01

Used to adapt a 10-pin male connector to another 10-pin male connector.

"Y" ADAPTER HARNESS - LINK ADAPTER



84-8M0082859

Used on DTS engines that require extend length CAN networks.
Used for long data run multi-engine applications, primarily those utilizing CAN H.

TRIPLE/QUAD DTS LINK HARNESS



84-8M0077124

Allows multiple DTS engine connections to link systems to communicate with each command module. 15 ft
2005 - Present DTS engines CAN P and CAN H Data

TRIPLE/QUAD DTS LINK HARNESS



84-8M0077125

Allows multiple DTS engine connections to link systems to communicate with each command module. 20 ft
2005 - Present DTS engines CAN P and CAN H Data

TRIPLE/QUAD LINK HARNESS - 10 FOOT



84-8M0071598

Allows multiple Joystick engines to communicate, 10 foot length
10 pin Joystick link harness containing CAN P and CAN H

TRIPLE/QUAD DTS LINK HARNESS

84-8M0077124

Allows multiple DTS engine connections to link systems to communicate with each command module. 15 ft
2005 - Present DTS engines CAN P and CAN H Data

CAN P LINK HARNESS ASSEMBLY



84-891957K01

Link cable in connected between junction boxes to allow communication between port and starboard systems in dual applications.

ADAPTER HARNESSES - 2 PIN

2 PIN LINK HARNESS- CAN



84-893452A01

Used to link CAN Networks together.

2 PIN "Y" ADAPTER HARNESS - LINK ADAPTER



84-896370T01

Used on DTS engines that require extended length CAN networks.

ADD-ON SENSOR HARNESSES

ADVANCED SOUND CONTROL KIT



8M0143359

Provides an interface for a dash-mounted dedicated button or switch to manipulate the Advanced Sound Control capability on Verdao AMS applications (4.6L V8 only)
Optional kit for Verado AMS applications (4.6L V8) that is not required when a version 9 SmartCraft gauge or a VesselView403/502/702/903 or compatible Simrad or Lowrance display is used (control capability is within the user interface).

OIL LEVEL STATUS KIT



8M0142265

Optional kit for to report oil level status to be used in conjunction with SmartCraft gauges or displays.

Feature comes standard on 4.6L V8 Verado AMS. Can be added to 3.4L V6 and 4.8L V8 engines that do not have this feature. Oil level status can be viewed on VesselViews and SmartCraft gauges.

DIGITAL BLOCK WATER PRESSURE SENSOR



71-8M0142696

Optional kit to add digital block water pressure to the SmartCraft data stream
Applicable to the non-DTS 3.4L V6 and 4.6L V8 engines (DTS versions have this sensor as standard)

ANALOG BLOCK WATER PRESSURE SENDER



8M0145165

Optional kit to add analog block water pressure feature to a digital engine
Applicable to DTS 3.4L V6 and 4.6L V8 engines (mechanical engines have this sensor as standard)

BOAT HARNESS - FUEL/PADDLE



84-8M0146321

6-Pin male harness connects tanks and paddle wheel to SmartCraft system
For all Verado and 2006 and newer SmartCraft compatible outboard engines 75 HP and above. Also fits MCM/MIE engines (s/n 0W650000 and above). Includes fuel/paddle harness, 6 pin adapter, male bullet insulator and terminals.

SMARTCRAFT RIGGING

BOAT HARNESS - FUEL/PADDLE



84-8M0075945

6-Pin male harness connects tanks and paddle wheel to SmartCraft system
For all Verado and 2006 and newer SmartCraft compatible outboard engines 75 HP and above. Also fits MCM/MIE engines (s/n 0W650000 and above).

BOAT HARNESS ADAPTER



84-898285T01

Needed in order to adapt newer engines that are equipped with a female 6-pin connector to a 6-pin female boat harness.

BOAT HARNESS ADAPTER- 6 PIN F- 6 PIN F 6'



84-883459T01

Needed in order to adapt newer engines that are equipped with a female 6-pin connector to connect to a 6-pin female boat harness.

PADDLE WHEEL HARNESS - 5 FOOT EXTENSION



84-8M0122787

Paddle Wheel extension harness - 5 feet

PADDLE WHEEL HARNESS - 10 FOOT EXTENSION

84-864988

Paddle Wheel extension harness - 10 feet

PADDLE WHEEL HARNESS - 15 FOOT EXTENSION

84-8M0122618

Paddle Wheel extension harness - 15 feet

PADDLE WHEEL HARNESS - 20 FOOT EXTENSION

84-8M0122619

Paddle Wheel extension harness - 20 feet

FUEL TANK HARNESS



84-898289T75

120 inch Harness needed to connect tank senders to the 350 Verado SCI and sterndrive models 565 through 1650

84-898289T76

240 inch Harness needed to connect fuel tank senders to the 350 Verado SCI and sterndrive models 565 through 1650

VESSEL ADAPTER HARNESS



84-898289T74

Harness is used to connect the traditional 6pin SmartCraft boat harness to the Verado 350 SCI to communicate with tank sensors

OIL PRESSURE SENSOR

OIL PRESSURE SENSOR KIT



866814A01

Required when SmartCraft is installed on 3.0L MPI & Vazer engines. Replaces the original analog oil pressure sensor with a digital sensor.

Fits MCM 3.0L MPI & Vazer engines

BLOCK WATER PRESSURE SENDER

BLOCK WATER PRESSURE DIGITAL KIT



8M0089111

Digital sensor to provide block water pressure on SmartCraft gauges.
2.1L F75-115 Four Stroke

FUEL SENDERS

FUEL GAUGE SENDING UNIT



851052Q

Designed for tanks that have a 5 screw flange. Use with 12 volt system. 33-240 ohm. Adjusts from 4 in.(10.2 cm) to 24 in.(60.7 cm)
Quicksilver Branded, Clamshell Package Point of Sale Packaged.

TRIM SENSORS

POWER TRIM SENDER



891777A01

Starboard Mounted. Required for digital gauge applications.
Fits SmartCraft compatible engines.

SENSOR ASSEMBLY- TRIM



8M0095310

Fits all SmartCraft compatible MerCruiser and Mercury Racing product when these models have the 555 ECM.

SENSOR KIT- TRIM



863187A 2

Fits all SmartCraft compatible MerCruiser and Mercury Racing product when these models have the 555 ECM. Also used on CMD engines

ROTOR KIT



805134A 6

Optional rotor required when using SmartCraft instrumentation with the analog trim senders on 2001-2002 MPI engines.
Note: In May of 2002, the ECM 555 controller was modified to allow use of the standard rotor 805134A4 for use with SmartCraft instrumentation which has eliminated the need to swap out the standard H1 rotor with this optional J1 rotor.
For use on 2001-2002 MCM 4.3L, 5.0L, 350 Mag & 6.2L MPI engines with SmartCraft instrumentation. (s/n 0M300000-0M362927)

SMARTCRAFT RIGGING

TRANSOM MOUNT TRANSDUCERS

DEPTH/SPEED/TEMP TRANSDUCER - TRANSOM MOUNT



79-8M0122503

Mounts to boat's transom and provides depth/speed/temp input to SmartCraft instruments. Beam is 11 degree conical with a useful depth range to 100 meters. Fits SmartCraft compatible engines
Mercury Branded

ADAPTER - HARNESS/SENSOR



84-881244A 1

2 to 4 pin adapter with power leads to connect depth transducers to 2002-2005 V6 EFI and OptiMax. This harness is included in the depth transducer kits (879295A01, 881933A11, 884207A11).

SPEED/TEMPERATURE SENSOR



859223A01

Single unit which measures boat speed via paddle wheel as well as water temperature.

Fits SmartCraft compatible engines.

859223B21

Fits SmartCraft compatible engines. BULK KIT

Priced individually, sold @ multiples of 24

TEMPERATURE SENSOR



56-820386A76

SC 1000 Speedo kit and VesselView Axis and Outboard.

TRANSOM MOUNT TRANSDUCER BRACKETS

BRACKET-TRANSDUCER



859223001

Bracket only, used with the 859223 Speed/Temp sender.

TRANSDUCERS THRU HULL

TRANSDUCER INSERT HOUSING - THRU HULL



879296T01

This part is a housing that mounts thru boat's hull allows the insert of a speed/temp transducer (879296T02) or a speed/depth/temp transducer (8M0122504). Must be used with either an 879296T02 or 8M0122504.

SPEED TEMP TRANSDUCER INSERT - THRU HULL



879296T02

Mounts thru boat's hull, provides speed/temp data input to SmartCraft instruments.

*Must be used with transducer housing part# 879296T01. *This is not a stand alone part.

DEPTH/SPEED/TEMP TRANSDUCER INSERT - THRU HULL



79-8M6004807

Mounts thru boat's hull, provides speed/depth/temp data input to SmartCraft instruments. Beam is 10 X 44 degree fan with a useful depth range to 70 meters. Recommended dead rise is 0 to 22 degrees.

*Must be used with transducer housing part# 879296T01. *This is not a stand alone part.

DEPTH/TEMP SENSOR/ THRU HULL/ 10 FT/ 20 DEGREE



79-8M0122505

10 foot thru hull depth and temp sensor. Beam is 12 degree conical with a useful depth range of 100 meters. Recommended dead rise is 16 to 24 degrees. Fits 2002 and newer SmartCraft engines

79-8M0122881

10 foot thru hull depth and temp sensor. Beam is 12 degree conical with a useful depth range of 100 meters. Recommended dead rise is 16 to 24 degrees. Fits 2002 and newer SmartCraft engines. BULK KIT - Priced individually, sold @ multiples of 12

DEPTH/TEMP SENSOR/ THRU HULL/ 19 FT/ 20 DEGREE



79-8M0122506

19 foot thru hull depth and temp sensor. Beam is 12 degree conical with a useful depth range of 100 meters. Recommended dead rise is 16 to 24 degrees. Fits 2002 and newer SmartCraft engines.

79-8M0122888

19 foot thru hull depth and temp sensor. Beam is 12 degree conical with a useful depth range of 100 meters. Recommended dead rise is 16 to 24 degrees. Fits 2002 and newer SmartCraft engines. BULK KIT - Priced individually, sold @ multiples of 12

Priced individually, sold @ multiples of 12

DEPTH/TEMP SENSOR/ THRU HULL/ 19 FT/ 0 DEGREE



79-8M0122507

19 foot thru hull depth and temp sensor. Beam is 12 degree conical with a useful depth range of 100 meters. Recommended dead rise is 0 degrees. Fits 2002 and newer SmartCraft engines.

DEPTH/TEMP SENSOR/ THRU HULL/ 19 FT/ 0 DEGREE



79-8M0123434

19 foot thru hull depth and temp sensor. Beam is 12 degree conical with a useful depth range of 100 meters. Recommended dead rise is 0 degrees. Fits 2002 and newer SmartCraft engines. BULK KIT - Priced individually, sold @ multiples of 12

SPEED SENSOR & TEMP /THRU HULL



883090A01

19 ft.
Fits 2002 and newer SmartCraft engines

SPEED SENSOR & TEMP/ THRU HULL

883090B 1

19 ft.
Fits 2001 and newer OptiMax, 2002 and newer V-6 EFI & 30-60 EFI FourStroke and MerCruiser engines having the 555 ECM.
Priced individually, sold @ multiples of 12

SMARTCRAFT RIGGING

TRANSDUCERS IN-HULL

DEPTH FINDER TRANSDUCER - IN HULL



79-8M0122502

Mounts in boat's hull and provides depth input to SmartCraft instruments. Plastic body.

In-Hull depth transducer. Beam is 7 degree conical with a useful depth range to 100 meters. Recommended dead rise is 0 to 22 degrees. Fits 2002 and newer SmartCraft engines.

PITOT KITS

PITOT/SPEED SENSOR KIT



881879A 2

100 PSI for speeds less than 80 mph. Mounts to either the MerCruiser sterndrive transom bracket or to the boat near the engine. All parts required for mounting and connecting the sensor are included in the kit.

Fits all SmartCraft compatible MerCruiser and Mercury Racing product.

PITOT/SPEED SENSOR KIT



881879A 3

200 PSI for speeds greater than 80 mph. Mounts to either the MerCruiser sterndrive transom bracket or to the boat near the engine. All parts required for mounting and connecting the sensor are included in the kit.

Fits all SmartCraft compatible MerCruiser and Mercury Racing product.

PITOT/SPEED SENSOR KIT



881879A22

This kit provides a hose hook up from the gearcase to a sensor to be engine mounted, allowing SmartCraft (digital) applications for a speedometer to receive a signal from the engine.

Fits the 75/90/115hp. (1.5L) OptiMax outboard engines, Model Year 2004 and newer.

PITOT/SPEED SENSOR KIT



881879A13

100 PSI for speeds less than 80 mph. Mounts to either the MerCruiser sterndrive transom bracket or to the boat near the engine. All parts required for mounting and connecting the sensor are included in the kit. Includes 84-863931 harness (flat 4 pin to transom 10 pin) and 84-863737 harness (round 3 pin to flat 4 pin). Used on current 10 pin harness applications only.

Fits all SmartCraft compatible MerCruiser and Mercury Racing product.

PITOT/SPEED SENSOR KIT



881879A15

100 PSI for speeds less than 80 mph. Mounts to either the MerCruiser sterndrive transom bracket or to the boat near the engine. All parts required for mounting and connecting the sensor are included in the kit. Only includes the 84-863737 harness (round 3 pin to flat 4 pin)

Fits all SmartCraft compatible MerCruiser and Mercury Racing product.

SMARTCRAFT PITOT SENSOR KIT



8M0090447

Pitot sensor kit provides speed information for SmartCraft gauges. 2.1L F75-115 Four Stroke and 150 Four Stroke

SMARTCRAFT PITOT SENSOR (SPEED)



8M0103315

100 psi SmartCraft Pitot sensor for speed input Verado Gen 5 350 HP engine only, all other Gen 5 Verado engines come with Pitot speed sensor

PRESSURE TRANSDUCER KIT



859210A 1

Speed pressure transducer is either mounted to the transom bracket or a location near the engine. 100 PSI sensor is plumbed to a speed pickup tube and then wired to the engine sensor plug included with SmartCraft Gauges. Fits 2002 and newer OptiMax outboard engines at speeds less than 80 mph.

GPS KITS

SMARTCRAFT OR NMEA2000 GPS ANTENNA



8M0130792

SmartCraft or NMEA2000 capable GPS Antenna. Used with any system needing a SmartCraft GPS source OR NMEA2000 GPS source. GPS autodetects which system it is connected to and communicates correctly. GPS can be used for all of the following applications: SC1000 gauge speed source, SmartTow speed source, Active Trim without dash pad speed source or NMEA2000 speed and position source.

GPS EXTENSION CABLE



84-879171T21

3.2 foot extension cable to be used with GPS Kit (8M0024918) CAN P GPS signal for non Auto Pilot equipped boats

84-879171T22

6.6 foot extension cable to be used with GPS Kit (8M0024918) CAN P GPS signal for non Auto Pilot equipped boats

84-879171T23

9.8 foot extension cable to be used with GPS Kit (8M0024918) CAN P GPS signal for non Auto Pilot equipped boats

CAN H TO GTC CONNECTOR ADAPTER HARNESS



84-8M0120136

Flat 4 pin CAN H connector to GTC connector adapter - 0.5 meter Used in certain Joystick applications

NMEA2000

Mercury NMEA 2000®


Truly smart boating

Mercury Marine improves the process of connecting marine electronic devices by offering only top-performing products. All Mercury components have undergone rigorous testing and validation. The likelihood of failed connections can be reduced by limiting the number of connectors under the helm, thus improving communication between electronics.

With an almost endless number of options, you can make your on-board network as advanced as you like.



VesselView 903



6-way Junction Box



Starter Kit

Mercury NMEA 2000 Components	
Description	Part Number
NMEA 2000 6-way Junction Box	8M0138268
NMEA 2000 SmartCraft Gateway	8M0105243
NMEA 2000 Starter Kit	8M0110642
NMEA 2000 Power Harness	8M0114012
0.5 meter NMEA Extension Harness	879171T01
1 meter NMEA Extension Harness	879171T02
2 meter NMEA Extension Harness	879171T03
3 meter NMEA Extension Harness	879171T04
4 meter NMEA Extension Harness	879171T05
5 meter NMEA Extension Harness	879171T06
6 meter NMEA Extension Harness	879171T07
7 meter NMEA Extension Harness	879171T08
8 meter NMEA Extension Harness	879171T09
9 meter NMEA Extension Harness	879171T10
10 meter NMEA Extension Harness	879171T11
NMEA 2000 "T" Connector	8M6004829
NMEA 2000 Resistor – Female	8M6004831
NMEA 2000 Resistor – Male	8M6004830
NMEA 2000 Weather Cap	8M6000708

All Mercury Controls & Rigging have a two year warranty. However, Controls & Rigging purchased with a propulsion package have the same warranty time frame as the propulsion package, including any additional extended warranty from Mercury (MPP), which could go up to seven years.



Learn more at mercurymarine.com

©2018 MERCURY MARINE. All rights reserved. Reproduction in whole or in part without permission is prohibited. Simrad, SolarMax HD and GoFree are registered trademarks of Navico, Inc.

P/N 90-8M0143459

NMEA2000 COMPONENTS

NMEA2000 6-WAY JUNCTION BOX



84-8M0138268

Rather than using individual T's, use a rock-solid distribution block to build your NMEA2000 network. Has 6 individual connectors.
Works with any NMEA2000 standard 5 pin connector and can support both male and female termination resistors.

MALE - FEMALE 5-PIN EXTENSION HARNESS



84-879171T01

0.5 meter long harness to extend any NMEA 2000 backbone or Mercury CAN H bus for IMU/GPS signal.

84-879171T02

1 meter long harness to extend any NMEA 2000 backbone or Mercury CAN H bus for IMU/GPS signal.

84-879171T03

2 meter long harness to extend any NMEA 2000 backbone or Mercury CAN H bus for IMU/GPS signal.

84-879171T04

3 meter long harness to extend any NMEA 2000 backbone or Mercury CAN H bus for IMU/GPS signal.

84-879171T05

4 meter long harness to extend any NMEA 2000 backbone or Mercury CAN H bus for IMU/GPS signal.

84-879171T06

5 meter long harness to extend any NMEA 2000 backbone or Mercury CAN H bus for IMU/GPS signal.

84-879171T07

6 meter long harness to extend any NMEA 2000 backbone or Mercury CAN H bus for IMU/GPS signal.

84-879171T08

7 meter long harness to extend any NMEA 2000 backbone or Mercury CAN H bus for IMU/GPS signal.

84-879171T09

8 meter long harness to extend any NMEA 2000 backbone or Mercury CAN H bus for IMU/GPS signal.

84-879171T10

9 meter long harness to extend any NMEA 2000 backbone or Mercury CAN H bus for IMU/GPS signal.

84-879171T11

10 meter long harness to extend any NMEA 2000 backbone or Mercury CAN H bus for IMU/GPS signal.

NMEA 2000 STARTER KIT



8M0110642

Kit includes NMEA 2000 power harness, 1 male termination resistor, 1 female termination resistor and a "T" connector

Whenever a NMEA2000 backbone is required, these are the basic components required to start that architecture

NMEA 2000 POWER HARNESS



84-8M0114012

NMEA 2000 power harness. Overmolded NMEA 2000 connector with fused harness.

Used to provide power to the NMEA 2000 bus.

NMEA2000 "T" CONNECTOR



8M6004829

NMEA2000 architecture requires "T" connectors to connect cable drops from the network to devices.

Useful for any NMEA2000 network application

NMEA2000 RESISTOR - FEMALE



8M6004831

NMEA2000 Resistor - Female pins

NMEA2000 networks require two termination resistors: one male and one female

SMARTCRAFT RIGGING

NMEA2000 RESISTOR - MALE



8M6004830

NMEA2000 Resistor - Male pins
NMEA2000 networks require two termination resistors: one male and one female

NMEA 2000 WEATHER CAP



86-8M6000708

NMEA 2000 weather cap (male thread in).
Used to cap an open connection on NMEA 2000 network.

NMEA2000 WEATHER CAP - FEMALE



8M6001762

Replacement weather cap for NMEA2K connector on back of VesselView.
Used on VV403, VV502, VV703 and VV903

SMARTCRAFT RIGGING KITS

SMARTCRAFT RIGGING KIT



8M0056278

Kit contains the following:

1257- 8742A21 Oil Tanks with Oil Senders (2)
859223 Speed/Temperature Sensor (1)
84-859743T 1 Harness to oil, fuel and paddle wheel (2)
84-879981T30 SC1000R-30, 30 ft. (9.1 meter) Data Harnesses (2)
878492A16, 6-Plug J Box (1)
859318T 2 Weather Caps (2)
881175A 1 Male Connector Cap (1)
881176A 1 Female Connector Cap (1)

For dual application. Fits 2001-2005 OptiMax Outboards, 2002-2005 V-6 EFI Outboards and Pro Max Mercury Racing Outboards (when equipped with the 555 Electronic Control Module). The oil tank bracket may only be used as a floor mounted application.

SMARTCRAFT ENGINE DATA KIT



8M0056279

Kit contains the following:
1257- 8742A22 Oil Tank without Oil Sender (1)
79-879896K21 Front Mount SC1000 System Monitor
Data Harness removed for 2006 (84-879982A30) - use new 14 pin harness with 84-896537 series which eliminates the data harness - 10 pin is part of primary engine to helm harness
The oil tank bracket may only be used as a floor mounted application.

Fits 2006 and newer OptiMax Outboards when using new 14 pin harness

ANALOG TO DIGITAL CONVERSION KIT



859648A 2

Converts an analog to a digital OptiMax. Contains the sensors, harnesses and instructions needed.

Fits 2000 and newer OptiMax 2.5L engines.

ANALOG TO DIGITAL CONVERSION KIT



859649A 2

Converts an analog to a digital OptiMax. Contains the sensors, harnesses and instructions needed.
Fits 2000 OptiMax 3.0L engines.

OPTIMAX MY2001 ANALOG RIGGING KIT



8M0078157

Contains necessary components allowing a digital OptiMax to operate analog speedometer, tachometer and water pressure gauges.
Fits OptiMax engines, model year 2001 and newer.

REMOTE 3.0 US GAL (11 L) OIL TANK



1257- 8742A21

Remote 3.0 US gal (11 L) Oil Tank with sender, complete with tank, lines, floor mounting bracket and all hardware.

REMOTE 3.0 US GAL (11 L) OIL TANK



1257- 8742A22

Remote 3.0 US gal (11 L) Oil Tank without sender, complete with tank, lines, floor mounting bracket and all hardware.
Optional tank size for Mercury/Mariner 2 cycle outboards, to be used wherever a pressurized oil reservoir system is already in use. This tank and bracket assembly is only used in floor mounted applications.

REMOTE 3.0 US GAL (11 L) OIL TANK



1257- 8742A23

Remote 3.0 US gal (11 L) Oil Tank without sender, complete with tank, lines, mounting bracket and all hardware. Old Bracket Design
Optional tank size for Mercury/Mariner 2 cycle outboards, to be used wherever a pressurized oil reservoir system is already in use. This tank and bracket assembly may be optionally floor or wall mounted.

MECHANICAL SMARTTOW HELM KIT



8M0101650

SmartTow and Cruise are now available on MerCruiser gas engine platforms that utilize mechanical throttle and shift controls! What was previously only available on DTS applications can now be used on the latest gas engine platforms from MerCruiser

This helm kit requires an engine to helm harness and can be utilized on the applicable marine-specific MerCruiser gas engine platforms developed by Mercury. Also requires a gauge that is Cruise/SmartTow capable. Can be used with Zero Off capable gauges when Zero Off Security token is added. Single engine applications only

SMARTTOW: ENGINE TO HELM HARNESS



84-8M0101640

Connects the marine-specific MerCruiser gas engine to the helm kit for Cruise/SmartTow functionality on mechanical engines. Harness is 10 feet
Single engine only marine-specific MerCruiser gas engine applications

84-8M0101641

Connects the marine-specific MerCruiser gas engine to the helm kit for Cruise/SmartTow functionality on mechanical engines. Harness is 15 feet
Single engine only marine-specific MerCruiser gas engine applications

84-8M0101642

Connects the marine-specific MerCruiser gas engine to the helm kit for Cruise/SmartTow functionality on mechanical engines. Harness is 20 feet
Single engine only marine-specific MerCruiser gas engine applications

84-8M0101643

Connects the marine-specific MerCruiser gas engine to the helm kit for Cruise/SmartTow functionality on mechanical engines. Harness is 25 feet
Single engine only marine-specific MerCruiser gas engine applications

SMARTCRAFT RIGGING

84-8M0101644

Connects the marine-specific MerCruiser gas engine to the helm kit for Cruise/ SmartTow functionality on mechanical engines. Harness is 30 feet
Single engine only marine-specific MerCruiser gas engine applications

SMARTCRAFT AUTHENTICATION DEVICE



8M0105518

Now you can operate applicable MerCruiser engines (mechanical and DTS) with applicable gauges (Medallion, FW Murphy, etc) by using this authentication interface device to enable advanced SmartCraft features.

Mechanical marine-specific MerCruiser gas engines and all DTS engines in conjunction with an applicable third-party SmartCraft gauge that is specifically compatible with this authentication interface device.

ADD-ON SENSOR RIGGING KITS - MCM

RIGGING KIT - MCM W/O STEERING SENSOR



891954A05

This kit will allow you to experience all the Smartcraft features.
MCM 4.3L, 5.0L, 350 Mag, and MX6.2 MPI
Includes Pitot kit, Depth/Temp sensor and boat harness.

SPEEDO-PITOT HARNESS



84-863737T

Required for newer engines that do not have the speedo-pitot harness included with engine harness.

Fits non-DTS smallblock and V-6 MerCruiser engines prior to serial 0W600000.

STEERING/SPEEDO-PITOT HARNESS



84-863736T

Required for engines that do not have the steering/speedo-pitot harness included with engine harness.

Fits all SmartCraft compatible MerCruiser and Mercury Racing products.

TRIM TAB INTERFACE KIT



8M0100069

Shows digital K-Plane trim on SmartCraft Instrumentation

For use with digital K-Planes and SmartCraft Instrumentation
Mercury Branded

ADD-ON SENSOR HARNESSES - MCM

PADDLE WHEEL HARNESS



84-864553T

Harness connects paddle wheel to SmartCraft system.

Fits non-DTS smallblock and V-6 MerCruiser engines prior to serial 0W600000.

TRANSOM HARNESS



84-863931A 1

Used to connect Steering/Speedo Sensor Kit 863188A 3 to MCM 4.3L, 5.0L, 5.7L (350Mag) and 6.2L MPI sterndrive engines.

Fits non-DTS smallblock and V-6 MerCruiser engines prior to serial 0W600000.

3-PIN TANK HARNESS



84-864218

Fits older MCM/MIE mechanical engines that are equipped with a 3-pin tank harness connector.

STEERING SENSOR KIT



863188A 5

Provides steering angle and degrees to SmartCraft instruments so gauge can display steering position - useful when docking. Includes steering harness 84-864219 & 84-863931

Fits all SmartCraft compatible MerCruiser and Mercury Racing product . Also used on CMD engines

STEERING ANGLE SENSORS

STEERING/SPEEDO SENSOR KIT



863188A 3

Provides steering angle and degrees, and speed to SmartCraft instruments so gauge can display steering position and speed - useful when docking. Includes steering/speedo-pitot harness P/N 84-863736, required for newer engines that do not have the steering/speedo-pitot harness included with engine harness.

Fits all SmartCraft compatible MerCruiser and Mercury Racing products.

SMARTCRAFT K-PLANES - HARNESES

K-PLANE Y HARNESS



84-895820T02

K-Plane Tab Y harness for dual tabs.

Harness from bullet tab sensor to 4 pin tab interface.

STEERING SENSOR KIT



863188T 4

Provides steering angle and degrees to SmartCraft instruments so gauge can display steering position - useful when docking.

Fits all SmartCraft compatible MerCruiser and Mercury Racing products.

HARNESS ASSEMBLY



84-898059T15

Tab extension, 15 feet.

Used to extend the harness included with Digital Trim Tabs to plug directly into the harness included with SystemView Race Edition. REQUIRED for all installations with Digital Tabs and SystemView Race Edition EXCEPT Mercury Racing Sterndrives with New Style 14-Pin Engine Harness connector.

84-898059T20

Tab extension, 20 feet.

Used to extend the harness included with Digital Trim Tabs to plug directly into the harness included with SystemView Race Edition. REQUIRED for all installations with Digital Tabs and SystemView Race Edition EXCEPT Mercury Racing Sterndrives with New Style 14-Pin Engine Harness connector.

84-898059T25

Tab extension, 25 feet.

Used to extend the harness included with Digital Trim Tabs to plug directly into the harness included with SystemView Race Edition. REQUIRED for all installations with Digital Tabs and SystemView Race Edition EXCEPT Mercury Racing Sterndrives with New Style 14-Pin Engine Harness connector.

84-898059T30

Tab extension, 30 feet.

Used to extend the harness included with Digital Trim Tabs to plug directly into the harness included with SystemView Race Edition. REQUIRED for all installations with Digital Tabs and SystemView Race Edition EXCEPT Mercury Racing Sterndrives with New Style 14-Pin Engine Harness connector.

ELECTRICAL

SMARTCRAFT GAUGE HARNESSSES**SC1000 SYSTEM TACHOMETER HARNESS****84-879979T11**

3 ft. (.9 meters) Tachometer Harness

Provides connection to SC1000 System Tachometer, horn and SC100 Series Gauges. Requires the use of SmartCraft Junction Boxes listed in SC1000 Section.

SC1000 SYSTEM SPEEDOMETER HARNESS**84-879978T11**

3 ft. (.9 meters) Speedometer Harness

Provides connection to SC1000 System Speedometer, air temp, GPS (0183) and horn. Requires the use of SmartCraft Junction Boxes listed in SC1000 Section. See SC1000 System Speedometer product in SC1000 Section.

3 FOOT SMARTCRAFT EXTENSION HARNESS

Image not Available.

84-8M0138593

All 10 pins are populated in this SmartCraft 3 foot extension harness Used to extend SmartCraft connections up to 3 feet

HARNESS EXTENSION- 10 PIN**84-8M0058668**

This harness extension will allow you to increase the length by 6 feet of the 10 pin drop for instruments. The extension will work with Side Mount controls as well as any 896537 series main engine / boat harness.

DIAGNOSTIC HARNESS ADAPTER**84-859316T 1**

Service replacement harness for SmartTach communication. Plugs between diagnostic port and engine harness

DUAL ENGINE INSTRUMENT ADAPTER**84-892323T01**

Allows gauges to be powered from any key switch on dual applications Works with all SmartCraft compatible engines

TRIPLE ENGINE INSTRUMENT ADAPTER**84-892323T08**

Allows gauges to be powered from any key switch on triple applications. Works with all SmartCraft compatible engines

QUAD ENGINE INSTRUMENT ADAPTER**84-898284T01**

Allows gauges to be powered from any key switch on triple applications. Works with all SmartCraft compatible engines.

SC 100 LINK HARNESSSES

SYSTEM LINK ADAPTER KIT



84-8M0052774

Kit that drives SC100 Link Gauges from 10 Pin connection at the helm. Contains 10 pin to 3 pin adapter and 3 pin to 3 pin low voltage reset module.

Engine must be capable of providing Tach Link output and gray analog tach wire must be populated in 10 pin connection at helm in order to utilize this kit.

SYSTEM LINK RESET HARNESS



898289T42

Resets SC 100 gauges in the event of voltage drops due to starting engine with a low/weak battery. Use in conjunction with System Link Harness (84-892821K01) SmartCraft SC 100 gauges

SC 100 DATA HARNESS



84-880756T05

6 in. SmartCraft Extension Harness
Provides data link extension between SC100 Series products.

SC 100 DATA HARNESS



84-880756T 1

1 ft. (.3 meters) SmartCraft Extension Harness
Provides data link extension between SC100 Series products.

84-880756T 3

3 ft. (.9 meters) SmartCraft Extension Harness
Provides data link extension between SC100 Series products.

84-880756B 3

3 ft. (.9 meters) SmartCraft Extension Harness
Provides data link extension between SC100 Series products.
Priced individually, sold @ multiples of 12

84-880756T10

10 ft. (3.0 meters) SmartCraft Extension Harness
Provides data link extension between SC100 Series products.

84-880756T30

30 ft. (9.1 meters) SmartCraft Extension Harness
Provides data link extension between SC100 Series products.


84-880756B30

30 ft. (9.1 meters) SmartCraft Extension Harness
Provides data link extension between SC100 Series products.
Priced individually, sold @ multiples of 12

INSTRUMENT HARNESSSES

Harnesses have ring terminal leads bundled for each gauge.

IGNITION HARNESS - NON DTS 14 PIN



84-896537T02

2 ft. harness (896537A02) with new 14 pin connector for the engine and additional connectors that allow easy quick connect solutions to the rigging process. Loose harness.

Analog gauges also require the use of harness 84-892990T01, T10 or T15.

2006 and newer Non DTS Outboards from 25 Hp to 250 HP- 14 Pin Connectors
All MCM / MIE engines equipped with 14 pin connectors

84-896537T08

8 ft. harness (896537A08) with new 14 pin connector for the engine and additional connectors that allow easy quick connect solutions to the rigging process. Loose harness.

Analog gauges also require the use of harness 84-892990T01, T10 or T15.

2006 and newer Non DTS Outboards from 25 Hp to 250 HP- 14 Pin Connectors
All MCM / MIE engines equipped with 14 pin connectors

84-896537T11

11 ft. harness (896537A11) with new 14 pin connector for the engine and additional connectors that allow easy quick connect solutions to the rigging process. Loose harness.

Analog gauges also require the use of harness 84-892990T01, T10 or T15.

2006 and newer Non DTS Outboards from 25 Hp to 250 HP- 14 Pin Connectors
All MCM / MIE engines equipped with 14 pin connectors

84-896537T15

15 ft. harness (896537A15) with new 14 pin connector for the engine and additional connectors that allow easy quick connect solutions to the rigging process. Loose harness.

Analog gauges also require the use of harness 84-892990T01, T10 or T15.

2006 and newer Non DTS Outboards from 25 Hp to 250 HP- 14 Pin Connectors
All MCM / MIE engines equipped with 14 pin connectors

84-896537T20

20 ft. harness (896537A20) with new 14 pin connector for the engine and additional connectors that allow easy quick connect solutions to the rigging process. Loose harness.

Analog gauges also require the use of harness 84-892990T01, T10 or T15.

2006 and newer Non DTS Outboards from 25 Hp to 250 HP- 14 Pin Connectors
All MCM / MIE engines equipped with 14 pin connectors

84-896537T24

25 ft. harness (896537A24) with new 14 pin connector for the engine and additional connectors that allow easy quick connect solutions to the rigging process. Loose harness. Analog gauges also require the use of harness 84-892990T01, T10 or T15. 2006 and newer Non DTS Outboards from 25 Hp to 250 HP- 14 Pin Connectors All MCM / MIE engines equipped with 14 pin connectors

84-896537T29

30 ft. harness (896537A29) with new 14 pin connector for the engine and additional connectors that allow easy quick connect solutions to the rigging process. Loose harness. Analog gauges also require the use of harness 84-892990T01, T10 or T15. 2006 and newer Non DTS Outboards from 25 Hp to 250 HP- 14 Pin Connectors All MCM / MIE engines equipped with 14 pin connectors

84-896537T40

40 ft. harness (896537A40) with new 14 pin connector for the engine and additional connectors that allow easy quick connect solutions to the rigging process. Loose harness. Analog gauges also require the use of harness 84-892990T01, T10 or T15. 2006 and newer Non DTS Outboards from 25 Hp to 250 HP- 14 Pin Connectors All MCM / MIE engines equipped with 14 pin connectors

HARNESS - NON DTS 14 PIN- ANALOG GAUGE



84-892990T01

This harness will connect directly to the non DTS harness at the helm. It will allow you to connect to analog gauges on the dash and allows the choke function to work on the 8/9/15/20 FourStroke carbureted outboards with serial numbers beginning with "OR". 5 ft long Used with 84-896537__ harness
2006 and newer Non DTS Outboards from 25 Hp to 250 HP- 14 Pin Connectors All MCM / MIE engines equipped with 14 pin connectors

84-892990T10

This harness will connect directly to the non DTS harness at the helm. It will allow you to connect to analog gauges on the dash. 10 ft long Used with 84-896537__ harness
2006 and newer Non DTS Outboards from 25 Hp to 250 HP- 14 Pin Connectors All MCM / MIE engines equipped with 14 pin connectors

84-892990T15

This harness will connect directly to the non DTS harness at the helm. It will allow you to connect to analog gauges on the dash. 15 ft long Used with 84-896537__ harness
2006 and newer Non DTS Outboards from 25 Hp to 250 HP- 14 Pin Connectors All MCM / MIE engines equipped with 14 pin connectors

HARNESS EXTENSION- 10 PIN



84-8M0058668

This harness extension will allow you to increase the length by 6 feet of the 10 pin drop for instruments. The extension will work with Side Mount controls as well as any 896537 series main engine / boat harness.

CHOKE HARNESS



84-896537T99

Allows a 14 pin harness to provide choke function for a carbureted engine when a remote control is used. Use this harness only if there are no gauges to be hooked up.

INSTRUMENT HARNESS



84-812475A 3

3 ft.(915 mm) 10 pin harness
Fits 1986 and newer MCM/MIE gasoline engines.

84-812475A20

20 ft.(6.1 m) 10 pin harness
Fits 1986 and newer MCM/MIE gasoline engines.

84-812475A25

25 ft.(7.62 m) 10 pin harness
Fits 1986 and newer MCM/MIE gasoline engines.

INSTRUMENT HARNESS



84-860618

1 m (3.3 ft.) harness, 21 pin Deutsch connector.
Fits all diesel models.

ELECTRICAL

LIGHT - DASH MOUNTED - CATALYST MALFUNCTION



8M0046481

Light will go on indicating that a malfunction has occurred with your catalyst on your engine. This means you will need to get your engine serviced soon. Works similar to your check Engine light in your truck or car. (harness to be sold separately)

Harness numbers for single helms
(M0048049, 8M0048054, 8M0048055, 8M0048056, 8M0048057,
8M0048058, 8M0048059)

MerCruiser products that are equipped with a catalyst

OBDM ADAPTER HARNESS (EC)



84-8M0053083

Adapter harness for installation of the OBDM light kit

This adapter is needed for EC engines prior to the base engine harness change. 3.0 Alpha MPI EC (serial number 1A610609 and below), 5.0 Brave DTS MPI EC (serial number 1A612238 and below), 5.0 Alpha MPI EC (serial number 1A610409 and below), 350 Mag Bravo EC (serial number 1A610686 and below) and 350 Mag Bravo DTS EC (serial number 1A610698)

HARNESS - MALFUNCTION LIGHT



84-8M0048049

This harness is to connect the OBDM malfunction light for single helm applications. 10 ft.

All MerCruiser engines that have a catalyst

84-8M0048054

This harness is to connect the OBDM malfunction light for single helm applications. 15 ft.

All MerCruiser engines that have a catalyst

84-8M0048055

This harness is to connect the OBDM malfunction light for single helm applications. 20 ft.

All MerCruiser engines that have a catalyst

84-8M0048056

This harness is to connect the OBDM malfunction light for single helm applications. 25 ft.

All MerCruiser engines that have a catalyst

84-8M0048057

This harness is to connect the OBDM malfunction light for single helm applications. 30 ft.

All MerCruiser engines that have a catalyst

84-8M0048058

This harness is to connect the OBDM malfunction light for single helm applications. 40 ft.

All MerCruiser engines that have a catalyst

84-8M0048059

This harness is to connect the OBDM malfunction light for single helm applications. 50 ft.

All MerCruiser engines that have a catalyst

HARNESS - MALFUNCTION LIGHT



84-8M0048040

This harness is to connect the OBDM malfunction light for dual helm applications. 10 ft.

All MerCruiser engines that have a catalyst

84-8M0048043

This harness is to connect the OBDM malfunction light for dual helm applications. 15 ft.

All MerCruiser engines that have a catalyst

84-8M0048044

This harness is to connect the OBDM malfunction light for dual helm applications. 20 ft.

All MerCruiser engines that have a catalyst

84-8M0048045

This harness is to connect the OBDM malfunction light for dual helm applications. 25 ft.

All MerCruiser engines that have a catalyst

84-8M0048046

This harness is to connect the OBDM malfunction light for dual helm applications. 30 ft.

All MerCruiser engines that have a catalyst

84-8M0048047

This harness is to connect the OBDM malfunction light for dual helm applications. 40 ft.

All MerCruiser engines that have a catalyst

84-8M0048048

This harness is to connect the OBDM malfunction light for dual helm applications. 50 ft.

All MerCruiser engines that have a catalyst

INSTRUMENT EXTENSION HARNESSSES (GAS ENGINES)

Fits 1986 and newer MCM/MIE gasoline engines.

3.4L/4.6L REPOWER HARNESS KIT



84-8M0145987

Make easy work of repowering that Optimax or Verado to the newer 3.4L V6 or 4.6L V8 Fourstroke engines. Kit contains a wide variety of harnesses: 4 pin depth extension harness, 2 pin clean power extension harness, 2 pin WIF extension harness, 6 pin fuel/paddle extension harness, 14 pin data cable extension harness, 10 pin blue data cable extension harness, 3 pin power steering extension harness and 10 pin male to male gender bender harness

Repower harness kit has a wide variety of harnesses that makes repowering an existing Optimax or Verado application with the 3.4L V6 or 4.6L V8 Fourstroke engine easy

INSTRUMENT EXTENSION HARNESS



84-812441A10

10 ft.(3.05 m) harness, 9 lead harness.
Used as harness extension or to complete two station installations.

84-812441A15

15 ft.(4.57 m) harness, 9 lead harness.
Used as harness extension or to complete two station installations.

84-812441A20

20 ft.(6.1 m) harness, 9 lead harness.
Used as harness extension or to complete two station installations.

84-812835A30

30 ft.(9.14 m) harness, 9 lead harness.
Used as harness extension or to complete two station installations.

84-812835A45

45 ft.(13.72 m) harness, 9 lead harness.
Used as harness extension or to complete two station installations.

INSTRUMENT EXTENSION HARNESSSES (DIESEL)

All 1994-2000 MCM/MIE diesel models (except D-Tronic models) require both an 8 lead and a 9 lead extension harness to connect instrumentation to the engine.

EXTENSION HARNESS



84-17829A10

10 ft.(3.05 m) harness, 8 lead harness.
Used as harness extension or to complete two station installations.

84-17829A20

20 ft.(6.1 m) harness, 8 lead harness.
Used as harness extension or to complete two station installations.

INSTRUMENT EXTENSION HARNESS



84-812441A10

10 ft.(3.05 m) harness, 9 lead harness.
Used as harness extension or to complete two station installations.

84-812441A15

15 ft.(4.57 m) harness, 9 lead harness.
Used as harness extension or to complete two station installations.

84-812441A20

20 ft.(6.1 m) harness, 9 lead harness.
Used as harness extension or to complete two station installations.

INSTRUMENT EXTENSION HARNESS



84-855390

20 ft.(6 m) harness
Fits (1997-2000) D2.8L and D4.2L Electronic diesel models

INSTRUMENT EXTENSION HARNESS



84-860615002

4 m (13.2 ft.) harness, 21 pin Deutsch connector
Fits D1.7L, 2001 and newer D4.2L, D2.8L and 4.2L ES and EI; 1997 and newer D7.3L ES diesel models.

84-860616002

8 m (26.3 ft.) harness, 21 pin Deutsch connector
Fits MCM/MIE D1.7L; also 2001 and newer D4.2L, D2.8L and 4.2L ES & EI diesel models; also fits 1997 and newer D7.3L Electronic diesel models

HARNESS ADAPTER



84-860622

21 pin female Deutsche connector to 8 pin & 9 pin female connector
Adapts newer diesel engines with 21 pin Deutsch connector engine harnesses to older diesel engines instrument harness with the 8 pin & 9 pin connectors.

HARNESS ADAPTER



84-860624

Adapts engine harness 84-806389A 2 (used on 1994-1997 D3.0L, D3.6L and D4.2L diesel models) to extension harnesses 84-860615 or 84-860616.

HARNESS ADAPTER



84-860625

Adapts engine harness 84-855509 or 84-803626 (used on 1997 & up D2.8L and D4.2L ES and EI diesel models) to extension harnesses 84-860615 or 84-860616. 21 pin to 17 pin connector

14 PIN DATA HARNESSES

EXTENSION HARNESS - 14 PIN



84-892451T06

6 ft. (1.8 meter) data harness. Provides data link between DTS engine and command module harness.
Works with all engines equipped with 14-pin connectors.

84-892451T10

10 ft. (3.0 meter) data harness. Provides data link between DTS engine and command module harness.
Works with all engines equipped with 14-pin connectors.

84-892451T15

15 ft. (4.6 meter) data harness. Provides data link between DTS engine and command module harness.
Works with all engines equipped with 14-pin connectors.

84-892451T20

20 ft. (6.1 meter) data harness. Provides data link between DTS engine and command module harness.
Works with all engines equipped with 14-pin connectors.

84-892451B20

20 ft. (6.1 meter) data harness. Provides data link between DTS engine and command module harness.
Bulk Pack - 6 harnesses to a box.
Works with all engines equipped with 14-pin connectors.
Priced individually, sold @ multiples of 6

84-892451T25

25 ft. (7.6 meter) data harness. Provides data link between DTS engine and command module harness.
Works with all engines equipped with 14-pin connectors.

84-892451T30

30 ft. (9.1 meter) data harness. Provides data link between DTS engine and command module harness.
Works with all engines equipped with 14-pin connectors.

84-8M0149640

35 ft. (10.7 meter) data harness. Provides data link between DTS engine and command module harness.
Works with all engines equipped with 14-pin connectors.

84-892451T40

40 ft. (12.21 meter) data harness. Provides data link between DTS engine and command module harness.
Works with all engines equipped with 14-pin connectors.

14 PIN EXTENSION HARNESS



84-8M0131369

5 ft. 14-pin Extension Harness
All Diesel Engines

84-8M0131370

10 ft. 14-pin Extension Harness
All Diesel Products

84-8M0131371

15 ft. 14-pin Extension Harness
All Diesel Engines

84-8M0131372

20 ft. 14-pin Extension Harness
All Diesel Engines

14 PIN EXTENSION HARNESS**84-8M0131373**

25 ft. 14-pin Extension Harness
All Diesel Engines

84-8M0131374

30 ft. 14-pin Extension Harness
All Diesel Engines

84-8M0131375

35 ft. 14-pin Extension Harness
All Diesel Engines

84-8M0131376

40 ft. 14-pin Extension Harness
All Diesel Engines

14 PIN EXTENSION HARNESS**84-8M0131377**

45 ft. 14-pin Extension Harness
All Diesel Engines

84-8M0131378

50 ft. 14-pin Extension Harness
All Diesel Engines

84-8M0131379

55 ft. 14-pin Extension Harness
All Diesel Engines

84-8M0131380

60 ft. 14-pin Extension Harness
All Diesel Engines

DATA HARNESS- 14 PIN (LOW LOSS)**84-8M0131381**

Data harness built for long run installations (10 gage wire - internal power/wake) 70 ft. Provides data link between DTS engine and command module harness.
All 2005 and newer DTS engines (Verado/OptiMax/MCM)

84-8M0131382

Data harness built for long run installations (10 gage wire - internal power/wake) 80 ft. Provides data link between DTS engine and command module harness.
All 2005 and newer DTS engines (Verado/OptiMax/MCM)

84-8M0131383

Data harness built for long run installations (10 gage wire - internal power/wake) 90 ft. Provides data link between DTS engine and command module harness.
All 2005 and newer DTS engines (Verado/OptiMax/MCM)

84-8M0131384

Data harness built for long run installations (10 gage wire - internal power/wake) 100 ft. Provides data link between DTS engine and command module harness.
All 2005 and newer DTS engines (Verado/OptiMax/MCM)

84-8M0131385

Data harness built for long run installations (10 gage wire - internal power/wake) 110 ft. Provides data link between DTS engine and command module harness.
All 2005 and newer DTS engines (Verado/OptiMax/MCM)

84-8M0131386

Data harness built for long run installations (10 gage wire - internal power/wake) 120 ft. Provides data link between DTS engine and command module harness.
All 2005 and newer DTS engines (Verado/OptiMax/MCM)

14 PIN FEMALE WEATHER CAP**8M0126960**

Heavy Duty 14 pin Female Weather Cap

Reusable weather cap to be used to protect the integrity of the 14 pin data cable when connections are not able to be immediately made

14 PIN MALE WEATHER CAP



8M0126959

Heavy Duty 14 pin Male Weather Cap

Reusable weather cap to be used to protect the integrity of the 14 pin data cable when connections are not able to be immediately made

10 PIN (YELLOW) DATA HARNESSSES

CAN DATA HARNESS - 10 PIN - NO RESISTORS DTS (YELLOW)



84-879312T44

Contains CAN 1,2, and 3. 1 ft. (0.3 meter) SmartCraft data harness without resistors

Provides data link between SmartCraft System CAN Bus components on DTS applications (Digital Throttle & Shift)

84-879312T45

Contains CAN 1,2, and 3. 2 ft. (0.6 meter) SmartCraft data harness without resistors

Provides data link between SmartCraft System CAN Bus components on DTS applications (Digital Throttle & Shift)

84-879312T46

Contains CAN 1,2, and 3. 3 ft. (0.9 meter) SmartCraft data harness without resistors

Provides data link between SmartCraft System CAN Bus components on DTS applications (Digital Throttle & Shift)

84-879312T47

Contains CAN 1,2, and 3. 4 ft. (1.2 meter) SmartCraft data harness without resistors

Provides data link between SmartCraft System CAN Bus components on DTS applications (Digital Throttle & Shift)

CAN DATA HARNESS - 10 PIN - NO RESISTORS (YELLOW)



84-879969T 6

6 ft. (1.8 meter) SmartCraft data harness without resistors

Provides data link between SmartCraft CAN P, X and H components.

84-879969B 6

6 ft. (1.8 meter) SmartCraft data harness without resistors

Provides data link between SmartCraft CAN P, X and H components.

Priced individually, sold @ multiples of 6

84-879969T10

10 ft. (3.0 meter) SmartCraft data harness without resistors

Provides data link between SmartCraft CAN P, X and H components.

84-879969B10

10 ft. (3.0 meter) SmartCraft data harness without resistors

Provides data link between SmartCraft CAN P, X and H components.

Priced individually, sold @ multiples of 6

84-879969T15

15 ft. (4.6 meter) SmartCraft data harness without resistors

Provides data link between SmartCraft CAN P, X and H components.

84-879969T20

20 ft. (6.1 meter) SmartCraft data harness without resistors

Provides data link between SmartCraft CAN P, X and H components.

84-879969T30

30 ft. (9.1 meter) SmartCraft data harness without resistors

Provides data link between SmartCraft CAN P, X and H components.

CAN DATA HARNESS - 10 PIN WITH ONE RESISTOR (YELLOW)



84-879980T10

10 ft. (3.0 meter) SmartCraft data harness with one resistor

Provides data link between SmartCraft CAN P, X and H components.

84-879980B10

10 ft. (3.0 meter) SmartCraft data harness with one resistor

Provides data link between SmartCraft CAN P, X and H components.

Priced individually, sold @ multiples of 12

84-879980T15

15 ft. (4.6 meter) SmartCraft data harness with one resistor

Provides data link between SmartCraft CAN P, X and H components.

84-879980B15

15 ft. (4.6 meter) SmartCraft data harness with one resistor

Provides data link between SmartCraft CAN P, X and H components.

Priced individually, sold @ multiples of 6

84-879980T30

30 ft. (9.1 meter) SmartCraft data harness with one resistor

Provides data link between SmartCraft CAN P, X and H components.

84-879980B30

30 ft. (9.1 meter) SmartCraft data harness with one resistor

Provides data link between SmartCraft CAN P, X and H components.

Priced individually, sold @ multiples of 12

10 PIN (BLUE) DATA HARNESSSES**CAN DATA HARNESS - 10 PIN NON DTS WITH RESISTORS (BLUE)****84-879982T20**

20 ft. (6.1 meter) SmartCraft data harness with (2) termination resistors
Includes connections for horn and link gauge. Provides data link between SmartCraft CAN P Components.

84-879982B20

20 ft. (6.1 meter) SmartCraft data harness with (2) termination resistors
Includes connections for horn and link gauge. Provides data link between SmartCraft CAN P Components.

Priced individually, sold @ multiples of 12

84-879982T25

25 ft. (7.6 meter) SmartCraft data harness with (2) termination resistors
Includes connections for horn and link gauge. Provides data link between SmartCraft CAN P Components.

84-879982T30

30 ft. (9.1 meter) SmartCraft data harness with (2) termination resistors
Includes connections for horn and link gauge. Provides data link between SmartCraft CAN P Components.

84-879982B30

30 ft. (9.1 meter) SmartCraft data harness with (2) termination resistors
Includes connections for horn and link gauge. Provides data link between SmartCraft CAN P Components.

Priced individually, sold @ multiples of 12

CAN DATA HARNESS - 10 PIN - NO RESISTORS NON DTS (BLUE)**84-879968T 6**

6 ft. (1.8 meter) SmartCraft data harness without resistors and no additional connections
Provides data link between SmartCraft CAN P Components.

84-879968T10

10 ft. (3.0 meter) SmartCraft data harness without resistors and no additional connections
Includes connections for horn and link gauge. Provides data link between SmartCraft CAN P Components.

84-879968B10

10 ft. (3.0 meter) SmartCraft data harness without resistors and no additional connections

Provides data link between SmartCraft System CAN Bus Components
Priced individually, sold @ multiples of 12

84-879968T15

15 ft. (4.6 meter) SmartCraft data harness without resistors and no additional connections
Provides data link between SmartCraft System CAN Bus Components

84-879968T20

20 ft. (6.1 meter) SmartCraft data harness without resistors and no additional connections

Provides data link between SmartCraft System CAN Bus Components

84-879968T25

25 ft. (7.6 meter) SmartCraft data harness without resistors and no additional connections

Provides data link between SmartCraft System CAN Bus Components

84-879968T30

30 ft. (9.1 meter) SmartCraft data harness without resistors and no additional connections

Provides data link between SmartCraft System CAN Bus Components

84-879968B30

30 ft. (9.1 meter) SmartCraft data harness without resistors and no additional connections

Provides data link between SmartCraft System CAN Bus Components

Priced individually, sold @ multiples of 12

84-879968T50

50 ft. (15.2 meter) SmartCraft data harness without resistors and no additional connections

Provides data link between SmartCraft System CAN Bus Components

84-879968T80

80 ft. (24.4 meter) SmartCraft data harness without resistors and no additional connections

Provides data link between SmartCraft System CAN Bus Components

CAN DATA HARNESS - 10 PIN - ONE RESISTOR NON DTS (BLUE)**84-879981T10**

10 ft. (3.0 meter) SmartCraft data harness with one resistor
Provides data link between SmartCraft System CAN Bus Components

84-879981T15

15 ft. (4.6 meter) SmartCraft data harness with one resistor
Provides data link between SmartCraft System CAN Bus Components

84-879981T20

20 ft. (6.1 meter) SmartCraft data harness with one resistor
Provides data link between SmartCraft System CAN Bus Components

84-879981B20

20 ft. (6.1 meter) SmartCraft data harness with one resistor
Provides data link between SmartCraft System CAN Bus Components
Priced individually, sold @ multiples of 12

84-879981T25

25 ft. (7.6 meter) SmartCraft data harness with one resistor
Provides data link between SmartCraft System CAN Bus Components

84-879981T30

30 ft. (9.1 meter) SmartCraft data harness with one resistor
Provides data link between SmartCraft System CAN Bus Components

84-879981T50

50 ft. (15.2 meter) SmartCraft data harness with one resistor
Provides data link between SmartCraft System CAN Bus Components

84-879981T80

80 ft. (24.4 meter) SmartCraft data harness with one resistor
Provides data link between SmartCraft System CAN Bus Components

ADAPTER HARNESSSES - 14 PIN

DUAL HELM ADAPTER KIT- DTS



84-893330K01

Used with dual stations/ dual helms - Requires one for single-engine installation and two for dual-engine installation. Adapts primary 14-pin data harness to dual helms.

ADAPTER HARNESSSES - 2 PIN

2 PIN LINK HARNESS- CAN



84-893452A01

Used to link CAN Networks together.

2 PIN "Y" ADAPTER HARNESS - LINK ADAPTER




84-896370T01

Used on DTS engines that require extended length CAN networks.

ADAPTER HARNESSSES

ADAPTER - NON DTS 14 PIN TO 8 PIN



84-896539T01

1 ft adapter that allows you to connect a 14 pin (Female) boat harness to an 8 pin (Male) engine connection. Includes bracket and screws
2006 and newer Non DTS Outboards from 25 Hp to 250 HP- 14 Pin Connectors

84-896539T05

5 ft adapter that allows you to connect a 14 pin (Female) boat harness to a 8 pin (Male) engine connection. Includes bracket and screws
2006 Non DTS Outboards from 25 Hp to 250 HP- 14 pin connector

84-896539T08

8 ft adapter that allows you to connect a 14 pin (Female) boat harness to a 8 pin (Male) engine connection. Includes bracket and screws
2006 Non DTS Outboards from 25 Hp to 250 HP- 14 pin connector

ADAPTER - NON DTS 8 PIN TO 14 PIN



84-896542T01

1 ft adapter that allows you to connect 8 pin (Female) boat harness to the 14 pin (Male) engine connection. Includes bracket and screws
2006 Non DTS Outboards from 25 Hp to 250 HP- 14 pin connector

84-896542T05


5 ft adapter that allows you to connect 8 pin (Female) boat harness to the 14 pin (Male) engine connection. Includes bracket and screws
2006 Non DTS Outboards from 25 Hp to 250 HP- 14 pin connector

ADAPTER - NON DTS 8 PIN TO 14 PIN

84-896542T08

8 ft adapter that allows you to connect 8 pin (Female) boat harness to the 14 pin (Male) engine connection. Includes bracket and screws
2006 Non DTS Outboards from 25 Hp to 250 HP- 14 pin connector


ADAPTER - NON DTS 10 PIN TO 14 PIN



84-858740T06

6 ft adapter that allows you to connect 10 pin (Female) boat harness to the 14 pin (Female) engine connection.
2006 Non DTS 75, 90, 115 HP 4 stroke EFI


ADAPTER - NON DTS 8 PIN TO 14 PIN



84-896540T01

3 ft adapter that allows you to connect 8 pin (Male) boat harness to the 14 pin (Male) engine connection.
2005, 2006 - 8/9.9 HP 4 stroke and newer

ADAPTER - NON DTS 14 PIN TO 8 PIN - 3 FOOT



84-896541T01

3 foot adapter that allows you to connect 14 pin (Female) boat harness to the 8 pin (Female) engine connection.
2005, 2006 - 8/9.9 HP 4 stroke and newer

ADAPTER - NON DTS 14 PIN TO 8 PIN - 5 FOOT

84-896541T05


5 foot adapter that allows you to connect 14 pin (Female) boat harness to the 8 pin (Female) engine connection.
2005, 2006 - 8/9.9 HP 4 stroke and newer

ADAPTER - NON DTS 14 PIN TO 8 PIN - 8 FOOT

84-8M0127018

8 foot adapter that allows you to connect 14 pin (Female) boat harness to the 8 pin (Female) engine connection.
2005, 2006 - 8/9.9 HP 4 stroke and newer

ADAPTER - NON DTS 14 PIN TO 8 PIN



84-892092T01

1 ft adapter that allows you to connect 14 pin (Female) boat harness to the 8 pin (Male) engine connection.
Older Outboards that are SmartCraft compatible engines


ADAPTER - NON DTS 10 PIN TO 14 PIN



84-892444T02

Adapter that allows you to connect engines that have the older 10 pin engine harness to the newer 14 pin helm harness
MCM/MIE engines that have the 10 pin engine harness.

ADAPTER - NON DTS 14 PIN TO 10 PIN



84-866337T01

Adapter that allows you to connect engines that have the newer 14 pin engine harness to the older 10 pin helm harness
MCM/MIE engines that have the 14 pin engine harness. Also used on Race product (outboards only) that have a 14 pin engine harness being connected to a 10 pin helm harness.

ADAPTER HARNESS- ANALOG GAUGE - MCM



84-866377T01

Mounts between the 14 pin Command Module harness and the data harness
DTS- MCM only

ELECTRICAL

ACCESSORY HARNESSSES

DTS CLEAN POWER - HELM - 10 FOOT



84-8M0127681

10 foot DTS clean power for use at the helm.
All DTS and Joystick applications. When crank batteries are located near the helm or mitigation of excessive voltage drop is desired.

DTS CLEAN POWER - HELM - 15 FOOT

84-8M0127682

15 foot DTS clean power for use at the helm
All DTS and Joystick applications. When crank batteries are located near the helm or mitigation of excessive voltage drop is desired

HARNESS- 25 FT CLEAN POWER



84-896333T25

25 ft. harness. Used to reduce voltage drop when battery is located near the helm of the boat. Connects to junction box at the helm.
Used on all DTS Engines

POWER HARNESS-ENGINE



84-8M0113732

15 foot DTS clean power harness. Used when battery is located near the the engine. Connects to 2 pin clean power connector on the engine.
All L4 SC Verados, 200/225 Opti DTS, 20 in. L6 Verados and MCM DTS and EC engines have this harness as part of the engine package. Must order loose for 25 in. and 30 in. L6 Verados.

HARNESS - POWER 25 FT



84-889244T01

25 ft Clean Power harness with heavy gauge (10 ga) wire for lower voltage drop. Use from crank battery to 2 pin connector on engine. DTS and MCM EC engines.

ACCESSORY POWER HARNESS / RELAY HARNESS KIT



84-899785K15

Used to provide accessory power to auxiliary loads when the keyswitch is in the "Run" or "Accessory" positions. Includes 40 amp relay, harness and 15 ft power cable with 40 amp fuse and three pole terminal block.
Used on 14-pin boat harnesses that have a 3-pin accessory power relay connector.

ACCESSORY POWER HARNESS / RELAY HARNESS KIT



84-899785K30

Used to provide accessory power to auxiliary loads when the keyswitch is in the "Run" or "Accessory" positions. Includes 40 amp relay, harness and 30 ft power cable with 40 amp fuse and three pole terminal block.
Used on 14-pin boat harnesses that have a 3-pin accessory power relay connector.

ACCESSORY POWER HARNESS KIT




84-899785K04

Accessory power cable is designed to connect battery to terminal block to provide connection point and power auxiliary loads. Includes 30 ft power cable with 40 amp fuse and 3 pole terminal block.

Used on 14-pin boat harnesses that have a 3-pin accessory power relay connector.

ACCESSORY POWER HARNESS KIT



84-899785K02

Accessory power cable is designed to connect battery to terminal block to provide connection point and power auxiliary loads. Includes 15 ft power cable with 40 amp fuse and 3 pole terminal block.

Used on 14-pin boat harness's that have a 3-pin accessory power relay connector.

ACCESSORY RELAY KIT




84-888429K11

Used in conjunction with accessory power harness to provide power to auxiliary loads.

Used on 14-pin boat harness's that have a 3-pin accessory power relay connector.

TERMINAL BLOCK



86-889679

3 pole terminal block
Useful for up to 40 Amp circuit connections, used in Accessory Power kits

ACCESSORY RELAY HARNESS KIT



84-888429K12

Used to provide accessory power to auxiliary loads. Cable is connected to the junction box and provides power to loads when the key switch is in the "Run" position. Includes 40 amp relay and harness and 3 pole terminal block.

TVS NOISE SUPPRESSION HARNESS



84-8M0072192

Reduce noisy voltage spikes from Mercury solenoid coils (trim & tab).

Kit contains 2 harnesses that are used across solenoid coils to help reduce electrical noise.

JACKPLATE HARNESS ASSEMBLY



84-881133T 1

Two 5 pin connector harness to 4 bullet (2 male, 2 female) connectors and 3 ring terminals.

For jackplate control.

IGNITION KEY SWITCHES

KEY SWITCH ASSEMBLY



54212A 7

3 ft.(915 mm) harness with ring terminals. Mounts in a 2-1/8 in.(54 mm) hole
Fits all MCM/MIE gasoline and diesel engines.

KEY SWITCH ASSEMBLY



F5H268

For dash mount installations in panels up to 1/2 in.(12.7 mm). "Push to choke" feature.

Fits all electric start Force outboards.

KEY SWITCH ASSEMBLY



F5H078

For dash mount installations in panels up to 1-7/16 in.(36 mm). "Push to choke" feature.

Fits all electric start Force outboards.

KEY SWITCH ASSEMBLY WITH CHOKE



87-88107A13

3 ft.(915 mm) harness without audio warning horn. Has 6 pin connector that adapts to harness 84-896537K_14 pin harness. 3/4 inch cut out with housing

Used with 2 cycle engines that require push to choke feature.

KEY SWITCH -4 POSITION



87-893353A02

Four position keyswitch (Off, Accessory, Run and Start) Loose switch only. 7/8 in. cut out

Can be used on DTS as well as non DTS installations

KEY SWITCH KIT - 4 POSITION W/MOUNTING HARDWARE



87-893353A03

Four position keyswitch (Off, Accessory, Run and Start) Includes keyswitch , key cover, bezel, 2 1/8 in. Dia. mounting housing and mounting hardware. 7/8 in. cut out

Can be used on DTS as well as non DTS installations

KEY SWITCH KIT - 4 POSITION MATCHED KEYS-DUALS



87-893353A04

Four position keyswitch- dual engines (Off, Accessory, Run and Start) Includes matched keyswitch , key cover, bezel, 2 1/8 in. Dia. mounting housing and mounting hardware. 7/8 in. cut out.

Dual engine - matched key set. Can be used on DTS as well as non DTS installations

KEY SWITCH KIT - 4 POSITION MATCHED KEYS-DUALS




87-893353T04

Four position keyswitch- dual engines (Off, Accessory, Run and Start) Includes matched keyswitch and mounting hardware. 7/8 in. cut out. Does not include housing

Dual engine - matched key set. Can be used on DTS as well as non DTS installations


KEY SWITCH KIT - 4 POSITION MATCHED KEYS-TRIPLES



87-893353A05

Four position keyswitch- triple engines (Off, Accessory, Run and Start) Includes matched keyswitch , key cover, bezel, 2 1/8 in. Dia. mounting housing and mounting hardware. 7/8 in. cut out.
Triple engine - matched key set

KEY SWITCH KIT - 4 POSITION MATCHED KEYS-QUADS



87-893353A06

Four position keyswitch-Quad engines (Off, Accessory, Run and Start) Includes matched keyswitch , key cover, bezel, 2 1/8 in. Dia. mounting housing and mounting hardware. 7/8 in. cut out.
Quad engine - matched key set

KEY SWITCH -3 POSITION WITH DECAL/WASHER



87-897716K01

Three position keyswitch with shorter key and mounting length (Off, Run and Start) Loose switch only. 3/4 in. cut out. Includes switch with decal and washer.
Can be used on DTS as well as Non DTS installations.

KEY SWITCH -3 POSITION WITH DECAL/WASHER



87-897716K02

Three position keyswitch with shorter key and mounting length (Off, Run and Start) Loose switch only. 3/4 in. cut out. Includes switch with decal and washer.
Matched set for dual engine installs
Can be used on DTS as well as Non DTS installations. Matched keyswitches for dual installations

KEY SWITCH -3 POSITION WITH DECAL/WASHER



87-897716K03

Three position keyswitch with shorter key and mounting length (Off, Run and Start) Loose switch only. 3/4 in. cut out. Includes switch with decal and washer.
Matched Key set for Triple engine installs
Can be used on DTS as well as Non DTS installations. Matched keyswitches for Triple installations

KEY SWITCH -3 POSITION WITH DECAL/WASHER



87-897716K04

Three position keyswitch with shorter key and mounting length (Off, Run and Start) Loose switch only. 3/4 in. cut out. Includes switch with decal and washer.
Matched Key set for Quad engine installs
Can be used on DTS as well as Non DTS installations. Matched keyswitches for Quad installations

ELECTRICAL

KEY SWITCH -3 POSITION HOUSING



879305A01

New keyswitch housing kit for 897716 series 3 position keyswitch. Kit includes 2 inch (52 MM) housing with mounting disc and bezel. Spin nut included in kit for easy mounting. (Key Switch is not included in this kit)

Can be used on DTS as well as Non DTS installations.

KEY SWITCH EXTENSION - NO CRANK - 5 FOOT



84-896691T05

This extension is used when the remote mounting a keyswitch (no crank possible). Only has off/on functions - 5 foot length
Used on all DTS engines.

KEY SWITCH EXTENSION - NO CRANK - 10 FOOT

84-896691T10

This extension is used when the remote mounting a keyswitch (no crank possible). Only has off/on functions - 10 foot length
Used on all DTS engines.

KEY SWITCH EXTENSION - NO CRANK - 15 FOOT

896691T15

This extension is used when the remote mounting a keyswitch (no crank possible). Only has off/on functions - 15 foot length
Used on all DTS engines.

KEY SWITCH EXTENSION - NO CRANK - 20 FOOT



84-879312T77

This extension is used when the remote mounting a keyswitch (no crank possible). Only has off/on functions - 20 foot length
Used on all DTS engines.

KEY SWITCH EXTENSION - NO CRANK - 30 FOOT

84-879312T78

This extension is used when the remote mounting a keyswitch (no crank possible). Only has off/on functions - 30 foot length
Used on all DTS engines.

KEY SWITCH EXTENSION - NO CRANK - 40 FOOT

84-879312T79

This extension is used when the remote mounting a keyswitch (no crank possible). Only has off/on functions - 40 foot length
Used on all DTS engines.

KEY SWITCH EXTENSION - NO CRANK - 50 FOOT

84-879312T80

This extension is used when the remote mounting a keyswitch (no crank possible). Only has off/on functions - 50 foot length
Used on all DTS engines.

KEY SWITCH EXTENSION - NO CRANK - 60 FOOT

84-879312T81

This extension is used when the remote mounting a keyswitch (no crank possible). Only has off/on functions - 60 foot length
Used on all DTS engines.

KEY SWITCH EXTENSION - NO CRANK - 70 FOOT

84-879312T82

This extension is used when the remote mounting a keyswitch (no crank possible). Only has off/on functions - 70 foot length
Used on all DTS engines.

KEY SWITCH EXTENSION - NO CRANK - 80 FOOT

84-879312T83

This extension is used when the remote mounting a keyswitch (no crank possible). Only has off/on functions - 80 foot length
Used on all DTS engines.

DECAL/WASHER KIT- 3 POSITION KEY SWITCH



899203A01

Used with 87-897716 when not supplied in harness kit

KEY SWITCH ASSEMBLY



87-88107A 3

3 ft.(915 mm) harness without audio warning horn. Has bullet connectors that adapt to harness 84-84711M.

Fits (Japanese origin) Mariner 30, 40 (2 cyl. - w/o integral oil injection) and 55 (2 cyl.) outboards used with optional remote controls.

KEY SWITCH KIT



87- 88107A 5

KEY SWITCH KIT



87- 88107A10

Three position keyswitch (Off, Run and Start) Includes keyswitch and mounting hardware.

2004 OptiMax 225 DTS outboards and 496 Mag MerCruiser DTS sterndrive and inboard engines.

KEY SWITCH ASSEMBLY WITH CHOKE



87- 88107A13

3 ft.(915 mm) harness without audio warning horn. Has 6 pin connector that adapts to harness 84-896537K_ 14 pin harness. 3/4 inch cut out with housing

Used with 2 cycle engines that require push to choke feature.

KEY SWITCH KIT



87- 88107T12

Three position keyswitch (Off, Run and Start) Push to Choke Keyswitch
Used with 2 cycle engines that require push to choke feature.

KEY SWITCH KIT



87- 893449T01

3 position Key Switch Kit

IGNITION KEY SWITCH WITH HARNESES

Mounts in a 2-1/8 in.(54 mm) hole. Includes warning horn and electrical connections for power trim, instrumentation and lanyard stop switch.

KEY SWITCH W/ HARNESS



84- 816626A 2

2 ft.(610 mm) harness with audio warning horn.

Fits Mercury/Mariner 6 hp. and Higher (2 cycle, USA & BEL Origin) outboards, Mariner 30/40 hp. with oil injection (2 cycle, Japanese Origin), all Mercury / Mariner 4-Stroke (USA Origin) outboards, Force 40 hp. and Higher (1993 and Newer) and Mercury Jet Drives. When used with MY2005 and newer 8/9.9 hp. FourStroke outboards an adapter harness 892473A01 is required.

84- 816626A 8

8 ft.(2.44 m) harness with audio warning horn.

Fits Mercury/Mariner 6 hp. and Higher (2 cycle, USA & BEL Origin) outboards, Mariner 30/40 hp. with oil injection (2 cycle, Japanese Origin), all Mercury/Mariner 4-Stroke (USA Origin) outboards, Force 40 hp. and Higher (1993 and Newer) and Mercury Jet Drives. When used with MY2005 and newer 8/9.9 hp. FourStroke outboards an adapter harness 892473A01 is required.

84- 816626A11

11 ft.(3.35 m) harness with audio warning horn.

Fits Mercury/Mariner 6 hp. and Higher (2 cycle, USA & BEL Origin) outboards, Mariner 30/40 hp. with oil injection (2 cycle, Japanese Origin), all Mercury/Mariner 4-Stroke (USA Origin) outboards, Force 40 hp. and Higher (1993 and Newer) and Mercury Jet Drives. When used with MY2005 and newer 8/9.9 hp. FourStroke outboards an adapter harness 892473A01 is required.

84- 816626A15

15 ft.(4.57 m) harness with audio warning horn.

Fits Mercury/Mariner 6 hp. and Higher (2 cycle, USA & BEL Origin) outboards, Mariner 30/40 hp. with oil injection (2 cycle, Japanese Origin), all Mercury/Mariner 4-Stroke (USA Origin) outboards, Force 40 hp. and Higher (1993 and Newer) and Mercury Jet Drives. When used with MY2005 and newer 8/9.9 hp. FourStroke outboards an adapter harness 892473A01 is required.

84- 816626A20

20 ft.(6.1 m) harness with audio warning horn.

Fits Mercury/Mariner 6 hp. and Higher (2 cycle, USA & BEL Origin) outboards, Mariner 30/40 hp. with oil injection (2 cycle, Japanese Origin), all Mercury/Mariner 4-Stroke (USA Origin) outboards, Force 40 hp. and Higher (1993 and Newer) and Mercury Jet Drives. When used with MY2005 and newer 8/9.9 hp. FourStroke outboards an adapter harness 892473A01 is required.

84-816626A24

25 ft. (7.6 m) harness with audio warning horn.
Fits Mercury / Mariner 6 hp. and Higher (2 cycle, USA & BEL Origin) outboards, Mariner 30/40 hp. with oil injection (2 cycle, Japanese Origin), all Mercury / Mariner 4-Stroke (USA Origin) outboards, Force 40 hp. and Higher (1993 and Newer) and Mercury Jet Drives. When used with MY2005 and newer 8/9.9 hp. FourStroke outboards an adapter harness 892473A01 is required.

84-816626A25

25 ft. (7.6 m) harnesses with audio warning horn. Packaged with 2 harnesses with matched keys for dual engine applications.
Fits Mercury / Mariner 6 hp. and Higher (2 cycle, USA & BEL Origin) outboards, Mariner 30/40 hp. with oil injection (2 cycle, Japanese Origin), all Mercury / Mariner 4-Stroke (USA Origin) outboards, Force 40 hp. and Higher (1993 and Newer) and Mercury Jet Drives.

84-816626A29

30 ft. (9.1 m) harnesses with audio warning horn.
Fits Mercury / Mariner 6 hp. and Higher (2 cycle, USA & BEL Origin) outboards, Mariner 30/40 hp. with oil injection (2 cycle, Japanese Origin), all Mercury / Mariner 4-Stroke (USA Origin) outboards, Force 40 hp. and Higher (1993 and Newer) and Mercury Jet Drives.

84-816626A30

30 ft. (9.1 m) harnesses with audio warning horn. Packaged with 2 harnesses with matched keys for dual engine applications.
Fits Mercury / Mariner 6 hp. and Higher (2 cycle, USA & BEL Origin) outboards, Mariner 30/40 hp. with oil injection (2 cycle, Japanese Origin), all Mercury / Mariner 4-Stroke (USA Origin) outboards, Force 40 hp. and Higher (1993 and Newer) and Mercury Jet Drives.

8 PIN KEY SWITCH AND IGNITION HARNESS



84-8M0125748

2 foot harness with horn, push to choke key switch, instrumentation connector, trim connector and lanyard connector
Connects to 8 pin AMP connector engines (8/9.9 HP FourStrokes and similar)
-Single Engine Application.

84-8M0125749

8 foot harness with horn, push to choke key switch, instrumentation connector, trim connector and lanyard connector
Connects to 8 pin AMP connector engines (8/9.9 HP FourStrokes and similar)
-Single Engine Application.

84-8M0125750

11 foot harness with horn, push to choke key switch, instrumentation connector, trim connector and lanyard connector
Connects to 8 pin AMP connector engines (8/9.9 HP FourStrokes and similar)
-Single Engine Application.

84-8M0125751

15 foot harness with horn, push to choke key switch, instrumentation connector, trim connector and lanyard connector
Connects to 8 pin AMP connector engines (8/9.9 HP FourStrokes and similar)
-Single Engine Application.

84-8M0125752

20 foot harness with horn, push to choke key switch, instrumentation connector, trim connector and lanyard connector
Connects to 8 pin AMP connector engines (8/9.9 HP FourStrokes and similar)
-Single Engine Application.

84-8M0125753

25 foot harness with horn, push to choke key switch, instrumentation connector, trim connector and lanyard connector
Connects to 8 pin AMP connector engines (8/9.9 HP FourStrokes and similar)
-Single Engine.

84-8M0125755

30 foot harness with horn, push to choke key switch, instrumentation connector, trim connector and lanyard connector
Connects to 8 pin AMP connector engines (8/9.9 HP FourStrokes and similar) single engine.

8 PIN KEY SWITCH AND IGNITION HARNESS



84-8M0125754

25 foot harness with horns, push to choke key switches, instrumentation connectors, trim connectors and lanyard connectors
Connects to 8 pin AMP connector engines (8/9.9 HP FourStrokes and similar)
Dual Engine Application.

84-8M0125756

30 foot harness with horns, push to choke key switches, instrumentation connectors, trim connectors and lanyard connectors
Connects to 8 pin AMP connector engines (8/9.9 HP FourStrokes and similar). Dual Engine Application.

KEY SWITCH W/ HARNESS - NON DTS 14 PIN



84-896537K02

2 ft. harness (896537A02) with new 14 pin connector for the engine and additional connectors that allow easy quick connect solutions to the rigging process. Included in this kit is also the new 3 position water-proof high quality keyswitch. (897716)
2006 and newer Non DTS Outboards from 25 Hp to 250 HP- 14 Pin Connectors All MCM / MIE engines equipped with 14 pin connectors

84-896537K08

8 ft. harness (896537A08) with new 14 pin connector for the engine and additional connectors that allow easy quick connect solutions to the rigging process. Included in this kit is also the new 3 position water-proof high quality keyswitch. (897716)
2006 and newer Non DTS Outboards from 25 Hp to 250 HP- 14 Pin Connectors All MCM / MIE engines equipped with 14 pin connectors.

84-896537K11

11 ft. harness (896537A11) with new 14 pin connector for the engine and additional connectors that allow easy quick connect solutions to the rigging process. Included in this kit is also the new 3 position water-proof high quality keyswitch. (897716)
2006 and newer Non DTS Outboards from 25 Hp to 250 HP- 14 Pin Connectors All MCM / MIE engines equipped with 14 pin connectors.

84-896537K15

15 ft. harness (896537A15) with new 14 pin connector for the engine and additional connectors that allow easy quick connect solutions to the rigging process. Included in this kit is also the new 3 position water-proof high quality keyswitch. (897716)
2006 and newer Non DTS Outboards from 25 Hp to 250 HP- 14 Pin Connectors All MCM / MIE engines equipped with 14 pin connectors.

84-896537K20

20 ft. harness (896537A20) with new 14 pin connector for the engine and additional connectors that allow easy quick connect solutions to the rigging process. Included in this kit is also the new 3 position water-proof high quality keyswitch. (897716)

2006 and newer Non DTS Outboards from 25 Hp to 250 HP- 14 Pin Connectors All MCM / MIE engines equipped with 14 pin connectors

84-896537K24

25 ft. harness (896537A24) with new 14 pin connector for the engine and additional connectors that allow easy quick connect solutions to the rigging process. Included in this kit is also the new 3 position water-proof high quality keyswitch. (897716)

2006 and newer Non DTS Outboards from 25 Hp to 250 HP- 14 Pin Connectors All MCM / MIE engines equipped with 14 pin connectors

84-896537K25

2 each of 25 ft. harness (896537A24) with new 14 pin connector for the dual engine applications and additional connectors that allow easy quick connect solutions to the rigging process. Included in this kit is also the new 3 position water-proof high quality keyswitch (Matched keyswitch for dual engine applications). (897716K02)

2006 and newer Non DTS Outboards from 25 Hp to 250 HP- 14 Pin Connectors All MCM / MIE engines equipped with 14 pin connectors

84-896537K29

30 ft. harness (896537A29) with new 14 pin connector for the engine and additional connectors that allow easy quick connect solutions to the rigging process. Included in this kit is also the new 3 position water-proof high quality keyswitch. (897716)

2006 and newer Non DTS Outboards from 25 Hp to 250 HP- 14 Pin Connectors All MCM / MIE engines equipped with 14 pin connectors

84-896537K30


2 each of 30 ft. harness (896537A29) with new 14 pin connector for the dual engine applications and additional connectors that allow easy quick connect solutions to the rigging process. Included in this kit is also the new 3 position water-proof high quality keyswitch (Matched keyswitch for dual engine applications). (897716K02)

2006 and newer Non DTS Outboards from 25 Hp to 250 HP- 14 Pin Connectors All MCM / MIE engines equipped with 14 pin connectors

84-896537K40

40 ft. harness (896537A40) with new 14 pin connector for the engine and additional connectors that allow easy quick connect solutions to the rigging process. Included in this kit is also the new 3 position water-proof high quality keyswitch. (897716)

2006 and newer Non DTS Outboards from 25 Hp to 250 HP- 14 Pin Connectors All MCM / MIE engines equipped with 14 pin connectors

IGNITION HARNESS - NON DTS 14 PIN**84-896537T02**

2 ft. harness (896537A02) with new 14 pin connector for the engine and additional connectors that allow easy quick connect solutions to the rigging process. Loose harness.

Analog gauges also require the use of harness 84-892990T01, T10 or T15.

2006 and newer Non DTS Outboards from 25 Hp to 250 HP- 14 Pin Connectors All MCM / MIE engines equipped with 14 pin connectors

84-896537T08

8 ft. harness (896537A08) with new 14 pin connector for the engine and additional connectors that allow easy quick connect solutions to the rigging process. Loose harness.

Analog gauges also require the use of harness 84-892990T01, T10 or T15.

2006 and newer Non DTS Outboards from 25 Hp to 250 HP- 14 Pin Connectors All MCM / MIE engines equipped with 14 pin connectors

84-896537T11

11 ft. harness (896537A11) with new 14 pin connector for the engine and additional connectors that allow easy quick connect solutions to the rigging process. Loose harness.

Analog gauges also require the use of harness 84-892990T01, T10 or T15.

2006 and newer Non DTS Outboards from 25 Hp to 250 HP- 14 Pin Connectors All MCM / MIE engines equipped with 14 pin connectors

84-896537T15

15 ft. harness (896537A15) with new 14 pin connector for the engine and additional connectors that allow easy quick connect solutions to the rigging process. Loose harness.

Analog gauges also require the use of harness 84-892990T01, T10 or T15.

2006 and newer Non DTS Outboards from 25 Hp to 250 HP- 14 Pin Connectors All MCM / MIE engines equipped with 14 pin connectors

84-896537T20

20 ft. harness (896537A20) with new 14 pin connector for the engine and additional connectors that allow easy quick connect solutions to the rigging process. Loose harness.

Analog gauges also require the use of harness 84-892990T01, T10 or T15.

2006 and newer Non DTS Outboards from 25 Hp to 250 HP- 14 Pin Connectors All MCM / MIE engines equipped with 14 pin connectors

84-896537T24

25 ft. harness (896537A24) with new 14 pin connector for the engine and additional connectors that allow easy quick connect solutions to the rigging process. Loose harness.

Analog gauges also require the use of harness 84-892990T01, T10 or T15.

2006 and newer Non DTS Outboards from 25 Hp to 250 HP- 14 Pin Connectors All MCM / MIE engines equipped with 14 pin connectors

84-896537T29

30 ft. harness (896537A29) with new 14 pin connector for the engine and additional connectors that allow easy quick connect solutions to the rigging process. Loose harness.

Analog gauges also require the use of harness 84-892990T01, T10 or T15.

2006 and newer Non DTS Outboards from 25 Hp to 250 HP- 14 Pin Connectors All MCM / MIE engines equipped with 14 pin connectors

84-896537T40

40 ft. harness (896537A40) with new 14 pin connector for the engine and additional connectors that allow easy quick connect solutions to the rigging process. Loose harness.

Analog gauges also require the use of harness 84-892990T01, T10 or T15.

2006 and newer Non DTS Outboards from 25 Hp to 250 HP- 14 Pin Connectors All MCM / MIE engines equipped with 14 pin connectors

HARNESS - NON DTS 14 PIN- ANALOG GAUGE**84-892990T01**

This harness will connect directly to the non DTS harness at the helm. It will allow you to connect to analog gauges on the dash and allows the choke function to work on the 8/9.9/15/20 FourStroke carbureted outboards with serial numbers beginning with "0R". 5 ft long Used with 84-896537__ harness

2006 and newer Non DTS Outboards from 25 Hp to 250 HP- 14 Pin Connectors All MCM / MIE engines equipped with 14 pin connectors

84-892990T10

This harness will connect directly to the non DTS harness at the helm. It will allow you to connect to analog gauges on the dash. 10 ft long Used with 84-896537__ harness

2006 and newer Non DTS Outboards from 25 Hp to 250 HP- 14 Pin Connectors All MCM / MIE engines equipped with 14 pin connectors

84-892990T15

This harness will connect directly to the non DTS harness at the helm. It will allow you to connect to analog gauges on the dash. 15 ft long Used with 84-896537__ harness

2006 and newer Non DTS Outboards from 25 Hp to 250 HP- 14 Pin Connectors All MCM / MIE engines equipped with 14 pin connectors

ELECTRICAL

HARNESS EXTENSION- 10 PIN



84-8M0058668

This harness extension will allow you to increase the length by 6 feet of the 10 pin drop for instruments. The extension will work with Side Mount controls as well as any 896537 series main engine / boat harness.

TRANSOM MOUNTED IGNITION KEYSWITCH

A transom mounted keyswitch allowing for activation of the starter solenoid, a choke or enricher valve.

TRANSOM MOUNTED IGNITION KEYSWITCH



15000A 7

Includes a push-to-choke function and a warning horn. Has a 6 ft. (182 cm) cable length. Has an 8 pin engine connector.

Fits many varying outboards and applications through Model Year 2005 where a keyswitch with warning horn and choke (enricher) function is desired. Outboards require a remote control engine harness be used in conjunction with this switch in order for it to function. Warning horn feature is not present on all model outboards.

TRANSOM MOUNTED IGNITION KEYSWITCH



15000A14

Includes a push-to-choke function and a warning horn. Has a 6 ft. (182 cm) cable length. Has the 14 pin engine connector.

Fits many varying outboards and applications beginning in Model Year 2006 where a keyswitch with warning horn and choke (enricher) function is desired. Outboards require a remote control engine harness be used in conjunction with this switch in order for it to function. Warning horn feature is not present on all model outboards.

TRANSOM MOUNTED IGNITION KEYSWITCH



47974A10

Has key start and choke functions but no warning horn circuit. Cable length is 5 ft. (152 cm).

Fits the 30/40 hp. 2 cycle outboards of Japanese origin that do not have oil injection.

TRANSOM MOUNTED IGNITION KEYSWITCH



87-8M0090402

Includes a key function and a warning horn. Has a 6 ft. (182 cm) cable length. Has a 14 pin engine connector.

Fits EFI outboards and applications after Model Year 2006 where a keyswitch with warning horn is desired. Outboards require a remote control engine harness be used in conjunction with this switch in order for it to function. Warning horn feature is not present on all model outboards. For EFI models only (14 pin connector engine) DOES NOT HAVE PUSH TO CHOKE

START / STOP SWITCHES

SINGLE ENGINE START/STOP PAD



87-8M0117131

Dash mount single engine start/stop pad which allows start and stop of engine with keyswitch in the RUN position.

Can be used on all single engine DTS applications

DUAL ENGINE START/STOP PAD



87-8M0117132

Dash mount dual engine start/stop pad which allows start and stop of engines with keyswitches in the RUN position.
Can be used on all dual engine DTS applications

TRIPLE ENGINE START/STOP PAD



87-8M0117133

Dash mount triple engine start/stop pad which allows start and stop of engines with keyswitches in the RUN position.
Can be used on all triple engine DTS applications.

QUAD ENGINE START/STOP PAD - STBD



87-8M0117134

Dash mount quad engine start/stop pad (STBD) which allows start and stop of engines with keyswitches in the RUN position.
Can be used on all quad engine DTS applications (STBD)

QUAD ENGINE START/STOP PAD - PORT



87-8M0117135

Dash mount quad engine start/stop pad (PORT) which allows start and stop of engines with keyswitches in the RUN position.
Can be used on all quad engine DTS applications (PORT)

SINGLE ENGINE START/STOP PAD



87-8M0117136

Low profile mount single engine start/stop pad which allows start and stop of engine with keyswitch in the RUN position.
Can be used on all single engine DTS applications

DUAL ENGINE START/STOP PAD



87-8M0117137

Low profile mount dual engine start/stop pad which allows start and stop of engines with keyswitches in the RUN position.
Can be used on all dual engine DTS applications

TRIPLE ENGINE START/STOP PAD



87-8M0117138

Low profile mount triple engine start/stop pad which allows start and stop of engines with keyswitches in the RUN position.
Can be used on all triple engine DTS applications

QUAD ENGINE START/STOP PAD - STARBOARD



87-8M0117139

Low profile mount quad engine start/stop pad (STBD) which allows start and stop of engines with keyswitches in the RUN position.
Can be used on all quad engine DTS applications (STBD)

ELECTRICAL

QUAD ENGINE START/STOP PAD - PORT



87-8M0117140

Low profile mount quad engine start/stop pad (PORT) which allows start and stop of engines with keyswitches in the RUN position.
Can be used on all quad engine DTS applications (PORT)

BEZEL



879315T01

Black
Start/Stop switch kit, flush mount. For single, dual, triple and quad application.

BEZEL



879315T02

White
Start/Stop switch kit, flush mount. For single, dual, triple and quad application.

BEZEL



879315T03

Chrome
Start/Stop switch kit, flush mount. For single, dual, triple and quad application.

START/STOP EXTENSION HARNESS



84-896380T05

5 ft. Allows you to extend the harness an extra 5 ft from the start/stop button
Used on all DTS engines.

KEY SWITCHES

KEY SWITCH -3 POSITION WITH DECAL/WASHER



87-897716K01

Three position keyswitch with shorter key and mounting length (Off, Run and Start)
Loose switch only. 3/4 in. cut out. Includes switch with decal and washer.
Can be used on DTS as well as Non DTS installations.

KEY SWITCH -3 POSITION WITH DECAL/WASHER



87-897716K02

Three position keyswitch with shorter key and mounting length (Off, Run and Start)
Loose switch only. 3/4 in. cut out. Includes switch with decal and washer.
Matched set for dual engine installs
Can be used on DTS as well as Non DTS installations. Matched keyswitches for dual installations

KEY SWITCH - 4 POSITION



87-893353A02

Four position keyswitch (Off, Accessory, Run and Start) Loose switch only. 7/8 in. cut out
 Can be used on DTS as well as non DTS installations

KEY SWITCH KIT - 4 POSITION W/MOUNTING HARDWARE



87-893353A03

Four position keyswitch (Off, Accessory, Run and Start) Includes keyswitch , key cover, bezel, 2 1/8 in. Dia. mounting housing and mounting hardware. 7/8 in. cut out
 Can be used on DTS as well as non DTS installations

KEY SWITCH KIT - 4 POSITION MATCHED KEYS-DUALS



87-893353A04

Four position keyswitch- dual engines (Off, Accessory, Run and Start) Includes matched keyswitch , key cover, bezel, 2 1/8 in. Dia. mounting housing and mounting hardware. 7/8 in. cut out.
 Dual engine - matched key set. Can be used on DTS as well as non DTS installations


KEY SWITCH KIT - 4 POSITION MATCHED KEYS-TRIPLES



87-893353A05

Four position keyswitch- triple engines (Off, Accessory, Run and Start) Includes matched keyswitch , key cover, bezel, 2 1/8 in. Dia. mounting housing and mounting hardware. 7/8 in. cut out.
 Triple engine - matched key set

KEY SWITCH KIT - 4 POSITION MATCHED KEYS-QUADS



87-893353A06

Four position keyswitch-Quad engines (Off, Accessory, Run and Start) Includes matched keyswitch , key cover, bezel, 2 1/8 in. Dia. mounting housing and mounting hardware. 7/8 in. cut out.
 Quad engine - matched key set

KEY SWITCH KIT - 4 POSITION MATCHED KEYS - QUINTS



87-8M0077850

Four position keyswitch-Quint engines (Off, Accessory, Run and Start) Includes matched keyswitch , key cover, bezel, 2 1/8 in. Dia. mounting housing and mounting hardware. 7/8 in. cut out.
 Quint engine - matched key set

ELECTRICAL

KEY SWITCH EXTENSION - NO CRANK - 5 FOOT



84-896691T05

This extension is used when the remote mounting a keyswitch (no crank possible). Only has off/on functions - 5 foot length
Used on all DTS engines.

KEY SWITCH EXTENSION - NO CRANK - 10 FOOT

84-896691T10

This extension is used when the remote mounting a keyswitch (no crank possible). Only has off/on functions - 10 foot length
Used on all DTS engines.

KEY SWITCH EXTENSION - NO CRANK - 15 FOOT

896691T15

This extension is used when the remote mounting a keyswitch (no crank possible). Only has off/on functions - 15 foot length
Used on all DTS engines.

IGNITION KEYS - NUMERIC

To order correct key, convert the number stamped on your key to a part number.

REPLACEMENT IGNITION KEY



30431104

Key stamped with "104"
Priced individually, sold @ multiples of 2

30431108

Key stamped with "108"
Priced individually, sold @ multiples of 2

30431123

Key stamped with "123"
Priced individually, sold @ multiples of 2

30431124

Key stamped with "124"
Priced individually, sold @ multiples of 2

30431125

Key stamped with "125"
Priced individually, sold @ multiples of 2

30431126

Key stamped with "126"
Priced individually, sold @ multiples of 2

30431127

Key stamped with "127"
Priced individually, sold @ multiples of 2

30431128

Key stamped with "128"
Priced individually, sold @ multiples of 2

30431129

Key stamped with "129"
Priced individually, sold @ multiples of 2

30431130

Key stamped with "130"
Priced individually, sold @ multiples of 2

30431131

Key stamped with "131"
Priced individually, sold @ multiples of 2

30431132

Key stamped with "132"
Priced individually, sold @ multiples of 2

30431133

Key stamped with "133"
Priced individually, sold @ multiples of 2

30431134

Key stamped with "134"
Priced individually, sold @ multiples of 2

ALPHA/NUMERIC KEY CHART

Key Chart A - Alpha/Numeric Keys

Key Number	Part Number	Status
1A	89491 1	Active
1B	89491 2	Active
1C	89491 3	Active
1D	89491 4	Active
1E	89491 5	Active
1F	89491 6	Active
2A	89491 7	Active
2B	89491 8	Active
2C	89491 9	Active
2D	89491 10	Active
2E	89491 11	Active
2F	89491 12	Active

IGNITION KEYS - 4 POSITION - BASE NUMBER 893353 KEY SWITCH

To order correct key, convert the number stamped on your separate plate for part number.

REPLACEMENT IGNITION KEY



896919951

Replacement for new 4 position Key switch (893353A__ series) Number is on metal plate that comes with keys- #951

896919952

Replacement for new 4 position Key switch (893353A__ series) Number is on metal plate that comes with keys- #952

896919953

Replacement for new 4 position Key switch (893353A__ series) Number is on metal plate that comes with keys- #953

896919954

Replacement for new 4 position Key switch (893353A__ series) Number is on metal plate that comes with keys- #954

896919955

Replacement for new 4 position Key switch (893353A__ series) Number is on metal plate that comes with keys- #955

896919956

Replacement for new 4 position Key switch (893353A__ series) Number is on metal plate that comes with keys- #956

896919957

Replacement for new 4 position Key switch (893353A__ series) Number is on metal plate that comes with keys- #957

896919958

Replacement for new 4 position Key switch (893353A__ series) Number is on metal plate that comes with keys- #958

896919959

Replacement for new 4 position Key switch (893353A__ series) Number is on metal plate that comes with keys- #959

896919960

Replacement for new 4 position Key switch (893353A__ series) Number is on metal plate that comes with keys- #960

896919961

Replacement for new 4 position Key switch (893353A__ series) Number is on metal plate that comes with keys- #961

896919962

Replacement for new 4 position Key switch (893353A__ series) Number is on metal plate that comes with keys- #962

896919963

Replacement for new 4 position Key switch (893353A__ series) Number is on metal plate that comes with keys- #963

896919964

Replacement for new 4 position Key switch (893353A__ series) Number is on metal plate that comes with keys- #964

896919965

Replacement for new 4 position Key switch (893353A__ series) Number is on metal plate that comes with keys- #965

896919966

Replacement for new 4 position Key switch (893353A__ series) Number is on metal plate that comes with keys- #966

896919967

Replacement for new 4 position Key switch (893353A__ series) Number is on metal plate that comes with keys- #967

896919968

Replacement for new 4 position Key switch (893353A__ series) Number is on metal plate that comes with keys- #968

896919969

Replacement for new 4 position Key switch (893353A__ series) Number is on metal plate that comes with keys- #969

896919970

Replacement for new 4 position Key switch (893353A__ series) Number is on metal plate that comes with keys- #970

IGNITION KEYS - 3 POSITION - BASE NUMBER 897716 KEY SWITCH

To order correct key, convert the number stamped on your key to a part number.

REPLACEMENT IGNITION KEYS

**87-897716451**

Replacement keys for 3 position 87-897716 key switch. Number is on plate that comes with original keys

87-897716457

Replacement keys for 3 position 87-897716 key switch. Number is on plate that comes with original keys #457

87-897716460

Replacement keys for 3 position 87-897716 key switch. Number is on plate that comes with original keys #460

87-897716461

Replacement keys for 3 position 87-897716 key switch. Number is on plate that comes with original keys #461

87-897716462

Replacement keys for 3 position 87-897716 key switch. Number is on plate that comes with original keys #462

87-897716463

Replacement keys for 3 position 87-897716 key switch. Number is on plate that comes with original keys #463

87-897716821

Replacement keys for 3 position 87-897716 key switch. Number is on plate that comes with original keys #821

87-897716827

Replacement keys for 3 position 87-897716 key switch. Number is on plate that comes with original keys #827

87-897716830

Replacement keys for 3 position 87-897716 key switch. Number is on plate that comes with original keys #830

87-897716831

Replacement keys for 3 position 87-897716 key switch. Number is on plate that comes with original keys #831

87-897716832

Replacement keys for 3 position 87-897716 key switch. Number is on plate that comes with original keys #832

87-897716833

Replacement keys for 3 position 87-897716 key switch. Number is on plate that comes with original keys #833

87-897716841

Replacement keys for 3 position 87-897716 key switch. Number is on plate that comes with original keys #841

87-897716847

Replacement keys for 3 position 87-897716 key switch. Number is on plate that comes with original keys #847

87-897716850

Replacement keys for 3 position 87-897716 key switch. Number is on plate that comes with original keys #850

87-897716851

Replacement keys for 3 position 87-897716 key switch. Number is on plate that comes with original keys #851

ELECTRICAL

87-897716852

Replacement keys for 3 position 87-897716 key switch. Number is on plate that comes with original keys #852

87-897716853

Replacement keys for 3 position 87-897716 key switch. Number is on plate that comes with original keys #853

NUMERIC KEY CHART

Key Chart B - Numeric Keys

Key Number	Part Number	Status
101	30431101	N.L.A.
102	30431102	N.L.A.
103	30431103	N.L.A.
104	30431104	Active
105	30431105	Active
106	30431106	Active
107	30431107	N.L.A.
108	30431108	Active
109	30431109	Active
110	30431110	N.L.A.
111	30431111	N.L.A.
112	30431112	N.L.A.
113	30431113	Active
114	30431114	N.L.A.
115	30431115	N.L.A.
116	30431116	Active
117	30431117	Active
118	30431118	Active
119	30431119	Active
120	30431120	Active
121	30431121	N.L.A.
122	30431122	Active
123	30431123	Active
124	30431124	Active
125	30431125	Active
126	30431126	Active
127	30431127	Active
128	30431128	Active
129	30431129	Active
130	30431130	Active
131	30431131	Active
132	30431132	Active
133	30431133	Active
134	30431134	Active

MARINER UNIQUE IGNITION KEYS

To order correct key, convert the number stamped on your key to a Quicksilver part number. Fits Mariner (Japanese Origin) dash mounted key panels

REPLACEMENT IGNITION KEY



13294451

Key stamped with "451"

Priced individually, sold @ multiples of 2

13294457

Key stamped with "457"

Priced individually, sold @ multiples of 2

MARINER UNIQUE IGNITION KEY CHART

Key Chart C

Key Number	Part Number	Status
111	93092M	N.L.A.
112	93093M	N.L.A.
113	93094M	N.L.A.
121	93095M	Active
122	93096M	N.L.A.
123	93097M	Active
221	93078M	N.L.A.
222	93079M	N.L.A.
223	93080M	N.L.A.
224	93081M	N.L.A.
225	93082M	N.L.A.
226	93083M	N.L.A.
227	93084M	N.L.A.
228	93085M	N.L.A.
229	93086M	N.L.A.
230	93087M	N.L.A.
231	93088M	N.L.A.
232	93089M	N.L.A.
233	93090M	N.L.A.
234	93091M	N.L.A.
451	13294451	Active
452	13294452	N.L.A.
453	13294453	Active
454	13294454	N.L.A.
455	13294455	Active
456	13294456	Active
457	13294457	Active
458	13294458	Active
459	13294459	Active

Key Number	Part Number	Status
460	13294460	N.L.A.
461	13294461	Active
462	13294462	Active
463	13294463	Active
464	13294464	Active
465	13294465	Active
466	13294466	Active
467	13294467	N.L.A.
468	13294468	Active
469	13294469	N.L.A.
470	13294470	Active

FORCE UNIQUE IGNITION KEYS

To order correct key, convert the number stamped on your key to a Quicksilver part number. Fits Force Ignition switches 1992 and prior.

REPLACEMENT IGNITION KEY



817782 1

Key stamped with "A" or not stamped with anything.

817883 1

Key stamped with "B"

817891 1

Key stamped with "C"

817928 1

Key stamped with "D"

817929 1

Key stamped with "E"

819012

Key stamped with "51"

819013

Key stamped with "55"

819014

Key stamped with "65"

819015

Key stamped with "66"

819016

Key stamped with "67"

FORCE UNIQUE IGNITION KEY CHART

Key Chart D

Key Number	Part Number	Status
Not Stamped	817782 1	Active
A	817782 1	Active
B	817883 1	Active
C	817891 1	Active
D	817928 1	Active

Key Number	Part Number	Status
E	817929 1	Active
51	819012	Active
55	819013	Active
65	819014	Active
66	819015	Active
67	819016	Active

IGNITION KEY COVER

BLACK PLASTIC KEY COVER



90468A 1

Fits most ignition switch keys

LANYARD STOP SWITCHES

Lanyard cord attaches to the toggle switch or cap and boat driver. When switch toggles or cap pulls off switch, the ignition is interrupted and the engine shuts down.

LANYARD STOP SWITCH



87- 19674A05

5 ft.(1.53 m) harness. Surface mount or flush mount. Used when mounting controls with no lanyard switch included
MCM/MIE engines. Do not use on DTS engines

LANYARD STOP SWITCH



87- 19674A06

5 ft.(1.53 m) harness. 2 inch cut out with Black bezel. Used when mounting controls with no lanyard switch included.
Chrome bezel optional - order separate.
MCM/MIE engines. Do not use on DTS engines

ELECTRICAL

LANYARD STOP SWITCH



87- 19674A07

5 ft.(1.53 m) harness. Surface or Flush mount. Used when mounting controls with no lanyard switch included
Used on Outboards and DTS engines

LANYARD STOP SWITCH



87- 19674A08

5 ft.(1.53 m) harness. 2 inch cut out with Black bezel. Used when mounting controls with no lanyard switch included.
Chrome bezel optional - order separate.
Used on Outboards and DTS engines

LANYARD STOP SWITCH - DUAL FLUSH MOUNT



87-814324A 2

Dual engine kit. 5 ft.(1.53 m) harness. Surface mount or flush mount. Used when mounting controls with no lanyard switch included
Used on Non DTS MCM/MIE Engine - See 87-19674A12 and A13 for OB/DTS Installations

LANYARD STOP SWITCH

87-814324B 2

Dual engine kit. 5 ft.(1.53 m) harness. Surface mount or flush mount. (Bulk) Used when mounting controls with no lanyard switch included
Priced individually, sold @ multiples of 24

LANYARD STOP SWITCH -DUAL FLUSH MOUNT



87- 19674A12

5 ft.(1.53 m) harness. Surface or Flush mount. Used for Dual Engine installations
Used on Outboards and DTS engines

LANYARD STOP SWITCH -DUAL BEZEL 2 INCH



87- 19674A13

5 ft.(1.53 m) harness. 2 inch cut out with Black bezel. Used with dual engine installations.
Chrome bezel optional - order separate.
Used on Outboards and DTS engines

QUAD ENGINE LANYARD HARNESS KIT



84- 895725A03

Multiple engine connections to lanyard switches. Use for Quad engine installations
Used on Non DTS MCM/MIE Engines - See 87-19674A14 and A15 for OB and DTS installations

LANYARD STOP SWITCH - TRIPLE FLUSH MOUNT




Image not Available.

8M0139419

Flush mount lanyard stop switch kit
Triple engine applications

LANYARD STOP SWITCH - QUAD FLUSH MOUNT

8M0139420

Flush Mount lanyard stop switch kit
Quad engine applications

LANYARD STOP SWITCH**87-823037A04**

Fits Mercury/Mariner 2.5, 3.3, 4, 5 hp (U.S. S/N 0A809601 and above; Belgium S/N 9589154 and above) and 4/5/6 FourStroke.

LANYARD STOP SWITCH**87-856654A 2**

3-1/2 in. (89 mm) wires, does not include cap. Normally closed switch
Fits Mercury/Mariner outboards.

LANYARD STOP SWITCH**87-856654A 4**

20 ft. (6.2 m) harness. Includes 2 caps.
Fits Mercury/Mariner outboards and MCM/MIE engines.

LANYARD DIODE KIT**84-898289A72**

This kit is dual engine adapter that is required when connecting one lanyard stop switch to two engines. Without this kit the engines would not be able to start or stop independently.

Fits Mercury / Mariner outboards.

LANYARD STOP SWITCH CAP**75095Q 2**

Replacement cap for (65503A__ and 856654A__ series) Lanyard Stop Switches.
Fits Mercury/Mariner outboards and MCM/MIE engines.

Priced individually, sold @ multiples of 2

Quicksilver Branded, Clamshell Package Point of Sale Packaged.

LANYARD CORD - 54 INCH**8M0092849**

Lanyard cord with new ergonomic plastic clip, 54 inches in length.

Can be utilized on any Mercury Marine/Quicksilver lanyard stop switch at the helm.
Does not work with engine mounted stop switches.

Priced individually, sold @ multiples of 2

Mercury Branded, Clamshell Package Point of Sale Packaged.

LANYARD COUNTER DISPLAY KIT**8M0092854**

Contains 12 Mercury Point-of-Sale packaged Lanyards for counter display.

Mercury Branded

ELECTRICAL

LANYARD CORD - 70 INCH



8M0092851

Lanyard cord with improved ergonomic plastic clip, 70 inches in length. Intended for use on Big Tiller applications. Quicksilver Branded

LANYARD CORD



823054Q

Fork style lanyard used with the engine mounted stop switch on the 2.5, 3.3, 4/5 HP (2-cycle), 4/5/6 (FourStroke) outboard engines. Priced individually, sold @ multiples of 2. Quicksilver Branded, Clamshell Package Point of Sale Packaged.

LANYARD SWITCHES

LANYARD STOP SWITCH



87- 19674A08

5 ft. (1.53 m) harness. 2 inch cut out with Black bezel. Used when mounting controls with no lanyard switch included. Chrome bezel optional - order separate. Used on Outboards and DTS engines

LANYARD STOP SWITCH -DUAL BEZEL 2 INCH



87- 19674A13

5 ft. (1.53 m) harness. 2 inch cut out with Black bezel. Used with dual engine installations. Chrome bezel optional - order separate. Used on Outboards and DTS engines

LANYARD STOP SWITCH -DUAL FLUSH MOUNT



87- 19674A12

5 ft. (1.53 m) harness. Surface or Flush mount. Used for Dual Engine installations. Used on Outboards and DTS engines

LANYARD STOP SWITCH-TRIPLE/QUAD BEZEL 2 INCH



87- 19674A15

5 ft. (1.53 m) harness. 2 inch cut out with Black bezel. Used with triple/quad engine installations. For quint engine applications also purchase 898289A72. Chrome bezel optional - order separate. Used on Outboards and DTS engines

SHADOW RESISTOR PACKS

RESISTOR PACK- DTS SHADOW MODE

**898091T01**

Resistor pack used with DTS Shadow Mode applications. (#93) Included with the harness for this versions Helm 1, Starboard 2

Triple engine / single helm applications 2006 models and newer

RESISTOR PACK #94 - QUAD DTS SHADOW MODE

**898091T02**

Resistor pack #94 used on Quad DTS Shadow control single helm applications. Helm 1, Port 2

Quad engine / single helm applications 2006 models and newer

RESISTOR PACK- DTS SHADOW MODE

**898091T03**

Resistor pack used with DTS Shadow Mode applications. (#97) Helm 2, Starboard 2
Included in lower or primary helm for dual helm installs (895816A, 895817A, 895818A, and 895819A series helms)

Triple engine / dual helm applications 2006 models and newer.

RESISTOR PACK #98 ASSEMBLY - QUAD SHADOW MODE

**898091T04**

Resistor pack #98 used with Quad DTS Shadow control dual helm applications. (#98) Helm 2, Port 2

Quad engine / dual helm applications 2006 models and newer.

JUNCTION BOXES/JUNCTION BOX ACCESSORIES

SMARTCRAFT JUNCTION BOX

**878492K14**

4-Way SmartCraft Junction Box with (2) weather caps.

Provides connection/distribution point for multiple components on CAN Bus system.

878492T14

4-Way SmartCraft Junction Box without weather caps.

Provides connection/distribution point for multiple components on CAN Bus system.

878492B14

4-Way SmartCraft Junction Box without weather caps.

Provides connection/distribution point for multiple components on CAN Bus system.

Priced individually, sold @ multiples of 24

SMARTCRAFT JUNCTION BOX

**878492K16**

6-Way SmartCraft Junction Box with (3) weather caps.

Provides connection/distribution point for multiple components on CAN Bus system. Order 1 for single and 2 for twin engine installs.

878492T16

6-Way SmartCraft Junction Box without weather caps.

Provides connection/distribution point for multiple components on CAN Bus system.

878492B16

6-Way SmartCraft Junction Box without weather caps.
Provides connection/distribution point for multiple components on CAN Bus system.
Priced individually, sold @ multiples of 24

SMARTCRAFT JUNCTION BOX



878492K18

8-Way SmartCraft Junction Box with (4) weather caps.
Provides connection/distribution point for multiple components on CAN Bus system.

878492T18

8-Way SmartCraft Junction Box without weather caps.
Provides connection/distribution point for multiple components on CAN Bus system.

SMARTCRAFT WEATHER CAP



859318T 2

Weather Cap for SmartCraft Junction Box
Provides weather protection at unused junction box connection points

859318B 2

Weather Cap for SmartCraft Junction Box
Provides weather protection at unused junction box connection points
Priced individually, sold @ multiples of 24

10 PIN WEATHER CAP



888507T

10 pin weather cap with mounting tab.
Used for harnessing that could plug into a Junction Box.

SMARTCRAFT J-BOX TERMINATOR/RESISTOR



859318T 1

SmartCraft Yellow 10-pin Terminator/Resistor
Provides CAN Bus termination for CAN P network.

859318B 1

SmartCraft Yellow Junction Box Terminator/Resistor
Provides CAN Bus termination where installed
Priced individually, sold @ multiples of 24

TERMINATOR ASSEMBLY



8M0055652

SmartCraft Red Terminator Can 1/P & H

RESISTOR- TERMINATION- 2 PIN



893388A01

Blue 2-pin terminator/resistor
Provides CAN bus termination for CAN Networks.

HELM MPR 2 PIN WEATHER CAP



86 8M0054244

GT280 2 pin male weather cap.
Used on Joystick (Zeus, Axius and JPO) applications for the Helm MPR connection harness 8M2021476.

PLUG ASY DIAGNOSTIC PORT**8M0046339**

10 pin diagnostic port for use on any SmartCraft application. Used as a 10 pin diagnostic port for connecting Mercury Computer Diagnostic System (CDS) junction box connection. Typically gets mounted at the helm, out of line of sight so that a technician does not have to disassemble helm to plug into a 10 pin connection. Requires a harness from back of diagnostic port to a 10 pin SmartCraft connection in the rigging.

SECURITY SYSTEMS

This section will include security devices that will help protect your engine against theft.

MERCURY THEFT DETERRENT SYSTEM (TDS) STAGE 1**8M0057383**

Mercurys TDS improves boat and engine security and provides owner ease of mind. The system immobilizes the engine until the Fob is inserted. (Limit to approximately 2000 RPM) Once the Fob is inserted into the docking station; the user will experience normal engine performance. Red or green lights on the docking station indicates lock or unlock condition.

Can be used on ALL SmartCraft capable engines 40 HP and above (40-60 4 stroke engines serial # 1C173334) all MCM DTS (2007 and newer - serial #1B381712) as well as Racing DTS (need Version 77 or newer MicroChi)

MERCURY TDS- PREMIUM**98- 8M0065146**

Kit that allows tracking of a boat using a satellite communication system. This system notifies the owner via email or text if the boat has left its location or exceeded the user definable Geo Fence (which can be set to notify if it leaves a known good area or notify if it enters a known bad area). It also allows you to use a unique website that you can track the boat. Included in the kit is the immobilizer that limits power if the fob is not engaged. (includes both the 8M0057383 Immobilizer kit and the 8M0059374 Premium Satellite Tracking Kit). System is CE certified and can be installed in Europe.

Can be used on all 40-60 4 stroke engines (serial # break is 1C173334) and the new 150 4 Stroke engine. Can also be used on Verado and all MCM DTS 2007 (serial number 1B381712 and above) and newer as well as Racing DTS. (Need Version 0077 Micro Chi or later)

CONTROL MODULE THEFT - MERCURY TDS**8M0056987**

Control Module that communicates information as part of the Mercury TDS (Theft Deterrent System) Service replacement part
Used in kit 8M0057383 See Kit for applications

FOB -MERCURY TDS (THEFT DETERRENT SYSTEM)**8M0056988**

Fob replacement kit to activate Theft Deterrent System as part of the Mercury TDS (Theft Deterrent System) Service replacement part
Used in kit 8M0057383 See Kit for applications

DOCKING STATION - THEFT - MERCURY TDS**8M0056994**

Docking station that communicates information as part of the Mercury TDS (Theft Deterrent System) Service replacement part
Used in kit 8M0057383 See Kit for applications

WIRING HARNESS - THEFT - MERCURY TDS**84- 8M0056993**

Service replacement part.
Main harness that connects docking station and module as part of the Mercury TDS (Theft Deterrent System)
Used in kit 8M0057383 See Kit for applications

DECAL THEFT - MERCURY TDS



37-8M0035724

Mercury TDS (Theft Deterrent System) Anti theft Decal - 2 each
Used with Mercury TDS kits

BEZEL



8M6002359

Chrome - 52 mm
Fits small 2-1/8 in.(52 mm) O.D. SC100 System Link gauges
Priced individually, sold @ multiples of 2

MODULE AND SOFTWARE



8M0059432

Module with software used in the Mercury TDS - Premium security system.
Mercury TDS - Premium Kits

IRIDIUM SATELLITE ANTENNA



8M0059430

Iridium Satellite antenna used in the Mercury TDS - Premium security system.
Mercury TDS - Premium Kits

ADHESIVE PAD, SQUARE

8M0059439

Adhesive square (Iridium) used in the Mercury TDS - Premium security system.
Mercury TDS - Premium Kits

GPS ANTENNA



8M0059429

GPS antenna used in the Mercury TDS - Premium security system.
Mercury TDS - Premium Kits

ADHESIVE PAD , OVAL

8M0059438

Adhesive oval pad (GPS) used in the Mercury TDS - Premium security system.
Mercury TDS - Premium Kits

POWER HARNESS



8M0059434

Power cord used in the Mercury TDS - Premium security system.
Mercury TDS - Premium Kits

J-BOX EXTENSION



8M0059435

J-Box extension used in the Mercury TDS - Premium security system.
Mercury TDS - Premium Kits

OUTBOARD MOTOR LOCK - BASIC**67-8M0054123**

Outboard Motor Lock for added security and protection for your Outboard. Features heavy carbon steel desing, recessed solid brass lock and noise dampening to reduce rattle.

Good security protection at a good value.

Outboards that use turnbuckle (thumb screw) mounting bolts

OUTBOARD MOTOR LOCK - HIGH SECURITY**67-8M0054122**

High Strength Outboard Motor Lock for added security that fits most turnbuckle design bolts. This kit features anti drill protection from the hardened case, polished 316 stainless steel, noise dampening to reduce rattle and 2 security keys that can not be duplicated.

Outboards that use the turnbuckle (thumb screw) mounting bolts.

OUTBOARD MOTOR LOCK - TRANSOM**67-8M0054121**

High Strength Outboard Motor Lock for added security and protection for your Outboard. Features 2 security keys that can not be duplicated, Anti-Drill hardened material to make it harder to saw or drill thru and will fuit up to 1/2 inch (12 MM) engine bolts

Outboards that use transom mounted bolts

OUTBOARD MOTOR LOCK**67-8M0126685**

SSF certified High Strength Outboard Motor Lock for added security that fits most turnbuckle design bolts. This kit features anti drill protection from the hardened case, polished

Marine Grade steel, noise dampening to reduce rattle and 2 security keys that can not be duplicated.

For outboards that use the turnbuckle (thumb screw) mounting bolts.

Quicksilver Branded

OUTBOARD MOTOR LOCK**67-8M0126686**

SSF certified High Strength Outboard Motor Lock for added security and protection for your Outboard. Features 2 security keys that can not be duplicated, Anti-Drill hardened Marine Grade Steel to make it harder to saw or drill thru and will fit up to 1/2 inch (12 MM) engine bolts.

For outboards that use transom mounted bolts

Quicksilver Branded

SAFETY SYSTEMS**WARNING HORN KIT****816492A 9**

Kit includes the new style piezo horn used with 1986 and newer remote controls and wiring harnesses.

Fits 2000 and newer Mercury/Mariner V-6 outboards. Also fits MY2002 and newer 525-1200 Hp. Race Sterndrives.

LIGHT - DASH MOUNTED - CATALYST MALFUNCTION



8M0046481

Light will go on indicating that a malfunction has occurred with your catalyst on your engine. This means you will need to get your engine serviced soon. Works similar to your check Engine light in your truck or car. (harness to be sold separately)

Harness numbers for single helms (M0048049, 8M0048054, 8M0048055, 8M0048056, 8M0048057, 8M0048058, 8M0048059)

Mercury products that are equipped with a catalyst

OBDM ADAPTER HARNESS (EC)



84-8M0053083

Adapter harness for installation of the OBDM light kit

This adapter is needed for EC engines prior to the base engine harness change. 3.0 Alpha MPI EC (serial number 1A610609 and below), 5.0 Brave DTS MPI EC (serial number 1A612238 and below), 5.0 Alpha MPI EC (serial number 1A610409 and below), 350 Mag Bravo EC (serial number 1A610686 and below) and 350 Mag Bravo DTS EC (serial number 1A610698)

HARNESS - MALFUNCTION LIGHT



84-8M0048049

This harness is to connect the OBDM malfunction light for single helm applications. 10 ft.

All Mercury engines that have a catalyst

84-8M0048054

This harness is to connect the OBDM malfunction light for single helm applications. 15 ft.

All Mercury engines that have a catalyst

84-8M0048055

This harness is to connect the OBDM malfunction light for single helm applications. 20 ft.

All Mercury engines that have a catalyst

84-8M0048056

This harness is to connect the OBDM malfunction light for single helm applications. 25 ft.

All Mercury engines that have a catalyst

84-8M0048057

This harness is to connect the OBDM malfunction light for single helm applications. 30 ft.

All Mercury engines that have a catalyst

84-8M0048058

This harness is to connect the OBDM malfunction light for single helm applications. 40 ft.

All Mercury engines that have a catalyst

84-8M0048059

This harness is to connect the OBDM malfunction light for single helm applications. 50 ft.

All Mercury engines that have a catalyst

HARNESS - MALFUNCTION LIGHT



84-8M0048040

This harness is to connect the OBDM malfunction light for dual helm applications. 10 ft.

All Mercury engines that have a catalyst

84-8M0048043

This harness is to connect the OBDM malfunction light for dual helm applications. 15 ft.

All Mercury engines that have a catalyst

84-8M0048044

This harness is to connect the OBDM malfunction light for dual helm applications. 20 ft.

All Mercury engines that have a catalyst

84-8M0048045

This harness is to connect the OBDM malfunction light for dual helm applications. 25 ft.

All Mercury engines that have a catalyst

84-8M0048046

This harness is to connect the OBDM malfunction light for dual helm applications. 30 ft.

All Mercury engines that have a catalyst

84-8M0048047

This harness is to connect the OBDM malfunction light for dual helm applications. 40 ft.

All Mercury engines that have a catalyst

84-8M0048048

This harness is to connect the OBDM malfunction light for dual helm applications. 50 ft.

All Mercury engines that have a catalyst

MOVING PROP ALERT LIGHT SYSTEM - ROUND**8M0060248**

Moving Prop Alert (MP Alert) Light system is a highly visible light system that provides additional notice to swimmers when the engine is running and the propeller is in motion. This kit is a one light kit that includes a smart light with 6 LED lights, a control module (connected to the engine computer) and a 20 ft wiring harness (other lengths available). Also included is hardware needed to mount the light. Additional lights can be purchased to add to the system. (Round Shape)
Works with all SmartCraft compatible engines.

MOVING PROP ALERT LIGHT SYSTEM - OVAL**8M0109508**

Moving Prop (MP Alert) Alert Light system is a highly visible light system that provides additional notice to swimmers when the engine is running and the propeller is in motion. This kit is a two light kit that includes 2 smart lights with 6 LED lights each, a control module (connected to the engine computer) and a 20 ft wiring harness (other lengths available). Also included is hardware needed to mount the lights. Additional lights can be purchased to add to the system. (Oval Shape)
Analog Engine / Non Mercury engines (Single Engines Only)

MOVING PROP ALERT LIGHT SYSTEM - OVAL**8M0109507**

Moving Prop (MP Alert) Alert Light system is a highly visible light system that provides additional notice to swimmers when the engine is running and the propeller is in motion. This kit is a two light kit that includes the smart lights with 6 LED lights each, a control module (connected to the engine computer) and a 20 ft wiring harness (other lengths available). Also included is hardware needed to mount the light. Additional lights can be purchased to add to the system. (Oval Shape)
Works with all SmartCraft compatible engines.

MP ALERT - ADD A LIGHT**8M0060251**

This kit will allow you to add additional lights to the MP Alert kits. Each kit includes one light and a Y harness to allow you to easily add a third or fourth light on the boat.

Works with all SmartCraft compatible engines.

MP ALERT - ADD A LIGHT**8M0109505**

This kit will allow you to add additional lights to the MP Alert kits. Each kit includes one light and a Y harness to allow you to easily add a third or fourth light on the boat. (Oval Shape)

Works with all SmartCraft compatible engines.

MP ALERT LIGHT**8M0109506**

Service replacement light for the MP Alert kit (Oval Shape)

MP ALERT - OVAL STAINLESS BEZEL**8M0072341**

Stainless bezel to be used for any oval MP Alert light

Can be used on any of the new cowl-mounted oval MP Alert options for the 3.4L V6/4.6L V8 Fourstrokes

MP ALERT - OVAL WARM FUSION BEZEL

Image not Available.

8M0138978

Warm Fusion bezel to be used for any oval MP Alert light
Should be used on warm fusion cowl-mounted oval MP Alert options for the 3.4L V6/4.6L V8 Fourstrokes

MODULE, MP ALERT



8M0117114

Module used to control the lights on MP Alert.
Controller is used with MP Alert light system on SmartCraft applications. Also can turn on/off with SkyHook feature on Joystick applications

8M0117116

Module used to control the lights on MP Alert.
Used with MP Alert light system (controller) Analog and Non-Mercury Engines

LIGHT SWITCH WITH LED - MP ALERT



8M0052292

Optional switch and warning light kit for the MP Alert Light System. This switch can be added to the system to control the on-off function manually.
Works with all SmartCraft compatible engines.

MP ALERT - Y HARNESS



84-8M0053250

Y Harness for MP Alert to allow easy installation of third or fourth light on the boat.
Works with any SmartCraft compatible engine.

HARNESS EXTENSION MP ALERT



84-8M0054183

Harness for connecting MP Alert light to front of boat - 10 ft

84-8M0054185

Harness for connecting MP Alert light to front of boat - 20 ft

84-8M0054186


Harness for connecting MP Alert light to front of boat - 30 ft

84-8M0054187

Harness for connecting MP Alert light to front of boat - 50 ft

TACHOMETER HARNESSES

TACHOMETER HARNESS



84-46239A 1

Three blade style. Used with 61490A__ series controls and ignition/Choke panels 7777A 2 and A 4.

TACHOMETER HARNESS



84-69108A 5

Four pin style. Used with 84-87364A__ series harnesses, 65640A__ series controls and 76334A__ series controls.

TACHOMETER HARNESS**84- 86396A 8**

Five pin style. 4 ft.(1.2 m). Used with Commander, Commander 2000 series & MSC 4000 (8 pin) series side mount controls and Ignition/Choke assemblies.

84- 86396A24

Five pin style. 13 ft.(4 m). Used with Commander, Commander 2000 series & MSC 4000 series side mount controls and Ignition/Choke assemblies.

TACHOMETER HARNESS**84- 827593A 2**

Bullet pin style.

Fits Mercury/Mariner 30 to 90 electric start tiller handle models.

REMOTE CONTROL ADAPTER HARNESSES**REMOTE CONTROL ADAPTER HARNESS****84- 892473A01**

Converts the traditional Mercury connector to an Amp 8-pin connector. Converts side mount controls 881170A 3, 15, 16 and the 816626A__ series ignition keyswitch harness to connect to the MY2005 and newer 8/9.9 hp. FourStroke outboard.

MY2005 and newer 8/9.9 hp. FourStroke outboard and the 15/20 hp. FourStroke (351cc) outboard when a 8 pin side mount control or keyswitch harness is used.

REMOTE CONTROL/IGNITION CHOKE EXTENSION HARNESSES

Fits Mercury / Mariner 6 hp. and Higher (2 cycle, USA & BEL Origin) outboards, Mariner 30/40 hp. with oil injection (2 cycle, Japanese Origin), all Mercury / Mariner 4-Stroke (USA Origin) outboards and Force 40 hp. and Higher (1993 and Newer). Various applications include 7,8 and 10 pin harnesses and 12 wire (8 pin plus 4 bullet connectors) used on side mount controls and ignition/choke assemblies.

EXTENSION HARNESS**84- 17829A 2**

2 ft.(0.6 m) harness, 8 lead harness.

Used as harness extension or to complete two station installations.

84- 17829A10

10 ft.(3.05 m) harness, 8 lead harness.

Used as harness extension or to complete two station installations.

84- 17829A20

20 ft.(6.1 m) harness, 8 lead harness.

Used as harness extension or to complete two station installations.

TWO STATION Y-HARNESSES

For boats with two station applications.

POWER TRIM "Y" HARNESS**58366T 2**

Used with Trim Control Panels and Extension Harnesses (46838__ series).

Fits MCM engines and Mercury/Mariner outboards with power trim.

TWO STATION "Y" HARNESS



84-91942A 4

Used with Instrument Harness (84-812475A3 or 84-812476A 3), Instrument Extension Harness (84-812441A__series or 84-812835A__series), Stop/Start Panel (76426A 9) and Ignition Switch (54212A 7). Includes two station sending units.

Fits 1986 and newer MCM/MIE gasoline engines and 1994 and newer MCM/MIE diesel engines (except D-Tronic D2.8L, D4.2L and D7.3L diesels).

TWO STATION "Y" HARNESS



84-93347A 3

38 in.(96 cm) harness. Used with Ignition/Choke Assembly (84-816626A 2), Start/Stop Panel (76426A 7) and Remote Control Extension Harness (84-17829A__series).

Fits Mercury/Mariner outboards with 8 pin engine harnesses.

TWO STATION "Y" HARNESS



84-850782

Fits 1997-2000 D2.8L and D4.2L Electronic models

DUAL STATION SENDERS

Replaces factory installed sender on engine. For use with dual station instrumentation.

ENGINE OIL PRESSURE SENDER



37293T

Fits MCM/MIE gasoline engines

ENGINE WATER TEMPERATURE SENDER



49734

For dual station installations, used for temperature gauge
Fits MCM/MIE engines

ENGINE OIL PRESSURE SENDER



87-805268

For dual station installations
Fits 1994 and newer MCM/MIE Diesel engines

TWO STATION START/STOP PANELS

Mounts in a 3-3/8 in.(86 mm) hole.

TWO STATION START/STOP PANEL



76426A 9

3 ft.(910 mm) harness connects in place of ignition switch.
Fits MCM/MIE gasoline Carb engines (0W650000 and below).

8M0078892

3 ft.(910 mm) harness connects in place of ignition switch.
Used on Outboard installations that have Mechanical Non DTS requirements for Remote Start/Stop. Uses 6 Pin connection and services second station installations. Similar to 76426A 9 MCM version.

POWER TRIM CONTROL PANELS**DUAL ENGINE POWER TRIM CONTROL****90362A 3**

Toggle switch style with 20 ft.(6.1 m) harness and circuit control box. Mounts in a 3-3/8 in.(86 mm) hole. Designed for dual engine installations equipped with externally mounted tie bars. Simultaneously tilts both drives with a single toggle switch.

Fits Alpha & Bravo sterndrives that are not equipped with Auto Trim.

TRIM SWITCHES**POWER TRIM SWITCH KIT****87- 18286A46**

Rocker switch style with 25 ft.(7.62 m) harness and bullet connectors. Can be surface mounted or flush mounted. Provides tilt control from the bow or transom location.

Fits Mercury/Mariner 75-115 hp. FourStroke outboards beginning with serial number 1B366823-2B094955.

DASH MOUNT TRIM PAD - DTS TRIPLE ENGINES**87- 897635K01**

Dash Mounted Trim Switch for Triple Engine DTS applications
2006 DTS engines and newer

DASH MOUNT TRIM PAD - DTS QUAD ENGINES**87- 899180K01**

Dash mounted trim switch for Quad engine DTS applications
Gen I (2007 and newer) DTS Quad engines

TRIM PAD - DTS DUAL ENGINES**87- 879303A02**

Low profile mount trim pad for dual engine applications
Gen1 (2007 and newer) DTS Dual engines

TRIM PAD - DTS TRIPLE ENGINES**87- 879303A03**

Low profile mount trim pad for triple engine applications
Gen I (2007 and newer) DTS triple engines

TRIM PAD - DTS QUAD ENGINES**87- 879303A04**

Low profile mount trim pad for quad engine applications
Gen I (2007 and newer) DTS Quad engines

BEZEL



879315T08

White
Trim switch, triple/quad.

BEZEL



879315T09

Chrome
Trim switch, triple/quad.

BEZEL



879315T05

Grey
Trim switch, triple/quad.

BEZEL



879315T07

Black
Trim switch, triple/quad.

AUXILIARY TRIM HARNESS



84-895388T02

Allows connection of trim wires for use of a helm trim lever or secondary trim device.
2004 and newer DTS engines with panel mount remote control

BOW TRIM HARNESS



84-895093T03

Allows connection of trim wires for use of a bow mounted trim button. Harness runs from bow trim switch to engine cowl trim switch.
2004 and newer DTS engines

HARNESS-AUXILIARY DASH SWITCH- DUALS



84-866704T01

This harness allows the connection to a auxiliary trim switch.
Mounts between the 8 pin trim connector and the command module harness
DTS engines

TRIM ALL ADAPTER HARNESS



84-8M0094269

Harness allows for use of "trim all" switch on dual console ERCs when retrofitting with previous generation helm harnessing
Should only be used in a repower situation where "trim all" handle switch in dual ERC does not match up with existing DTS helm harnessing

4 POSITION TRIM SWITCH ADAPTER**84-896394T01**

Used with all dash mounted triple and quad trim switches to adapt to Zero Effort Controls
Triple/Quad engines
2006 / 2007 (Gen II) DTS engines

TRIPLE ENGINE TRIM HARNESS KIT-DTS**84-895744A02**

Allows connection of multiple DTS engines to trim switches (triple engine with Zero Effort Controls-included in kit)

QUAD ENGINE TRIM HARNESS KIT-DTS**84-895744A04**

Allows connection of multiple DTS engines to trim switches (Quad engines with Zero Effort Controls-included in kit)

ENGINE TRIM HARNESS KIT-DTS**84-8M0072808**

Allows connection of multiple DTS engines to trim switches (Quint engines with Zero Effort Controls-included in kit)
2005 Verado, 200/225 OptiMax DTS and DTS 8.1L / 496 Mag MCM/MIE engines

ZERO EFFORT TRIM ADAPTER HARNESS**84-8M0109408**

Included in Race Rigging Kits.
Required for any newer style Zero Effort control with 8 pin Trim All connector.
Harness is 8 pin Zero Effort to bullet connectors

DUAL ENGINE ZERO EFFORT 8 PIN TRIM ALL HARNESS**84-8M0047784**

Harness that provides individual bullet drops for rocker switches from the 8 pin Trim All connector on the newer Zero Effort remote controls
Connects a dual engine Zero Effort control with the newer 8 pin Trim All connector to individual rocker switches via bullets

TRIM LIMIT KITS

Trim limit kits available to adjust trim up limits

TRIM LIMIT SWITCH KIT**899625K02**

Limits the up travel of the power trim to minimize potential interferences when fully tilted. This is an analog device.

Fits the Mercury/Mariner Opti Max 1.5L (75-115), 2.5L (135,150,175 and 3.0L (200-300) Can also be used in 75-115 4 stroke engines (Serial number 1B366823-2B094955.)

TRIM LIMIT SWITCH KIT



899625K04

Limits the up travel of the power trim to minimize potential interferences when fully tilted. This is a digital device.

Fits the Mercury/Mariner Opti Max 1.5L (75-115), 2.5L (135,150,1750 and 3.0L (200-250) Can also be used in 75-115 4 stroke engines (Serial number 1B366823 and above. (ref 14 Pin Harness)

TRIM LIMIT SWITCH KIT



899625K05

Limits the up travel of the power trim to minimize potential interferences when fully tilted. This is a digital device.

Fits the Mercury Verado 4 cylinder (135-175)

TRIM LIMIT SWITCH KIT



899625K06

Limits the up travel of the power trim to minimize potential interferences when fully tilted. This is a digital device.

Fits the Mercury Verado 6 cylinder (200-275)

TRIM LIMIT SWITCH KIT



899625K07

Limits the up travel of the power trim to minimize potential interferences when fully tilted.

Fits the Mercury/Mariner 90 HP 2 cycle outboard

899625K08

Limits the up travel of the power trim to minimize potential interferences when fully tilted.

Fits the Mercury/Mariner 40-60 4 Stroke outboard

TRIM CONVERTER AND TILT UP LIMIT KIT



8M0118725

This kit allows the conversion of the trim signal from the analog sender to a digital output for Smartcraft gauge applications. The kit also has an additional feature that allows the max tilt up position to be set to avoid interference when tilting the engine completely up.

2.1L F75-115 Four Stroke

TRIM LIMIT SWITCH KIT



8M0059532

Limits the up travel of the power trim to minimize potential interferences when fully tilted. This is a digital device.

Fits the 150 HP 4 Stroke only

TRANSOM MOUNTED POWER TILT PANEL

TRANSOM MOUNTED POWER TILT PANEL



87-815200A 1

Rocker switch style with 6 ft.(1.8 m) harness and bullet connectors. Provides tilt control from the outside of the boat when trailering and launching. "TT" harness (included in kit) connects directly to trim pump with traditional 3 blade connector. Fits MCM models with power trim having the traditional 3 blade connector.

TRANSOM MOUNTED POWER TILT PANEL**87- 815200A02**

Rocker switch style with 6 ft.(1.8 m) harness and bullet connectors. Provides tilt control from the outside of the boat when trailering and launching. "T" harness (included in kit) connects directly to trim pump with 3 pin Packard connector. Fits MCM models with newer power trim having the 3 pin Packard connector.

OUTBOARD POWER TRIM SWITCH KITS**POWER TRIM SWITCH KIT****87- 14645A 4**

Toggle switch style. Tiller handle mounted. Fits Mercury/Mariner 40 JET and 50/60 hp. outboards and operates the power trim kit added to a base ELHO model engine. See Tiller application chart for specific engine models.

POWER TRIM SWITCH KIT**87- 18286A17**

Rocker switch style with 10 ft.(3.05 m) harness and 3 blade connector. Installation requires power trim "Y" harness (58366A 2). Provides tilt control from the bow or transom location. Fits Mercury/Mariner models equipped with remote mounted trim pump.

POWER TRIM SWITCH KIT**87- 18286A18**

Rocker style switch with 10 ft. harness and bullet connectors. Can be surface mounted or flush mounted. Provides tilt control from the bow or transom location. Fits Mercury/Mariner models equipped with integral trim pump.

POWER TRIM SWITCH KIT**87- 18286A46**

Rocker switch style with 25 ft.(7.62 m) harness and bullet connectors. Can be surface mounted or flush mounted. Provides tilt control from the bow or transom location. Fits Mercury/Mariner 75-115 hp. FourStroke outboards beginning with serial number 1B366823-2B094955.

POWER TRIM SWITCH KIT**87- 18286A19**

Rocker switch style with 25 ft.(7.62 m) harness and bullet connectors. Can be surface mounted or flush mounted. Provides tilt control from the bow or transom location. Fits Mercury/Mariner models equipped with integral trim pump.

POWER TRIM SWITCH KIT



87- 18286A47

Rocker switch style with 10 ft.(3.0 m) harness and bullet connectors. Can be surface mounted or flush mounted. Provides tilt control from the bow or transom location.

Fits Mercury/Mariner 75-115 hp. FourStroke outboards beginning with serial number 1B366823-2B094955.

TRIM LIMIT SWITCH KIT



87-814407A 3

Kit includes a mercury switch to limit power trim travel and a new, shorter tilt bracket.

Fits all Mercury/Mariner V-6 outboard applications which use engine mounted power trim solenoids.

TRIM SWITCH Y-HARNESS



84-889295T

Allows for tee-in of bow power trim switch with remote controls.

Fits the F75-90-115 hp. FourStroke outboard, 1B366823 and above.

TROLL CONTROL

TROLL CONTROL- DASH MOUNTED- J BOX SMARTCRAFT INSTALLATIONS



87- 8M0083438

Troll Control will allow you to have the same functions that you get from the SmartCraft Digital gauges and adjust the speed of the boat. By pushing the button up or down, you can feather your speed every 10 RPM. Go from idle to 1000 RPM or anywhere in between. (some engine can actually go lower than idle (75-115 4 stroke(Walleye), 135-200 HP Verado 4 cylinder and 3.0L Optimax) This kit will be used in Smartcraft gauge installations that have a J Box installed. RPM will reset to idle when more than 2-3% movement occurs at the throttle (TPS)

Can be used with any Analog Gauge installation without a J Box. "Y" harness is included in kit to connect to main engine harness. This kit can be used with any SmartCraft compatible Mercury Engine.

TROLL CONTROL- DASH MOUNTED- ANALOG

87- 8M0083439

Troll Control will allow you to have the same functions that you get from the SmartCraft Digital gauges and adjust the speed of the boat. By pushing the button up or down, you can feather your speed every 10 RPM. Go from idle to 1000 RPM or anywhere in between. (some engine can actually go lower than idle (75-115 4 stroke(Walleye), 135-200 HP Verado 4 cylinder and 3.0L Optimax) This kit will be used in analog gauge installations. RPM will reset to idle when more than 2-3% movement occurs at the throttle (TPS)

Can be used with any Analog Gauge installation without a J Box. "Y" harness is included in kit to connect to main engine harness. This kit can be used with any SmartCraft compatible Mercury Engine.

TROLL CONTROL Y HARNESS



84- 8M0042976

Y harness allows you to connect direct to main engine harness and the Troll Control kit without using a "J" box.

Used with Troll Control Kit 879365K08 (879365A08)

TROLL CONTROL KIT



87- 8M0083437

RPM adjustment at your finger tips. This kit can be added to the Big Tiller Mechanical without P/S as an option

POWER TRIM EXTENSION HARNESSSES

Plugs into remote control or trim panel with 3 blade connectors.

POWER TRIM EXTENSION HARNESS**46838A 4**

10 ft.(3.05 m) harness and 3 blade connectors.
Fits Mercury/Mariner and MCM models with power trim.

46838A 6

20 ft.(6.1 m) harness and 3 blade connectors. Note: Use with dual solenoid trim pump only.
Fits Mercury/Mariner and MCM models with power trim.

POWER TRIM EXTENSION HARNESS**84-817659T01**

16 ft.(4.88 m) harness.
This harness connects the remote control 4 pin Molex connector to the traditional 3 blade Mercury pump trim pump connector.
MCM/MIE

84-881125A 1

24 ft.(4.88 m) harness.
This harness connects the remote control 4 pin Molex connector to the traditional 3 blade Mercury pump trim pump connector.
MCM/MIE

POWER TRIM EXTENSION HARNESS**84-865772T01**

16 ft.(4.88 m) harness.
This harness connects the remote control 4 pin Molex connector to the newer design 3 pin Packard pump trim pump connector.
MCM/MIE

POWER TRIM EXTENSION HARNESS**84-865772T02**

24 ft.(4.88 m) harness.
This harness connects the remote control 4 pin Molex connector to the newer design 3 pin Packard pump trim pump connector.
MCM/MIE

POWER TRIM EXTENSION HOSE/HARNESS KIT**POWER TRIM EXTENSION HOSE/HARNESS KIT****32-865384A01**

Includes a 6 ft (1.8M) harness and 4 ft (1.2M) hoses
Fits 1983 and newer MCM models

POWER TRIM ADAPTOR HARNESSSES**POWER TRIM ADAPTER HARNESS****84-865770A02**

12 in.(305 mm) harness.
To convert older P/T pump with 3 blade connector to newer remote control harness with 3 pin Packard connector.

POWER TRIM ADAPTER HARNESS



84-865771A02

12 in.(305 mm) harness.
To convert newer P/T pump with 3 pin Packard connector to older remote control harness with 3 blade connector.

POWER TRIM POWER SUPPLY CABLE

Recommend by the ABYC for use with MerCruiser power trim pumps installed in boats with batteries (or battery banks) rated more than 800 CCA or with a battery switch.

POWER TRIM CABLE ASSEMBLY



84-889282A01

102 cm (48 in.), Sheathed w/o fuse

POWER TRIM CABLE ASSEMBLY



84-889282A02

183 cm (72 in.), Fused and sheathed

BATTERY CABLES

BATTERY CABLE KIT



84- 88439A50

Pair of 12 ft.(3.7 m) cables, 1 red (+) Positive and 1 black (-) Negative, 4 gauge with ring terminals. This is an optional accessory kit and may not reflect the original cables on your engine. For original manufactured service part replacement, the Electronic Parts Catalog should always be used for each specific engine. For alternate length cables, consult the appropriate service manual.
Fits Mercury/Mariner outboard engines.

BATTERY BAR - MULTIPLE CONNECTOR

BATTERY MULTIPLE CONDUCTOR KIT (WITH COVERS)



898289Q45

New Battery Bus Bar Kit allows multiple connection points that result in clean and direct connections for various electrical power needs. This will eliminate stacking of ring terminals and reduce corrosion and loose connections resulting in poor or faulty electrical connections.
Kit includes a 3/8 inch and a 5/16 inch mounting plate made of brass with all the fasteners needed for multiple connections. This kit also includes a positive (red) and negative (black) cover that snaps to the plate and provides protection to the battery connections. (ABYC compliant)

Any 12 volt battery that has a 3/8 inch and 5/16 inch pmounting stud

BATTERY MULTIPLE CONDUCTOR KIT (NO COVERS)



898289T47

New Battery Bus Bar Kit allows multiple connection points that result in clean and direct connections for various electrical power needs. This will eliminate stacking of ring terminals and reduce corrosion and loose connections resulting in poor or faulty electrical connections.
Kit includes a 3/8 inch and a 5/16 inch mounting plate made of brass with all the fasteners needed for multiple connections. This kit does not include plastic snap on covers (ABYC compliant)

Any 12 Volt battery with 3/8 inch and 5/16 inch studs

BATTERY COVER - RED/POSITIVE**898289045**

Positive(Red) Snap on cover used with Battery Bus Bar kits
Any 12 volt battery that uses the new Bus Bar Kit

BATTERY COVER - BLACK/NEGATIVE**898289046**

Negative (Black) Snap on cover used with Battery Bus Bar kits
Any 12 volt battery that uses the new Bus Bar Kit

BATTERY PLATE - 3/8 INCH (WITH FASTENERS)**898289A71**

Multiple Conductor Battery Plate 3/8 inch (with fasteners) Clean up your battery solutions with direct isolated connections

BATTERY PLATE - 5/16 INCH (WITH FASTENERS)**898289A48**


Multiple Conductor Battery Plate with fasteners (No Covers)
Clean up your battery solutions with direct isolated connections

BATTERY ISOLATORS

Multi-battery drain occurs when there are two or more batteries in a charging system. Without a battery isolator, accessories attached to one battery will draw power from all other batteries in the circuit, leaving them seriously rundown, or even dead. The Quicksilver Battery Isolator is an electric current controlling device which isolates each battery in the circuit. Each battery then discharges and charges accordingly. Never does the load on one battery drain power from other batteries in the system.

BATTERY ISOLATOR - 80 AMP**87-8M6005583**

80 amp battery isolator. Ensure battery cables meet ABYC/CFR regulations.
All MerCruiser and Outboard engines.

BATTERY ISOLATOR - 140 AMP**8M6006077**

140 Amp battery isolator. Ensure battery cables meet ABYC/CFR regulations.
All MerCruiser and Outboard engines.

BATTERY ISOLATOR - 200 AMP**87-8M6005584**

200 amp battery isolator. Ensure battery cables meet ABYC/CFR regulations.
All MerCruiser and Outboard engines.

ELECTRICAL

BATTERY ISOLATOR HARNESS KIT



84-8M0094239

Allows the connection of any battery isolator to Mercury/Mariner outboard. Kit includes a 10 gauge red cable (8 ft.[2.44 m] length) that connects from the regulator output terminal to the battery isolator input terminal.

Fits Mercury/Mariner 50-125 hp. (2000 & prior) with high output (16 amp.) alternator and V-6 models (1999 & prior) equipped with 40 amp. alternator or dual 20-amp alternator systems and fits the F75-115 hp. (2.1L) FourStroke and the F150 EFI FourStroke outboard. Connections from battery isolator to the batteries are not included.

BATTERY ISOLATOR STARTER CABLE



84-8M0045743

Required in addition to the standard Battery Isolator Harness Kit. Only required with the F75-115 FourStroke outboard 1B366823-2B094995.

CABLE/FUSE ASY - 100 AMP -BATTERY ISOLATOR



84-898180K01

Improved heat handling capacity cable used with battery isolators and Verado kits

175HP+ KICKER ELECTRICAL KIT

Image not Available.

8M0149838

This system allows you to run your kicker engine and use the power steering system without your primary engine running. This system allows you to connect to a deep cell battery (not your starter battery) and the system will provide normal power steering from the wheel. The system will alert you when your auxiliary battery is below 9.5 volts. This signal means that you must start your primary engine to change the battery system. This kit will save the starting battery for primary starting use only. Must select the appropriate isolator to be paired with this system, dependent on engine configuration.

175hp+ power steering systems with a kicker engine. 200-350 Verado 2015 (Gen 5) and newer and all 175-300hp 3.4L and 4.6L engines.

8M0134611

ELECTRICAL ISOLATOR KIT- DUAL OPTI AND 150 FOURSTROKE



8M0073037

Used to add Power steering option to Dual OptiMax or 150 FourStroke engines Dual OptiMax or 150 FourStroke Engines

ELECTRICAL ISOLATOR KIT- TRIPLE OPTI AND 150 FOURSTROKE



8M0073038

Used to add Power steering option to Triple OptiMax or 150 FourStroke engines Triple OptiMax and 150 FourStroke Engines

ELECTRICAL HARDWARE

ELECTRICAL HARDWARE KIT



86-813937A 2

Contains a broad selection of the electrical connectors used on Mercury/Mariner/Force and MerCruiser products.

BULLET TERMINAL RECEPTACLE



86-813936T

.18 in.(5 mm) Dia.
Priced & packaged in qty. of 20

BULLET TERMINAL RECEPTACLE



86- 87223T

.156 in.(4 mm) Dia., two wire.
Priced & packaged in qty. of 20

BULLET TERMINAL RECEPTACLE



86-814433T

.156 in.(4 mm) Dia.
Priced & packaged in qty. of 20

BULLET TERMINAL



86-814434T

.156 in.(4 mm) Dia.
Priced & packaged in qty. of 20

BULLET TERMINAL



86-813937T

.18 in.(5 mm) Dia.
Priced & packaged in qty. of 20

RING TERMINAL



86- 60878T

#10
Priced & packaged in qty. of 20

RING TERMINAL



86- 98199T

#10 Self Locking
Priced & packaged in qty. of 20

RING TERMINAL



86- 60602T

.25 in.(6 mm) Dia.
Priced & packaged in qty. of 20

RING TERMINAL



86- 61606T

.312 in.(8 mm) Dia. ring terminal.
Priced & packaged in qty. of 20

ELECTRICAL

BULLET TERMINAL RECEPTACLE INSULATOR



85- 17198

.156 in.(4 mm) Dia.
Priced individually, sold @ multiples of 20

BULLET TERMINAL RECEPTACLE INSULATOR



85- 17199

.156 in.(4 mm) Dia., one wire
Priced individually, sold @ multiples of 20

BULLET TERMINAL RECEPTACLE INSULATOR



85- 17200

.156 in.(4 mm) Dia., two wire
Priced individually, sold @ multiples of 20

HEAT SHRINK TUBING



57908 11

Heat Shrink Tubing. .25 in.(6 mm) Dia. x 10 inches long.

SPLICE CLIP



86- 60831T

Splice Clip.
Priced & packaged in qty. of 20

CRIMPING TOOL



91 808696

Crimps the electrical connector to the wire.

QUICKSILVER FUNNEL ENTRY VINYL TERMINALS


FEMALE TAB DISCONNECT



67 851766

16-14 gauge, .250 in.
Priced & packaged in qty. of 25

MALE NYLON COUPLER

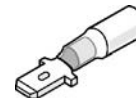


67 851773

16-14 gauge, .250 in.
Priced & packaged in qty. of 50

QUICKSILVER HEAT SHRINKABLE CONNECTORS AND TUBING

MALE QUICK DISCONNECT



67 851706

16-14 gauge
Priced & packaged in qty. of 100

FEMALE QUICK DISCONNECT

**67-851710**

16-14 gauge
Priced & packaged in qty. of 100

FUSES AND CIRCUIT BREAKERS

FUSE

**88-79091**

20 amp
Priced individually, sold @ multiples of 5

FUSE HOLDER CABLE

**84-95084A10**

Female connector, 5 inches.

FUSE HOLDER CABLE

**84-95084A13**

Male connector, 64 inches.

FUSE

**88-832969 2**

2 amp mini fuse

FUSE

**88-832969T05**

5 amp mini fuse

FUSE

**88-832969 10**

10 amp mini fuse
Fits 1999 & newer V-6 & V-8 EFI engines with MEFI 3 ignition

FUSE

**88-832969T15**

15 amp mini fuse
Fits 1999 & newer V-6 & V-8 EFI engines with MEFI 3 ignition

FUSE



88-832969T20

20 amp mini fuse

FUSE



88-832969T25

25 amp mini fuse

FUSE



88-832969 30

30 amp mini fuse

FUSE



862646

5 amp

Among other applications, this fuse can be found in the DTS Power Harness.

FUSE



862647

10 amp fuse

FUSE



88-812619

20 amp fuse

FUSE 50 AMP



88-79023A94

50 Amp fuse used with Power Steering System. APS to Battery Power Steering System

FUSE ASSEMBLY



88-79023T56

55 amp

88-79023T90

90 amp with 5/16 in. (8 mm) diameter mounting hole

88-79023A91

90 amp with 13/32 in. (10 mm) diameter mounting hole

Used on Verado power steering as well as various MerCruiser starter applications.

88-79023T10

110 amp

FUSE ASSEMBLY



88-8M6001960

90 amp - Hot stud fuse
Used on MCM 4.5L & 6.2L engines

FUSE

88-8M0129533

Light Green, 30 amp
Main Power

88-8M0129534

Red, 50 amp
Main Power

88-8M0129535

Lime, 80 amp
Main Power

88-8M0130941

Yellow
Main Power

FUSE



88-8M0129562

Green, 125 amp
Main Power

FUSE



88-8M0129528

Orange, 150 amp
Main Power

88-8M0129530

Blue, 200 amp
Main Power

88-8M0129531

Pink, 250 amp
Main Power


FUSE COVER ASY



879346T24

Used with Fuse/Harness asy for Power Steering Systems
Power Steering Systems

CIRCUIT BREAKER



88-8M0085705

20 amp for power trim pump

CIRCUIT BREAKER



88-11178A01

50 amp w/ nut connections. Includes attaching hardware

CABLE TIES

CABLE TIE



69355

5-1/2 in. (140 mm) long, black color, 1/16 in. to 1-1/4 in. (1.6-32 mm) bundle diameter.

Priced individually, sold @ multiples of 100

ELECTRICAL

CABLE TIE



54-816311T

8 in. (203 mm) long, black color, 3/8 in. to 1-3/4 in. (9.5-44 mm) bundle diameter, 60 lbs.(27 kg) minimum loop tensile strength
Priced individually, sold @ multiples of 100

STANDARD CABLE TIE



54-8M0064023

Standard 11 in. (280 mm) long, black color, 1/16 in.-3 in.(1.6-76 mm) bundle diameter, 50 lbs.(23 kg) minimum loop tensile strength, 1000 pcs./bag
Priced individually, sold @ multiples of 100

TOOLS

14 PIN DEPINNING TOOL



91-896352A01

Used to remove pins on 14 pin DTS and non-DTS harnesses.

DATA CABLE PULLER



888462A 1

Attaches to end of data harness to aid in pulling harness through boat. Prevents damage to data harness.

STEERING

STEERING WHEELS

STEERING WHEEL



67-829140A01

Legend Steering Wheel with soft grip and wheel center. This product is a four-spoke wheel design.

Wheel Dia.: 13-1/2 inch
Dish: 3-7/8 inch

STEERING WHEEL-V60 BLACK



67-892762A05

This wheel is a great value with soft grip and great looks. This Steering Wheel is a three-spoke design with a black grip and black spokes. Thermoplastic antishock material. Meets with EN 28848 and ABYC P22 standards. (includes hub)

13.8 inch (350 mm) wheel diameter • Standard .75 inch (19 mm) taper

STEERING WHEEL-CORSE B/S



67-892762A01

This wheel is a great value with soft grip and great looks. This Steering Wheel is a three-spoke design with a soft black grip and silver spokes. Meets with EN 28848 and ABYC P22 standards. (includes hub).

13.8 inch (350 mm) wheel diameter • Standard .75 inch (19 mm) taper

STEERING WHEEL- NISIDA B/B



67-892762A02

This wheel is a great value with polyurethane grip and great looks. This Steering Wheel is a three-spoke design with a black leather look soft grip and black spokes. Meets with EN 28848 and ABYC P22 standards. (includes hub)

Wheel Dia.: 13.8 inch (350 mm)
Std 3/4 inch taper

STEERING WHEEL - GRIMANI SS/CP



8M0121295

This wheel is a great value with comfortable grip and updated, sporty styling. Silver spokes, black grip, and silver inserts.

Standard taper.

STEERING WHEEL - GRIMANI BRS/CP



8M0121296

This wheel is a great value with comfortable grip and updated, sporty styling. Silver spokes, black grip, and burl wood inserts.

Standard taper.

STEERING

STEERING WHEEL - GRIMANI CT/CP



8M0121297

This wheel is a great value with comfortable grip and updated, sporty styling. Silver spokes, black grip, and brown-bronze inserts. Standard taper.

STEERING WHEEL - LOREDAN SS/CP



8M0121300

This wheel is a great value with comfortable grip and updated, sporty styling. Silver spokes, black grip, and chrome inserts. Standard taper.

TILLER HANDLE STEERING- BIG TILLER

The Big Tiller has improved features and is designed to allow driving a large tiller Outboard engine easily, safely and is ergonomically friendly. The Big Tiller is used on large 40-115 HP FourStroke, 75-250 HP OptiMax, 135-200 HP 4 cylinder DTS Verado engines.

MECHANICAL TILLER WITH P/S



8M0134607

The Big Tiller is designed for optimal performance and ergonomic comfort. With improved friction adjustments, a hydraulic locking feature eliminating torque, easy access to the throttle shift handle and a trim button at the end of the handle the Big Tiller provides safe and effortless operation. The RPM Adjustment switch (Troll Control) is included as standard equipment on this model.

The LED light switch is available as an option on this model.

Power Steering is strongly recommended for 75-115 HP 1.5L OptiMax. Power Steering is required for 135-250 HP OptiMax (2.5L and 3.0L).

8M0133491

The Big Tiller is designed for optimal performance and ergonomic comfort. With improved friction adjustments, a hydraulic locking feature to eliminate torque, easy access to the throttle shift handle and a trim button at the end of the handle, the Big Tiller provides safe and effortless operation. The RPM Adjustment switch (Troll Control) is included as standard equipment on this model.

The LED light switch is available as an option on this model.

This power steering Big Tiller model is intended for use on the 3.4L (V6) and 4.6L (V8) FourStrokes up to 250hp.

DTS TILLER HANDLE WITH P/S



8M0134609

The Big Tiller is designed for optimal performance and ergonomic comfort. With improved friction adjustments, a hydraulic locking feature eliminating torque, easy access to the throttle and shift handle and a trim button at the end of the handle the Big Tiller provides safe and effortless operation.

The RPM Adjustment (Troll Control) and LED light switch are standard on this model.

Power Steering is required - 135-200 HP 4 Cylinder Verado.

8M0133492

The Big Tiller is designed for optimal performance and ergonomic comfort. With improved friction adjustments, a hydraulic locking feature to eliminate torque, easy access to the throttle and shift handle and a trim button at the end of the handle, the Big Tiller provides safe and effortless operation.

The RPM Adjustment (Troll Control) and LED light switch are standard on this model.

This power steering Big Tiller model is intended for use on the 3.4L (V6) and 4.6L (V8) FourStrokes up to 250hp.

MECHANICAL TILLER WITH P/S



8M0134604

The Big Tiller is designed for optimal performance and ergonomic comfort. With improved friction adjustments, a hydraulic locking feature eliminating torque, easy access to the throttle and shift handle and a trim button at the end of the handle the Big Tiller provides safe and effortless operation. The RPM adjustment switch (Troll Control) is included as standard equipment on this model.

The LED light switch is available as an option on this model.

Power Steering is strongly recommended for the 150 FourStroke.

The Big Tiller kit (Power Steering) with extra length and bent arm to attach to the 150 HP FourStroke engine.

MECHANICAL TILLER WITHOUT P/S



8M0093581

The Big Tiller is designed for optimal performance and ergonomic comfort. With improved friction adjustments, easy access to the throttle and shift handle and a trim button at the end of the handle the Big Tiller provides safe and effortless operation.

The RPM Adjustment (Troll Control) and LED light switch are optional on this model.

Tiller is 3 inches shorter than previous model p/n 8M0074795.
Power Steering is strongly recommended for 75-115 HP 1.5L OptiMax

MECHANICAL TILLER WITHOUT P/S



879291A04

The Big Tiller is designed for optimal performance and ergonomic comfort. With improved friction adjustments, easy access to the throttle and shift handle and a trim button at the end of the handle the Big Tiller provides safe and effortless operation.

The RPM Adjustment (Troll Control) and LED light are optional on this model.

T/S kit 40 - 60 HP not included
40-60 HP FourStroke used with ELPT generation change S/N 1C050252 and above.

MECHANICAL TILLER WITHOUT P/S




879291A05

The Big Tiller is designed for optimal performance and ergonomic comfort. With improved friction adjustments, easy access to the throttle and shift handle and a trim button at the end of the handle the Big Tiller provides safe and effortless operation.

The RPM Adjustment (Troll Control) and LED light switch are optional on this model.

This is a conversion kit that allows installation of the Big Tiller on a current tiller handle model ELHPT 40 - 60 HP FourStroke with generation change S/N 1C050252 and above.
T/S kit 40 - 60 HP is not included.

THROTTLE AND SHIFT KIT- 75-115 FOURSTROKE TILLER




8M0083500

The kit includes 2 - T/S cables. These cables are designed to provide best in class installation for this engine family.

The kit is designed to work with the 2.1L 75-115 HP FourStroke engines. (Upgrade with no spacer Ref Tiller Arm 8M0093581).

THROTTLE AND SHIFT KIT- 75-115 1.5L OPTIMAX TILLER



8M0083238

The kit includes 2 - T/S cables. These cables are designed to provide the best in class installation for this engine family.

The kit is designed to work with the 75 - 115 HP OptiMax engines. (Upgrade with no spacer Ref Tiller Arm 8M0093581).

THROTTLE AND SHIFT KIT- 135-250 OPTIMAX



8M0082353

The kit includes 2 - T/S cables. These cables are designed to provide the best in class installation for this engine family.

The kit is designed to work with the 135 - 250 HP OptiMax engines.

STEERING

THROTTLE AND SHIFT KIT- 3.0L 150 FOURSTROKE TILLER



8M0082355

The kit includes 2 - T/S cables. These cables are designed to provide best in class installation for this engine family.

The kit is designed to work with the 3.0L 150 HP FourStroke engines.

THROTTLE AND SHIFT KIT- 150-250

Image not Available.

8M0141907

The kit includes 2 - T/S cables. These cables are designed to provide the best in class installation for this engine family.

This kit is intended to be paired with the mechanical Big Tiller on the 3.4L (V6) and 4.6L (V8) FourStrokes up to 250hp.


TROLL CONTROL KIT



87-8M0083437

RPM adjustment at your finger tips. This kit can be added to the Big Tiller Mechanical without P/S as an option

LED LIGHT AND SWITCH KIT



897978T02

New LED light and Switch Kit is an option on all Mechanical Big Tiller units. Allows for easy installation on the new Big Tiller. Light up your boat with a soft Amber light to make night fishing or early morning fishing more flexible.

OUTBOARD STABILIZER CLIPS- TRAILERING



64-891762A04

Helps keep engine centered during trailering
Safety orange durable plastic material

Fits most cylinder rods on engines manufactured in 1997 and newer.
Snaps over outboard's hydraulic steering cylinder rods

POWER STEERING - SINGLE

STEERING KIT 40 CM3 STANDARD HELM



892380K05

Complete Power Steering Rigging Kit that includes the Power Steering Module (4 ft. lead) Std 40 CM3 Helm and engine signal harness 20 ft. in length. Hoses need to be ordered separately for Cylinder to Helm kit and Power Module to Helm Kit.

Multiple Engine 150 FourStrokes and Optimax (No Single engines), Verado 135-200 4 Cylinder, 200-350 HP Verado, 350 SCI and 400R.

892380K11

Complete Power Steering Rigging Kit that includes the Power Steering Module (12 ft. lead), Std 40 CM3 Helm and engine signal harness 20 ft. in length. Hoses need to be ordered separately Cylinder to Helm kit and Power Module to Helm Kit.

Multiple Engine 150 FourStrokes and Optimax (No Single engines), Verado 135-200 4 Cylinder, 200-350 HP Verado, 350 SCI and 400R.

892380K12

Complete Power Steering Rigging Kit that includes the Power Steering Module (24 ft. lead), Std 40 CM3 Helm and engine signal harness 20 ft. in length. Hoses need to be ordered separately Cylinder to helm kit and Power Module to Helm Kit.

Multiple Engine 150 FourStrokes and Optimax (No Single engines), Verado 135-200 4 Cylinder, 200-350 HP Verado, 350 SCI and 400R.

STEERING KIT 40 CM3 TILT



8M0138409

Complete Power Steering Rigging Kit that includes the Power Steering Module (4 ft. lead), Tilt 40 CM3 Helm and engine signal harness 20 ft. in length. Hoses need to be ordered separately Cylinder to Helm kit and Power Module to Helm Kit.

Multiple Engine 150 FourStrokes and Optimax (No Single engines), Verado 135-200 4 Cylinder, 200-350 HP Verado, 350 SCI and 400R.

STEERING KIT 40 CM3 TILT



8M0138410

Complete Power Steering Rigging Kit that includes the Power Steering Module (12 ft. lead), Tilt 40 CM3 Helm and engine signal harness 20 ft. in length. Hoses need to be ordered separately Cylinder to Helm kit and Power Module to Helm Kit.

Multiple Engine 150 FourStrokes and Optimax (No Single engines), Verado 135-200 4 Cylinder, 200-350 HP Verado, 350 SCI and 400R.

STEERING KIT 40 CM3 TILT

8M0138411

Complete Power Steering Rigging Kit that includes the Power Steering Module (24 ft. lead), Tilt 40 CM3 Helm and engine signal harness 20 ft. in length. Hoses need to be ordered separately Cylinder to Helm kit and Power Module to Helm Kit.

Multiple Engine 150 FourStrokes and Optimax (No Single engines), Verado 135-200 4 Cylinder, 200-350 HP Verado, 350 SCI and 400R.

POWER STEERING - DUAL

STEERING KIT 40 CM3 STD HELM - DUAL



8M0134635

Complete Power Steering Dual Rigging Kit that includes the Power Steering Module (4 ft. lead), Std 40 CM3 Helm, Dual engine adapter harness, Automatic Power switch and two engine signal harnesses 20 ft. in length. Hoses need to be ordered separately Cylinder to Helm kit and Power Module to Helm Kit. When using 50 amp fuse product you will need to order a Fuse/Harness Assembly when installing more than one battery.

Multiple Engine 150 FourStrokes and Optimax (No Single engines), Verado 135-200 4 Cylinder and 200-300 HP Verado.

STEERING KIT 40 CM3 STD HELM

8M0134633

Complete Power Steering Dual Rigging Kit that includes the Power Steering Module (12 ft. lead), Std 40 CM3 Helm, Dual engine adapter harness, Automatic Power switch and two engine signal harnesses 20 ft. in length. Hoses need to be ordered separately Cylinder to helm kit and Power Module to Helm Kit. When using 50 amp fuse product you will need to order a Fuse/Harness Assembly when installing more than one battery.

Multiple Engine 150 FourStrokes and Optimax (No Single engines), Verado 135-200 4 Cylinder and 200-300 HP Verado.

8M0134634

Complete Power Steering Dual Rigging Kit that includes the Power Steering Module (24 ft. lead), Std 40 CM3 Helm, Dual engine adapter harness, Automatic Power Switch and two engine signal harnesses 20 ft. in length. Hoses need to be ordered separately Cylinder to helm kit and Power Module to Helm Kit. When using 50 amp fuse product you will need to order a Fuse/Harness Assembly when installing more than one battery.

Multiple Engine 150 FourStrokes and Optimax (No Single engines), Verado 135-200 4 Cylinder and 200-300 HP Verado.

STEERING KIT 50 CC STANDARD HELM

8M0128967

Complete Power Steering Dual Rigging Kit that includes the Power Steering Module (4 ft. lead), Std 50 CM3 Helm, Dual engine adapter harness, Automatic Power switch and two engine signal harnesses 30 ft. in length. Hoses need to be ordered separately Cylinder to helm kit and Power Module to Helm Kit. When using 50 amp fuse product you will need to order a Fuse/Harness Assembly when installing more than one battery.

Multiple Engine 150 FourStrokes and Optimax (No Single engines), Verado 135-200 4 Cylinder and 200-400 HP Verado. 50CM3 is required for 350-400hp.

8M0128968

Complete Power Steering Dual Rigging Kit that includes the Power Steering Module (12 ft. lead), Std 50 CM3 Helm, Dual engine adapter harness, Automatic Power switch and two engine signal harnesses 30 ft. in length. Hoses need to be ordered separately Cylinder to helm kit and Power Module to Helm Kit. When using 50 amp fuse product you will need to order a Fuse/Harness Assembly when installing more than one battery.

Multiple Engine 150 FourStrokes and Optimax (No Single engines), Verado 135-200 4 Cylinder and 200-400 HP Verado. 50CM3 is required for 350-400hp.

8M0128969

Complete Power Steering Dual Rigging Kit that includes the Power Steering Module (24 ft. lead), Std 50 CM3 Helm, Dual engine adapter harness, Automatic Power Switch and two engine signal harnesses 30 ft. in length. Hoses need to be ordered separately Cylinder to helm kit and Power Module to Helm Kit. When using 50 amp fuse product you will need to order a Fuse/Harness Assembly when installing more than one battery.

Multiple Engine 150 FourStrokes and Optimax (No Single engines), Verado 135-200 4 Cylinder and 200-400 HP Verado. 50CM3 is required for 350-400hp.

STEERING KIT 40 CM3 TILT



892560K56

Complete Power Steering Dual Rigging Kit that includes the Power Steering Module (4 ft. lead), Tilt 40 CM3 Helm, Dual engine adapter harness, Automatic Power Switch and two engine signal harnesses 20 ft. in length. Hoses need to be ordered separately Cylinder to Helm kit and Power Module to Helm Kit. When using 50 amp fuse product you will need to order a Fuse/Harness Assembly when installing more than one battery.

Multiple Engine 150 FourStrokes and Optimax (No Single engines), Verado 135-200 4 Cylinder and 200-350 HP Verado.

STEERING KIT 40 CM3 TILT



8M0134649

Complete Power Steering Dual Rigging Kit that includes the Power Steering Module (12 ft. lead), Tilt 40 CM3 Helm, Dual engine adapter harness, Automatic Power Switch and two engine signal harnesses 20 ft. in length. Hoses need to be ordered separately Cylinder to Helm kit and Power Module to Helm Kit. When using 50 amp fuse product you will need to order a Fuse/Harness Assembly when installing more than one battery.

Multiple Engine 150 FourStrokes and Optimax (No Single engines), Verado 135-200 4 Cylinder and 200-300 HP Verado.

STEERING

8M0134650

Complete Power Steering Dual Rigging Kit that includes the Power Steering Module (24 ft. lead), Tilt 40 CM3 Helm, Dual engine adapter harness, Automatic Power switch and two engine signal harnesses 20 ft. in length. Hoses need to be ordered separately Cylinder to Helm kit and Power Module to Helm Kit. When using 50 amp fuse product you will need to order a Fuse/Harness Assembly when installing more than one battery.

Multiple Engine 150 FourStrokes and Optimax (No Single engines), Verado 135-200 4 Cylinder and 200-300 HP Verado.

STEERING KIT 50 CC TILT HELM



8M0135450

Complete Power Steering Dual Rigging Kit that includes the Power Steering Module (4 ft. lead), Tilt 50 CM3 Helm, Dual engine adapter harness, Automatic Power switch and two engine signal harnesses 30 ft. in length. Hoses need to be ordered separately as well as cylinder to helm kit and Power Module to Helm Kit when using 50 amp fuse. You will need to order a Fuse/Harness Assembly when installing more than one battery.

Multiple Engine 150 FourStrokes and Optimax (No Single engines), Verado 135-200 4 Cylinder and 200-400 HP Verado. 50CM3 is required for 350-400hp.

8M0135451

Complete Power Steering Dual Rigging Kit that includes the Power Steering Module (12 ft. lead), Tilt 50 CM3 Helm, Dual engine adapter harness, Automatic Power switch and two engine signal harnesses 30 ft. in length. Hoses need to be ordered separately as well as cylinder to helm kit and Power Module to Helm Kit when using 50 amp fuse. You will need to order a Fuse/Harness Assembly when installing more than one battery.

Multiple Engine 150 FourStrokes and Optimax (No Single engines), Verado 135-200 4 Cylinder and 200-400 HP Verado. 50CM3 is required for 350-400hp.

STEERING KIT 50 CC TILT HELM



8M0135452

Complete Power Steering Dual Rigging Kit that includes the Power Steering Module (24 ft. lead), Tilt 50 CM3 Helm, Dual engine adapter harness, Automatic Power switch and two engine signal harnesses 30 ft. in length. Hoses need to be ordered separately as well as cylinder to helm kit and Power Module to Helm Kit when using 50 amp fuse. You will need to order a Fuse/Harness Assembly when installing more than one battery.

Multiple Engine 150 FourStrokes and Optimax (No Single engines), Verado 135-200 4 Cylinder and 200-400 HP Verado. 50CM3 is required for 350-400hp.

POWER STEERING - TRIPLE

POWER STEERING 50 CM3 RIGGING KIT



8M0134644

This Power Steering Triple Rigging Kit includes 1 50 CM3 Std Helm, 3 Signal harnesses 30 ft. connect each engine to Power Module, 1 Power Module with 4 ft. battery leads, Automatic Power Switch and a Triple Engine Power Module Adapter to connect the signal wires (Use when the power module and batteries are mounted under the console). Hose kits ordered separately. When using 50 amp fuse product you will need to order a Fuse/Harness Assembly when installing more than one battery.

Multiple Engine 150 FourStrokes and Optimax (No Single engines), Verado 135-200 4 Cylinder, 200-350 HP Verado, 350 SCl and 400R.

POWER STEERING RIGGING KIT

8M0134642

This Power Steering Triple Rigging Kit includes 1 50 CM3 Std Helm, 3 Signal harnesses 30 ft. connect each engine to Power Module, 1 Power Module with 12 ft. leads, Automatic Power Switch and a Triple Engine Power Module Adapter to connect the signal wires (Use when the power module and batteries are mounted under the console). Hose kits ordered separately. When using 50 amp fuse product you will need to order a Fuse/Harness Assembly when installing more than one battery.

Multiple Engine 150 FourStrokes and Optimax (No Single engines), Verado 135-200 4 Cylinder, 200-350 HP Verado, 350 SCl and 400R.

8M0134643

This Power Steering Triple Rigging Kit includes 1 50 CM3 Std Helm, 3 Signal harnesses 30 ft. connects each engine to Power Module, 1 Power Module with 24 ft. leads, Automatic Power Switch and a Triple Engine Power Module Adapter to connect the signal wires (Use when the power module is mounted in the back and the batteries are mounted under the console). Hose kits ordered separately. When using 50 amp fuse product you will need to order a Fuse/Harness Assembly when installing more than one battery.

Multiple Engine 150 FourStrokes and Optimax (No Single engines), Verado 135-200 4 Cylinder, 200-350 HP Verado, 350 SCl and 400R.

POWER STEERING RIGGING KIT



8M0134638

This Power Steering Triple Rigging Kit includes 1 50 CM3 Tilt Helm, 3 Signal harnesses 30 ft long connect each engine to Power Module, 1 Power Module with 4 ft. leads, 2 each Automatic Power Switch and a Triple Engine Power Module Adapter to connect the signal wires (Use when the power module and the batteries are mounted under the console). Hose kits ordered separately. When using 50 amp fuse product you will need to order a Fuse/Harness Assembly when installing more than one battery.

Multiple Engine 150 FourStrokes and Optimax (No Single engines), Verado 135-200 4 Cylinder, 200-350 HP Verado, 350 SCl and 400R.

8M0134636

This Power Steering Triple Rigging Kit includes 1 50 CM3 Tilt Helm, 3 Signal harnesses 30 ft. connect each engine to Power Module, 1 Power Module with 12 ft. leads, Automatic Power Switch and a Triple Engine Power Module Adapter to connect the signal wires (Use when the power module and the batteries are mounted under the console). Hose kits ordered separately. When using 50 amp fuse product you will need to order a Fuse/Harness Assembly when installing more than one battery.

Multiple Engine 150 FourStrokes and Optimax (No Single engines), Verado 135-200 4 Cylinder, 200-350 HP Verado, 350 SCI and 400R.

POWER STEERING TILT RIGGING KIT

8M0134637

This Power Steering Triple Rigging Kit includes 1 50 CM3 Tilt Helm, 3 Signal harnesses 30 ft. connects each engine to Power Module, 1 Power Module with 24 ft. leads, Automatic Power Switch and a Triple Engine Power Module Adapter to connect the signal wires (Use when the power module is mounted in the back and the batteries are mounted under the console). Hose kits ordered separately. When using 50 amp fuse product you will need to order a Fuse/Harness Assembly when installing more than one battery.

Multiple Engine 150 FourStrokes and Optimax (No Single engines), Verado 135-200 4 Cylinder, 200-350 HP Verado, 350 SCI and 400R.

POWER STEERING - QUAD

POWER STEERING RIGGING KIT



8M0134641

This Power Steering Quad Rigging Kit includes 1 50 CM3 Tilt Helm, 4 Signal harnesses 30 ft. connect each engine to Power Module, 1 Power Module with 4 ft. leads, 2 each Automatic Power Switch and a Quad Engine Power Module Adapter to connect the signal wires (Use when the power module and the batteries are mounted under the console). Hose kits ordered separately. When using 50 amp fuse product you will need to order a Fuse/Harness Assembly when installing more than one battery.

Multiple Engine 150 FourStrokes and Optimax (No Single engines), Verado 135-200 4 Cylinder, 200-350 HP Verado, 350 SCI and 400R.

POWER STEERING RIGGING KIT- QUAD

8M0134639

This Power Steering Quad Rigging Kit includes 1 50 CM3 Tilt Helm, 4 Signal harnesses 30 ft. connect each engine to Power Module, 1 Power Module with 12 ft. leads, 2 each Automatic Power Switch and a Quad Engine Power Module Adapter to connect the signal wires (Use when the power module and the batteries are mounted under the console). Hose kits ordered separately. When using 50 amp fuse product you will need to order a Fuse/Harness Assembly when installing more than one battery.

Multiple Engine 150 FourStrokes and Optimax (No Single engines), Verado 135-200 4 Cylinder, 200-350 HP Verado, 350 SCI and 400R.

POWER STEERING RIGGING KIT

8M0134640

This Power Steering Quad Rigging Kit includes 1 50 CM3 Tilt Helm, 4 Signal harnesses 30 ft. connects each engine to Power Module, 1 Power Module with 24 ft. leads, 2 Automatic Power Switch and a Quad Engine Power Module Adapter to connect the signal wires (Use when the power module is mounted in the back and the batteries are mounted under the console). Hose kits ordered separately. When using 50 amp fuse product you will need to order a Fuse/Harness Assembly when installing more than one battery.

Multiple Engine 150 FourStrokes and Optimax (No Single engines), Verado 135-200 4 Cylinder, 200-350 HP Verado, 350 SCI and 400R.

POWER STEERING COMPONENTS

HELM - POWER STEERING - STANDARD



8M0137445

Power Steering helm with a fixed position mount. Includes cover, bracket and mounting hardware. (40 CM3) 4.1 turns lock to lock with one cylinder

Multiple Engine 150 4 strokes and Optimax (No Single engines) , Verado 135-200 4 cylinder, 200-300 Verado 6 cylinder, 350 SCI

HELM - POWER STEERING - TILT



8M0137447

Power Steering Helm 40 CM3 Tilt. Includes all brackets and hardware needed to install helm.

Provides 4.1 turns lock to lock with one cylinder

Multiple Engine 150 4 strokes and Optimax (No Single engines) , Verado 135-200 4 cylinder, 200-300 Verado 6 cylinder, 350 SCI

HELM - POWER STEERING - STANDARD



892558A02

Power Steering helm with a fixed position mount. Includes cover, bracket and mounting hardware. (50 CM3) Use with dual cylinder applications such as triple/quad engine installations. (6.5 turns lock to lock with two cylinders)

Multiple Engine 150 4 strokes and Optimax (No Single engines), Verado 135-200 4 cylinder, 200-300 Verado 6 cylinder, 350 SCI

HELM - POWER STEERING - TILT



8M0137451

Power Steering Helm 50 CM3 Tilt. Includes all brackets and hardware needed to install helm.

Provides 6.5 turns lock to lock with two cylinders. Recommended for triple and quad engine installations.

Multiple Engine 150 4 strokes and Optimax (No Single engines), Verado 135-200 4 cylinder, 200-300 Verado 6 cylinder, 350 SCI

HELM - POWER STEERING - STANDARD



892557A02

Power Steering helm with a fixed position mount. Includes cover, bracket and mounting hardware. (32 CM3) Provides 5.1 turns lock to lock vs 4.1 turns lock to lock as option with one cylinder.

Multiple Engine 150 4 strokes and Optimax (No Single engines), Verado 135-200 4 cylinder, 200-300 Verado 6 cylinder, 350 SCI

HELM - POWER STEERING - TILT



8M0137442

Power Steering Helm 32 CM3 Tilt. Includes all brackets and hardware needed to install helm.

Provides 5.1 turns lock to lock vs 4.1 turns lock to lock as option with one cylinder

Verado 200- 300 HP- Optional on 135 to 200 HP
Multiple OptiMax Engines

HELM DUAL STATION - STANDARD



895816A02

Power Steering dual helm with a fixed position mount. Includes cover, bracket and mounting hardware. (40 CM3) Needs 32-892825___ hose to attach pressure lines (lengths come in 8 ft to 25 ft lengths). Use as primary station when using dual helms or stations. Use standard helm as the secondary station.

Multiple Engine 150 4 strokes and Optimax (No Single engines), Verado 135-200 4 cylinder, 200-300 Verado 6 cylinder, 350 SCI

HELM DUAL STATION - TILT



8M0137456

Power Steering dual helm with a tilt position mount. Includes cover, bracket and mounting hardware. (40 CM3) Needs 32-892825___ hose to attach pressure lines (lengths come in 8 ft to 25 ft lengths) Use as primary station when using dual helms or stations. Use standard helm as the secondary station. Requires tilt mechanism to be ordered separately.

Multiple Engine 150 4 strokes and Optimax (No Single engines) , Verado 135-200 4 cylinder, 200-300 Verado 6 cylinder, 350 SCI

HELM DUAL STATION - STANDARD



8M0137459

Power Steering dual helm with a fixed position mount. Includes cover, bracket and mounting hardware. (50 CM3) Needs 32-892825___ hose to attach pressure lines (lengths come in 8 ft to 25 ft lengths) Use as primary station when using dual helms or stations. Use standard helm as the secondary station.

Multiple Engine 150 4 strokes and Optimax (No Single engines) , Verado 135-200 4 cylinder, 200-300 Verado 6 cylinder, 350 SCI

HELM DUAL STATION - TILT



8M0137461

Power Steering dual helm with a tilt position mount. Includes cover, bracket and mounting hardware. (50CM3) Needs 32-892825 hose to attach pressure lines (lengths come in 8 ft to 25 ft lengths) Use as primary station when using dual helms or stations. Use standard helm as the secondary station. Requires tilt mechanism to be ordered separately.

Multiple Engine 150 4 strokes and Optimax (No Single engines) , Verado 135-200 4 cylinder, 200-300 Verado 6 cylinder, 350 SC1

POWER STEERING TILT



8M6003710

Replacement part for Power Steering Tilt System
All Power Steering Verado Systems

KEYWAY - POWER STEERING-SHORT KEY



28-893394002

Used with power steering to locate steering wheel hub.
2005 and newer Verado 200-275 and 2006 Verado 135-175 Power Steering installs
Priced individually, sold @ multiples of 2

CYLINDER - HYDRAULIC OR POWER STEERING



898349A11

Cylinder designed to meet all Power Steering strength and performance requirements. This cylinder is the most robust design in the market. Includes all hardware to mount this cylinder including the strongest bolts to attach to the engine.

Verado 175-200 - both Power Steering or Hydraulic V6/1.5 Opti Max Hydraulic - 1.5L Opti needs to order arm 898082A03 to provide clearance
75-150 4 stroke engines.

CYLINDER - HYDRAULIC OR P/S- COUNTER ROTATION



898349A14

Port of counter rotation cylinder designed to meet all Power Steering strength and performance requirements. This cylinder is the most robust design in the market. Includes all hardware to mount this cylinder including the strongest bolts to attach to the engine

Verado 135-200 - both Power Steering or Hydraulic. Multiple Engines V6/1.5 Opti Max Hydraulic - 1.5L Opti needs to order arm 898082A03 to provide clearance 75-115 4 stroke engines Multiple OptiMax engines - P/S 150 4 Stroke engines.

CYLINDER - BIG TILLER



898349A15

Cylinder designed to meet all Power Steering strength and performance requirements. This cylinder is the most robust design in the market. Includes all hardware to mount this cylinder including the strongest bolts to attach to the engine.

Big Tiller Cylinder - 75-115 4 Stroke, 75-115 1.5L Opti, 135-250 2.5L/3.0L Opti and 135-200 4 Cylinder Verado

STEERING

CYLINDER- POWER STEERING - BIG TILLER



8M0058944

This cylinder was released with a special bent arm that provides more clearance and is longer than the others. It is unique to the Big Tiller Power Steering. Used in complete Kit 8M0061721. 150 - 4S

150 HP 4 Stroke Big Tiller

CYLINDER - DUAL CYLINDER POWER STEERING



8M0129513

This cylinder is designed to meet all power steering strength and performance requirements. It is the most robust design in the market and includes all hardware to mount the cylinder including the strongest bolts to attach to the engine. The UC128 cylinder link is attached to the steering head.

Verado 225+ horsepower and 200 Pro FourStroke. Intended for use on pontoons, which have exceptionally high steering loads. This system increases steering torque capacity by more than 80%.

POWER STEERING CYLINDER



8M0118141

Used to add a cylinder to a counter rotation engine for multiple engine installations. Also used with liquid tie bar 893396A01 to add a cylinder to operate engines mounted more than 34 in. apart

2005 and newer Verado 200-300 L6 and 350 SCI

8M0118141

Used to add a cylinder to a counter rotation engine for multiple engine installations. Also used with liquid tie bar 893396A01 to add a cylinder to operate engines mounted more than 34 in. apart

2005 and newer Verado 200-300 L6 and 350 SCI

CYLINDER - SHORTER STROKE



8M0129527

This cylinder has a shorter stroke than the normal production cylinders. It is used for installations where engines are mounted inside the normal 26 inch distance. This cylinder reduces the chances of the engines hitting with these tight mounting options

Verado 6 Cylinder Power Steering applications for mounting engines closer than the normal tie bar 26 inch distance.

POWER STEERING MODULE



8M0131261

Power Steering pump and motor with 4 ft leads. Hoses sold separately (32-892438A, lengths from 2 ft to 8 ft (one foot increments) and 10 ft to 24 ft (two foot increments). Also requires 84-893371T (comes in 10, 20, and 30 ft lengths) to connect power module to engine. 50 Amp fuse used. When using this pump in multiple engine installations, you will need to order 898289T77, T78 or T79.

Multiple Engine 150 4 strokes and Optimax (No Single engines), Verado 135-200 4 cylinder, 200-300 Verado 6 cylinder, 350 SCI

POWER STEERING MODULE

8M0131262

Power Steering pump and motor with 12 ft leads. Hoses sold separately (32-892438A, lengths from 2 ft to 8 ft (one foot increments) and 10 ft to 24 ft (two foot increments). Also requires 84-893371T (comes in 10, 20, and 30 ft lengths) to connect power module to engine. 50 Amp fuse used. When using this pump in multiple engine installations, you will need to order 898289T77, T78 or T79.

Multiple Engine 150 4 strokes and Optimax (No Single engines), Verado 135-200 4 cylinder, 200-300 Verado 6 cylinder, 350 SCI

POWER STEERING MODULE

8M0131263

Power Steering pump and motor with 24 ft leads. Hoses sold separately (32-892438A, lengths from 2 ft to 8 ft (one foot increments) and 10 ft to 24 ft (two foot increments). Also requires 84-893371T (comes in 10, 20, and 30 ft lengths) to connect power module to engine. 50 Amp fuse used. When using this pump in multiple engine installations, you will need to order 898289T77, T78 or T79.

Multiple Engine 150 4 strokes and Optimax (No Single engines), Verado 135-200 4 cylinder, 200-300 Verado 6 cylinder, 350 SCI

FUSE ASSEMBLY



88-79023A93

90 amp with 13/32 in. (10 mm) diameter mounting hole
Used on Verado power steering as well as various MerCruiser starter applications.

FUSE 50 AMP



88-79023A94

50 Amp fuse used with Power Steering System. APS to Battery
Power Steering System

FUSE COVER ASY



879346T24

Used with Fuse/Harness asy for Power Steering Systems
Power Steering Systems

FUSE/HARNESS ASSEMBLY



84-8M0144917

New 3 FT fuse /harness asy will be used with the new 50 amp Power Steering circuit. It will connect from the APS module to the battery. Used with Power Steering Pumps 892440A17,A18 and A19
Used on all Power Steering installations

84-8M0144923

New 5 FT fuse /harness asy will be used with the new 50 amp Power Steering circuit. It will connect from the APS module to the battery. Used with Power Steering Pumps 892440A17,A18 and A19
Used on all Power Steering installations

FUSE/HARNESS ASSEMBLY



84-8M0144924

New 10 FT fuse /harness asy will be used with the new 50 amp Power Steering circuit. It will connect from the APS module to the battery. Used with Power Steering Pumps 892440A17,A18 and A19
Used on all Power Steering installations

POWER STEERING HOSE- DAMPENER



32-897643A01

Hose used to reduce noise of the power steering system
Multiple Engine 150 4 strokes and Optimax (No Single engines) , Verado 135-200 4 cylinder, 200-300 Verado 6 cylinder, 350 SCI

SYNTHETIC POWER STEERING FLUID SAE 0W-30



92-858076K01

Recommended for electric power steering systems such as Verado.
Recommended for transmission and steering and actuator systems for Zeus drives
Priced individually, sold @ multiples of 12
236 ml (8 fl oz) plastic bottle
Mercury Branded

SYNTHETIC POWER STEERING FLUID SAE 0W-30



92-858077K01

Recommended for electric power steering systems such as Verado, JPO and Axis Gen I only. Recommended for transmission and steering and actuator systems for Zeus drives

Priced individually, sold @ multiples of 6

946 ml (32 fl oz) plastic bottle

Mercury Branded

DUAL ENGINE ADAPTER-P/S "Y" HARNESS



84-892868T01

Used to connect two engines and two signal harnesses together to run both engine from one power module. "Y" harness

Verado Engines 200-300 HP and 350 SCI - Optional on 135-200 HP

TRIPLE ENGINE ADAPTER- P/S "Y" HARNESS



84-892868T02

Used to connect three engines and three signal harnesses together to run three engine from one power module. Each engine requires a signal harness hooked up to the Power Module.

2005 Verado Engines 200-300 HP and 350 SCI - Optional on 135-200 4 cylinder Verado

QUAD ENGINE ADAPTER- P/S "Y" HARNESS



84-892868T03

Used to connect four engines and four signal harnesses together to run Quad engines from one power module. Each engine requires a signal harness hooked up to the Power Module.

2006 Verado Engines 200-300 HP and 350 SCI - Optional on 135-200 4 cylinder verado

HARNESS- POWER STEERING - SIGNAL



84-8M0138676

Connects the power steering module to the engine which provides communication from engine to the power steering. 10 foot length. Multiple engine installations require one harness per engine.

Verado Engines 200-400 HP - Optional on 135-200 HP

84-8M0138677

Connects the power steering module to the engine which provides communication from engine to the power steering. 20 foot length. Multiple engine installations require one harness per engine.

Verado Engines 200-400 HP - Optional on 135-200 HP

84-8M0138678

Connects the power steering module to the engine which provides communication from engine to the power steering. 30 foot length. Multiple engine installations require one harness per engine.

Verado Engines 200-400 HP - Optional on 135-200 HP

80 AMP AUTOMATIC POWER SWITCH



87-8M0133815

Up to three batteries can be used on the 80 Amp automatic power switch

Used with multiple engine/battery installations when a Verado power steering pump is used. Allows the Power steering pump to run off of either the port or starboard crank battery.

ELECTRICAL ISOLATOR KIT- DUAL OPTI AND 150 FOURSTROKE



8M0073037

Used to add Power steering option to Dual OptiMax or 150 FourStroke engines
Dual OptiMax or 150 FourStroke Engines

ELECTRICAL ISOLATOR KIT- TRIPLE OPTI AND 150 FOURSTROKE



8M0073038

Used to add Power steering option to Triple OptiMax or 150 FourStroke engines
Triple OptiMax and 150 FourStroke Engines

POWER STEERING PRIMER MODULE




91-895040K01

Used to prep the Power Steering system. Module allows pump to be run without starting engine. Allows bleeding and testing of power Steering system out of the water.

Verado Engines 200-300 HP- Optional on 135-200 HP

HOSE KIT- P/S AND MERCURY HYDRAULIC -CYL/HELM



32-8M0046914

Kit includes two hoses of same length (2 ft) to connect the Helm to the Cylinder on the engine.

Verado Engines 200-300 HP- 135-200 HP (Power Steering and Mercury Hydraulic Steering) MCM Power Steering (879273A01/A02) 350 SCI
Mercury Branded

32-8M0046915

Kit includes two hoses of same length (3 ft) to connect the Helm to the Cylinder on the engine.

Verado Engines 200-300 HP- 135-200 HP (Power Steering and Mercury Hydraulic Steering) MCM Power Steering (879273A01/A02) 350 SCI

32-8M0046916

Kit includes two hoses of same length (4 ft) to connect the Helm to the Cylinder on the engine.

Verado Engines 200-300 HP- 135-200 HP (Power Steering and Mercury Hydraulic Steering) MCM Power Steering (879273A01/A02) 350 SCI

32-8M0046917

Kit includes two hoses of same length (5 ft) to connect the Helm to the Cylinder on the engine.

Verado Engines 200-300 HP- 135-200 HP (Power Steering and Mercury Hydraulic Steering) MCM Power Steering (879273A01/A02) 350 SCI

32-8M0046918

Kit includes two hoses of same length (6 ft) to connect the Helm to the Cylinder on the engine.

Verado Engines 200-300 HP- 135-200 HP (Power Steering and Mercury Hydraulic Steering) MCM Power Steering (879273A01/A02) 350 SCI

32-8M0046919

Kit includes two hoses of same length (7 ft) to connect the Helm to the Cylinder on the engine.

Verado Engines 200-300 HP- 135-200 HP (Power Steering and Mercury Hydraulic Steering) MCM Power Steering (879273A01/A02) 350 SCI

32-8M0046920

Kit includes two hoses of same length (8 ft) to connect the Helm to the Cylinder on the engine.

Verado Engines 200-300 HP- 135-200 HP (Power Steering and Mercury Hydraulic Steering) MCM Power Steering (879273A01/A02) 350 SCI

32-8M0046921

Kit includes two hoses of same length (10 ft) to connect the Helm to the Cylinder on the engine.

Verado Engines 200-300 HP- 135-200 HP (Power Steering and Mercury Hydraulic Steering) MCM Power Steering (879273A01/A02) 350 SCI

32-8M0046922

Kit includes two hoses of same length (12 ft) to connect the Helm to the Cylinder on the engine.

Verado Engines 200-300 HP- 135-200 HP (Power Steering and Mercury Hydraulic Steering) MCM Power Steering (879273A01/A02) 350 SCI

32-8M0046923

Kit includes two hoses of same length (14 ft) to connect the Helm to the Cylinder on the engine.

Verado Engines 200-300 HP- 135-200 HP (Power Steering and Mercury Hydraulic Steering) MCM Power Steering (879273A01/A02) 350 SCI


32-8M0046924

Kit includes two hoses of same length (16 ft) to connect the Helm to the Cylinder on the engine.

Verado Engines 200-300 HP- 135-200 HP (Power Steering and Mercury Hydraulic Steering) MCM Power Steering (879273A01/A02) 350 SCI



HOSE- PRESSURE- DUAL STATION



32-8M0148099

Used to connect dual station/ Helm together (6 ft) Power Steering
Verado Engines - 135 to 350 HP Power Steering Can also be used for MCM PS System

32-892825008

Used to connect dual station/ Helm together (8 ft) Power Steering
Verado Engines - 135 to 300 HP Power Steering Can also be used for MCM PS System

32-892825010

Used to connect dual station/ Helm together (10 ft) Power Steering
Verado Engines - 135 to 300 HP Power Steering Can also be used for MCM PS System

32-892825012

Used to connect dual station/ Helm together (12 ft) Power Steering
Verado Engines - 135 to 300 HP Power Steering Can also be used for MCM PS System

32-892825014

Used to connect dual station/ Helm together (14 ft) Power Steering
Verado Engines - 135 to 300 HP Power Steering Can also be used for MCM PS System

32-892825016

Used to connect dual station/ Helm together (16 ft) Power Steering
Verado Engines - 135 to 300 HP Power Steering Can also be used for MCM PS System

32-892825018

Used to connect dual station/ Helm together (18 ft) Power Steering
Verado Engines - 135 to 300 HP Power Steering Can also be used for MCM PS System

32-892825020

Used to connect dual station/ Helm together (20 ft) Power Steering
Verado Engines - 135 to 300 HP Power Steering Can also be used for MCM PS System

32-892825022

Used to connect dual station/ Helm together (22 ft) Power Steering
Verado Engines - 135 to 300 HP Power Steering Can also be used for MCM PS System

32-892825024

Used to connect dual station/ Helm together (24 ft) Power Steering
Verado Engines - 135 to 300 HP Power Steering Can also be used for MCM PS System

32-892825026

Used to connect dual station/ Helm together (26 ft) Power Steering
Verado Engines - 135 to 300 HP Power Steering Can also be used for MCM PS System

POWER STEERING HOSE- DAMPENER



32-897643A01

Hose used to reduce noise of the power steering system
Multiple Engine 150 4 strokes and Optimax (No Single engines) , Verado 135-200 4 cylinder, 200-300 Verado 6 cylinder, 350 SCI

FITTING - BULKHEAD 3/4 IN. MALE TO MALE



22-892517

Fitting - Bulkhead 3/4 in. Male To Male.
Used to install a bulkhead installation 0 in. to 3/4 in Maximum wall thickness grip length- Power Steering.

FITTING- BULKHEAD 3 IN. MALE TO MALE



22-892518

Fitting- Bulkhead 3 in. - Male To Male
Power Steering Fittings.
Used to install bulkhead installations 3/4 in. to 3 in. maximum wall thickness grip length.

STRAIGHT FITTING 9/16 IN.



22-892519

Fitting- Straight 9/16 in. to Cylinder - 6 to 4. Power Steering fittings. Allows straight cylinder hose connections at Outboard Steering cylinder vs 90 degree (replaces 889552)

TEE FITTING MALE 9/16 IN.



22-892520

Tee Fitting Male 9/16 in. Power Steering Fitting- Allows Tee connection of the cylinder hose ends Verado Engines - 135 to 300 HP Power Steering

TEE FITTING FEMALE 9/16 IN.



22-892521

Tee Fitting Female 9/16 in. Power Steering Fitting- Allows "T" connection of 2 cylinder hoses ends with cylinder of helm fittings Verado Engines - 135 to 300 HP Power Steering

CAP MALE 9/16 IN.



22-892522

Cap - Zinc plated brass 9/16 in. Male. Power Steering Fitting- allows you to cap cylinder hoses for service

CAP MALE 11/16 IN.



22-892523

Cap - Zinc plated brass 11/16 in. Male. Power Steering Fitting- allows you to cap pressure hoses for service

CAP FEMALE 9/16 IN.



22-892524

Cap - Zinc plated brass 9/16 in. Female. Power Steering Fittings- allows you to cap cylinder:helm (right and left) fittings for service Verado Engines - 135 to 300 HP Power Steering

CAP BRASS FEMALE 11/16 IN.



22-892525

Cap - Zinc plated brass Female 11/16 in. Power Steering Fittings- Allows you to cap helm for service

UNION FITTING MALE TO MALE 9/16 IN.



22-892526

Union Fitting Male to Male 9/16 in. Power Steering Fittings-- For connecting 2 cylinder hoses end to end

UNION FITTING MALE TO MALE 11/16 IN.



22-892527

Union Fitting Male to Male 11/16 in. Power Steering Fittings- to connect 2 pressure hoses end to end

ELBOW FITTING FEMALE 9/16 IN.



22-892528

Elbow Fitting Female to Male 9/16 in.. Power Steering Fittings to allow 90 degree connection at helm (R&L port)
Verado Engines - 135 to 300 HP Power Steering

FITTING KIT BULKHEAD



64-8M0088973

Improved bulkhead fitting kit with chrome housing for multiple hose installations. Multiple Hose Installations for Compression style hoses.

ELBOW- FEMALE TO MALE



22-897726

Female to Male .6875 Inch (11/16)
Power Steering Fittings- To allow 90 degree connection at helm (R&L port)
Power Steering Fittings

POWER STEERING HOSE KITS-JOYSTICK PILOTING

JOYSTICK PILOTING STEERING HOSES



32-8M0078210

Kit includes two hoses of the same length (10 ft) for use on Joystick Piloting. The hoses will route from the pump to the bulk head fitting.
Can be used on Verado 250-350 HP and 400R Joystick installations.

JOYSTICK PILOTING HOSES

32-8M0078211

Kit includes two hoses of the same length (12 ft) for use on Joystick Piloting. The hoses will route from the pump to the bulk head fitting.
Can be used on Verado 250-350 HP and 400R Joystick installations.

32-8M0078212

Kit includes two hoses of the same length (14 ft) for use on Joystick Piloting. The hoses will route from the pump to the bulk head fitting.
Can be used on Verado 250-350 HP and 400R Joystick installations.

32-8M0078213

Kit includes two hoses of the same length (16 ft) for use on Joystick Piloting. The hoses will route from the pump to the bulk head fitting.
Can be used on Verado 250-350 HP and 400R Joystick installations.

32-8M0078214

Kit includes two hoses of the same length (18 ft) for use on Joystick Piloting. The hoses will route from the pump to the bulk head fitting.
Can be used on Verado 250-350 HP and 400R Joystick installations.

32-8M0078215

Kit includes two hoses of the same length (20 ft) for use on Joystick Piloting. The hoses will route from the pump to the bulk head fitting.
Can be used on Verado 250-350 HP and 400R Joystick installations.

32-8M0078216

Kit includes two hoses of the same length (22 ft) for use on Joystick Piloting. The hoses will route from the pump to the bulk head fitting.
Can be used on Verado 250-350 HP and 400R Joystick installations.

32-8M0078217

Kit includes two hoses of the same length (24 ft) for use on Joystick Piloting. The hoses will route from the pump to the bulk head fitting.
Can be used on Verado 250-350 HP and 400R Joystick installations.

32-8M0032520

Kit includes two hoses of same length (26 ft) for use on Joystick Piloting. The hoses will route from the pump to the bulk head fitting.
Can be used on Verado 250-350 HP and 400R Joystick installations.

32-8M0032530

Kit includes two hoses of the same length (28 ft) for use on Joystick Piloting. The hoses will route from the pump to the bulk head fitting.
Can be used on Verado 250-350 HP and 400R Joystick installations.

32-8M0032547

Kit includes two hoses of the same length (30 ft) for use on Joystick Piloting. The hoses will route from the pump to the bulk head fitting.
Can be used on Verado 250-350 HP and 400R Joystick installations.

32-8M0032630

Kit includes two hoses of the same length (32 ft) for use on Joystick Piloting. The hoses will route from the pump to the bulk head fitting.
Can be used on Verado 250-350 HP and 400R Joystick installations.

TIE BAR KITS

HEAVY DUTY TIE BAR KIT- DUAL



8M0096314

Heavy Duty 26 inch Tie Bar allows two engines to be attached together +/- 1.25 inches.
Tie Bar has been engineered for higher horse power applications with improved retaining design.
26 +/- 1.25 inches
2.6L L6 Gen 5 and 4.6L Verado Engines.

8M0096315

Heavy Duty 28 inch Tie Bar allows two engines to be attached together +/- 1.25 inches.
Tie Bar has been engineered for higher horse power applications with improved retaining design.
28 +/- 1.25 inches
2.6L L6 Gen 5 and 4.6L Verado Engines.

8M0096316

Heavy Duty 30 inch Tie Bar allows two engines to be attached together +/- 1.25 inches.
Tie Bar has been engineered for higher horse power applications with improved retaining design.
30 +/- 1.25 inches
2.6L L6 Gen 5 and 4.6L Verado Engines.

8M0096317

Heavy Duty 32 inch Tie Bar allows two engines to be attached together +/- 1.25 inches.
Tie Bar has been engineered for higher horse power applications with improved retaining design.
32 +/- 1.25 inches
2.6L L6 Gen 5 and 4.6L Verado Engines.

8M0096319

Heavy Duty 34 inch Tie Bar allows two engines to be attached together +/- 1.25 inches.
Tie Bar has been engineered for higher horse power applications with improved retaining design.
34 +/- 1.25 inches
2.6L L6 Gen 5 and 4.6L Verado Engines.

8M0097267

Heavy Duty 36 inch Tie Bar allows two engines to be attached together +/- 1.25 inches.
Tie Bar has been engineered for higher horse power applications with improved retaining design.
36 +/- 1.25 inches
2.6L L6 Gen 5 and 4.6L Verado Engines.

HEAVY DUTY TIE BAR ADD AN ENGINE KIT



8M0096320

Add An Engine 26 inch Tie Bar allows triple and quad engines to be attached together +/- 1.25 inches.
Tie Bar has been engineered for higher horse power applications with improved heavy duty design.
26 +/- 1.25 inches
2.6L L6 Gen 5 and 4.6L Verado Engines.

8M0096321

Add An Engine 28 inch Tie Bar allows triple and quad engines to be attached together +/- 1.25 inches.
Tie Bar has been engineered for higher horse power applications with improved heavy duty design.
28 +/- 1.25 inches
2.6L L6 Gen 5 and 4.6L Verado Engines.

8M0096322

Add An Engine 30 inch Tie Bar allows triple and quad engines to be attached together +/- 1.25 inches.
Tie Bar has been engineered for higher horse power applications with improved heavy duty design.
30 +/- 1.25 inches
2.6L L6 Gen 5 and 4.6L Verado Engines.

8M0096323

Add An Engine 32 inch Tie Bar allows triple and quad engines to be attached together +/- 1.25 inches.
Tie Bar has been engineered for higher horse power applications with improved heavy duty design.
32 +/- 1.25 inches
2.6L L6 Gen 5 and 4.6L Verado Engines.

8M0096324

Add An Engine 34 inch Tie Bar allows triple and quad engines to be attached together +/- 1.25 inches.
Tie Bar has been engineered for higher horse power applications with improved heavy duty design.
34 +/- 1.25 inches
2.6L L6 Gen 5 and 4.6L Verado Engines.

8M0097268

Add An Engine 36 inch Tie Bar allows triple and quad engines to be attached together +/- 1.25 inches.
Tie Bar has been engineered for higher horse power applications with improved heavy duty design.
36 +/- 1.25 inches
2.6L L6 Gen 5 and 4.6L Verado Engines.

TIE BAR KIT- DUAL



8M0088753

Allows two engines to be attached together 30" to 32 "
New Tie Bar has added plating for improved protection and new retaining design
Now comes in 2 inch increments
Verado Engines 200-300 HP and 350 SCI (5 inch maximum vertical offset between engines)

TIE BAR- SINGLE CYLINDER DUAL ENGINE



64-8M0063473

This tie bar can be used on a dual installation with just one cylinder. 26 inch length with 1 inch of total adjustability.

75-115 HP EFI 4 Stroke OB (s/n 1B366823 & above), 150 4 Stroke, 135-200 4 cylinder Verado, OptiMax, and 3.4 & 4.6L FourStrokes up to 250hp. Use only with Mercury cylinders for dual engine applications

64-8M0063474

This tie bar can be used on a dual installation with just one cylinder. 28 inch length with 1 inch of total adjustability.

75-115 HP EFI 4 Stroke OB (s/n 1B366823 & above), 150 4 Stroke, 135-200 4 cylinder Verado, OptiMax, and 3.4 & 4.6L FourStrokes up to 250hp. Use only with Mercury cylinders for dual engine applications.

64-8M0063475

This tie bar can be used on a dual installation with just one cylinder. 30 inch length with 1 inch of total adjustability.

75-115 HP EFI 4 Stroke OB (s/n 1B366823 & above), 150 4 Stroke, 135-200 4 cylinder Verado, OptiMax, and 3.4 & 4.6L FourStrokes up to 250hp. Use only with Mercury cylinders for dual engine applications.

64-8M0063476

This tie bar can be used on a dual installation with just one cylinder. 32 inch length with 1 inch of total adjustability.

75-115 HP EFI 4 Stroke OB (s/n 1B366823 & above), 150 4 Stroke, 135-200 4 cylinder Verado, OptiMax, and 3.4 & 4.6L FourStrokes up to 250hp. Use only with Mercury cylinders for dual engine applications.

64-8M0063477

This tie bar can be used on a dual installation with just one cylinder. 34 inch length with 1 inch of total adjustability.

75-115 HP EFI 4 Stroke OB (s/n 1B366823 & above), 150 4 Stroke, 135-200 4 cylinder Verado, OptiMax, and 3.4 & 4.6L FourStrokes up to 250hp. Use only with Mercury cylinders for dual engine applications.

TIE BARS - DUAL ENGINES



64-892789Q22

26 Inches long with 1 inch of total adjustability. Outboard centerline spacing of 66.0 cm (26 in.)

For use with the 75-115 hp EFI FourStroke (s/n 1B366823 & above), 175-200 L4 Verado, V6 OptiMax, and 3.4 & 4.6L FourStrokes - Up to 600 HP dual Install with one Counter Rotation Engine. Also used on multiple 150 4 strokes.

64-892789Q23

28 Inches long with 1 inch of total adjustability. Outboard centerline spacing of 71.1 cm (28 in.)

For use with the 75-115 hp EFI FourStroke (s/n 1B366823 & above), 175-200 L4 Verado, V6 OptiMax, and 3.4 & 4.6L FourStrokes - Up to 600 HP dual Install with one Counter Rotation Engine. Also used on multiple 150 4 strokes.

64-892789Q25

30 Inches long with 1 inch of total adjustability. Outboard centerline spacing of 76.2 cm (30 in.)

For use with the 75-115 hp EFI FourStroke (s/n 1B366823 & above), 175-200 L4 Verado, V6 OptiMax, and 3.4 & 4.6L FourStrokes - Up to 600 HP dual Install with one Counter Rotation Engine. Also used on multiple 150 4 strokes.

64-892789Q26

32 Inches long with 1 inch of total adjustability. Outboard centerline spacing of 81.3 cm (32 in.)

For use with the 75-115 hp EFI FourStroke (s/n 1B366823 & above), 175-200 L4 Verado, V6 OptiMax, and 3.4 & 4.6L FourStrokes - Up to 600 HP dual Install with one Counter Rotation Engine. Also used on multiple 150 4 strokes.

64-892789Q27

34 Inches long with 1 inch of total adjustability. Outboard centerline spacing of 86.4 cm (34 in.)

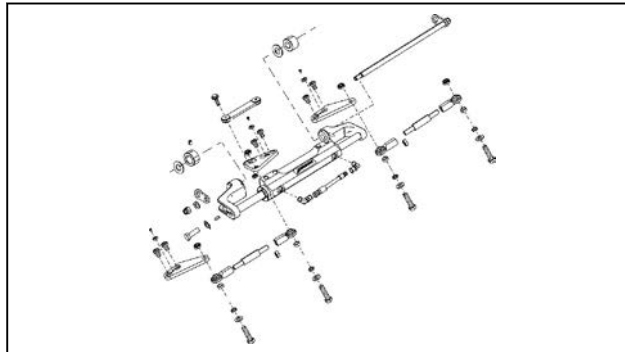
For use with the 75-115 hp EFI FourStroke (s/n 1B366823 & above), 175-200 L4 Verado, V6 OptiMax, and 3.4 & 4.6L FourStrokes - Up to 600 HP dual Install with one Counter Rotation Engine. Also used on multiple 150 4 strokes.

64-892789Q24

36 Inches long with 1 inch of total adjustability. Outboard centerline spacing of 91.5 cm (36 in.)

For use with the 75-115 hp EFI FourStroke (s/n 1B366823 & above), 175-200 L4 Verado, V6 OptiMax, and 3.4 & 4.6L FourStrokes - Up to 600 HP dual Install with one Counter Rotation Engine. Also used on multiple 150 4 strokes.

TIE BARS - TRIPLE ENGINES



892789Q32

26 Inches long with 1 inch of total adjustability. Outboard centerline spacing of 66.0 cm (26 in.)

For use with the 175-200 L4 Verado, V6 OptiMax, and 3.4 & 4.6L FourStrokes. Also used on multiple 150 4 strokes.

892789Q33

28 Inches long with 1 inch of total adjustability. Outboard centerline spacing of 71.1 cm (28 in.)

For use with the 175-200 L4 Verado, V6 OptiMax, and 3.4 & 4.6L FourStrokes. Also used on multiple 150 4 strokes.

LIQUID TIE BAR KIT



893396A02

Sequence valve for use with dual engines mounted more than 34 inches apart. With additional steering cylinder with wide dual engines, steering cylinders are connected in series. Valve allows for alignment / re-alignment. Add additional cylinder on counter rotation engines. (Verado 200-350 HP)

2005 and newer Verado Engines 135-400 HP, and can also be used with the 75-115 EFI FourStroke outboard (s/n 1B366823 & above).

BRACKET- TIE BAR (WITH BOSSES)



892367T03

Bracket that allows you to install the magnet on the Rudder Feedback Kit. Bracket with bosses needed to mount the magnet.
Verado 200-300 HP engines.

TIE BAR KIT - PORT MOUNTED KICKER



898370A03

Tie bar for Manual Hydraulic Steering System to attach primary engine to kicker engine. Engine will be mounted on the Port side of the primary engine
Verado 175-200 HP as well as Mercury's bolt-on steering system for OptiMax, 75-115 FourStrokes, and the 3.4 and 4.6L FourStrokes.

TIE BAR KIT - STARBOARD MOUNTED KICKER



898966A02

Tie bar for Manual Hydraulic Steering System to attach primary engine to kicker engine. Engine will be mounted on the Starboard side of the primary engine
Verado 175-200 HP as well as Mercury's bolt-on steering system for OptiMax, 75-115 FourStrokes, and 3.4 & 4.6L FourStrokes.

DRIVE BRACKET ONLY



67-892763A15

Heavy duty stainless steel bracket.
Bracket used on Panther Model 55-2700
Panther Model 55-2750

BRACKET-KICKER ENGINE ATTACHMENT



892822A02

Unique bracket used to hook up a kicker engine with Verado. Special bracket is attached to Verado engine to allow attachments.
2005 Verado Engines 200-300 HP

KICKER ENGINE BRACKET

8M0097850

Bracket is used to mount a kicker engine with a Verado engine.
Bracket is used on Gen 5 Verado engines

TROLLING MOTOR TIE BAR KIT WITHOUT DRIVE UNIT



67-892763A24

Heavy duty auxiliary steering kit connects an auxiliary trolling motor to your main motor. It is 1/2 inch thick. Ideal for large Walleye/ Great Lakes boats with rough water running conditions

Panther Model 55-2700

TROLLING MOTOR TIE BAR KIT



67-892763A14

Heavy duty auxiliary steering kit connects an auxiliary trolling motor to your main motor. It is 1/2 inch thick. Drive bracket is 100% stainless steel. Ideal for large Walleye/ Great Lakes boats with rough water running conditions

Panther Model 55-2700

175HP+ KICKER ELECTRICAL KIT

Image not Available.

8M0149838

This system allows you to run your kicker engine and use the power steering system without your primary engine running. This system allows you to connect to a deep cell battery (not your starter battery) and the system will provide normal power steering from the wheel. The system will alert you when your auxiliary battery is below 9.5 volts. This signal means that you must start your primary engine to change the battery system. This kit will save the starting battery for primary starting use only. Must select the appropriate isolator to be paired with this system, dependent on engine configuration.

175hp+ power steering systems with a kicker engine. 200-350 Verado 2015 (Gen 5) and newer and all 175-300hp 3.4L and 4.6L engines.

HYDRAULIC STEERING - BASIC AND HEAVY DUTY SYSTEMS

Both the Basic and the Heavy Duty Hydraulic Systems in this section will use the hoses listed. (8M0053474 to 8M0053492) Note that the Basic is for single engines only - 150 HP and below. The Heavy Duty systems are for single engines above 150 HP as well as multiple engines. Fittings are listed in this section that can be installed to the compression style connections.

CYLINDER - HYDRAULIC - STANDARD

Image not Available.

8M0141911

This Basic hydraulic cylinder has the same robust performance design requirement as our heavy duty cylinder. It is qualified to the same 300,000 cycle as our other steering systems, has high strength fasteners, stainless steel arm, heavy duty triple seal cartridges for enhanced durability and longevity high quality fittings using swaged compression style hose connections.

All Single Outboard - 150 HP and below
(1.5L Opti engine requires the special arm - cylinder 8M0056619)

CYLINDER - HYDRAULIC - STANDARD



8M0056619

This Basic hydraulic cylinder has the same robust performance design requirement as our heavy duty cylinder. It is qualified to the same 300,000 cycle as our other steering systems, has high strength fasteners, stainless steel arm, with a special bend for clearance, heavy duty triple seal cartridges for enhanced durability and longevity. High quality fittings using swaged compression style hose connections.
Mercury OB - 1.5L OptiMax

HYDRAULIC HELM - BASIC SYSTEM



8M0050098

This hydraulic helm is a std 20 CC / 1.2 Cu Inch helm with compression style fittings. It is used with the 8M0054993 Basic cylinder. The shaft is anodized steel with a composite tank. The pressure relief is 1000 PSI for high torque applications for improved performance. (5.2 Lock to lock wheel turns).
Single engine 75-150 HP (includes new 150 HP 4 Stroke)

HYDRAULIC HELM - BASIC SYSTEM



8M0050099

This hydraulic helm is a Tilt 20 CC / 1.2 Cu Inch helm with compression style fittings. It is used with the 8M0054993 Basic cylinder. The shaft is anodized steel with a composite tank. The pressure relief is 1000 PSI for high torque applications for improved performance. (5.2 Lock to lock wheel turns).
Single engine 75-150 HP OB (Includes new 150 HP 4 stroke)

HYDRAULIC HELM AND CYLINDER- SMALL- STD W-O HOSES



8M0077699

This kit includes a small cylinder and a new 1.2 Cubic Inch (20cc) Standard Helm. They do not come with hoses, you will need to order Compression Style fitting hoses 8M0053474 thru 8M0053491 hose kits (1000 PSI relief).
Used on any brand Single Engine Outboard 150 HP and below

HYDRAULIC HELM AND CYLINDER- SMALL- TILT W-O HOSES



8M0077701

This kit includes a small cylinder and a new 1.2 Cubic Inch (20cc) Tilt Helm. They do not come with hoses, you will need to order Compression Style fitting hoses 8M0053474 thru 8M0053491 hose kits (1000 PSI relief).

Used on any brand Single Engine Outboard 150 HP and below

CYLINDER WITH COMPRESSION STYLE FITTINGS



8M0050097

Heavy Duty Hydraulic standard cylinder that uses compression hoses 8M0053474 - 8M005053491. This cylinder is tested to Mercury's rigid standards that include higher loads and cycle testing to 300,000 cycles. It includes machined, high strength fasteners, electro polished SS arm, and heavy duty triple seal cartridges for enhanced durability and longevity

135-300 HP OPTI Max Outboards and 4 Cylinder Verado (Hydraulic only) Use on single, dual and triple installations

CYLINDER WITH COMPRESSION STYLE FITTINGS- PORT



8M0056145

Heavy Duty Hydraulic cylinder counter rotation that uses compression hoses 8M0053474 - 8M005053491. This cylinder is tested to Mercury's rigid standards that include higher loads and cycle testing to 300,000 cycles. It includes machined, high strength fasteners, electro polished SS arm, and heavy duty triple seal cartridges for enhanced durability and longevity

135-300 HP OPTI Max Outboards and 4 Cylinder Verado (Hydraulic only) Use on dual and triple installations (Counter rotation)

HYDRAULIC HELM PUMP - COMPRESSION STYLE FITTINGS



8M0056139

Front Mount Standard helm - 1.5 cu in (25 CC.) displacement. Approximately 5 turns lock to lock on singles (Use Compression style fittings and hoses) and 8 on dual cylinders

Compact design

Built-in valve for positive rudder lock

Integral relief valve for over pressure protection- 1500 PSI

Use with cylinder 8M0050097 and hoses 8M0053474 thru 8M0053492. Use on single or multiple OptiMax powered boats. Use on Verado 4 cylinder Hydraulic steering installation.

8M0056140

Front Mount Tilt helm - 1.5 cu in (25 CC.) displacement. Approximately 5 turns lock to lock on singles and 8 on dual cylinders

Compact design

Built-in valve for positive rudder lock

Integral relief valve for over pressure protection - 1500 PSI (Use

Compression style fittings and hoses)

Use with cylinder 8M0050097 and hoses 8M0053474 thru 8M0053492. Use on single or multiple OptiMax powered boats. Use on Verado 4 cylinder Hydraulic steering installation.

8M0056141

Front Mount Standard helm - 2.0 cu in (33CC.) displacement. Approximately 4.7 turns lock to lock on singles and 7.3 on dual cylinders

Compact design

Built-in valve for positive rudder lock

Integral relief valve for over pressure protection - 1500 PSI (Use

Compression style fittings and hoses)

Use with cylinder 8M0050097 and hoses 8M0053474 thru 8M0053492. Use on single or multiple OptiMax powered boats. Use on Verado 4 cylinder Hydraulic steering installation.

8M0056142

Front Mount Tilt helm - 2.0 cu in (33 CC.) displacement. Approximately 4.7 turns lock to lock on singles and 7.3 on dual cylinders

Compact design

Built-in valve for positive rudder lock

Integral relief valve for over pressure protection - 1500 PSI (Use

Compression style fittings and hoses)

Use with cylinder 8M0050097 and hoses 8M0053474 thru 8M0053492. Use on single or multiple OptiMax powered boats. Use on Verado 4 cylinder Hydraulic steering installation.

HYDRAULIC HELM PUMP -Q/S



8M0056143

Front Mount 2.4 cu in (39 CC) displacement. Approximately 3 turns lock to lock on singles (Use Compression style fittings and hoses) and 6.5 on dual cylinders

Compact design
Built-in valve for positive rudder lock
Integral relief valve for over pressure protection

Hydraulic Steering for Verado 135 to 175-4 stroke engines
Also can be used on OptiMax with Mercury hydraulic cylinder and hoses. Also can be used on OptiMax with Mercury hydraulic cylinder and hoses Also can be used on 75-115 4 stroke and 1.5L opti 75-115 HP
Use cylinder 8M0050097 for Std and 8M0056145 for counter for multiple engine installs. Hose series is 8M0053474 thru 8M0053492

HYDRAULIC HELM PUMP -Q/S-TILT



8M0056144

Front Mount 2.4 cu in (39 CC) displacement. Approximately 3 turns lock to lock on singles (Use Compression style fittings and hoses) and 6.5 on dual cylinders

Compact design
Tilt Range of 48 Deg and 5 locking positions
Built-in valve for positive rudder lock
Integral relief valve for over pressure protection

Hydraulic Steering for Verado 135 to 175-4 stroke engines
Also can be used on OptiMax with Mercury hydraulic cylinder and hoses. Also can be used on OptiMax with Mercury hydraulic cylinder and hoses Also can be used on 75-115 4 stroke and 1.5L opti 75-115 HP
Use cylinder 8M0050097 for Std and 8M0056145 for counter for multiple engine installs. Hose series is 8M0053474 thru 8M0053492

HYDRAULIC STEERING KIT -Q/S



8M0073922

Quicksilver 1.5 cu in displacement Std Helm kit with Cylinder and Hoses. (14 ft) Approximately 5 turns lock to lock on a single engine

Hydraulic Steering - 75 HP engines and above (Use with Compression type hoses 8M0053473 thru 8M0053449)

8M0073923

Quicksilver 1.5 cu in displacement Std Helm kit with Cylinder and Hoses. (16 ft) Approximately 5 turns lock to lock on a single engine

Hydraulic Steering - 75 HP engines and above (Use with Compression type hoses 8M0053473 thru 8M0053449)

8M0073924

Quicksilver 1.5 cu in displacement Std Helm kit with Cylinder and Hoses. (18 ft) Approximately 5 turns lock to lock on a single engine

Hydraulic Steering - 75 HP engines and above (Use with Compression type hoses 8M0053473 thru 8M0053449)

8M0073925

Quicksilver 1.5 cu in displacement Std Helm kit with Cylinder and Hoses. (20 ft) Approximately 5 turns lock to lock on a single engine

Hydraulic Steering - 75 HP engines and above (Use with Compression type hoses 8M0053473 thru 8M0053449)

8M0073927

Quicksilver 1.5 cu in displacement Std Helm kit with Cylinder and Hoses. (22 ft) Approximately 5 turns lock to lock on a single engine

Hydraulic Steering - 75 HP engines and above (Use with Compression type hoses 8M0053473 thru 8M0053449)

8M0073928

Quicksilver 1.5 cu in displacement Std Helm kit with Cylinder and Hoses. (24 ft) Approximately 5 turns lock to lock on a single engine

Hydraulic Steering - 75 HP engines and above (Use with Compression type hoses 8M0053473 thru 8M0053449)

HYDRAULIC HOSE - COMPRESSION STYLE FITTINGS



32-8M0053474

New high strength 1500 PSI hose with compression type fittings. Fittings are made of brass with a nickel plating for extra corrosion resistance. (2 ft)

Used with 8M0054993/8M0056619 "Basic" Cylinders as well as the 8M0050097/8M0054145 "Heavy Duty" systems. Also match to helms 8M0050098/8M0050099 and 8M0056139 thru 8M0056144

32-8M0053475

New high strength 1500 PSI hose with compression type fittings. Fittings are made of brass with a nickel plating for extra corrosion resistance. (3 ft)

Used with 8M0054993/8M0056619 Basic Cylinders as well as the 8M0050097/8M0054145 Heavy Duty systems. Also match to helms 8M0050098/8M0050099 and 8M0056139 thru 8M0056144

32-8M0053476

New high strength 1500 PSI hose with compression type fittings. Fittings are made of brass with a nickel plating for extra corrosion resistance. (4 ft)

Used with 8M0054993/8M0056619 Basic Cylinders as well as the 8M0050097/8M0054145 Heavy Duty systems. Also match to helms 8M0050098/8M0050099 and 8M0056139 thru 8M0056144

32-8M0053477

New high strength 1500 PSI hose with compression type fittings. Fittings are made of brass with a nickel plating for extra corrosion resistance. (5 ft)

Used with 8M0054993/8M0056619 Basic Cylinders as well as the 8M0050097/8M0054145 Heavy Duty systems. Also match to helms 8M0050098/8M0050099 and 8M0056139 thru 8M0056144

32-8M0053478

New high strength 1500 PSI hose with compression type fittings. Fittings are made of brass with a nickel plating for extra corrosion resistance. (6 ft)

Used with 8M0054993/8M0056619 Basic Cylinders as well as the 8M0050097/8M0054145 Heavy Duty systems. Also match to helms 8M0050098/8M0050099 and 8M0056139 thru 8M0056144

STEERING

32-8M0053479

New high strength 1500 PSI hose with compression type fittings. Fittings are made of brass with a nickel plating for extra corrosion resistance. (7 ft)

Used with 8M0054993/8M0056619 Basic Cylinders as well as the 8M0050097/8M0054145 Heavy Duty systems. Also match to helms 8M0050098/8M0050099 and 8M0056139 thru 8M0056144

32-8M0053480

New high strength 1500 PSI hose with compression type fittings. Fittings are made of brass with a nickel plating for extra corrosion resistance. (8 ft)

Used with 8M0054993/8M0056619 Basic Cylinders as well as the 8M0050097/8M0054145 Heavy Duty systems. Also match to helms 8M0050098/8M0050099 and 8M0056139 thru 8M0056144

32-8M0053481

New high strength 1500 PSI hose with compression type fittings. Fittings are made of brass with a nickel plating for extra corrosion resistance. (10 ft)

Used with 8M0054993/8M0056619 Basic Cylinders as well as the 8M0050097/8M0054145 Heavy Duty systems. Also match to helms 8M0050098/8M0050099 and 8M0056139 thru 8M0056144

32-8M0053482

New high strength 1500 PSI hose with compression type fittings. Fittings are made of brass with a nickel plating for extra corrosion resistance. (12 ft)

Used with 8M0054993/8M0056619 Basic Cylinders as well as the 8M0050097/8M0054145 Heavy Duty systems. Also match to helms 8M0050098/8M0050099 and 8M0056139 thru 8M0056144

32-8M0053483

New high strength 1500 PSI hose with compression type fittings. Fittings are made of brass with a nickel plating for extra corrosion resistance. (14 ft)

Used with 8M0054993/8M0056619 Basic Cylinders as well as the 8M0050097/8M0054145 Heavy Duty systems. Also match to helms 8M0050098/8M0050099 and 8M0056139 thru 8M0056144

32-8M0053484

New high strength 1500 PSI hose with compression type fittings. Fittings are made of brass with a nickel plating for extra corrosion resistance. (16 ft)

Used with 8M0054993/8M0056619 Basic Cylinders as well as the 8M0050097/8M0054145 Heavy Duty systems. Also match to helms 8M0050098/8M0050099 and 8M0056139 thru 8M0056144

32-8M0053485

New high strength 1500 PSI hose with compression type fittings. Fittings are made of brass with a nickel plating for extra corrosion resistance. (18 ft)

Used with 8M0054993/8M0056619 Basic Cylinders as well as the 8M0050097/8M0054145 Heavy Duty systems. Also match to helms 8M0050098/8M0050099 and 8M0056139 thru 8M0056144

32-8M0053486

New high strength 1500 PSI hose with compression type fittings. Fittings are made of brass with a nickel plating for extra corrosion resistance. (20 ft)

Used with 8M0054993/8M0056619 Basic Cylinders as well as the 8M0050097/8M0054145 Heavy Duty systems. Also match to helms 8M0050098/8M0050099 and 8M0056139 thru 8M0056144

32-8M0053487

New high strength 1500 PSI hose with compression type fittings. Fittings are made of brass with a nickel plating for extra corrosion resistance. (22 ft)

Used with 8M0054993/8M0056619 Basic Cylinders as well as the 8M0050097/8M0054145 Heavy Duty systems. Also match to helms 8M0050098/8M0050099 and 8M0056139 thru 8M0056144

32-8M0053488

New high strength 1500 PSI hose with compression type fittings. Fittings are made of brass with a nickel plating for extra corrosion resistance. (24 ft)

Used with 8M0054993/8M0056619 Basic Cylinders as well as the 8M0050097/8M0054145 Heavy Duty systems. Also match to helms 8M0050098/8M0050099 and 8M0056139 thru 8M0056144

32-8M0053489

New high strength 1500 PSI hose with compression type fittings. Fittings are made of brass with a nickel plating for extra corrosion resistance. (26 ft)

Used with 8M0054993/8M0056619 Basic Cylinders as well as the 8M0050097/8M0054145 Heavy Duty systems. Also match to helms 8M0050098/8M0050099 and 8M0056139 thru 8M0056144

32-8M0053490

New high strength 1500 PSI hose with compression type fittings. Fittings are made of brass with a nickel plating for extra corrosion resistance. (28 ft)

Used with 8M0054993/8M0056619 Basic Cylinders as well as the 8M0050097/8M0054145 Heavy Duty systems. Also match to helms 8M0050098/8M0050099 and 8M0056139 thru 8M0056144

32-8M0053491

New high strength 1500 PSI hose with compression type fittings. Fittings are made of brass with a nickel plating for extra corrosion resistance. (30 ft)

Used with 8M0054993/8M0056619 Basic Cylinders as well as the 8M0050097/8M0054145 Heavy Duty systems. Also match to helms 8M0050098/8M0050099 and 8M0056139 thru 8M0056144

32-8M0053492

New high strength 1500 PSI hose with compression type fittings. Fittings are made of brass with a nickel plating for extra corrosion resistance. (32 ft)

Used with 8M0054993/8M0056619 Basic Cylinders as well as the 8M0050097/8M0054145 Heavy Duty systems. Also match to helms 8M0050098/8M0050099 and 8M0056139 thru 8M0056144

VENTED HELM CAP-VCAP



64-891667Q01

VCAP Vented helm cap for use on Q/S helms 891665Q02 and 891666Q01

NON VENTED CAP



19-898432

Required for dual station installations of steering system.

REMOTE FILL KIT FOR HYDRAULIC STEERING



64-889934A05

Remote fill adapter for rear mount and tilt mount Hydraulic pumps Hydraulic Steering for Verado 135 to 200-4 stroke engines Also can be used on OptiMax with Mercury hydraulic cylinder and hoses

HYDRAULIC STEERING ARM



898082A03

This arm attaches the cylinder to the engine for 1.5L OptiMax engines. Remove existing arm on 898349A01 cylinder and replace it with this arm for proper clearances
1.5L OptiMax engines

VENTED HELM CAP-VCAP



64-891667Q01

VCAP Vented helm cap for use on Q/S helms 891665Q02 and 891666Q01

ADAPTER FOR POWER PURGE



64-889934A06

Adapter for the Power Purge system
Hydraulic Steering for Verado 135 to 200-4 stroke engines
Also can be used on OptiMax with Mercury hydraulic cylinder and hoses

FITTING - 90 DEGREE



22-8M6000760

90 degree fitting used with compression style hydraulic systems (1/4 - 18 NPT to 3/8 compression)
Hydraulic Compression Steering systems

TEE FITTING



22-8M6000771

.375 Inch, Tee fitting used with compression style hydraulic system. (3/8 compression)
Hydraulic Compression Steering systems

FITTING - 1/4-18 NPTF TO 3/8 COMPRESSION



22-8M6000772

Fitting used with compression style hydraulic systems (1/4 - 18 NPTF to 3/8 compression)
Hydraulic Compression Steering systems

BULKHEAD FITTING - COMPRESSION STYLE



22-8M6001381

Bulkhead fitting for Compression style Hydraulic Steering Systems
.375 x 2.50 inch
Compression Style Hydraulic Systems

FITTING-TEE BLEEDER



22-8M0041173

3/8 Comp x 6 ORFS
Tee fitting used on the compression style cylinders (1500 PSI)
8M0050097 and 8M0054993 cylinders

STEERING

FITTING BULKHEAD 3 INCH



22-8M0055326

Bulkhead fitting used with compression style steering hoses (.375 inch compression X 3 inch LG)

Hydraulic Compression Steering Systems

FITTING KIT BULKHEAD



64-8M0088973

Improved bulkhead fitting kit with chrome housing for multiple hose installations. Multiple Hose Installations for Compression style hoses.

FITTING - TEE



22-8M6001390

Used with Compression style hydraulic systems.
Tee - 3/8 in. Compression X 3/8 in. male

Hydraulic Compression style systems - Basic and Heavy Duty

FITTING - 90 DEGREE



22-8M6001392

Used with Compression style hydraulic systems.
90 degree- 3/8 in. Compression X 3/8 in. male

Hydraulic Compression style systems - Basic and Heavy Duty

HYDRAULIC OUTBOARD STEERING SYSTEM

HYDRAULIC OUTBOARD STEERING KIT UP TO 115HP



8M0153154

Kit includes: Intermediate mount helm pump, front mount outboard cylinder, hose kit (1/4 in. - 6m length) and fitting pre-assembled at one end. For outboards from 40HP-115HP. Includes synthetic power steering fluid SAE 0W30 (2L) (PN 858077K01).

Mercury Branded

HYDRAULIC STEERING - COMMON TO POWER STEERING

These parts are used to install Hydraulic Steering with the Power Steering components. Use hoses 8M0046914 thru 8M0046932 are the hoses that go with these cylinders and helms. All fittings are Power steering fittings found in the Power Steering section.

CYLINDER - HYDRAULIC OR POWER STEERING



898349A11

Cylinder designed to meet all Power Steering strength and performance requirements. This cylinder is the most robust design in the market. Includes all hardware to mount this cylinder including the strongest bolts to attach to the engine.

Verado 175-200 - both Power Steering or Hydraulic V6/1.5 Opti Max Hydraulic - 1.5L Opti needs to order arm 898082A03 to provide clearance 75-150 4 stroke engines.

CYLINDER - HYDRAULIC OR P/S- COUNTER ROTATION



898349A14

Port of counter rotation cylinder designed to meet all Power Steering strength and performance requirements. This cylinder is the most robust design in the market. Includes all hardware to mount this cylinder including the strongest bolts to attach to the engine

Verado 135-200 - both Power Steering or Hydraulic. Multiple Engines
V6/1.5 Opti Max Hydraulic - 1.5L Opti needs to order arm 898082A03 to provide clearance 75-115 4 stroke engines Multiple OtiMax engines - P/S 150 4 Stroke engines.

CYLINDER - BIG TILLER



898349A15

Cylinder designed to meet all Power Steering strength and performance requirements. This cylinder is the most robust design in the market. Includes all hardware to mount this cylinder including the strongest bolts to attach to the engine.

Big Tiller Cylinder - 75-115 4 Stroke, 75-115 1.5L Opti, 135-250 2.5L/3.0L Opti and 135-200 4 Cylinder Verado

HYDRAULIC HELM PUMP -Q/S



64-891665Q01

Front Mount 1.5 cu in displacement. Approximately 5 turns lock to lock on singles and 10 on dual cylinders

Compact design
Built-in valve for positive rudder lock
Integral relief valve for over pressure protection

Hydraulic Steering for Verado 135 to 175-4 stroke engines
Also can be used on OptiMax with Mercury hydraulic cylinder and hoses. Also can be used on OptiMax with Mercury hydraulic cylinder and hoses Also can be used on 75-115 4 stroke and 1.5L opti 75-115 HP

HYDRAULIC HELM PUMP -Q/S



64-891665Q04

Front Mount 2.0 cu in displacement. Approximately 4 turns lock to lock on singles and 8 on dual cylinders

Compact design
Built-in valve for positive rudder lock
Integral relief valve for over pressure protection
Hydraulic Steering for Verado 135 to 200-4 stroke engines
Also can be used on OptiMax with Mercury hydraulic cylinder and hoses

64-891665Q05

Front Mount 2.4 cu in displacement. Approximately 3 turns lock to lock on singles and 6.5 on dual cylinders

Compact design
Built-in valve for positive rudder lock
Integral relief valve for over pressure protection
Hydraulic Steering for Verado 135 to 200-4 stroke engines
Also can be used on OptiMax with Mercury hydraulic cylinder and hoses

HYDRAULIC HELM PUMP -Q/S-TILT



64-891666Q05

Front Mount 1.5 cu in displacement. Approximately 5 turns lock to lock for singles and 10 on dual cylinders

Compact design
Tilt Range of 48 Deg and 5 locking positions
Built-in valve for positive rudder lock
Integral relief valve for over pressure protection

Hydraulic Steering for Verado 135 to 175-4 stroke engines
Also can be used on OptiMax with Mercury hydraulic cylinder and hoses. Also can be used on OptiMax with Mercury hydraulic cylinder and hoses Also can be used on 75-115 4 stroke and 1.5L opti 75-115 HP

HYDRAULIC HELM PUMP -Q/S-TILT



64-891666Q03

Front Mount 2.0 cu in displacement. Approximately 4 turns lock to lock on singles and 8 on dual cylinders

Compact design
Tilt Range of 48 Deg and 5 locking positions
Built-in valve for positive rudder lock
Integral relief valve for over pressure protection

Hydraulic Steering for Verado 135 to 200-4 stroke engines
Also can be used on OptiMax with Mercury hydraulic cylinder and hoses

HYDRAULIC HELM PUMP -Q/S



64-8M0121975

Front Mount 1.5 cu in displacement. Approximately 5 turns lock to lock on singles and 10 on dual cylinders
 Compact design
 Built-in valve for positive rudder lock
 Integral relief valve for over pressure protection
 Hydraulic Steering for Verado 135 to 175-4 stroke engines
 Also can be used on OptiMax with Mercury hydraulic cylinder and hoses. Also can be used on OptiMax with Mercury hydraulic cylinder and hoses. Also can be used on 75-115 4 stroke and 1.5L opti 75-115 HP

HYDRAULIC HELM PUMP -Q/S



64-8M0124204

Front Mount 2.0 cu in displacement. Approximately 4 turns lock to lock on singles and 8 on dual cylinders
 Compact design
 Built-in valve for positive rudder lock
 Integral relief valve for over pressure protection
 Hydraulic Steering for Verado 135 to 200-4 stroke engines
 Also can be used on OptiMax with Mercury hydraulic cylinder and hoses

64-8M0124205

Front Mount 2.4 cu in displacement. Approximately 3 turns lock to lock on singles and 6.5 on dual cylinders
 Compact design
 Built-in valve for positive rudder lock
 Integral relief valve for over pressure protection
 Hydraulic Steering for Verado 135 to 200-4 stroke engines
 Also can be used on OptiMax with Mercury hydraulic cylinder and hoses

HYDRAULIC HELM PUMP -Q/S-TILT



64-8M0124207

Front Mount 1.5 cu in displacement. Approximately 5 turns lock to lock for singles and 10 on dual cylinders
 Compact design
 Tilt Range of 48 Deg and 5 locking positions
 Built-in valve for positive rudder lock
 Integral relief valve for over pressure protection
 Hydraulic Steering for Verado 135 to 175-4 stroke engines
 Also can be used on OptiMax with Mercury hydraulic cylinder and hoses. Also can be used on OptiMax with Mercury hydraulic cylinder and hoses. Also can be used on 75-115 4 stroke and 1.5L opti 75-115 HP

HYDRAULIC HELM PUMP -Q/S-TILT



64-8M0124208

Front Mount 2.0 cu in displacement. Approximately 4 turns lock to lock on singles and 8 on dual cylinders
 Compact design
 Tilt Range of 48 Deg and 5 locking positions
 Built-in valve for positive rudder lock
 Integral relief valve for over pressure protection
 Hydraulic Steering for Verado 135 to 200-4 stroke engines
 Also can be used on OptiMax with Mercury hydraulic cylinder and hoses

64-8M0124209

Front Mount 2.4 cu in displacement. Approximately 3 turns lock to lock on singles and 6.5 on dual cylinders
 Compact design
 Tilt Range of 48 Deg and 5 locking positions
 Built-in valve for positive rudder lock
 Integral relief valve for over pressure protection
 Hydraulic Steering for Verado 135 to 200-4 stroke engines
 Also can be used on OptiMax with Mercury hydraulic cylinder and hoses

MERCURY HYD BOLT-ON STEERING KIT- STD -W/O HOSES



898349A02

This kit includes a standard helm (1.5Cu Inch) with all the needed components to install the helm along with a bolt-on cylinder with hardware . This bolt-on kit is the most robust hydraulic system in the market. The cylinder was tested to all Verado standards for load and strength. The kit also includes high strength machined stainless steel screws that are used at each attachment point. Order Verado hoses 897982K__ series separately

Used on all Verado 135-200 L4 engines, 75-115 4 Cylinder 4 strokes , OptiMax 1/5L and V6 engines (order arm 898082A03 when used on 1.5L Opti) (Use with Power Steering Hoses 8M0046914 thru 8M00469932)

MERCURY HYD BOLT-ON STEERING KIT-TILT -W/O HOSES



898349A03

This kit includes a Tilt helm (1.5 Cu Inch) with all the needed components to install the helm along with a bolt-on cylinder with hardware and remote fill kit. This bolt-on kit is the most robust hydraulic system in the market. The cylinder was tested to all Verado standards for load and strength. The kit also includes high strength machined stainless steel screws that are used at each attachment point. Order Verado hoses (897982K__) separately

Used on all Verado 135-200 L4 engines, 75-115 4 Cylinder 4 strokes , OptiMax 1/5L and V6 engines (order arm 898082A03 when used on 1.5L Opti) (Use with Power Steering Hoses 8M0046914 thru 8M00469932)

VENTED HELM CAP-VCAP



64-891667Q01

VCAP Vented helm cap for use on Q/S helms 891665Q02 and 891666Q01

NON VENTED CAP



19-898432

Required for dual station installations of steering system.

REMOTE FILL KIT FOR HYDRAULIC STEERING



64-889934A05

Remote fill adapter for rear mount and tilt mount Hydraulic pumps
Hydraulic Steering for Verado 135 to 200-4 stroke engines
Also can be used on OptiMax with Mercury hydraulic cylinder and hoses

HYDRAULIC HELM STEERING FLUID



92-858078QB1

For use in MCM compact hydraulic helm steering systems.
Also used on Mercury Hydraulic Steering - Verado 135-175 and bolt-on steering system.

1 L (33.8 fl oz) plastic bottle
Quicksilver Branded

HYDRAULIC STEERING ARM



898082A03

This arm attaches the cylinder to the engine for 1.5L OptiMax engines. Remove existing arm on 898349A01 cylinder and replace it with this arm for proper clearances

1.5L OptiMax engines

STEERING

VENTED HELM CAP-VCAP



64-891667Q01

VCAP Vented helm cap for use on Q/S helms 891665Q02 and 891666Q01

X52- TILT MECHANISM



64-889934A04

X52 Tilt- Used with T81 FC, T83 FC helms

ADAPTER FOR POWER PURGE



64-889934A06

Adapter for the Power Purge system
Hydraulic Steering for Verado 135 to 200-4 stroke engines
Also can be used on OptiMax with Mercury hydraulic cylinder and hoses

VERADO KICKER ELECTRICAL KIT



897478K02

Battery isolated system that allows you to run your kicker engine and use the Power Steering system without your primary engine running. This system allows you to connect to a deep cell battery (not your starter battery) and the system will provide normal power steering from the wheel. The system will alert you when your auxiliary battery is below 9.5 volts. This signal means that you must start your primary engine to change the battery system. This kit will save the starting battery for primary starting use only.

Verado Power Steering systems with a kicker engine 135-200 Verado

UFLEX STANDARD RACK STEERING SYSTEM

Racktech steering system. Kits will include a helm, x34 bezel and M86 steering cables. The cables have stainless steel output fitting ends, 3/4" tapered shaft and can be mounted in multiple positions.

STANDARD RACK AND PINION STEERING SYSTEM



64-889935A08

8ft
Racktech 08 steering kit. Kit includes helm, 90 degree bezel (X34) and a 8 ft steering cable (M86).

64-889935A10

10 ft
Racktech 10 steering kit. Kit includes helm, 90 degree bezel (X34) and a 10 ft steering cable (M86).

64-889935A11

11 ft
Racktech 11 steering kit. Kit includes helm, 90 degree bezel (X34) and a 11 ft steering cable (M86).

64-889935A12

12 ft
Racktech 12 steering kit. Kit includes helm, 90 degree bezel (X34) and a 12 ft steering cable (M86).

64-889935A13

13 ft
Racktech 13 steering kit. Kit includes helm, 90 degree bezel (X34) and a 13 ft steering cable (M86).

64-889935A14

14 ft
Racktech 14 steering kit. Kit includes helm, 90 degree bezel (X34) and a 14 ft steering cable (M86).

64-889935A15

15 ft
Racktech 15 steering kit. Kit includes helm, 90 degree bezel (X34) and a 15 ft steering cable (M86).

64-889935A16

16 ft
Racktech 16 steering kit. Kit includes helm, 90 degree bezel (X34) and a 16 ft steering cable (M86).

64-889935A17

17 ft
Racktech 17 steering kit. Kit includes helm, 90 degree bezel (X34) and a 17 ft steering cable (M86).

64-889935A18

18 ft
Racktech 18 steering kit. Kit includes helm, 90 degree bezel (X34) and a 18 ft steering cable (M86).

64-889935A19

19 ft
Racktech 19 steering kit. Kit includes helm, 90 degree bezel (X34) and a 19 ft steering cable (M86).

64-889935A20

20 ft
Racktech 20 steering kit. Kit includes helm, 90 degree bezel (X34) and a 20 ft steering cable (M86).

UFLEX STANDARD RACK STEERING SYSTEM / TILT

Racktech steering system. Kits include a helm, X52 tilt mechanism and M86 steering cables. Cables have stainless steel output fitting ends, 3/4 " tapered shaft and can be mounted in multiple positions.

STANDARD RACK STEERING SYSTEM-TILT



64-889936A08

8 ft
Rotech Tilt 08 kit. The kit includes helm, X52 tilt mechanism, and 8 ft steering cable(M86)

64-889936A09

9 ft
Rotech Tilt 09 kit. The kit includes helm, X52 tilt mechanism, and 9 ft steering cable(M86)

64-889936A10

10 ft
Rotech Tilt 10 kit. The kit includes helm, X52 tilt mechanism, and 10 ft steering cable(M86)

64-889936A11

11 ft
Rotech Tilt 11 kit. The kit includes helm, X52 tilt mechanism, and 11 ft steering cable(M86)

64-889936A12

12 ft
Rotech Tilt 12 kit. The kit includes helm, X52 tilt mechanism, and 12 ft steering cable(M86)

64-889936A13

13 ft
Rotech Tilt 13 kit. The kit includes helm, X52 tilt mechanism, and 13 ft steering cable(M86)

64-889936A14

14 ft
Rotech Tilt 14 kit. The kit includes helm, X52 tilt mechanism, and 14 ft steering cable(M86)

64-889936A15

15 ft
Rotech Tilt 15 kit. The kit includes helm, X52 tilt mechanism, and 15 ft steering cable(M86)

64-889936A16

16 ft
Rotech Tilt 16 kit. The kit includes helm, X52 tilt mechanism, and 16 ft steering cable(M86)

64-889936A17

17 ft
Rotech Tilt 17 kit. The kit includes helm, X52 tilt mechanism, and 17 ft steering cable(M86)

64-889936A18

18 ft
Rotech Tilt 18 kit. The kit includes helm, X52 tilt mechanism, and 18 ft steering cable(M86)

64-889936A19

19 ft
Rotech Tilt 19 kit. The kit includes helm, X52 tilt mechanism, and 19 ft steering cable(M86)

64-889936A20

20 ft
Rotech Tilt 20 kit. The kit includes helm, X52 tilt mechanism, and 20 ft steering cable(M86)

UFLEX ZEROTORQUE FEEDBACK RACK STEERING SYSTEM

Accutech Zero Torque Feedback steering system. Kits include a helm, X34 bezel and M86 steering cable. Cables have stainless steel output fitting ends, 3/4 " tapered shaft and can be mounted in multiple positions.

Ref Service Bulletin 2007-13 for Ride Guide replacement Information

ZERO TORQUE FEEDBACK RACK STEERING SYSTEM



64-889937Q08

8 ft Replaces Ride Guide System per Service Bulletin 2007-13
Accutech 08 kit. Kit includes helm, X34 bezel and 8 ft steering cable (M86)

64-889937Q11

11 ft Replaces Ride Guide System Ref Service Bulletin 2007-13
Accutech 11 kit. Kit includes helm, X34 bezel and 11 ft steering cable (M86)

64-889937Q13

13 ft Replaces Ride Guide System Ref Service Bulletin 2007-13
Accutech 13 kit. Kit includes helm, X34 bezel and 13 ft steering cable (M86)

64-889937Q14

14 ft
Replaces Ride Guide System Ref Service Bulletin 2007-13
Accutech 14 kit. Kit includes helm, X34 bezel and 14 ft steering cable (M86)

64-889937Q15

15 ft Replaces Ride Guide System Ref Service Bulletin 2007-13
Accutech 15 kit. Kit includes helm, X34 bezel and 15 ft steering cable (M86)

64-889937Q16

16 ft Replaces Ride Guide System Ref Service Bulletin 2007-13
Accutech 16 kit. Kit includes helm, X34 bezel and 16 ft steering cable (M86)

64-889937Q17

17 ft Replaces Ride Guide System Ref Service Bulletin 2007-13
Accutech 17 kit. Kit includes helm, X34 bezel and 17 ft steering cable (M86)

64-889937Q18

18 ft Replaces Ride Guide System Ref Service Bulletin 2007-13
Accutech 18 kit. Kit includes helm, X34 bezel and 18 ft steering cable (M86)

64-889937Q19

19 ft Replaces Ride Guide System Ref Service Bulletin 2007-13
Accutech 19 kit. Kit includes helm, X34 bezel and 19 ft steering cable (M86)

64-889937Q22

22 ft Replaces Ride Guide System Ref Service Bulletin 2007-13
Accutech 22 kit. Kit includes helm, X34 bezel and 22 ft steering cable (M86)

64-889937Q23

23 ft Replaces Ride Guide System Ref Service Bulletin 2007-13
Accutech 23 kit. Kit includes helm, X34 bezel and 23 ft steering cable (M86)

64-889937Q25

25 ft Replaces Ride Guide System Ref Service Bulletin 2007-13
Accutech 25 kit. Kit includes helm, X34 bezel and 25 ft steering cable (M86)

STEERING

64-889937Q26

26 ft Replaces Ride Guide System Ref Service Bulletin 2007-13
Accutech 26 kit. Kit includes helm, X34 bezel and 20 ft steering cable (M86)

64-889937Q27

27 ft Replaces Ride Guide System Ref Service Bulletin 2007-13
Accutech 27 kit. Kit includes helm, X34 bezel and 27 ft steering cable (M86)

64-889937Q30

30 ft Replaces Ride Guide System Ref Service Bulletin 2007-13
Accutech 30 kit. Kit includes helm, X34 bezel and 30 ft steering cable (M86)

64-889937Q32

32 ft Replaces Ride Guide System Ref Service Bulletin 2007-13
Accutech 232kit. Kit includes helm, X34 bezel and 32 ft steering cable (M86)

64-889937Q38

38 ft Replaces Ride Guide System Ref Service Bulletin 2007-13
Accutech 38 kit. Kit includes helm, X34 bezel and 38 ft steering cable (M86)

64-889937Q42

42 ft Replaces Ride Guide System Ref Service Bulletin 2007-13
Accutech 42 kit. Kit includes helm, X34 bezel and 42 ft steering cable (M86)

64-889937Q44

44 ft Replaces Ride Guide System Ref Service Bulletin 2007-13
Accutech 44 kit. Kit includes helm, X34 bezel and 44 ft steering cable (M86)

64-889937Q50

50 ft Replaces Ride Guide System Ref Service Bulletin 2007-13
Accutech 50 kit. Kit includes helm, X34 bezel and 50 ft steering cable (M86)

UFLEX ZEROTORQUE FEEDBACK RACK SYSTEM/ TILT

Accutech Zero Torque Feedback steering system. Kit includes a helm, X52 tilt mechanism and M86 steering cable. Cables have stainless steel output fitting ends, 3/4" tapered shaft and can be mounted in multiple positions.

ZERO TORQUE FEEDBACK RACK TILT STEERING SYSTEM



64-889938A08

8 ft
Accutech Tilt 08 Kit. Kit includes helm, X52 tilt mechanism, and 8 ft Steering cable (M86).

64-889938A09

9 ft
Accutech Tilt 09 Kit. Kit includes helm, X52 tilt mechanism, and 9 ft Steering cable (M86).

64-889938A10

10 ft
Accutech Tilt 10 Kit. Kit includes helm, X52 tilt mechanism, and 10 ft Steering cable (M86).

64-889938A11

11 ft
Accutech Tilt 11 Kit. Kit includes helm, X52 tilt mechanism, and 11 ft Steering cable (M86).

64-889938A12

12 ft
Accutech Tilt 12 Kit. Kit includes helm, X52 tilt mechanism, and 12 ft Steering cable (M86).

64-889938A13

13 ft
Accutech Tilt 13 Kit. Kit includes helm, X52 tilt mechanism, and 13 ft Steering cable (M86).

64-889938A14

14 ft
Accutech Tilt 14 Kit. Kit includes helm, X52 tilt mechanism, and 14 ft Steering cable (M86).

64-889938A15

15 ft
Accutech Tilt 15 Kit. Kit includes helm, X52 tilt mechanism, and 15 ft Steering cable (M86).

64-889938A16

16 ft
Accutech Tilt 16 Kit. Kit includes helm, X52 tilt mechanism, and 16 ft Steering cable (M86).

64-889938A17

17 ft
Accutech Tilt 17 Kit. Kit includes helm, X52 tilt mechanism, and 17 ft Steering cable (M86).

64-889938A18

18 ft
Accutech Tilt 18 Kit. Kit includes helm, X52 tilt mechanism, and 18 ft Steering cable (M86).

64-889938A19

19 ft
Accutech Tilt 19 Kit. Kit includes helm, X52 tilt mechanism, and 19 ft Steering cable (M86).

64-889938A20

20 ft
Accutech Tilt 20 Kit. Kit includes helm, X52 tilt mechanism, and 20 ft Steering cable (M86).

UFLEX MECHANICAL STEERING CABLES

Replacement rack steering cable for Accutech and Racktech steering systems. Also replaces Morse Command 200 and teleflex "The Rack" cables.

RACK REPLACEMENT STEERING CABLE



64-889940A08

8 ft
M86x08

64-889940A09

9 ft
M86x09

64-889940A10

10 ft
M86x10

64-889940A11

11 ft
M86x11

64-889940A12

12 ft
M86x12

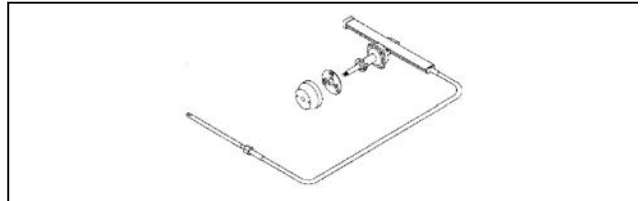
64-889940A13
13 ft M86x13
64-889940A14
14 ft M86x14
64-889940A15
15 ft M86x15
64-889940A16
16 ft M86x16
64-889940A17
17 ft M86x17
64-889940A18
18 ft M86x18
64-889940A19
19 ft M86x19
64-889940A20
20 ft M86x20
64-889940A21
21 ft M86x21
64-889940A22
22 ft M86x22
64-889940A23
23 ft M86x23
64-889940A24
24 ft M86x24
64-889940A25
25 ft M86x25
64-889940A26
26 ft M86x26
64-889940A27
27 ft M86x27
64-889940A28
28 ft M86x28
64-889940A29
29 ft M86x29
64-889940A30
30 ft M86x30
64-889940A32
32 ft M86x32
64-889940A34
34 ft M86x34
64-889940A36
36 ft M86x36

64-889940A38
38 ft M86x38
64-889940A40
40 ft M86x40
64-889940A42
42 ft M86x42
64-889940A44
44 ft M86x44
64-889940A46
46 ft M86x46
64-889940A48
48 ft M86x48
64-889940A50
50 ft M86x50

TELEFLEX NFB RACK SYSTEM

Single or dual cable. No feedback steering mechanism standard 3/4" tapered steering shaft.

NFB BACK MOUNT RACK SYSTEM SINGLE CABLE



64-802895A15

15 ft. (4.6m)

TELEFLEX NON-NFB SAFE-T QC ROTARY STEERING SYSTEMS

Designed with standard 3/4 in. (19 mm) round taper steering shaft and stainless steel cable output ends for maximum corrosion resistance. Features cable with quick connect to steering helm. Three turns lock-to-lock for standard travel. 90 degree helm mount.

SAFE-T QUICK CONNECT STEERING SYSTEM



64-826472A 8

8 ft. (2.4m)

64-826472A 9

9 ft. (2.7m)

64-826472A10

10 ft. (3.0m)

STEERING

64-826472A11

11 ft. (3.4m)

64-826472A12

12 ft. (3.7m)

64-826472A13

13 ft. (4.0m)

64-826472A14

14 ft. (4.3m)

64-826472A15

15 ft. (4.6m)

64-826472A16

16 ft. (4.9m)

64-826472A17

17 ft. (5.2m)

64-826472A18

18 ft. (5.5m)

64-826472A19

19 ft. (5.87m)

UFLEX STANDARD ROTARY STEERING SYSTEMS

Rotech steering system features planetary gear design for increased longevity, greater efficiency and smooth operation. Kits include T71 FC helm, X34 bezel and M66 steering cables. SS output fittings, 3/4" tapered shaft and flexible mounting positions

STANDARD ROTARY STEERING SYSTEM



64-889930A08

8 ft

Rotech 08 kit. Kit includes T71 FC helm, X34 mounting bezel and 8 ft Steering cable (M66).

64-889930A09

9 ft

Rotech 09 kit. Kit includes T71 FC helm, X34 mounting bezel and 9 ft Steering cable (M66).

64-889930A10

10 ft

Rotech 10 kit. Kit includes T71 FC helm, X34 mounting bezel and 10 ft Steering cable (M66).

64-889930A11

11 ft

Rotech 11 kit. Kit includes T71 FC helm, X34 mounting bezel and 11 ft Steering cable (M66).

64-889930A12

12 ft

Rotech 12 kit. Kit includes T71 FC helm, X34 mounting bezel and 12 ft Steering cable (M66).

64-889930A13

13 ft

Rotech 13 kit. Kit includes T71 FC helm, X34 mounting bezel and 13 ft Steering cable (M66).

64-889930A14

14 ft

Rotech 14 kit. Kit includes T71 FC helm, X34 mounting bezel and 14 ft Steering cable (M66).

64-889930A15

15 ft

Rotech 15 kit. Kit includes T71 FC helm, X34 mounting bezel and 15 ft Steering cable (M66).

64-889930A16

16 ft

Rotech 16 kit. Kit includes T71 FC helm, X34 mounting bezel and 16 ft Steering cable (M66).

64-889930A17

17 ft

Rotech 17 kit. Kit includes T71 FC helm, X34 mounting bezel and 17 ft Steering cable (M66).

64-889930A18

18 ft

Rotech 18 kit. Kit includes T71 FC helm, X34 mounting bezel and 18 ft Steering cable (M66).

64-889930A19

19 ft

Rotech 19 kit. Kit includes T71 FC helm, X34 mounting bezel and 19 ft Steering cable (M66).

64-889930A20

20 ft

Rotech 20 kit. Kit includes T71 FC helm, X34 mounting bezel and 20 ft Steering cable (M66).

UFLEX STANDARD ROTARY STEERING SYSTEMS/ TILT

Rotech steering system features a planetary gear design for increased longevity, greater efficiency and smooth operation. Includes T81 FC helm, X52 tilt mechanism and M66 steering cables. Automotive style, 5 position tilt range.

STANDARD ROTARY STEERING SYSTEM TILT



64-889931A08

8 ft

Rotech Tilt 08 kit. Kit includes the T81 FC helm and 8 ft steering cable (M66).

64-889931A09

9 ft

Rotech Tilt 09 kit. Kit includes the T81 FC helm and 9 ft steering cable (M66).

64-889931A10

10 ft

Rotech Tilt 10 kit. Kit includes the T81 FC helm and 10 ft steering cable (M66).

64-889931A11

11 ft

Rotech Tilt 11 kit. Kit includes the T81 FC helm and 11 ft steering cable (M66).

64-889931A12

12 ft

Rotech Tilt 12 kit. Kit includes the T81 FC helm and 12 ft steering cable (M66).

64-889931A13

13 ft

Rotech Tilt 13 kit. Kit includes the T81 FC helm and 13 ft steering cable (M66).

64-889931A14

14 ft

Rotech Tilt 14 kit. Kit includes the T81 FC helm and 14 ft steering cable (M66).

64-889931A15

15 ft
Rotech Tilt 15 kit. Kit includes the T81 FC helm and 15 ft steering cable (M66).

64-889931A16

16 ft
Rotech Tilt 16 kit. Kit includes the T81 FC helm and 16 ft steering cable (M66).

64-889931A17

17 ft
Rotech Tilt 17 kit. Kit includes the T81 FC helm and 17 ft steering cable (M66).

64-889931A18

18 ft
Rotech Tilt 18 kit. Kit includes the T81 FC helm and 18 ft steering cable (M66).

64-889931A19

19 ft
Rotech Tilt 19 kit. Kit includes the T81 FC helm and 19 ft steering cable (M66).

64-889931A20

20 ft
Rotech Tilt 20 kit. Kit includes the T81 FC helm and 20 ft steering cable (M66).

UFLEX STANDARD ROTARY STEERING SYSTEMS/ DUAL CABLE

Dual cable Rotech steering system. Features planetary gear design for longevity, greater efficiency and smoother operation. Includes T72 FC helm, X34 bezel and two M66 steering cables. SS ends, 3/4" tapered shaft and flexible mounting positions.

STANDARD DUAL CABLE ROTARY STEERING SYSTEM



64-889932A08

8 ft
Rotech II 08 kit. Kit includes T72 FC helm, X34 bezel and 8 ft steering cable (M66).

64-889932A09

9 ft
Rotech II 09 kit. Kit includes T72 FC helm, X34 bezel and 9 ft steering cable (M66).

64-889932A10

10 ft
Rotech II 10 kit. Kit includes T72 FC helm, X34 bezel and 10 ft steering cable (M66).

64-889932A11

11 ft
Rotech II 11 kit. Kit includes T72 FC helm, X34 bezel and 11 ft steering cable (M66).

64-889932A12

12 ft
Rotech II 12 kit. Kit includes T72 FC helm, X34 bezel and 12 ft steering cable (M66).

64-889932A13

13 ft
Rotech II 13 kit. Kit includes T72 FC helm, X34 bezel and 13 ft steering cable (M66).

64-889932A14

14 ft
Rotech II 14 kit. Kit includes T72 FC helm, X34 bezel and 14 ft steering cable (M66).

64-889932A15

15 ft
Rotech II 15 kit. Kit includes T72 FC helm, X34 bezel and 15 ft steering cable (M66).

64-889932A16

16 ft
Rotech II 16 kit. Kit includes T72 FC helm, X34 bezel and 16 ft steering cable (M66).

64-889932A17

17 ft
Rotech II 17 kit. Kit includes T72 FC helm, X34 bezel and 17 ft steering cable (M66).

64-889932A18

18 ft
Rotech II 18 kit. Kit includes T72 FC helm, X34 bezel and 18 ft steering cable (M66).

64-889932A19

19 ft
Rotech II 19 kit. Kit includes T72 FC helm, X34 bezel and 19 ft steering cable (M66).

64-889932A20

20 ft
Rotech II 20 kit. Kit includes T72 FC helm, X34 bezel and 20 ft steering cable (M66).

TELEFLEX NFB ROTARY STEERING

No Feedback Steering Control. Used on Bass boats, runabouts, center consoles--virtually all of today's outboard boats with wheels to 16" diameter. Replaces Teleflex Safe-T steering systems without dash modifications.

NFB 4.2 ROTARY SYSTEM SINGLE CABLE



64-851622A10

10 ft. (3.0m)

64-851622A11

11 ft. (3.4m)

64-851622A12

12 ft. (3.7m)

64-851622A13

13 ft. (4.0m)

64-851622A14

14 ft. (4.3m)

64-851622A15

15 ft. (4.6m)

64-851622A16

16 ft. (4.9m)

64-851622A17

17 ft. (5.2m)

64-851622A18

18 ft. (5.5m)

64-851622A19


19 ft. (5.8m)

STEERING

64-851622A20

20 ft. (6.1m)

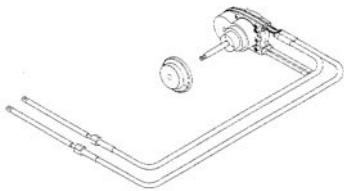
NFB 4.2 SINGLE HELM REPLACEMENT PARTS



64-851622A 1

NFB 4.2 Single Helm

NFB 4.2 ROTARY SYSTEM DUAL CABLE



64-802894A12

12 ft. (3.7m)

64-802894A13

13 ft. (4.0m)


64-802894A14

14 ft. (4.3m)

64-802894A15

15 ft. (4.6m)

NFB 4.2 DUAL HELM REPLACEMENT PART



64-851831A 1

NFB 4.2 Dual Helm

UFLEX ZEROTORQUE FEEDBACK ROTARY STEERING SYSTEM

Accura Zero Torque feedback steering systems features a clutch that eliminates rudder torque and a planetary gear design for increased longevity, greater efficiency and smooth operation. Kits include the T73 FC helm, X34 bezel and M66 steering cable.

Ref Service Bulletin 2007-13 for Ride Guide replacement Information

ZERO TORQUE FEEDBACK ROTARY STEERING SYSTEM



889933Q08

8 ft Replaces Ride Guide System Ref Service Bulletin 2007-13
Accura 8 kit. Kit includes helm, X34 bezel and 8 ft Steering cable (M66).

889933Q09

9 ft Replacement for Ride Guide System Ref to service Bulletin 2007-13

889933Q10

10 ft Replacement for Ride Guide System Ref to service Bulletin 2007-13

889933Q11

11 ft Replacement for Ride Guide System Ref to service Bulletin 2007-13

889933Q12

12 ft Replacement for Ride Guide System Ref to service Bulletin 2007-13

889933Q13

13 ft Replacement for Ride Guide System Ref to service Bulletin 2007-13

889933Q14

14 ft Replacement for Ride Guide System Ref to service Bulletin 2007-13

889933Q15

15 ft Replacement for Ride Guide System Ref to service Bulletin 2007-13

889933Q16

16 ft Replacement for Ride Guide System Ref to service Bulletin 2007-13

889933Q17

17 ft Replacement for Ride Guide System Ref to service Bulletin 2007-13

889933Q18

18 ft Replacement for Ride Guide System Ref to service Bulletin 2007-13

889933Q19

19 ft Replacement for Ride Guide System Ref to service Bulletin 2007-13

889933Q20

20 ft Replacement for Ride Guide System Ref to service Bulletin 2007-13

UFLEX ZEROTORQUE FEEDBACK ROTARY SYSTEMS / TILT

Accura Zero Tirque Feedback steering system features a clutch that eliminates rudder torque and a planetary gear design for increased longevity, greater efficiency and smooth operation. Kit includes the T73 FC helm, X52 tilt mechanism and the M66 cables.

ZERO TORQUE FEEDBACK ROTARY STEERING SYSTEM TILT



64-889934A08

8 ft
Accura Tilt 08 Kit includes T73 FC helm, X52 tilt mechanism and 8 ft Steering cable (M66).

64-889934A09

9 ft
Accura Tilt 09 Kit includes T73 FC helm, X52 tilt mechanism and 9 ft Steering cable (M66).

64-889934A10

10 ft
Accura Tilt 10 Kit includes T73 FC helm, X52 tilt mechanism and 10 ft Steering cable (M66).

64-889934A11

11 ft
Accura Tilt 11Kit includes T73 FC helm, X52 tilt mechanism and 11ft Steering cable (M66).

64-889934A12

12 ft
Accura Tilt 12Kit includes T73 FC helm, X52 tilt mechanism and 12ft Steering cable (M66).

64-889934A13

13 ft
Accura Tilt 13 kit Includes T73 FC helm, X52 tilt mechanism and 13 ft steering cable (M66).

64-889934A14

14 ft
Accura Tilt 14kit Includes T73 FC helm, X52 tilt mechanism and 14ft steering cable (M66).

64-889934A15

15 ft
Accura Tilt 15kit Includes T73 FC helm, X52 tilt mechanism and 15ft steering cable (M66).

64-889934A16

16 ft
Accura Tilt 16kit Includes T73 FC helm, X52 tilt mechanism and 16ft steering cable (M66).

64-889934A17

17 ft
Accura Tilt 17kit Includes T73 FC helm, X52 tilt mechanism and 17ft steering cable (M66).

64-889934A18

18 ft
Accura Tilt 18kit Includes T73 FC helm, X52 tilt mechanism and 18ft steering cable (M66).

64-889934A19

19 ft
Accura Tilt 19kit Includes T73 FC helm, X52 tilt mechanism and 19ft steering cable (M66).

64-889934A20

20 ft
Accura Tilt 20kit Includes T73 FC helm, X52 tilt mechanism and 20ft steering cable (M66).

UFLEX ROTARY STEERING CABLES

Replacement rotary steering cables for Rotech and Accura steering systems. Also replaces Morse Command 290 and Teleflex QC cables.

ROTARY STEERING CABLE (M66)



64-889939A08

8 ft
Replacement cable

64-889939A09

9 ft
Replacement cable

64-889939A10

10 ft
Replacement cable

64-889939A11

11 ft
Replacement cable

64-889939A12

12 ft
Replacement cable

64-889939A13

13 ft
Replacement cable

64-889939A14

14 ft
Replacement cable

64-889939A15

15 ft
Replacement cable

64-889939A16

16 ft
Replacement cable

64-889939A17

17 ft
Replacement cable

64-889939A18

18 ft
Replacement cable

64-889939A19

19 ft
Replacement cable

64-889939A20

20 ft
Replacement cable

STEERING

ADAPTER KIT -M66 TO THREADED HELM



64-892790A04

Adapts M66 cable to threaded helms

ADAPTER KIT -M47 TO 290 HELM



64-892790A03

Adapts M47 steering cable to Morse D290 helm

UFLEX STEERING COMPONENTS-HELMS, BEZELS, TILT MECH.

X35- 20 DEGREE MOUNTING BEZEL



64-889930A03

Use to adjust helm angles

X35- Used with T71 FC, T72 FC, T73 FC, G22, G22 NR helms or Mercury Power Steering (2005 Verado)

X34- 90 DEGREE MOUNTING BEZEL



64-889930A02

Use with helms to adjust helm angles

X34- Used with T71 FC, T72 FC, T73 FC, G22, G22 NR helms or Mercury Power Steering (2005 Verado)

STANDARD ROTARY STEERING HELM-T71 FC



64-889930A01

T71 FC helm

STANDARD DUAL CABLE ROTARY STEERING HELM-T72 FC



64-889932A01

T72 FC helm- Use for dual cable installations

ZERO TORQUE FEEDBACK STEERING HELM-T73 FC



64-889933A01

T73 FC helm-

STANDARD ROTARY STEERING HELM TILT-T81 FC



64-889931A01

T81 FC helm-Tilt

ZERO TORQUE FEEDBACK ROTARY STEERING HELM-TLIT-T83



64-889934A01

T83 FC helm-Zero Torque Feedback -Tilt

STANDARD RACK HELM- G86



64-889935A01

G86- Standard Rack Helm


STANDARD RACK HELM-TILT-G96



64-889936A01

G96- Standard Rack Helm- Tilt

ZERO TORQUE FEEDBACK RACK STEERING HELM-G88 NR



64-889937A01

G88 NR- Zero Torque Rack Helm

ZERO TORQUE FEEDBACK RACK HELM-TILT- G98 NR



64-889938A01

G98 NR- Zero Torque Rack Helm-Tilt

UFLEX MISC COMPONENTS

TIE BARS - DUAL ENGINES



64-892789Q22

26 Inches long with 1 inch of total adjustability.
Outboard centerline spacing of 66.0 cm (26 in.)

For use with the 75-115 hp EFI FourStroke (s/n 1B366823 & above), 175-200 L4 Verado, V6 OptiMax, and 3.4 & 4.6L FourStrokes - Up to 600 HP dual Install with one Counter Rotation Engine. Also used on multiple 150 4 strokes.

64-892789Q23

28 Inches long with 1 inch of total adjustability.
Outboard centerline spacing of 71.1 cm (28 in.)

For use with the 75-115 hp EFI FourStroke (s/n 1B366823 & above), 175-200 L4 Verado, V6 OptiMax, and 3.4 & 4.6L FourStrokes - Up to 600 HP dual Install with one Counter Rotation Engine. Also used on multiple 150 4 strokes.

64-892789Q25

30 Inches long with 1 inch of total adjustability.
Outboard centerline spacing of 76.2 cm (30 in.)

For use with the 75-115 hp EFI FourStroke (s/n 1B366823 & above), 175-200 L4 Verado, V6 OptiMax, and 3.4 & 4.6L FourStrokes - Up to 600 HP dual Install with one Counter Rotation Engine. Also used on multiple 150 4 strokes.

64-892789Q26

32 Inches long with 1 inch of total adjustability.
Outboard centerline spacing of 81.3 cm (32 in.)

For use with the 75-115 hp EFI FourStroke (s/n 1B366823 & above), 175-200 L4 Verado, V6 OptiMax, and 3.4 & 4.6L FourStrokes - Up to 600 HP dual Install with one Counter Rotation Engine. Also used on multiple 150 4 strokes.

64-892789Q27

34 Inches long with 1 inch of total adjustability.
Outboard centerline spacing of 86.4 cm (34 in.)

For use with the 75-115 hp EFI FourStroke (s/n 1B366823 & above), 175-200 L4 Verado, V6 OptiMax, and 3.4 & 4.6L FourStrokes - Up to 600 HP dual Install with one Counter Rotation Engine. Also used on multiple 150 4 strokes.

64-892789Q24

36 Inches long with 1 inch of total adjustability.
Outboard centerline spacing of 91.5 cm (36 in.)

For use with the 75-115 hp EFI FourStroke (s/n 1B366823 & above), 175-200 L4 Verado, V6 OptiMax, and 3.4 & 4.6L FourStrokes - Up to 600 HP dual Install with one Counter Rotation Engine. Also used on multiple 150 4 strokes.

STEERING

SECOND STATION HOSE AND FITTING KIT-KIT 95 2S



64-891667A03

Kit 95 2S- Hose and fitting kit for second station installations

COPPER TUBE FITTING KIT



64-891667A04

Includes two 1.6 ft nylon tubes and all necessary fitting for a single station. .375 Inch

ADAPTER KIT -M47 TO 290 HELM



64-892790A03

Adapts M47 steering cable to Morse D290 helm

ADAPTER KIT -M66 TO THREADED HELM



64-892790A04

Adapts M66 cable to threaded helms

TELEFLEX ROTARY STEERING CABLES

Will work with Non-NFB and NFB Rotary helms with quick connects.

REPLACEMENT CABLES



64-851621A 9

9 ft. (2.7m)

64-851621A10

10 ft. (3.0m)

64-851621A11

11 ft. (3.4m)

64-851621A12

12 ft. (3.7m)

64-851621A13

13 ft. (4.0m)

64-851621A14

14 ft. (4.3m)

64-851621A15

15 ft. (4.6m)

64-851621A16

16 ft. (4.9m)

64-851621A18

18 ft. (5.5m)

64-851621A19

19 ft. (5.8m)

64-851621A20

20 ft. (6.1m)

TELEFLEX MECHANICAL STEERING HELMS

SAFE-T "TS" STEERING HELM



64-826470A 1

TELEFLEX BIG-T BEZEL KIT/MISC

BIG-T BEZEL KIT



64-809883A 1

20/90 Degree mount


BEZEL 90 DEG



64-826465

Bezel 90 deg. Safe-T QC

BEZEL 20 DEG



64-826464

Bezel 20 deg. 4.2 Rotary

TELEFLEX STEERING CONNECTION KITS



64-826449A 1

Clamp Block, Outboard Stainless steel

TELEFLEX NFB SEASTAR HYDRAULIC OUTBOARD STEERING

The most popular outboard hydraulic steering system offering smooth, super-efficient No FeedBack Steering designed for today's high performance hulls with single or multiple outboards up to 600 HP combined. SeaStar Steering systems are totally self-contained, non-power-assisted units that make steering a boat a truly enjoyable experience. Their super-efficient hydraulic operations produces an effect most people equate with "power steering". Although some dash modifications are required when you upgrade from a mechanical system, there are no pressure vessels or powers units to mount. 4.5 turns lock-to-lock. Packaged complete with helm, cylinder, hoses, fittings, oil, bleeder kit and detailed instruction sheet.

SEASTAR PACKAGE WITHOUT HOSES



64-802902A 1

Front pivot mount outboard steering package. Does not include hoses. Order the correct length hoses separately.

SEASTAR HELM



64-826501A 1

SEA STAR TILT HELM



862250

Sport tilt helm

Standard equipment used on MCM sterndrives w/ CHS

STEERING

STEERING

SEASTAR HELM MOUNT



64-826484

This kit is designed to mount a SeaStar and SeaStar Pro helm at a 20 degree angle to the mounting surface. Four possible mountings by varying wedge position. No helm modifications are required.

SEASTAR HELM BACK PLATE KIT



64-826483A 1

Allows SeaStar and SeaStar Pro helms retrofit into boats where the following helms were previously installed: SyTen, pre-1991 square SeaStar, or mechanical rotary steering. The kit also reduces helm protrusion by thickness of dash.

FRONT PIVOT MOUNT OUTBOARD CYLINDER



64-804378A 1

Outboard front pivot mount cylinder.

FRONT PIVOT MOUNT OUTBOARD CYLINDER



64-889457A01

Fits Mercury 225 EFI FourStroke outboard engine, model year 2002 and newer.

FRONT MOUNT OUTBOARD CYLINDER (STANDARD)



64-826491A 1

SEASTAR HOSE KIT



64-826513A14

2 hoses - 14 ft (4.3m)
Also fits MCM sterndrives w/ CHS

64-826513A16

2 hoses - 16 ft (4.9m)
Also fits MCM sterndrives w/ CHS

64-826513A18

2 hoses - 18 ft (5.5m)
Also fits MCM sterndrives w/ CHS

64-826513A20

2 hoses - 20 ft (6.1m)
Also fits MCM sterndrives w/ CHS

64-826513A22

2 hoses - 22 ft (6.7m)
Also fits MCM sterndrives w/ CHS

64-826513A24

2 hoses - 24 ft (7.3m)
Also fits MCM sterndrives w/ CHS

HOSE CONNECTION KIT



64-826497A 1

Connects 3/8 in. (9.5mm) diameter copper tubing to SeaStar Cylinders (using 3/8 in. [9.5 mm] diameter nylon tubing).

HOSE CONNECTION KIT



64-826498A 1

Connects 3/8 in.(9.5mm) diameter copper tubing to SeaStar Cylinders (using SeaStar Outboard Hoses)

FRONT PIVOT MOUNT CYLINDER CHART

Front Pivot Mount Outboard Cylinder

See Teleflex application guide for additional Information

Brand	Year Range	Model	Front Pivot Mount O/B Cylinder
Honda	1996 - 2019	75-90 HP	64-804378A 1
Honda	1998 - 2019	30-50 HP	64-804378A 1
Johnson/Evinrude	1997 - 2019	65-175 HP	64-804378A 1
Johnson/Evinrude	1991 - 2019	200-225 HP	64-804378A 1
Johnson/Evinrude	1991 - 2019	250-300 HP	64-804378A 1
Johnson/Evinrude	1996 - 2019	90-225 HP Ficht	64-804378A 1
Johnson/Evinrude	1998 - 2019	65-70 HP 4-Stroke	64-804378A 1
Mercury/Mariner	1984 - 1994	2.4/2,5 EFI	64-804378A 1
Mercury/Mariner	1989 - 2019	75-300 HP	64-804378A 1
Mercury/Mariner	1998 - 2019	30-60 HP	64-804378A 1
Mercury	2002 - 2019	225 EFI FourStroke	64-889457A01
Nissan/Tohatsu	1990 - 2019	90-140 HP	64-804378A 1
Suzuki	1986 - 2019	100 HP	64-804378A 1
Suzuki	1986 - 2019	115-140 HP	64-804378A 1
Suzuki	1986 - 2019	150-225 HP	64-804378A 1
Suzuki	1998 - 2019	65-70 HP 4-Stroke	64-804378A 1
U S Marine/Force	1996 - 2019	90-120 HP	64-804378A 1
Yamaha	1997 - 2019	100-225 HP	64-804378A 1
Yamaha	1987 - 2019	225HP	64-804378A 1
Yamaha	1990 - 2019	250 HP	64-804378A 1
Yamaha	1998 - 2019	40-50-60 HP	64-804378A 1
Yamaha	1998 - 2019	70and 90 HP	64-804378A 1
Yamaha	1994 - 2019	80,100 HP 4-Stroke	64-804378A 1

UFLEX STEERING CYLINDERS, HELMS AND HOSES- MISC

HYDRAULIC HOSE - COMPRESSION STYLE FITTINGS



32-8M0053483

New high strength 1500 PSI hose with compression type fittings. Fittings are made of brass with a nickel plating for extra corrosion resistance. (14 ft)

Used with 8M0054993/8M0056619 Basic Cylinders as well as the 8M0050097/8M0054145 Heavy Duty systems, Also match to helms 8M0050098/8M0050099 and 8M0056139 thru 8M0056144

32-8M0053484

New high strength 1500 PSI hose with compression type fittings. Fittings are made of brass with a nickel plating for extra corrosion resistance. (16 ft)

Used with 8M0054993/8M0056619 Basic Cylinders as well as the 8M0050097/8M0054145 Heavy Duty systems, Also match to helms 8M0050098/8M0050099 and 8M0056139 thru 8M0056144

32-8M0053485

New high strength 1500 PSI hose with compression type fittings. Fittings are made of brass with a nickel plating for extra corrosion resistance. (18 ft)

Used with 8M0054993/8M0056619 Basic Cylinders as well as the 8M0050097/8M0054145 Heavy Duty systems, Also match to helms 8M0050098/8M0050099 and 8M0056139 thru 8M0056144

32-8M0053486

New high strength 1500 PSI hose with compression type fittings. Fittings are made of brass with a nickel plating for extra corrosion resistance. (20 ft)

Used with 8M0054993/8M0056619 Basic Cylinders as well as the 8M0050097/8M0054145 Heavy Duty systems, Also match to helms 8M0050098/8M0050099 and 8M0056139 thru 8M0056144

32-8M0053487

New high strength 1500 PSI hose with compression type fittings. Fittings are made of brass with a nickel plating for extra corrosion resistance. (22 ft)

Used with 8M0054993/8M0056619 Basic Cylinders as well as the 8M0050097/8M0054145 Heavy Duty systems, Also match to helms 8M0050098/8M0050099 and 8M0056139 thru 8M0056144

32-8M0053488

New high strength 1500 PSI hose with compression type fittings. Fittings are made of brass with a nickel plating for extra corrosion resistance. (24 ft)

Used with 8M0054993/8M0056619 Basic Cylinders as well as the 8M0050097/8M0054145 Heavy Duty systems, Also match to helms 8M0050098/8M0050099 and 8M0056139 thru 8M0056144

32-8M0053489

New high strength 1500 PSI hose with compression type fittings. Fittings are made of brass with a nickel plating for extra corrosion resistance. (26 ft)

Used with 8M0054993/8M0056619 Basic Cylinders as well as the 8M0050097/8M0054145 Heavy Duty systems, Also match to helms 8M0050098/8M0050099 and 8M0056139 thru 8M0056144

32-8M0053474

New high strength 1500 PSI hose with compression type fittings. Fittings are made of brass with a nickel plating for extra corrosion resistance. (2 ft)

Used with 8M0054993/8M0056619 "Basic" Cylinders as well as the 8M0050097/8M0054145 "Heavy Duty" systems, Also match to helms 8M0050098/8M0050099 and 8M0056139 thru 8M0056144

HYDRAULIC HELM PUMP -Q/S-TILT



64-891666Q04

Front Mount 2.4 cu in displacement. Approximately 3 turns lock to lock on singles and 6.5 on dual cylinders
 Compact design
 Tilt Range of 48 Deg. and 5 locking positions
 Built-in valve for positive rudder lock
 Integral relief valve for over pressure protection
 Hydraulic Steering for Verado 135 to 200-4 stroke engines
 Also can be used on OptiMax with Mercury hydraulic cylinder and hoses

VENTED HELM CAP-VCAP



64-891667Q01

VCAP Vented helm cap for use on Q/S helms 891665Q02 and 891666Q01

NON VENTED CAP



19-898432

Required for dual station installations of steering system.

SECOND STATION HOSE AND FITTING KIT-KIT 95 2S



64-891667A03

Kit 95 2S- Hose and fitting kit for second station installations

TELEFLEX NFB SEASTAR REPLACEMENT PARTS

HELM VENTED FILL PLUG



64-826523

Comes with every SeaStar helm. Must be used in all single steering station systems or on the uppermost helm in multiple steering stations.

HELM NON-VENTED FILL PLUG



64-826524

For use on lower station in multi-station systems only. Included with kit 64-826495A 1 (HK5501)

OUTBOARD ADD-A-STATION/AUTOPILOT KIT



64-826495A 1

Contains fittings for adding either a steering station or an autopilot system to an existing SeaStar outboard steering system. Includes 25 ft. (7.3 m) of SeaStar 3/8 in. (9.5 mm) diameter nylon tubing and non-vented fill plug for helm at lower most station.

STERNDRIVE ADD-A-STATION/AUTOPILOT KIT



64-826496A 1

Contains fittings for adding either a steering station or an autopilot system to an existing SeaStar stern drive steering system. Allows use of SeaStar nylon tubing (with SeaStar 1.7 helms only). Includes non-vented fill plug for helm at lower most station.

CYLINDER SEAL KIT



64-826532A 1

Replacement front seal kit for SeaStar front mount cylinders (HC5340/HC5342/HC5365). Includes 2 seal glands, pin wrench and guide tool.

BOTTLE FILLER KIT



64-826525A 1

For filling and bleeding of the hydraulic system.

TELEFLEX NFB SEASTAR TIE BAR KITS


TIE BAR KIT



64-826507A 2

Includes the adapter plates, tie bar and hardware required to connect twin engines utilizing single or twin front mount outboard cylinder(s) p/n 64-826491A 1(HC5342). Fits Mercury/Mariner V-6 135-200 HP (1989), 75-250 HP (1990), 75-275 HP (1991 and newer) and Hi-Perf 2.4/2.5L EFI (1995 and newer).

TIE BAR KIT



64-826512A 2

Includes the adapter plates, tie bar and hardware required to connect twin engines utilizing single or twin front mount outboard cylinder(s) p/n 64-826491A 1(HC5342). Fits Mercury/Mariner 90-115 HP (1984), 115-220 (1985-1988), 100-115 (1989). Also fits Johnson/Evinrude 80-225 HP (1991 and newer)

TWIN ENGINE ADAPTER PLATE



64-826511A 2

Replacement adapter plate only. Used to connect twin engines utilizing single or twin front mount outboard cylinder(s) p/n 64-826491A 1(HC5342).

Fits Mercury/Mariner V-6 135-200 HP (1989), 75-250 HP (1990), 75-275 HP (1991 and newer) and Hi-Perf 2.4/2.5L EFI (1995 and newer).

SEASTAR TIE BAR KIT CHART

Tie Bar Kits

For use with old style front mount outboard cylinder 64-826491A 1

Brand	Year Range	Model	Tie Bar Kit - Plate Only
Johnson/Evinrude	2019	90-300 HP	N.L.A.
Johnson/Evinrude	2019	300 HP	N.L.A.
Johnson/Evinrude	2019	65-155 HP	N.L.A.
Johnson/Evinrude	2019	100-155 HP	N.L.A.
Johnson/Evinrude	2019	90-225 HP	64-826512A 2
Johnson/Evinrude	2019	150-175 HP	64-826512A 2
Johnson/Evinrude	2019	80-105 HP	64-826512A 2
Mercury/Mariner	2019	90-115 HP	64-826512A 2
Mercury/Mariner	2019	115-220 HP	64-826512A 2
Mercury/Marine	2019	135-250 HP	64-826507A 2
Mercury/Mariner	2019	100-115 HP	64-826512A 2
Mercury/Marine	2019	75-250 HP	64-826507A 2
Mercury/Marine	2019	75-250 HP	64-826507A 2
Mercury/Marine	2019	2.4/2.5 EFI(Perf)	64-826507A 2
Suzuki	2019	150-225 HP	N.L.A.
Suzuki	2019	100HP	N.L.A.

RIDEGUIDE ATTACHING KITS

Through tilt tube type. When converting tiller handle steering to remote steering, the existing co-pilot friction control should be disabled or removed.

STEERING LINK ROD KIT



11606A 1

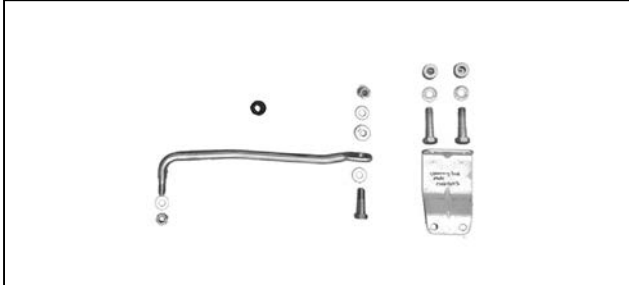
Starboard cable entry.

Fits Mercury/Mariner 6/8/9/15 hp. (2 cyl.) 2 cycle outboards (USA 0A197112 and Newer, BEL 9461526 and Newer), 8 hp. 4-Stroke outboards (232 cc) and 9.9 hp. 4-Stroke outboards (0H000058-0H016909).

Not all parts listed are available for the European, C.I.S., Africa and Middle East Markets.

For more information, please contact your local Mercury, Mariner, MerCruiser or Quicksilver Office.

STEERING LINK ROD KIT



17024A03

Starboard cable entry.
Fits MY2005 & newer 8/9.9 Hp. FourStroke outboards.

STEERING ATTACHING KIT



19608A14

Starboard cable entry.
Fits various Mercury/Mariner 25 thru 60 hp. and Force 40/50 hp. outboards. See application chart for specific engine models.

STEERING ATTACHING KIT



19609A 6

Port cable entry.
Fits various Mercury/Mariner 25 thru 60 hp. and Force 40/50 hp. outboards. See application chart for specific engine models.

STEERING ATTACHING KIT



41323A03

For port or starboard entry.
Fits various Mercury/Mariner 8/9.9/15 hp. 4-Stroke (323 cc) and also fits the 20/25 2-cycle (1984 & newer) outboards.

Will also work as the port entry attaching kit for the Mercury/Mariner 8/9.9 hp. FourStroke (MY 2005 & newer) when used with the Ezy Glide stick steering system. Do not use this link rod with this engine when using the traditional rotary or rack steering systems.

STEERING LINK ROD KIT



92876A12

Link rod, screw, washers & nuts for use with a starboard entry attaching cable.
Fits Mercury/Mariner V-6 outboards USA 5464486 and above, Force 75-150 outboards 0E093700 and above, 75-115 FourStroke 1B366823 and above, and the 150 EFI FourStroke 1B905505 and above..

ATTACHING KIT



F5H094

For thru tilt tube steering only.
Fits Force 75-150 hp. outboards prior to serial number 0E093700.

STEERING LINK ROD



889454A02

Furnished standard with the engine, this kit uses the same link rod as the standard 2-cycle V-6 outboard, however, the attaching hardware is different and makes them not interchangeable.

Fits the 225 EFI FourStroke outboard engine.

STEERING LINK ROD KIT



853824A04

Fits the Mercury/Mariner 15hp. FourStroke outboard, s/n 0R235949 & above and the 20hp. FourStroke outboard, s/n 0R235168 & above.

STEERING LINK ROD KIT



898101A45

This link rod fits a starboard entry, thru-tilt tube mechanical system.

Fits the 25-30 Hp EFI FourStroke outboard (JPN- 0R106999 & above, BEL-0P401000 & above).

STEERING LINK ROD



898101045

Fits the 25-30 Hp EFI FourStroke outboard, serial number 0R106999 & above.

STEERING BRACKETS

Used with RideGuide attaching kits to convert tiller handle models to remote steering. When converting tiller handle steering to remote steering, the existing co-pilot friction control should be disabled or removed.

STEERING BRACKET WITHOUT CARRYING HANDLE



816667A 2

Fits Mercury/Mariner 30/40 hp. (2 cyl.) 2 cycle outboards (USA 0G055314 and Newer, BEL 9854537 and Newer) and 25/30/40/45/50 hp. 4-Stroke outboards.

STEERING BRACKET



76535T

Converts manual tiller to remote steering.

Fits Mercury / Mariner 35/45 hp. manual outboards. See application chart for specific engine models.

STEERING LINK ROD CHART

Steering Link Rod Attaching Kits

Model	Year Range	Model Notes	Country	Serial # Range	Stbd. Cable Entry Steering Link Rod Attaching Kit	Port Cable Entry Steering Link Rod Attaching Kit	Required Steering Bracket
8 FourStroke	2005 - 2019		JPN	0R042475 and up	17024A03	N/A(3)	N/A
8 FourStroke	2005 - 2019		BEL	0P325500 and up	17024A03	N/A(3)	N/A
9.9	1986 - 2019		USA	0A197112 and up	11606A 1	11606A 2	N/A
9.9	1986 - 2019		BEL	9461526 and up	11606A 1	11606A 2	N/A
9.9 FourStroke	2005 - 2019		JPN	0R042475 and up	17024A03	N/A(3)	N/A
9.9 FourStroke	2005 - 2019		BEL	0P325500 and up	17024A03	N/A(3)	N/A
15	1988 - 2019		USA	0B292414 and up	11606A 1	11606A 2	N/A
15	1988 - 2019		BEL	9542620 and up	11606A 1	11606A 2	N/A
15 FourStroke (Carb)	1998 - 2008	323 cc	USA	0G590000 and up	41323A03	41323A03	N/A
15 FourStroke	2008 - 2019		JPN	0R235949 and up	853824A04		898103138(2)
20 FourStroke	2008 - 2019		JPN	0R235168 and up	853824A04		898103138(2)
25 FourStroke (EFI)	2006 - 2019	Only manual start models require steering bracket	JPN	0R106999 and up	898101A45	N/A(4)	898101189(5)
25 FourStroke (EFI)	2006 - 2019	Only manual start models require steering bracket	BEL	0P401000 and up	898101A45	N/A(4)	898101189(5)
30 FourStroke (EFI)	2006 - 2019	Only manual start models require steering bracket	JPN	0R106999 and up	898101A45	N/A(4)	898101189(5)
30 FourStroke (EFI)	2006 - 2019	Only manual start models require steering bracket	BEL	0P401000 and up	898101A45	N/A(4)	898101189(5)
40 FourStroke (3 cylinder)	1999 - 2007	Only manual start models require steering bracket	USA	0T409000 - 1B344398	19608A14		893696(2)
40 FourStroke (3 cylinder)	2007 - 2019	Only manual start models require steering bracket	CHN	1C000001 and up	19608A14		893696(2)
40 FourStroke (4 cylinder)	2001 - 2007	BigFoot gearcase 996 cc.	USA	0T178500 - 1B344306	19608A14	19609A 6	816667A 2(2)
40 FourStroke (4 cylinder)	2001 - 2007	BigFoot gearcase 996 cc.	BEL	0P094500 and up	19608A14	19609A 6	816667A 2(2)
40 FourStroke (4 cylinder)	2007 - 2019		CHN	1C000001 and up	19608A14	19609A 6	816667A 2(2)
50 FourStroke (4 cylinder)	2001 - 2007	996 cc.	USA	0T178500 - 1B344306	19608A14	19609A 6	816667A 2(2)
50 FourStroke (4 cylinder)	2001 - 2019	996 cc.	BEL	0P094500 and up	19608A14	19609A 6	816667A 2(2)
50 FourStroke (4 cylinder)	2007 - 2019		CHN	1C000001 and up	19608A14	19609A 6	816667A 2(2)
60 FourStroke	2001 - 2007	996 cc.	USA	0T178500 - 1B344306	19608A14	19609A 6	816667A 2(2)
60 FourStroke	2001 - 2019	996 cc.	BEL	0P094500 and up	19608A14	19609A 6	816667A 2(2)
60 FourStroke	2007 - 2019		CHN	1C000001 and up	19608A14	19609A 6	816667A 2(2)
75-115 FourStroke	2007 - 2019		USA	1B366823 and up	92876A12	N/A	N/A
75-115 FourStroke	2007 - 2019		BEL	0P401000 and up	92876A12	N/A	N/A
135 thru 275 (V-6)	1980 - 2019		USA	5464486 and up	92876A12	N/A	N/A
150 EFI FourStroke	2011 - 2019		USA	1B905505 and up	92876A12	N/A	N/A
135-200 Verado (4 cylinder)	2006 - 2019		USA	1B227001 and up	(6)		
200-300 Verado (6 cylinder)	2005 - 2019		USA	0T980000 and up	(7)		

(1) Bracket part number listed is without carrying handle.

(2) Bracket already furnished on remote models.

(3) When using port entry Ezy Glide stick steering, order attaching kit 41323A 2.

(4) When using port entry Ezy Glide stick steering, order attaching kit 899659A01.

(5) Steering bracket is part of the steering link rod attaching kit.

(6) Hydraulic Steering is standard.

(7) Power Steering is standard.

DUAL CABLE - SINGLE ENGINE ATTACHING KIT

Tension-compression only with both cables installed on the starboard side.

DUAL CABLE ATTACHING KIT



92876A 8

Fits Mercury / Mariner 70-300 hp. outboards (1985 and Newer) and Force 90/120 hp. outboards (1996 and Newer).

DUAL ENGINE TIE BAR KITS

Dual cables are required for installations of 80 hp. (combined total of 160 hp.) or higher.

TIE BAR EXTENSION



8M0026098

Standard Tie Bar Extension Coupler. 15 in.(381 mm). For clearance problems see optional extension couplers.

Fits Mercury/Mariner with standard cowling clearance. Outboard center line distance between 23-1/2 in. thru 27-1/2 in. (597 mm thru 699 mm)

TIE BAR EXTENSION



814951 4

Standard Tie Bar Extension Coupler. 18 in.(458 mm). For clearance problems see optional extension couplers.

Fits Mercury/Mariner with standard cowling clearance. Outboard center line distance between 26-1/2 in. thru 30-1/2 in. (673 mm thru 755 mm)

DUAL ENGINE TIE BAR



92876A 9

Includes 15 in. (381 mm) extension coupler. Adjusts from 22 in. (560 mm) to 26-1/2 in. (675 mm). See extension couplers for additional length.

Fits various Mercury/Mariner 70 thru 3.0 Litre outboards with two piece steering arms.

STEERING ARM EXTENSION KIT



17729A 1

Used with dual engine tie bar kits. Not designed for use with hydraulic or power steering systems or as a primary steering attachment point.

Fits Mercury/Mariner 70/75/80 hp. when installing a single cable-dual engine tie bar kit and included standard in a dual cable-dual engine tie bar kit.

CABLE SEAL KIT

SEAL KIT



19624A 1

Used in outboard applications.

Seals output end of tilt tube, helping to prevent corrosion of the RideGuide cable in a thru tube steering arrangement.

STEERING

TRANSOM MOUNTED STEERING KITS

For single cable-single engine outboard applications.

OUTBOARD CABLE AND PULLEY ATTACHING KITS

STEERING CABLE ATTACHMENT



12569A 1

Fits Mercury / Mariner 6 thru 15 hp. outboards.

STEERING CABLE ATTACHMENT



17024

Included with remote control attaching kit.
Fits Mercury/Mariner 4/5 hp. outboards (USA 0A855097 and Newer, BEL 9586000 and Newer).

STEERING CABLE ATTACHMENT



82776

Fits Mariner 4/5 hp. (6EO and 6E3 Models) and 15/30/40 hp. (2 cyl.) outboards.

STEERING ARM BRACKET



96186A 2

Used along with cable & pulley attaching kit.
Fits Mercury / Mariner 20/25(2 cyl.) outboards.

STEERING BRACKET



76535T

Converts manual tiller to remote steering.
Fits Mercury / Mariner 35/45 hp. manual outboards. See application chart for specific engine models.

MERCURISER POWER STEERING KITS

P/S CYLINDER ASSEMBLY



8M0063381

Power Steering Cylinder Assembly.
Fits 1983 to 1993 R/MR/Alpha One/Gen II & Bravo models

P/S CYLINDER ASSEMBLY



8M0063382

Power Steering Cylinder Assembly, DHB steering system.
Fits 1994 and newer Alpha One Gen II & Bravo models

P/S PUMP AND COOLER KIT



861481A 2

Power Steering Pump and Cooler Kit. For complete installation, order DHB power steering cylinder 8M0063382 separately.
Fits 1995 and newer 3.0L/LX (S/N 0F353100 and up)

MERCUISER DUAL ENGINE TIE BAR KITS

DUAL ENGINE TIE BAR KIT



92020A 2

Used with power steering cylinder mounted on the starboard transom plate. Adjusts from 30 in.(762 mm) to 46 in.(1168 mm)

Fits 1983 and newer R/MR/Alpha One/Gen II and Bravo models, except D7.3L diesel.

92020A 3

Used with power steering cylinder mounted on the starboard transom plate. Adjusts from 46 in.(1168 mm) to 62 in.(1575 mm)

Fits 1983 and newer R/MR/Alpha One/Gen II and Bravo models, except D7.3L diesel.

DUAL ENGINE TIE BAR KIT



96708A 4

Used with power steering cylinder mounted on the port transom plate. Adjusts from 29 in.(737 mm) to 37-1/2 in.(952 mm)

Fits 1983 and newer R/MR/Alpha One/Gen II and Bravo models, except D7.3L diesel.

JET DRIVE 135 & 270 DEG. STEERING SYSTEM

The 135 deg. system allows 135 degrees rotation of the steering wheel (3/8 turn lock to lock). The 270 deg. system allows 270 degrees rotation of the steering wheel (3/4 turn lock to lock). Order helm, bezel, and steering cable separately. If the size required is not listed, use the next larger size.

STEERING HELM



809486

135 Degree Steering Helm.
Fits all Sport Jet models, except V-6 models.

STEERING HELM



850699

270 Degree Steering Helm.
Fits all Jet Drive models

TILT STEERING HELM



64-879686

270 Degree Steering Helm.
Fits all Jet Drive models

BEZEL KIT



809485

Fits all Jet Drive models

STEERING CABLE



64-835457A11

11 ft.(3.4 m) 60 series cable with 5/16-24 end threads. Includes steering cable bellows kit.

Fits all Jet Drive models.

64-835457A13

13 ft.(4.0 m) 60 series cable with 5/16-24 end threads. Includes steering cable bellows kit.

Fits all Jet Drive models.

STEERING

64-835457A15

15 ft.(4.6 m) 60 series cable with 5/16-24 end threads. Includes steering cable bellows kit.

Fits all Jet Drive models.

64-835457A17

17 ft.(5.2 m) 60 series cable with 5/16-24 end threads. Includes steering cable bellows kit.

Fits all Jet Drive models.

64-835457A19

19 ft.(5.8 m) 60 series cable with 5/16-24 end threads. Includes steering cable bellows kit.

Fits all Jet Drive models.

64-835457A21

21 ft.(6.4 m) 60 series cable with 5/16-24 end threads. Includes steering cable bellows kit.

Fits all Jet Drive models.

64-835457A23

23 ft.(7.0 m) 60 series cable with 5/16-24 end threads. Includes steering cable bellows kit.

Fits all Jet Drive models.

64-835457A25

25 ft.(7.6 m) 60 series cable with 5/16-24 end threads. Includes steering cable bellows kit.

Fits all Jet Drive models.

STEERING CABLE BELLOWS



877581A 4

Installs on cable outside of transom

Fits Jet Drive models with 270 Degree system and 60 series cables

JET DRIVE 540 DEG. STEERING SYSTEM

Allows 540 degrees rotation of the steering wheel (1-1/2 turns lock to lock). Includes helm and steering cable. If the size required is not listed, use the next larger size.

REPLACEMENT BEZEL



820728

Fits Sport Jet models

JET DRIVE STEERING CABLE ROD END

STEERING ROD END



883053A 1

For 135 & 540 deg. steering systems. 5/16 in. (7.9 mm)

Fits Sport Jet models with 60 series cables

STEERING CABLE BULKHEAD FITTINGS/ BELLOWS KITS

Hardware used to complete Sport Jet installations. Use either bulkhead fittings or bellows kit. Not for use together.

BULKHEAD COMPRESSION FITTINGS



820675

Fits Sport-Jet 90/95/120 and 175 with 40 series cables. Also fits 200 OptiMax, 210 & 240 EFI Jet Drives.

BULKHEAD BELLOWS KIT



850005A 2

For 135 & 270 deg. steering systems and 60 series cables.

Fits Jet Drive models with 60 series cables

BULKHEAD BELLOWS KIT



850697A 2

Fits Jet Drive models with 40 series cables

K PLANES (TRIM TABS)

MECHANICAL TRIM POSITION INDICATORS 1 POINTER

Cables not included with indicator kits. Order 897979A___.

TRIM POSITION INDICATOR



848444A 6

1 pointer. Bottom cable entry. White faceplate and bezel.
Fits single sterndrive.

848445A 1

1 pointer. Top cable entry. Gray faceplate and black bezel.
Fits single sterndrive.

TRIM POSITION INDICATOR



848445A 6

1 pointer. Top cable entry. White faceplate and bezel.
Fits single sterndrive.

MECHANICAL TRIM POSITION INDICATORS 2 POINTER

Cables not included with indicator kits. Order 897979A___.

TRIM POSITION INDICATOR



845313A 1

2 pointer. Top cable entry. Gray faceplate and black bezel.
Fits twin MCM sterndrives or trim tabs.


TRIM POSITION INDICATOR



845313A 6

2 pointer. Top cable entry. White faceplate and bezel.
Fits twin MCM sterndrives or trim tabs.

TRIM POSITION INDICATOR




845314A 6

2 pointer. Bottom cable entry. White faceplate and bezel.
Fits twin MCM sterndrives or trim tabs.

MECHANICAL TRIM POSITION INDICATORS 3 POINTER

Cables not included with indicator kits. Order 897979A___ cables to proper length.


TRIM POSITION INDICATOR



845765A 6

3 pointer. Top cable entry. White faceplate and bezel.
Fits triple MCM sterndrives or single MCM sterndrive and twin trim tabs.

TRIM POSITION INDICATOR



845766A 6

3 pointer. Bottom cable entry. White faceplate and bezel.
Fits triple MCM sterndrives or single MCM sterndrive and twin trim tabs.

MECHANICAL TRIM POSITION INDICATORS 4 POINTER

Cables not included with indicator kits. Order 897979A____.

TRIM POSITION INDICATOR



845983A 1

4 pointer. Bottom cable entry. Gray faceplate and black bezel.
Fits twin MCM sterndrives and twin trim tabs.

TRIM POSITION INDICATOR



845983A 6

4 pointer. Bottom cable entry. White faceplate and bezel.
Fits twin MCM sterndrives and twin trim tabs.

MECHANICAL TRIM POSITION INDICATORS 5 POINTER

Cables not included with indicator kits. Order F5H208/____ cables or 64-820676A____ cables to proper length.

TRIM POSITION INDICATOR



845457A 1

5 pointer. Bottom cable entry. Gray faceplate and black bezel.
Fits triple MCM sterndrives and twin trim tabs.

TRIM POSITION INDICATOR



845457A 6

5 pointer. Bottom cable entry. White faceplate and bezel.
Fits triple MCM sterndrives and twin trim tabs.

MECHANICAL TRIM POSITION INDICATOR CHART

Trim Position Indicators

Model	Model Note	Black Bezel Gray Faceplate Bottom Cable Entry	White Bezel White Faceplate Bottom Cable Entry	Black Bezel Gray Faceplate Top Cable Entry	White Bezel White Faceplate Top Cable Entry
1 pointer	1 sterndrive or 1 paralift		848444A 6	848445A 1	848445A 6
2 pointer	2 MCM Alpha - V SSM sterndrives or 2 trim tabs		845314A 6	845313A 1	845313A 6
2 pointer	2 MCM VI - VII SSM sterndrives or 2 trim tabs	845313A 1	845313A 6		845314A 6
3 pointer	3 MCM Alpha - V SSM sterndrives	N.L.A.	845765A 6		845766A 6
3 pointer	3 MCM VI - VII SSM sterndrives or 1 MCM sterndrive		845766A 6	N.L.A.	845765A 6
4 pointer	2 MCM Alpha - V SSM	844945A 1	844945A 6	844944A 1	844944A 6

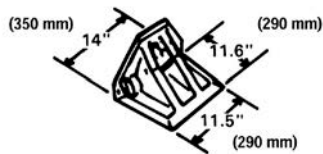
K PLANES (TRIM TABS)

Model	Model Note	Black Bezel Gray Faceplate Bottom Cable Entry	White Bezel White Faceplate Bottom Cable Entry	Black Bezel Gray Faceplate Top Cable Entry	White Bezel White Faceplate Top Cable Entry
	sterndrives and 2 trim tabs				
4 pointer	2 MCM VI - VII SSM sterndrives and 2 trim tabs	845983A 1	845983A 6	N.L.A.	N.L.A.
5 pointer	3 MCM Alpha - V SSM sterndrives and 2 trim tabs	845457A 1	845457A 6	N.L.A.	N.L.A.
5 pointer	3 MCM VI - VII SSM sterndrives and 2 trim tabs or	N.L.A.	N.L.A.	N.L.A.	N.L.A.

SPORT K-PLANES

Each kit contains two K-Planes, two electric/hydraulic pumps, hydraulic cylinders, two harnesses, mounting hardware, installation instructions, drilling and mounting templates. Hoses need to be ordered separately.

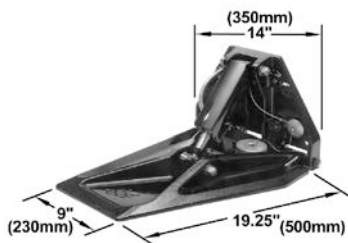
SPORT K-PLANES



841944A02

Model 150S, assembly with digital trim position sender. To be used with VesselView-Race Edition or Mercury Racing sterndrive engines with 892486K05 (Vessel Analog Gauge Interface) to convert system link data to drive standard analog gauges. For all other applications use optional analog gauge driver P/N 884359A03 to drive two standard analog gauges.
For 21 ft.(6.4 m) to 30 ft.(9.1 m) boats.

SPORT K-PLANES



842768A05

Model 280S, assembly with digital trim position sender. To be used with VesselView-Race Edition or Mercury Racing sterndrive engines with 892486K05 (Vessel Analog Gauge Interface) to convert system link data to drive standard analog gauges. For all other applications use optional analog gauge driver P/N 884359A03 to drive two standard analog gauges.
For 31 ft.(9.4 m) to 40 ft.(12.2 m) boats.

SPORT K-PLANES



841945A02

Model 380S, assembly with digital trim position sender. To be used with VesselView-Race Edition or Mercury Racing sterndrive engines with 892486K05 (Vessel Analog Gauge Interface) to convert system link data to drive standard analog gauges. For all other applications use optional gauge driver P/N 884359A03 to drive two standard analog gauges.
For 31 ft.(9.4 m) to 40 ft.(12.2 m) boats.

HYDRAULIC PUMP



8M0083288

Standard pump for use with Sport K-Planes.

DECK MOUNT KIT - TRIM PUMP



842109A01

Mounting brackets and hardware to mount various Race trim pumps onto horizontal surfaces.

Can be used on Race power trim pumps included with Race Sport K-planes, Race NXT and M series transom plates and Race Optimax 200XS, 200XS ROS, 250XS, 250XS Sport and 300XS outboards. See Mercury electronic parts catalog (EPC) for outboard serial number(s) information.

K-PLANES SPORT COLOR OPTION

Custom color K-Planes offered in 12 optional colors to match your custom colored Mercury Racing sterndrive engine package. Not available on 150S models. Please call Mercury Racing Sales at 866-637-2234 to place your custom order.

280S K-PLANE COLOR



8M0114911

Custom color K-Planes offered in 12 optional colors to match your custom colored Mercury Racing sterndrive engine package. Not available on 150S models. Please call Mercury Racing Sales at 866-637-2234 to place your custom order.

380S K-PLANE COLOR



8M0114912

Custom color K-Planes offered in 12 optional colors to match your custom colored Mercury Racing sterndrive engine package. Not available on 150S models. Please call Mercury Racing Sales at 866-637-2234 to place your custom order.

COMPETITION K-PLANES

Each kit contains two K-Planes, two electric/hydraulic pumps, competition stainless steel hydraulic cylinders, two harnesses, mounting hardware, installation instructions, drilling and mounting templates. Hoses need to be ordered separately.

HYDRAULIC PUMP



846860T 1

Heavy-duty pump for use with Competition K-Planes

ACTUATOR KITS

ACTUATOR KIT



845532A 1

Stainless steel cable grip
Fits old style K-Logo, K-Planes.

ACTUATOR KIT



845630A 1

Plastic cable grip
Fits old style K-Logo, K-Planes.

ACTUATOR KIT



845630A02

Plastic Grip
Fits new style M-Logo, K-Planes.

ACTUATOR KIT



845532A02

Stainless Steel grip
Fits new style M-Logo, K-Planes.

K PLANES (TRIM TABS)

K-PLANES HOSE KITS

K-PLANES HOSE KIT



32-843556A 1

30 inch K-Planes hose kit. Set of 4 hoses with unions in each kit.

32-843675A 1

60 inch K-Planes hose kit. Set of 4 hoses with unions in each kit.

HOSES FOR K-PLANES

Each K-Plane requires four hoses. Priced and sold separately.

K-PLANE HOSE



32-845976

30 in. (76 cm) long

K-PLANE HOSE



32-845977

60 in. (152 cm) long

K-PLANE HOSE



32-846051

96 in. (244 cm) long

K-PLANE HOSE



32-848789

115 in. (292 cm) long

INSTALLATION SPECIFICATIONS AND TOOLS

INSTALLATION AIDS

14 PIN BRACKET



8M0076435

Rounded edges and anti-rotation
Rigging aid for 14 pin data cable

NUT



11-889664

(1.500-18) Black Nylon

DUAL STATION RIG HARNESS



91-8M0119480

Kit contains one harness and two weather caps
Used to temporarily rig a second station such that the vessel can be operated while the second station is not installed (shipping, rigging installation, short term rework, etc)

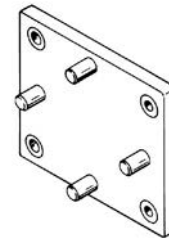
TRANSOM DRILLING FIXTURE



91-98234A 2

Used to assist drilling of the holes for the outboard engine transom bracket mounting bolts.
Mercury/Mariner 30/40 hp. & above (2 cycle), 25 hp. Bigfoot & above (4-Stroke), and Force 40 hp. & above (1993 and newer).

CONTROL DRILLING FIXTURE



91-828363A 1

Used to assist drilling of the holes for side mount control and panel mount control mounting bolts.
For use with the Commander 2000 side mount and the Commander 3000 panel mount controls.

TRANSOM DRILL FIXTURE KIT



91-866590A02

Used to assist drilling of the holes for the MerCruiser transom plate mounting bolts.
For MCM 1.6L Vazer models.

INSTALLATION SPECIFICATIONS AND TOOLS

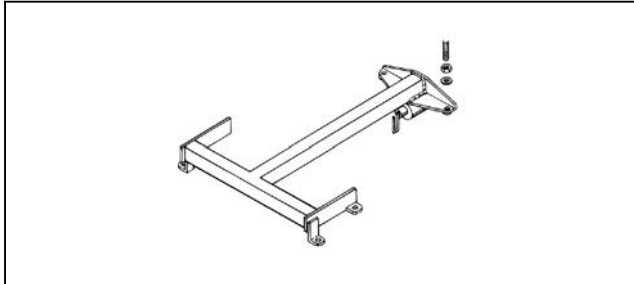
DRILL FIXTURE KIT



91-43693A 2

Used to assist drilling of the holes for the MerCruiser transom plate mounting bolts. For MCM 3.0L to 350 Magnum (Alpha One), Bravo One, Two, Three and Blackhawk models.

ENGINE MOUNTING FIXTURE



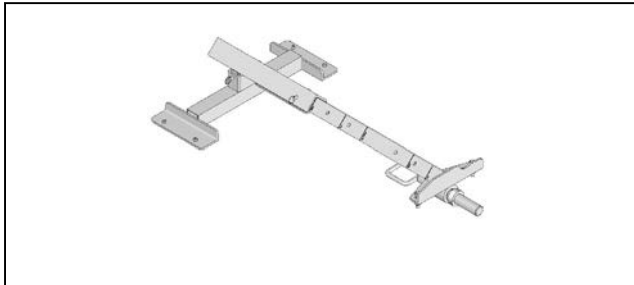
91-806794A02

Gasoline engine mount installation tool fixture. MerCruiser gasoline engines, except Vazer engines.

91-807903A 1

Diesel engine mount installation tool fixture. MerCruiser 2.8 ES (s/n 88010499 and below), D3.0 L, D3.6 L; D4.2 MS / ES (s/n 88020199 and below)

ENGINE MOUNTING FIXTURE



91-8M0084205

NLA - Order 91-8M0114831 plus 8M0114832 or 8M0114833
Fits all QSD 2.0L, 2.8L & 4.2 engines
Also fits 1.7L, 2.8L & 4.2L (Tier 1) engines

ENGINE MOUNTING FIXTURE



91-8M0114831

Primary mount assembly. To be used in conjunction with Mount Fixture 22.5 in.(571 mm) p/n 8M0114832 and/or Mount Fixture 25.2 in.(640 mm) p/n 8M0114833
For use with all Mercury high speed diesel engines

ENGINE MOUNTING FIXTURE



91-8M0114832

Fixture mount assembly. To be used in conjunction with Primary Mount Assembly p/n 8M0114831
For use with all Mercury high speed diesel engines, except the V8 TDI

ENGINE MOUNTING FIXTURE



91-8M0114833

Fixture mount assembly. To be used in conjunction with Primary Mount Assembly p/n 8M0114831
For use with Mercury high speed V8 TDI diesel engines

ALIGNMENT SHAFT TOOL



91-805475A 1

Used to align the engine to the standard Bravo transom assembly for sterndrive installation.
For MerCruiser drives, except Vazer drives.

ALIGNMENT SHAFT



91-8M0125730

For MerCruiser drives used with the 4.2L TDI engines

91-8M0114829

For MerCruiser 4.2L TDI engines with ITS transoms

ALIGNMENT SHAFT



91-8M2001017

Aids in aligning the engine to the transom assembly for sterndrive installation. Works with Vazer, Alpha and Bravo sterndrives.

PRELIMINARY SHIFT ADJUSTMENT TOOL



91-12427T

Attaches over the shift cable and aids in proper shift cable adjustment at the shift plate.

For MCM Bravo One and Bravo Two models.

CENTER LIFTING EYE



863678

Fits MCM/MIE D1.7L DTI diesel engines.

LIFTING EYE - ZEUS POD



10-8M0080049

Attaches to transmission.

For installation or removal of the Zeus Transmissions.

OUTBOARD ENGINE LIFTING EYE



91-90455 1

Threads into the flywheel to remove the power head assembly from the driveshaft housing, or to lift entire engine for removal/installation.

Fits most 2 cycle Mercury/Mariner Outboards from the 30/40 (2 cyl.) on up.

OUTBOARD ENGINE LIFTING EYE/FLYWHEEL PULLER



91-83164M

Threads into flywheel for lifting powerhead/engine. Also used as a flywheel puller to remove flywheel from engine.

Fits numerous outboard products including the 40/45/50/60 (4 cyl. - 4-Stroke) and the 75/90/115 FourStroke (s/n 1B366822 and below) outboard engines.

LIFTING EYE/FLYWHEEL PULLER



91-895343T02

A combination tool utilized for both lifting the engine and for pulling the flywheel.

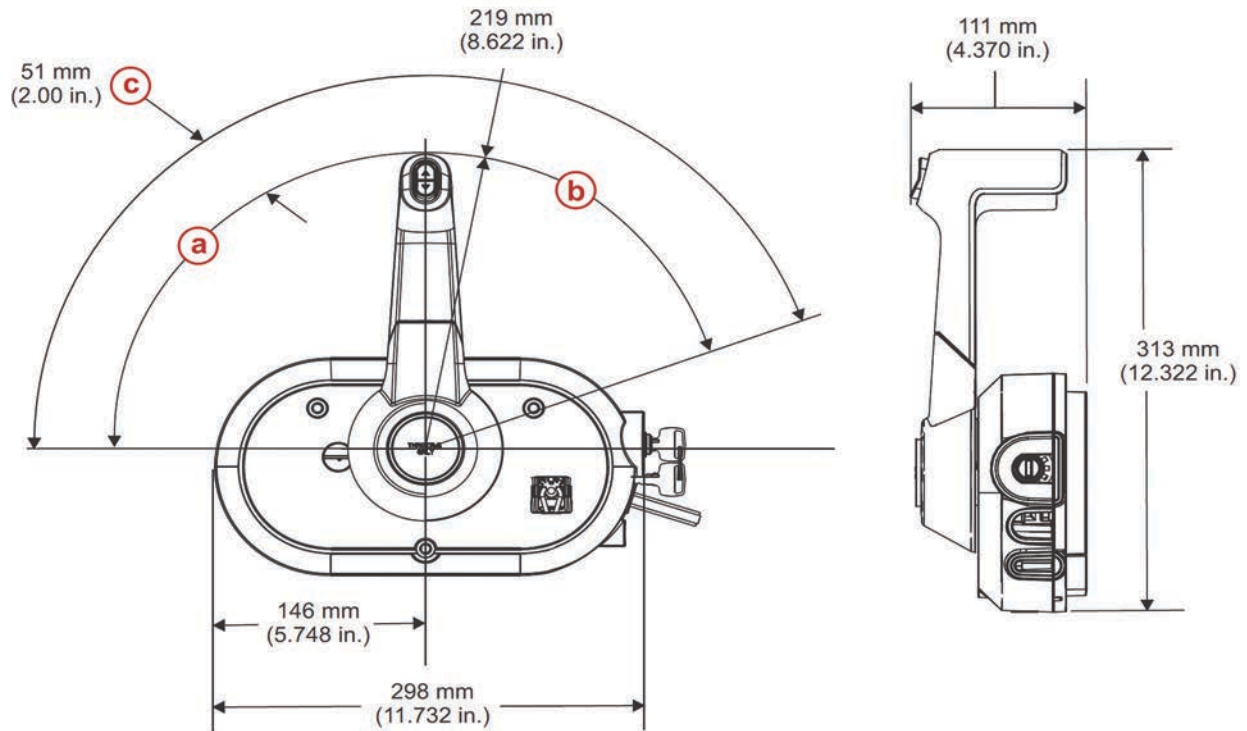
Fits the 75-115 hp. FourStroke outboards (s/n 1B366823 and above), 135-300 hp. Verado outboards and the F150 EFI FourStroke outboard.

INSTALLATION SPECIFICATIONS AND TOOLS

MSC 4500 SIDE MOUNT CONTROL SCHEMATIC

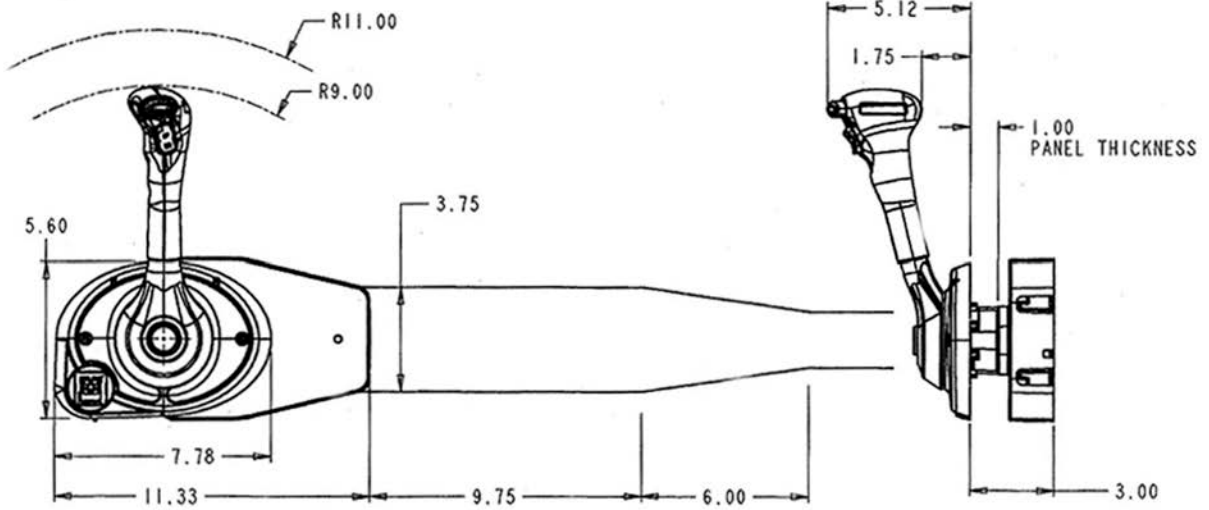
Required mounting clearances:
 The remote control must be mounted on a hard, flat vertical surface no less than 6.3 mm (1/4 in.) thick.

- a) 90 degree forward rotation from center of handle
- b) 70 degree reverse rotation from center of handle
- c) Hand clearance



MPC 4000 PANEL MOUNT CONTROLS (TRIM/NON-TRIM)

Required mounting clearances for 858690A 1, 2, 3.



INSTALLATION SPECIFICATIONS AND TOOLS

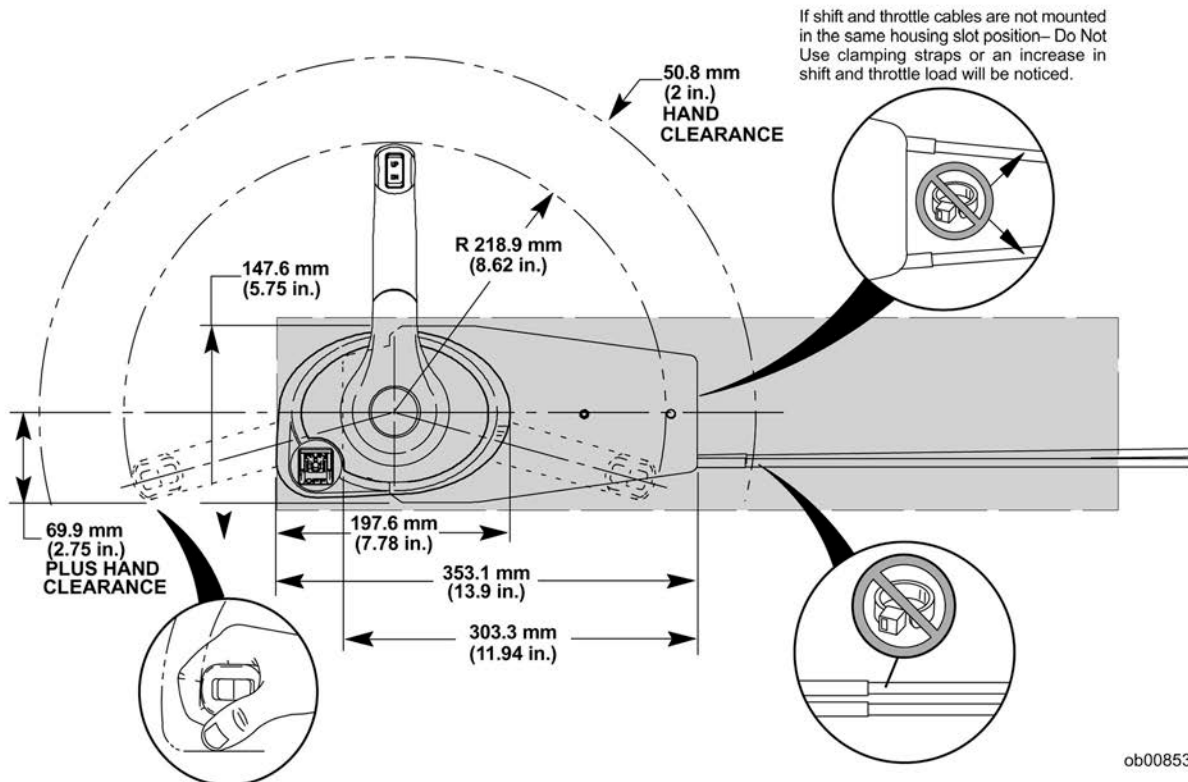
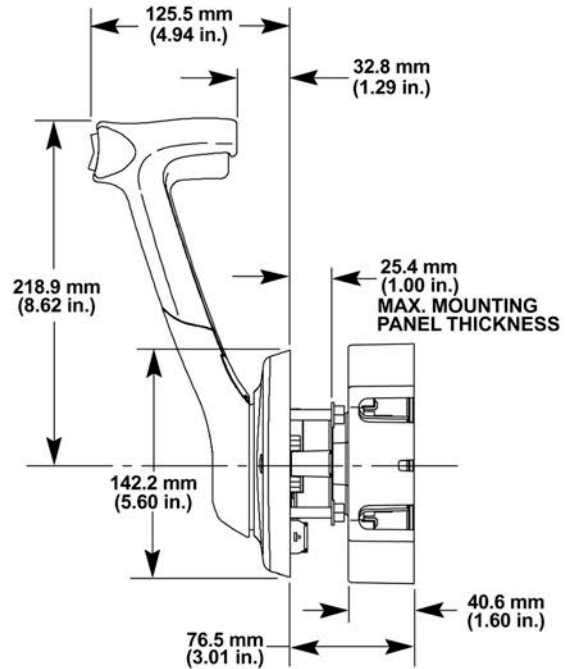
MPC 4000 GEN II PANEL MOUNT-LOCK BAR DESIGN

(Trim/Non-Trim)
 _Required mounting clearances for 883710A__ series controls

Mechanical Panel Control (Trim/Non-Trim)

IMPORTANT: Ensure that the remote control has adequate clearance and does not contact other components. The cable path should be free of obstructions. See shaded area.

IMPORTANT: The minimum bend radius of the remote control cable is 305 mm (12 in.). For optimum performance, plan a cable route that does not require bends smaller than the minimum. A bend radius less than the minimum creates cable friction and may reduce cable life.

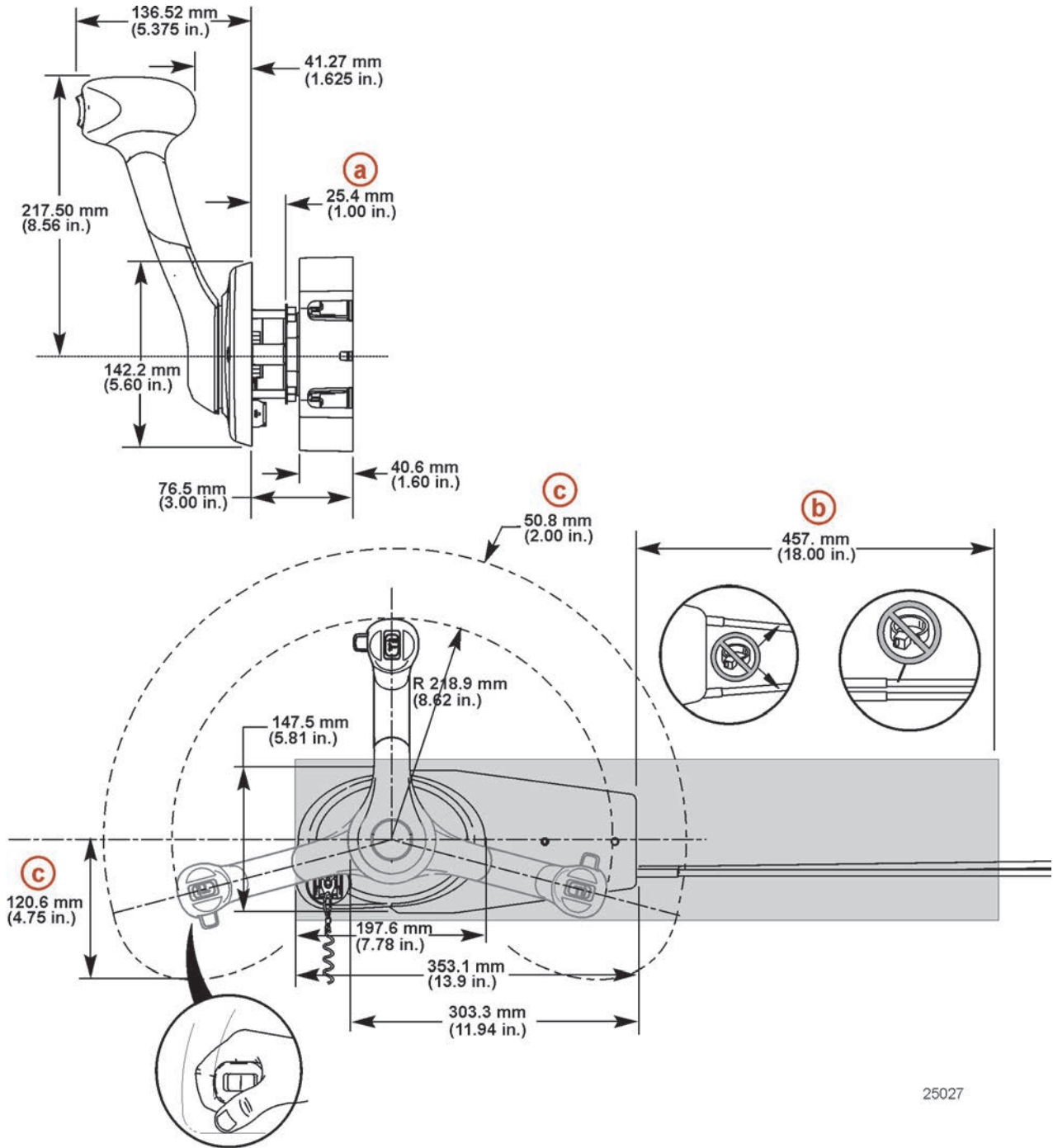


ob00853

MPC 4000 GEN II PANEL MOUNT-LOCK BAR FINGER RELEASE DESIGN

(Trim/Non-Trim)

_Required mounting clearances for series controls - Common to 883710A__ series Lock Bar



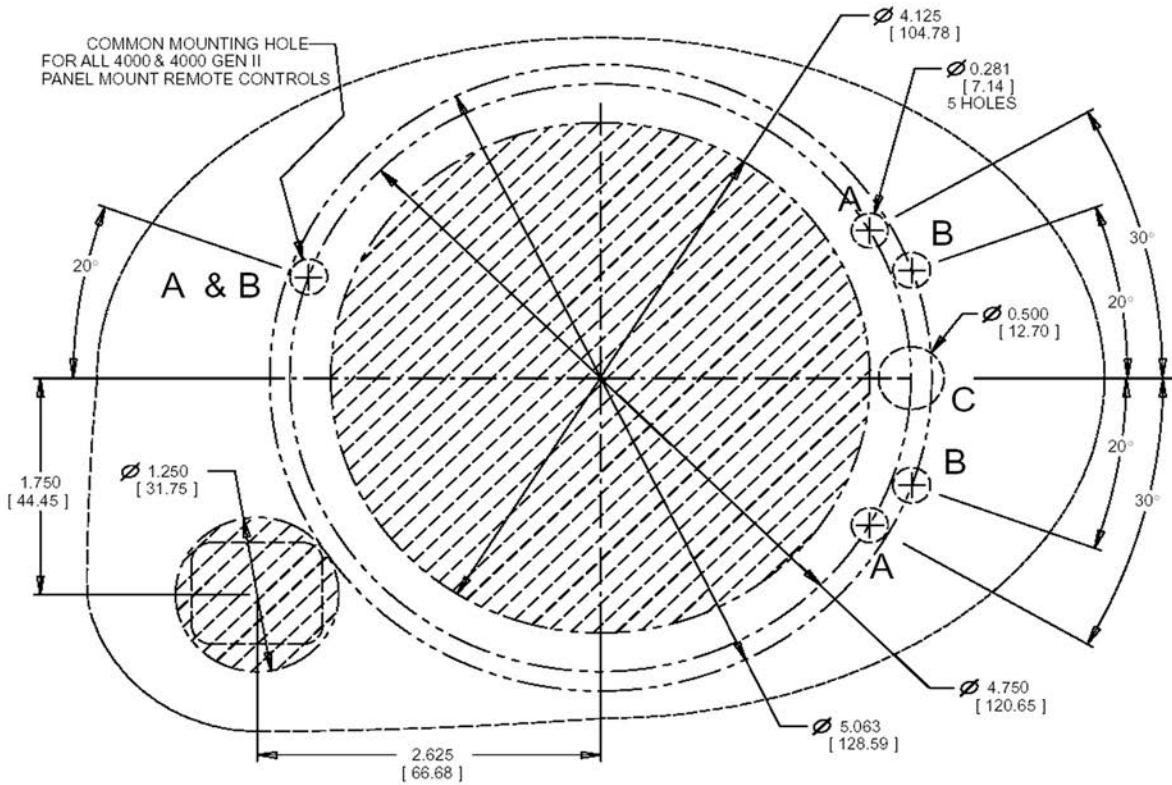
25027

INSTALLATION SPECIFICATIONS AND TOOLS

MPC 4000/4000 GEN II-PANEL MOUNT CUTOUT TEMPLATE

Template is combined 4000 control and 4000 Gen II control.

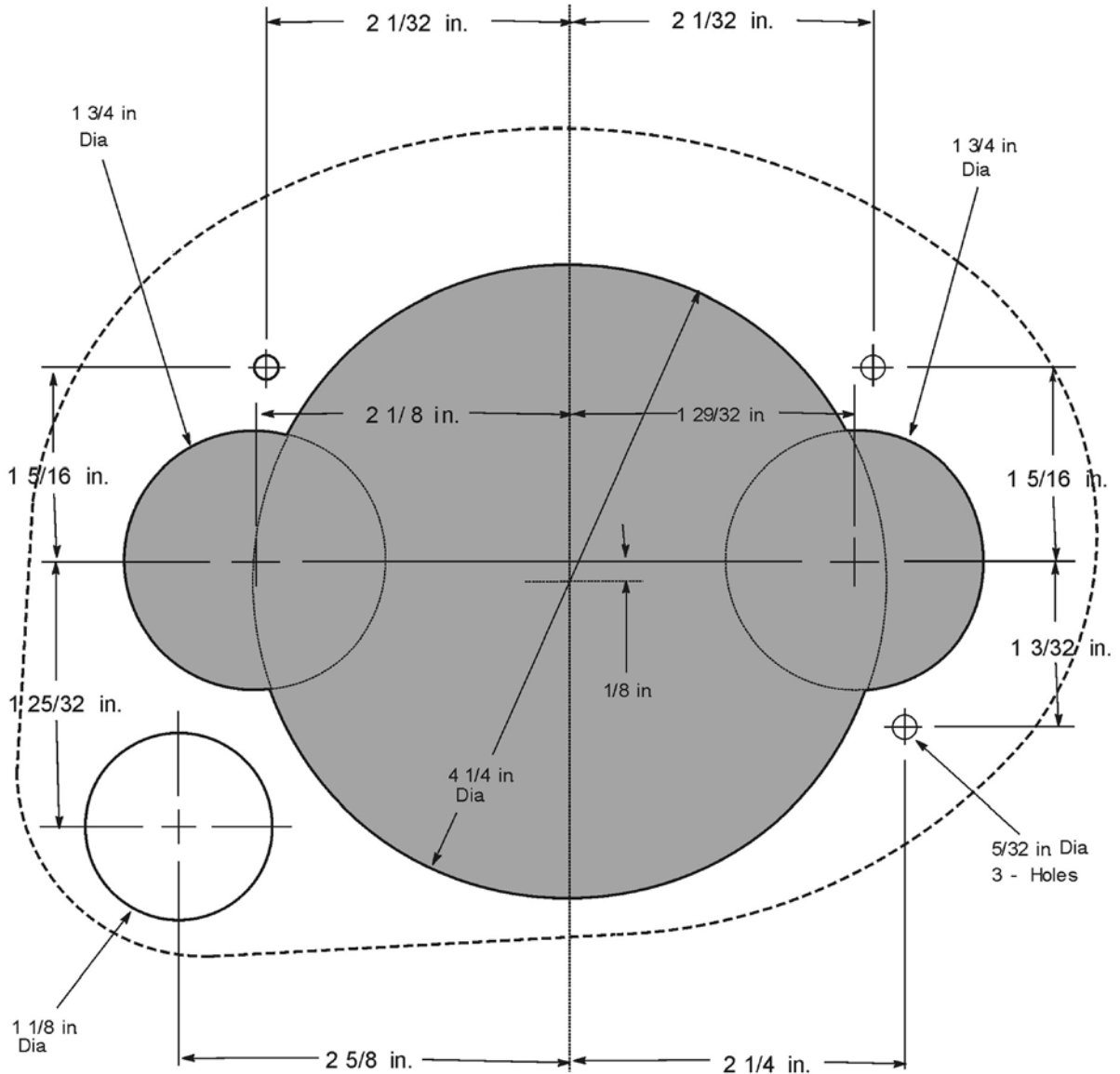
- A = HOLES REQUIRED FOR MOUNTING 4000 SERIES MPC. MDL #'S: 858690-A01 THRU A11 & 883709-A01 THRU A03
- B = HOLES REQUIRED FOR MOUNTING 4000 GEN II MPC. MDL #'S: 883710-A01 THRU A03
- C = HOLE REQUIRED FOR THROTTLE FRICTION ACCESS, 4000 SERIES MPC. MDL #'S: 858690-A01 THRU A11



Size not to scale- refer instruction sheet included in control for correct template

DTS - ERC PANEL MOUNT CUTOUT TEMPLATE

← FRONT OF BOAT

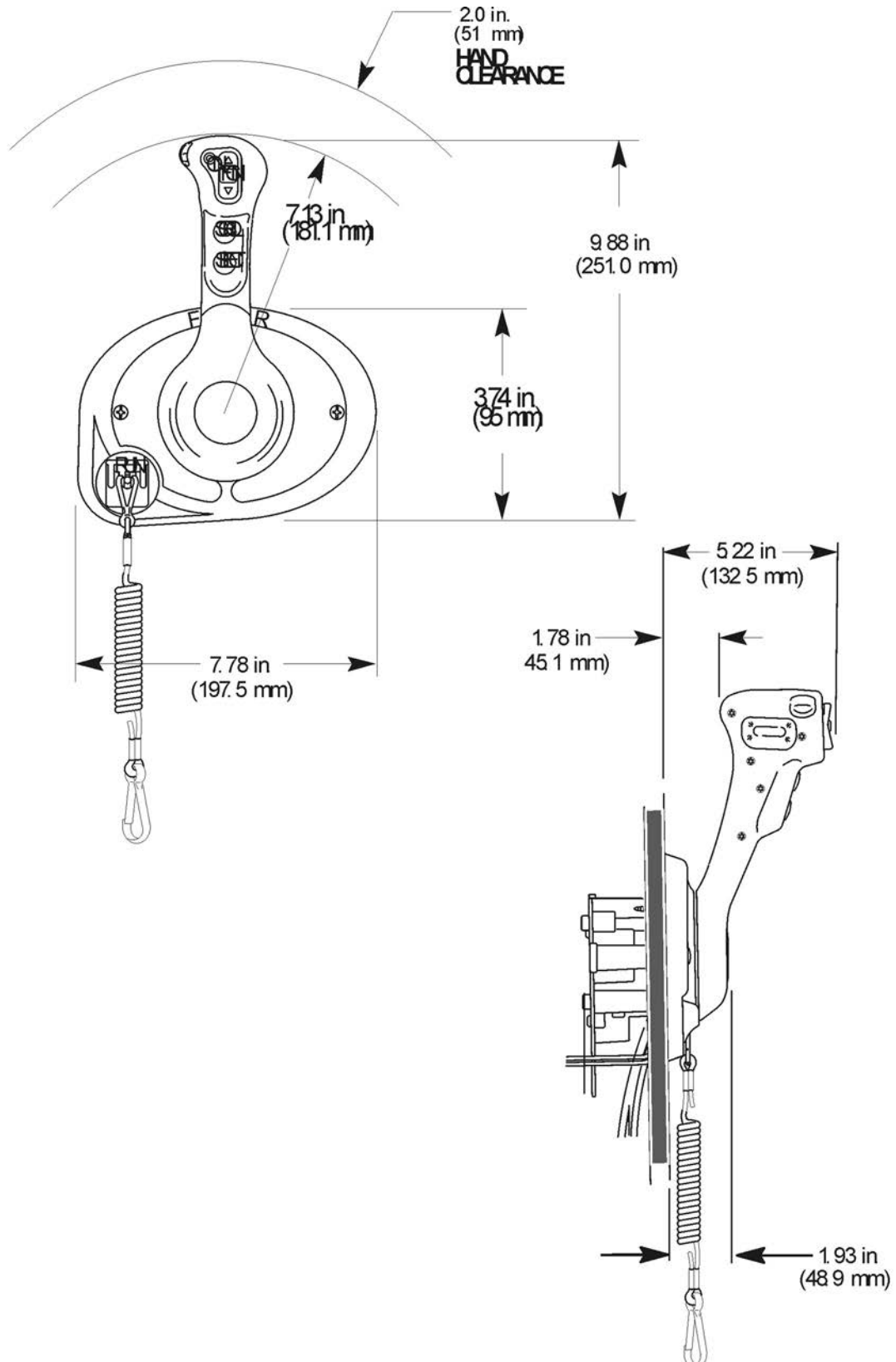


00020

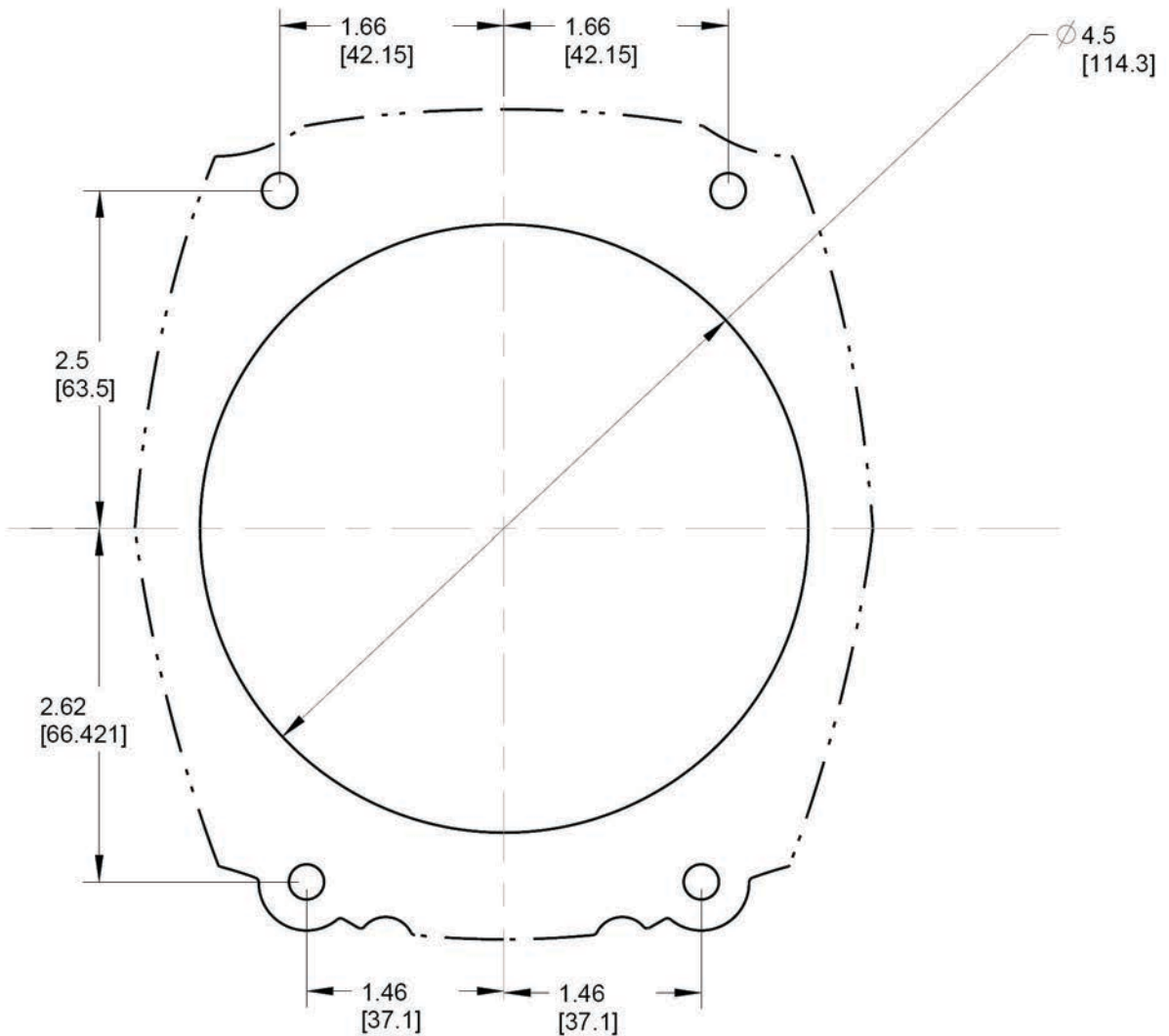
Size not to scale- refer instruction sheet included in control for correct template

INSTALLATION SPECIFICATIONS AND TOOLS

DTS - ERC PANEL MOUNT CONTROLS



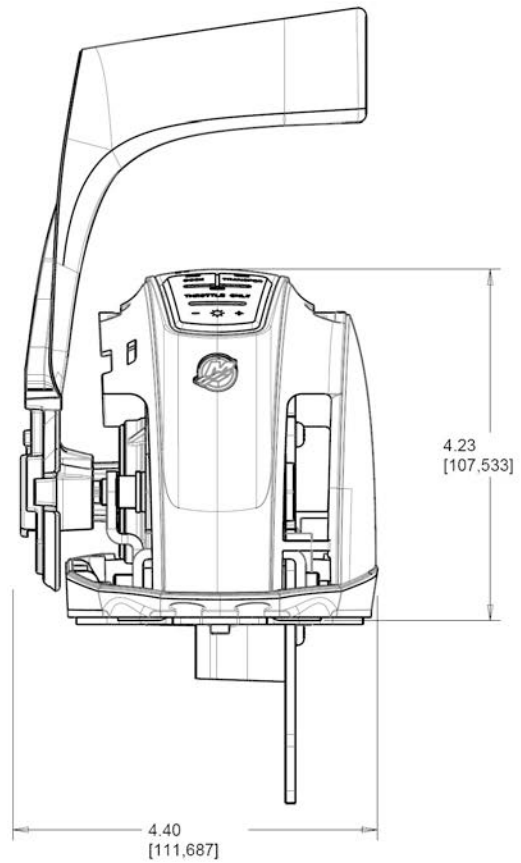
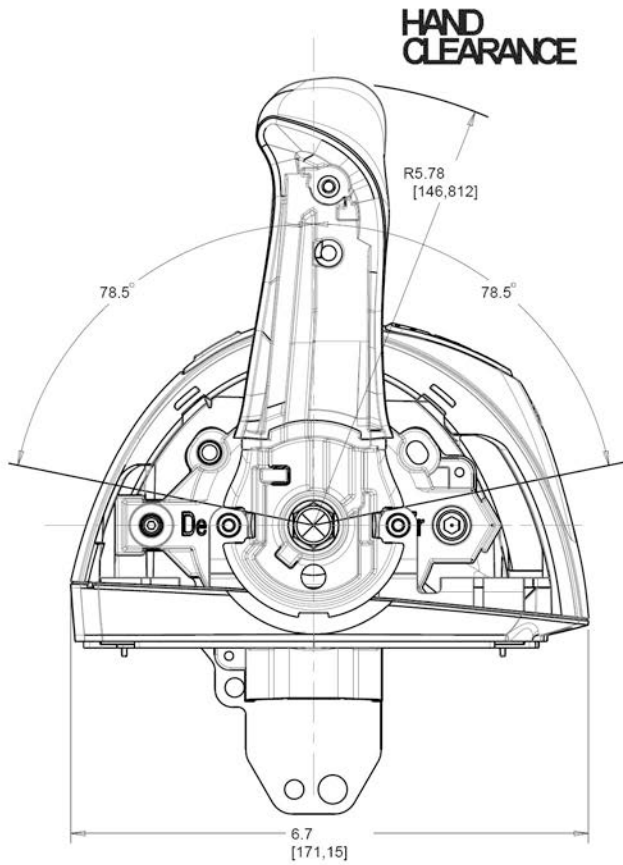
DTS - ERC DUAL CONSOLE MOUNT CUTOUT TEMPLATE



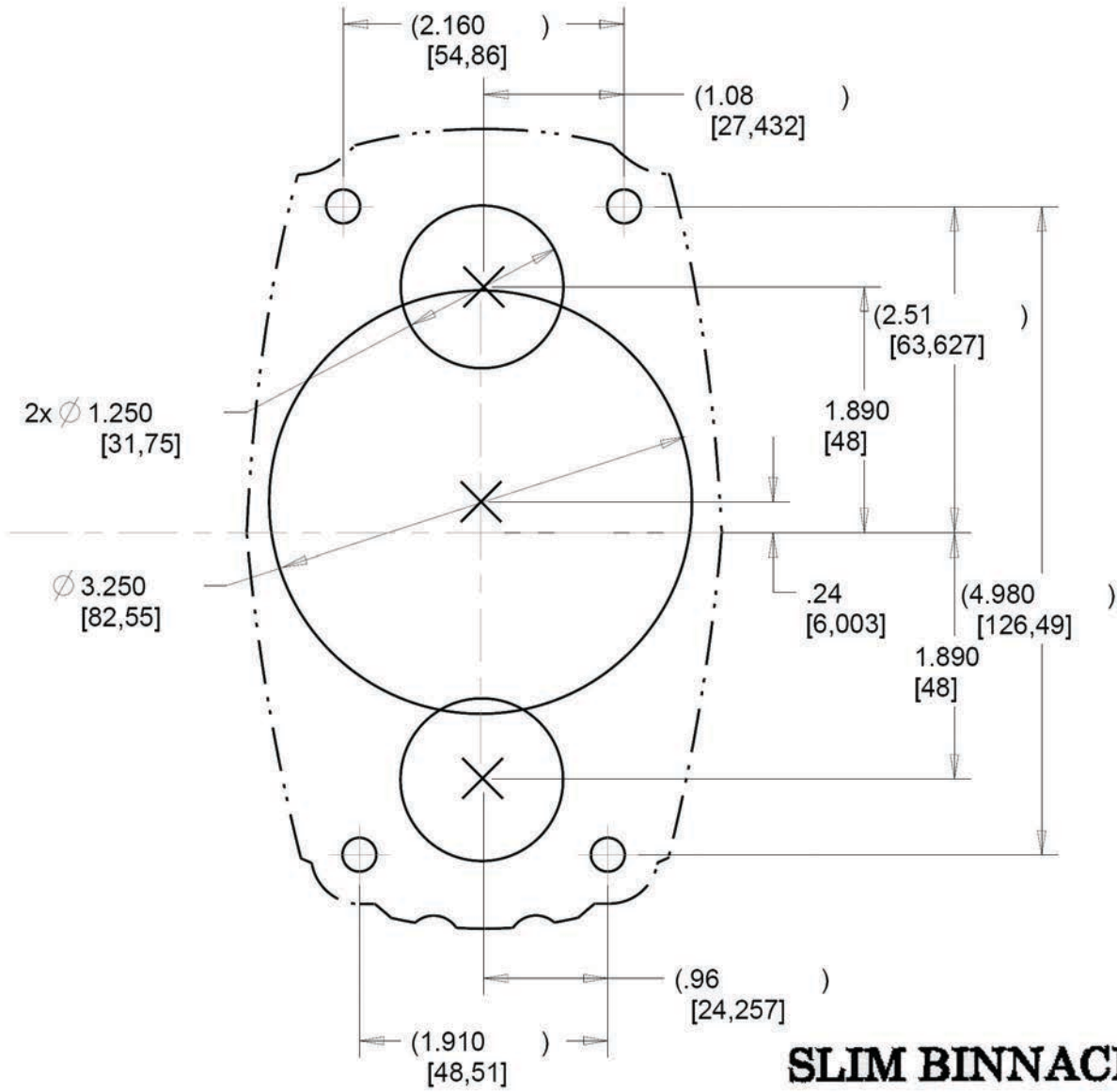
Size not to scale- refer instruction sheet included in control for correct template

INSTALLATION SPECIFICATIONS AND TOOLS

DTS - ERC CONSOLE MOUNT CONTROLS - SINGLE ENGINE

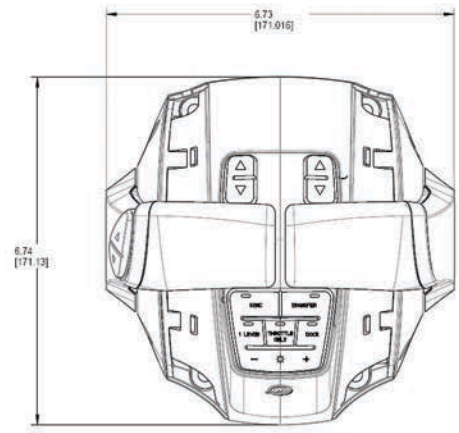
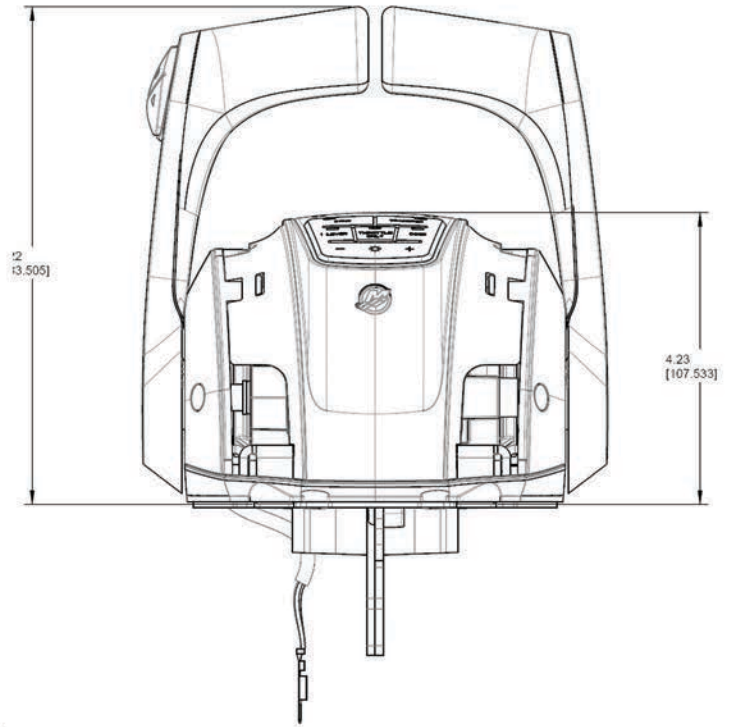


DTS - ERC SLIM BINNACLE - SINGLE ENGINE

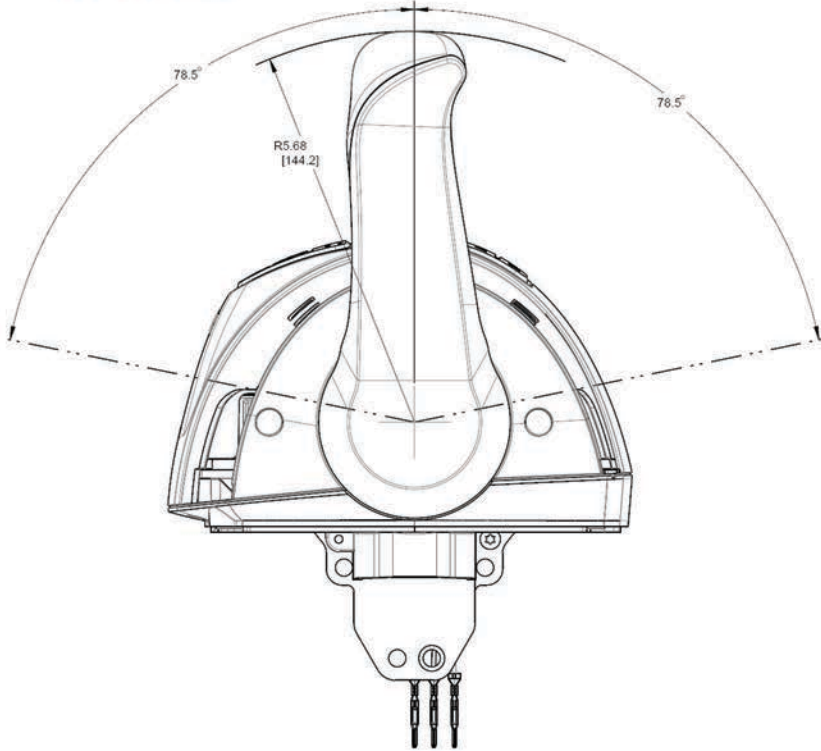


INSTALLATION SPECIFICATIONS AND TOOLS

DTS - ERC CONSOLE MOUNT CONTROLS - DUAL ENGINE

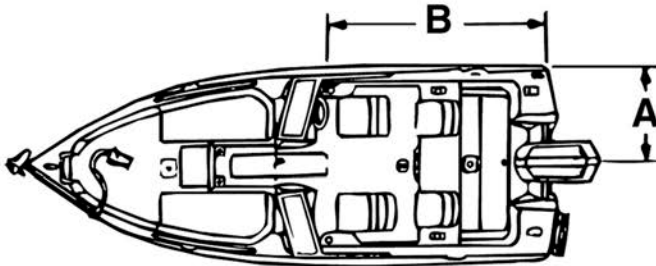


HAND CLEARANCE



MEASURING OUTBOARD THROTTLE/SHIFT CABLES

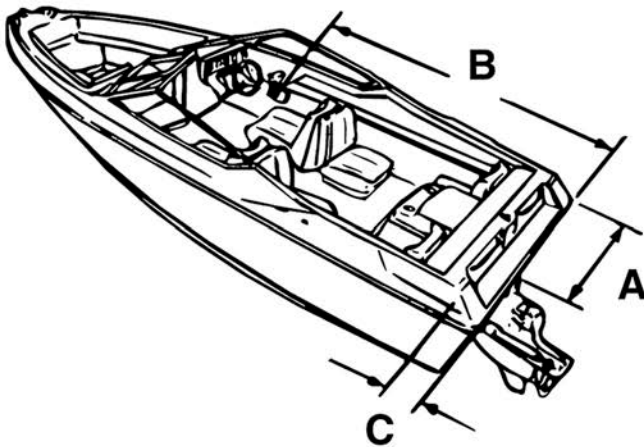
Boats with side mount controls.



1. Add boat measurements A-B in inches (mm) and add 18 in. (457 mm) to the total. Dimension B represents the distance from the remote control location measured along the gunwale to the transom.
2. In dual engine installations, dimension A is measured from the gunwale to each engine center-line.
3. Divide by 12 in. (304 mm).
4. This is the length of the throttle and shift cables in feet (meters).
5. For left hand (Port) remote control installation, use the same measuring procedure following routing along the opposite side of the boat.

MEASURING MERCUISER THROTTLE/SHIFT CABLES

Boats with side mount controls.

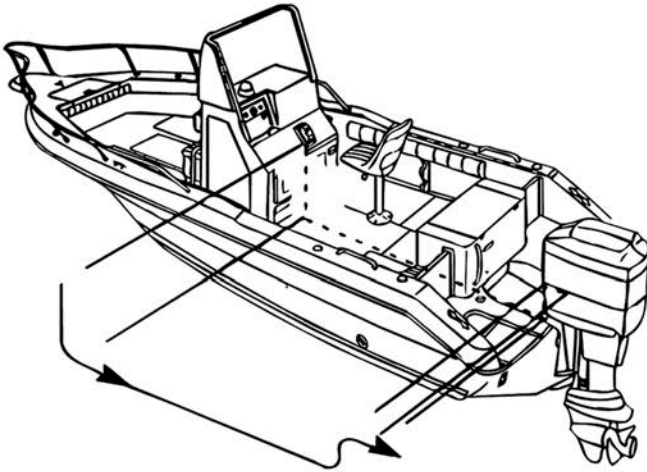


1. Add A-B-C in inches (mm). Dimension B represents the distance from the remote control location measured along the gunwale to the transom. The C dimension represents distance from the transom, forward to the throttle/shift attaching point.
2. In dual engine installations, dimension A is measured from gunwale to each engine center-line.
3. Divide by 12 in. (304 mm).
4. This is the length of the throttle and shift cables in feet (meters).
5. For left hand (Port) remote control installation, use the same measuring procedure following routing along the opposite side of the boat.

INSTALLATION SPECIFICATIONS AND TOOLS

MEASURING CONSOLE CONTROL THROTTLE/SHIFT CABLES

Boats with either Outboard or MerCruiser applications.



1. When measuring cable length for a console mount remote control, measure along the actual selected cable routing path and add 18 inches (457 mm) to the total.
2. Divide by 12 inches (304 mm).
3. This is the length of the throttle or shift cables in feet (meters).

MEASURING FOR EXHAUST RISERS

The exhaust elbows must be located a sufficient distance above the waterline (at rest with maximum load) to prevent water from entering cylinders through the exhaust system. Available in both 3 in. (76 mm) or 6 in. (152 mm) sizes, risers may be selected using the required minimum distance chart found in the appropriate engine installation manual.

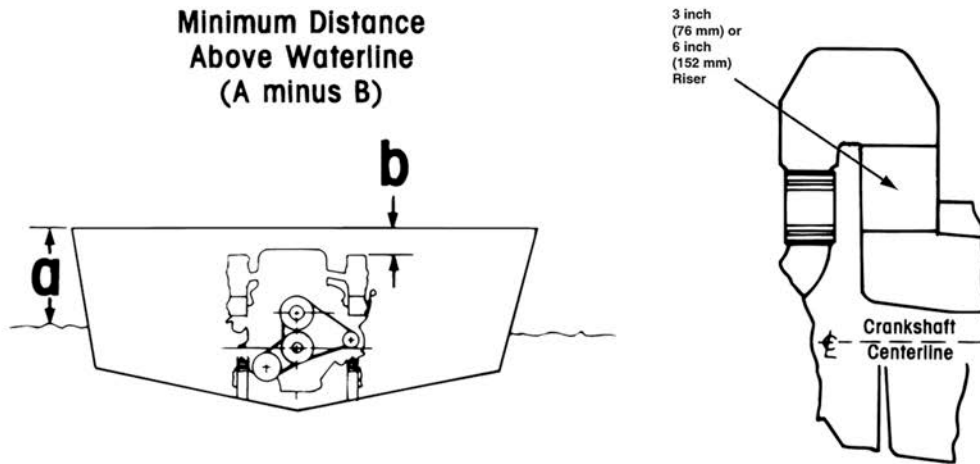


TABLE OF CONTENTS

Propeller Selector	703	Black Max Mercury/Mariner 40-60 HP BF FS, 75-125 HP.	760
Step 1 - Select Hardware Mercury	704	Black Max Mercury/Mariner 4-5 HP, 4-6 HP FS.	758
Step 2 - Select Propeller Mercury	705	Black Max Mercury/Mariner 6-15 HP, 9.9-15 HP FS.	758
Step 1 - Select Hardware Quicksilver	706	Black Max Mercury/Mariner 8/9.9 HP 4-Stroke.	759
Step 2 - Select Propeller Quicksilver	707	Black Max Mercury/Mariner 9.9-15 BF FS 20-25 HP.	759
Propeller Material and Blade Facts	708	Black Max Mercury/Mariner 9.9 BF 15/20 HP (4-Stroke).	759
Flo-Torq Hub System Selector	709	Bravo I.	765
Mercury Propeller Application Charts	710	Bravo Three.	772
Mercury MerCruiser Application Charts	716	Bravo Three Diesel.	772
Mercury Outboard Application Charts	710	Bravo Two - Aluminum.	770
Mercury Zeus Application Charts	719	Bravo Two - Stainless Steel.	771
Non-Mercury Engine Application Charts	720	Clear Machete.	756
Propeller Selecting Tools	724	Enertia.	761
Mercury Propeller Rigging Chart	725	Enertia ECO.	762
Bass: 115 - 250 HP	741	Fury.	764
Freshwater Fish / Runabout / Fish and Ski / Mod V / V Bottom: 60 - 350 HP	725	Fury 4.	764
Offshore / Bay / Flats Center Console: 40 - 350 HP	744	HighFive.	767
Tri / Pontoon: 40 - 350 HP	732	Laser II.	770
Mercury Propeller Type	755	Laser II Mercury/Mariner 40-60 BF, 75-125.	770
Alpha 4.	761	Maximus.	765
Black Max.	758	Mercury Outboard Propeller Selector Chart	755
Black Max Mercury/Mariner 135-300, MerCruiser Alpha/Bravo I.	761	Mercury Propeller Selector.	755
Black Max Mercury/Mariner 2.5-3.5 HP.	758	Mercury SternDrive Propeller Selector Chart	756
Black Max Mercury/Mariner 25/30 HP FS.	760	Mirage Plus.	768
Black Max Mercury/Mariner 25-30 BF FS, 30-40 TS/FS, 50-60 TS/FS.	760	M - Series Propeller.	773
Black Max Mercury/Mariner 40-60 BigFoot (4.25 In.) FourStroke.	760	Revolution 4.	763
		Spitfire.	757
		Spitfire 25-30 HP.	757
		Spitfire 40-60 HP.	757
		Spitfire 40 Bigfoot - 125 HP.	757
		SpitFire 90 CT-300 HP, MerCruiser Alpha/Bravo I.	758
		Spitfire X7 40 CT - 115 HP Standard.	766
		Tempest Plus.	766

TABLE OF CONTENTS - PROPELLERS

Trophy Plus	767
Trophy Sport	767
Vengeance	768
Vengeance Mercury/Mariner 135-300, MerCruiser Alpha & Bravo I	770
Vengeance Mercury/Mariner 25/30 Hp 4- Stroke	769
Vengeance Mercury/Mariner 25-30 BF FS, 30-40 TS/FS, 50-60 TS/FS	769
Vengeance Mercury/Mariner 40-60 BF, 75-125 TS/FS	769
Vengeance Mercury/Mariner 9.9-15 BF FS, 20-25 HP	769
Z - Series Propeller	773

Mercury Racing Propeller Type 775

Bravo I FS Pro Finished	778
Bravo I Lab Finished	781
Bravo I LT Pro Finished	776
Bravo I OC Lab Finished	781
Bravo I XC Pro Finished	778
Bravo I XS Pro Finished	777
Bravo Three XR Pro Finished	785
Chopper II - Mercury 30 (U.S. Origin) and 40 - 60 HP	775
Cleaver 40 - 60 HP	775
CNC Cleaver 5 Blade 15 Degree Rake Lab Finished	786
CNC Cleaver 5 Blade 18 Degree Rake Lab Finished	786
CNC Cleaver 5 Blade 21 Degree Rake Lab Finished	786
CNC Cleaver 6 Blade 15 Degree Rake Lab Finished	787
CNC Cleaver 6 Blade 18 Degree Rake Lab Finished	787
CNC Cleaver 6 Blade 21 Degree Rake Lab Finished	787
Enertia ECO XP	780
Lightning E.T.	775
MAX 5 Lab Finished	782
Maximus Long Tube Lab Finished	783
Maximus Short Tube Lab Finished	784

Pro Max Propeller	775
Revolution 4 Lab Finished	780
Revolution 4 XP	779

Mercury Racing Propeller Charts 788

Bravo I - 4 Blade SS Lab Finished	791
Bravo I FS Pro Finished	790
Bravo I LT Pro Finished	789
Bravo I OC Lab Finished	791
Bravo I XC Pro Finished	789
Bravo I XS Pro Finished	789
Bravo Three XR Pro Finished	793
CNC Cleaver 5 Blade 13 Degree Rake Polished Lab Finished Sterndrive Propeller	793
CNC Cleaver 5 Blade 15 Degree Rake Polished Lab Finished Sterndrive Propeller	794
CNC Cleaver 5 Blade 18 Degree Rake Polished Lab Finished Sterndrive Propeller	801
CNC Cleaver 5 Blade 21 Degree Rake Polished Lab Finished Sterndrive Propeller	806
CNC Cleaver 6 Blade 15 Degree Rake Polished Lab Finished Sterndrive Propeller	810
CNC Cleaver 6 Blade 18 Degree Rake Polished Lab Finished Sterndrive Propeller	815
CNC Cleaver 6 Blade 21 Degree Rake Polished Lab Finished Sterndrive Propeller	818
Enertia ECO XP Propeller	790
Lightning E.T. - 3 Blade SS	788
MAX 5 Lab Finished Propeller	791
Maximus Long Tube 5 Blade SS Lab Finished	792
Maximus Short Tube 5 Blade SS Lab Finished	792
Pro Max® - 4 Blade Stainless Steel	788
Revolution 4 Lab Finished Propeller	791
Revolution 4 XP Pro Finished Propeller	790

Quicksilver Propeller Application Charts 822

Enertia/Johnson Outboard Application Charts	822
Force Outboard Application Charts	825

Honda Outboard Application Charts	827	Silverado 90 CT - 350 HP	860
MerCruiser Sterndrive Application Charts	843	Thunderbolt	860
Mercury/Mariner Outboard Application Charts	830	Torrent	860
OMC Sterndrive Application Charts	847	OEM - Quicksilver Propeller Cross Reference	862
Suzuki Outboard Application Charts	834	Evinrude/Johnson/OPMC Prop Cross Reference	862
Tohatsu/Nissan Outboard Application Charts	837	Force Propeller Cross Reference	863
Volvo Penta Sterndrive Application Charts	850	Honda Propeller Cross Reference	863
Yamaha Outboard Application Charts	839	Mercury/Mariner/MerCruiser Prop Cross Reference	864
Yamaha Sterndrive Application Chart	852	Suzuki Propeller Cross Reference	866
Quicksilver Propeller Type	854	Tohatsu/Nissan Propeller Cross Reference	866
Black Diamond	855	Volvo Propeller Cross Reference	867
Black Diamond BII - Bravo Two	861	Yamaha Propeller Cross Reference	867
Black Diamond for 85-140 hp Evinrude/Johnson V-4	856	Historical Propeller Charts	869
Black Diamond for Standard 40-60 hp Outboard	855	Chrysler Outboards	890
Black Diamond Outboard/Sterndrive with 4 3/4 in Gearcase (Group E)	855	Force Outboards	887
Black Diamond Outboard with 4 1/4 in Gearcase (Group D)	855	Mariner Electric Motor	879
Diamond 4	856	Mariner Outboard	881
Nemesis	856	MerCruiser Sterndrives	890
Nemesis 25-30 HP	856	Mercury Electric Motors	869
Nemesis 40-60 HP	857	Mercury Outboard	869
Nemesis 40 CT (Bigfoot) - 125 HP	857	Propeller Hardware and Accessories	902
Nemesis 90 CT - 300 HP	857	Anodes	912
QST 5	860	Cotter Pins	919
Quicksilver Bravo Three	861	Diffuser Rings	913
Quicksilver Outboard Propeller Selector Chart	854	Flo-Torq II, III, IV & HD Hub Kits	905
Quicksilver Q3	858	Flo-Torq II Application Charts	902
Quicksilver Q4 60 CT - 125 HP	858	Flo-Torq Reflex Hub Kits	904
Quicksilver Q4 90 CT - 350 HP	859	Hub Cross-Reference Chart	902
Quicksilver SternDrive Propeller Selector Chart	855	Marine Grease	933
Silverado	859	Mercury Racing Propeller Accessories	933
Silverado 40 - 60 HP	859	Paints	934
Silverado 40 CT - 125 HP	859	Performance Vent Plugs	929
		Point of Purchase Marketing Material	934
		Prop Nut Kits	914

Not all parts listed are available for the European, C.I.S., Africa and Middle East Markets.
 For more information, please contact your local Mercury, Mariner, MerCruiser or Quicksilver Office.

TABLE OF CONTENTS - PROPELLERS

Prop Nuts	917
Rubber Hubs	926
Shear Pins	919
Skegs	928
Spacers	920
Stainless Steel Impellers	930
Tab Washers	921
Thrust Washers	922
Tools	931
Trim Tabs	925
Washers	920

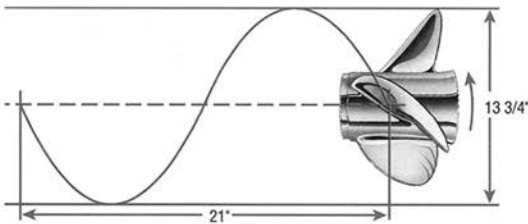
PROPELLER SELECTOR

HOW-TO-FIND THE RIGHT PROPELLER


- Find the make, model, year and horsepower of the engine you are propping.
- For a Mercury or MerCruiser engine, turn to the Mercury propeller application charts in this guide and locate the table that contains propellers designed for the engine you are propping.
- Propellers for older Mercury motors can be found in the Historical Propeller charts section of the guide.
- For a non-Mercury outboard or stern drive engine, please reference the Quicksilver section of the propeller guide. Quicksilver propellers are designed to fit a wide variety of competitive applications.
- Many Quicksilver propellers require a hub kit (sold separately) to complete the installation. You can find a Quicksilver 2 step reference guide at the beginning of the propeller guide. This guide will assist you in locating the proper hub kit for your engine.

PITCH & DIAMETER

- Each propeller in this guide has a listed diameter and pitch. The diameter is the first number listed, followed by the pitch. For a 14 X 19 Propeller, this means that the propeller has a diameter of 14 inches and has 19 inches of pitch.



- Typically when selecting a propeller, you only need to select the right pitch for your boat. The correct diameter for that propeller has usually been predetermined by our engineering staff for most propellers. In general, high horsepower applications require more diameter. Propeller diameter typically decreases as pitch increases within a given propeller line.



- The diameter of the propeller is defined as the distance across the imaginary circle that is made as the propeller rotates.
- The pitch of a propeller is the theoretical distance in inches that a propeller would move forward in one revolution. The higher the pitch an engine can turn, the faster the boat will go.

DETERMINING THE CORRECT PITCH

- Consult the owner's manual to find the recommended full throttle (W.O.T.) RPM range for your engine.
- Run the boat with moderate load in an open stretch of water at W.O.T. trimming the engine up for speed. Record the maximum RPM during the run. Repeat the run in the opposite direction to compensate for wind and current. The average of these two numbers is your W.O.T. RPM.
- The best compromise of acceleration, top speed and fuel economy can be obtained when the W.O.T. RPM is in the middle of the manufacturers suggested RPM range.
- An over propped boat will cause the engine to lug, with the engine unable to reach the suggested W.O.T. RPM range. An over propped boat may also exhibit sluggish acceleration and poor hole shot.
- An under propped boat will over-rev, exceeding the manufacturers recommended W.O.T. RPM range.
- If the current propeller isn't in the manufacturers suggested RPM range, select a replacement propeller based on the following guidelines:
 - Adding one inch of pitch will reduce W.O.T RPM by 150-200 RPM
 - Subtracting one inch of pitch will increase W.O.T RPM by 150-200 RPM

CAUTION

Operating the engine outside of the recommended RPM range can cause severe damage to your engine and may void the warranty. Always test the boat on the water after you install a new propeller.

STEP 1 - SELECT HARDWARE MERCURY



Step 1: Select Hardware

Locate the model, year and horsepower of your outboard or sterndrive to find your hub kit. Match the 'options' color to a like-colored propeller choice in step 2.

Mercury®, Mariner®, and Force® Outboards, and MerCruiser® Sterndrives	Options	Hub Kit
Mercury 250-300 HP FourStroke, Mercury 200-300 HP Pro XS, Mercury 300-350 HP Verado, Mercury Racing 400R (any engine with a 1.25" prop shaft)	✓	8M0101601
Mercury 150-225 HP FourStroke in surpace-piercing applications	✓	8M0101602
Mercury/Mariner 40 CT -- 300 HP [1" prop shaft], MerCruiser Alpha & Bravo I Sterndrives	✓	8M0150151
Mercury/Mariner 135 - 300 HP [1" prop shaft], MerCruiser 120 - 375 Alpha and Bravo I Sterndrives in non-surface piercing applications	✓	835257K1
Mercury/ Mariner 75 HP 1984 and newer, 90 & 115 HP 1978 and newer, 125 HP 1994 and newer	✓	835257K1
MerCruiser 400 HP + Bravo One sterndrives	✓	835258K2
Mercury V6 used with surfacing propellers; Revolution4, Trophy Plus, Fury and Tempest	✓	835257K6
Mercury Racing Choppers and Cleavers for V6 outboards	✓	835258K1
MerCruiser XZ & XR Racing Sport and Torque Master, Verado SCI 350 HP [1.25 shaft]	✓	840389K06
Force 75 HP 1999, 90-150 Hp 1995 and newer outboards	✓	835257K1
Yamaha® Outboards and Sterndrives	Options	Hub Kit
Yamaha 50-100 HP outboards with splined forward washer	✓	835272Q 1
Yamaha 115 & 130 HP 1984 and newer	✓	835271Q 2
Yamaha 150-300 HP HPDI and VMAX and 130-300 HP sterndrives	✓	835271Q 2
Yamaha 150-300 HP 4-Stroke outboards [excluding V8 models] 115-250 HP SHO 2015 and Newer	✓	835274Q 1
Yamaha 200-250 HP SHO 4-Stroke outboards 2014 and older	✓	8M0075402
Evinrude® and Johnson® Outboards, Volvo® and OMC® Sterndrives	Options	Hub Kit
Johnson 90-115 HP 4-Stroke outboards	✓	835283Q 1
Johnson 140 HP 4-Stroke outboards	✓	835283Q 2
Evinrude/Johnson V4 outboards	✓	835266Q 1*
Evinrude ETEC G2 200-300 HP	✓	8M0107220
Evinrude/Johnson outboards and OMC sterndrives with V6 and V8 gearcases, Cobra and King Cobra sterndrives 1991 and newer	✓	8M0119081
Evinrude/Johnson outboards and OMC sterndrives with V6 and V8 gearcases, Cobra and King Cobra sterndrives 1990 and older**	✓	8M0119082
Volvo SX 1996 and newer, OMC Cobra SX sterndrives 1994 and newer, 7.4L 1994 and newer [19 tooth spline]**	✓	8M0119083
Suzuki® Outboards	Options	Hub Kit
Suzuki 60 HP 4-Stroke 1998 and newer, 70 HP 4-Stroke 1998-2008, and 75-140 HP 2-Stroke outboards	✓	835282Q 1*
Suzuki 70-90 HP 2009 and newer outboards	✓	835283Q03
Suzuki 90-115 HP 4-Stroke 2001-2008 outboards	✓	835283Q 1
Suzuki 100-115 Hp 4-Stroke 2009 and newer, 140 HP 4-Stroke outboards	✓	835283Q 2
Suzuki 150-300 HP 4-Stroke, 150-225 2-Stroke outboards	✓	835281Q 1
Honda® Outboards	Options	Hub Kit
Honda 75-90 HP outboards 1998 and older	✓	835277Q 1
Honda 75-90 HP outboards 1999 and newer, and 115-130 HP	✓	835279Q 2
Honda 135-225 HP 4-Stroke outboards	✓	835278Q 1
Tohatsu® and Nissan® Outboards	Options	Hub Kit
60-140 HP outboards	✓	835284Q 1

*Small labyrinth seal propeller required. See Mercury Accessories Guide for full selection of application specific propellers.

**WARNING: Interference exists between the ribs on Quicksilver Stainless Steel Propellers and the add-on OMC/Volvo Anode P/N 3852970. Anode and attaching hardware must be removed for proper clearance.

Honda is a registered trademark of Honda Motor Co. Nissan is a registered trademark of Nissan Motor Co., Inc. Suzuki is a registered trademark of Suzuki Motor Co., Ltd. Tohatsu is a registered trademark of Tohatsu Corp. Volvo is a registered trademark of Volvo Ltd. Yamaha is a registered trademark of Yamaha Corp. Evinrude, Johnson and OMC are registered trademarks of Bombardier. All other trademarks belong to the Brunswick Corporation.

STEP 2 - SELECT PROPELLER MERCURY



Step 2: Select Propeller


Select a propeller by choosing a diameter and pitch that best compliments your boat and general usage.

Dia X Pch	Matl	Blades	Model	LH	RH
12.5 X 23	Alum	3	Black Max	--	77350A45
12.75 X 21	Alum	3	Black Max	--	77348A45
13 X 19	Alum	3	Black Max	--	77346A45
13.25 X 17	Alum	3	Black Max	--	77344A45
13.25 X 16	Alum	3	Black Max	--	854360A45
13.75 X 15	Alum	3	Black Max	--	77342A45
14 X 13	Alum	3	Black Max	--	77340A45
14 X 13	Alum	3	Black Max Pontoon	--	8M0151358
14 X 11	Alum	3	Black Max	--	77338A45
14 X 11	Alum	3	Black Max Pontoon	--	8M0151356
14 X 10	Alum	3	Black Max	--	854342A45
14 X 10	Alum	3	Black Max Pontoon	--	8M0151354
14 X 9	Alum	3	Black Max	--	854340A45
12.75 X 19	Alum	4	SpitFire	--	8M8026600
12.75 X 17	Alum	4	SpitFire	--	8M8026590
12.75 X 15	Alum	4	SpitFire	--	8M8026580
13.75 X 13	Alum	4	SpitFire Pontoon	--	8M8026570
13.75 X 11	Alum	4	SpitFire Pontoon	--	8M8026560
13.75 X 10	Alum	4	SpitFire Pontoon	--	8M8026555
12.75 X 21	SS	4	SpitFire X7	--	8M0151344
12.75 X 19	SS	4	SpitFire X7	--	8M0151363
13 X 17	SS	4	SpitFire X7	--	8M0151362
13.5 X 15	SS	4	SpitFire X7	--	8M0151361
14 X 13	SS	4	SpitFire X7	--	8M0151360
13 X 18	SS	3	Vengeance	--	8M0151402
13.1 X 16	SS	3	Vengeance	--	8M0151401
13.4 X 14	SS	3	Vengeance	--	8M0151399
14 X 12	SS	3	Vengeance	--	8M0151398
14 X 10	SS	3	Vengeance	--	8M0151397
13.75 X 26	SS	4	Trophy Plus	--	8M0151395
13.75 X 25	SS	4	Trophy Plus	--	8M0151394
13.75 X 24	SS	4	Trophy Plus	--	8M0151393
13.75 X 23	SS	4	Trophy Plus	--	8M0151392
13.75 X 21	SS	4	Trophy Plus	--	8M0151391
13.75 X 19	SS	4	Trophy Plus	--	8M0151390
13.75 X 17	SS	4	Trophy Plus	--	8M0151389
13.75 X 15	SS	4	Trophy Plus	--	8M0151388
14 X 23	Alum	3	Black Max	--	832834A45
14.25 X 21	Alum	3	Black Max	--	832832A45
14.5 X 19	Alum	3	Black Max	--	832830A45
15.5 X 18	Alum	3	Black Max	--	11324A45
15 X 17	Alum	3	Black Max	--	832828A45
16 X 16	Alum	3	Black Max	--	16440A45
15.25 X 15	Alum	3	Black Max	--	78116A45
15.5 X 15	Alum	3	Black Max Pontoon	--	78116CP1
16 X 14	Alum	3	Black Max	--	16438A45
16 X 14	Alum	3	Black Max Pontoon	--	16438CP1
16 X 13	Alum	3	Black Max	--	78114A45
16 X 13	Alum	3	Black Max Pontoon	--	78114CP1
16 X 12	Alum	3	Black Max	--	16436A45
16 X 12	Alum	3	Black Max Pontoon	--	16436CP1
16 X 11	Alum	3	Black Max	--	78112A45
14 X 23	Alum	4	SpitFire	--	8M0084497
14 X 21	Alum	4	SpitFire	--	8M0084496
14 X 19	Alum	4	SpitFire	--	8M0084495
14 X 17	Alum	4	SpitFire	--	8M0084494
14 X 14	Alum	4	SpitFire	--	8M0084493
14 X 12	Alum	4	SpitFire	--	8M0084491
14 X 12	Alum	4	SpitFire	--	8M0084491
13.75 X 21	SS	3	Vengeance	--	8M0151408
14 X 19	SS	3	Vengeance	8M0151406	8M0151407
14.5 X 17	SS	3	Vengeance	8M0151404	8M0151405
14.5 X 15	SS	3	Vengeance	--	8M0151403

Dia X Pch	Matl	Blades	Model	LH	RH
14.5 X 25	SS	3	Mirage Plus	--	8M0151313
14.6 X 23	SS	3	Mirage Plus	8M0151311	8M0151312
14.75 X 21	SS	3	Mirage Plus	8M0151309	8M0151310
15.25 X 19	SS	3	Mirage Plus	8M0151307	8M0151308
15.5 X 17	SS	3	Mirage Plus	8M0151303	8M0151304
15.75 X 15	SS	3	Mirage Plus	8M0151301	8M0151302
16 X 13	SS	3	Mirage Plus	--	8M0151300
14.6 X 27	SS	3	Tempest Plus	--	8M0151388
14.6 X 26	SS	3	Tempest Plus	--	8M0151387
14.6 X 25	SS	3	Tempest Plus	--	8M0151386
14.6 X 24	SS	3	Tempest Plus	--	8M0151385
14.6 X 23	SS	3	Tempest Plus	--	8M0151384
14.6 X 22	SS	3	Tempest Plus	--	8M0151383
14.6 X 21	SS	3	Tempest Plus	--	8M0151382
14.6 X 19	SS	3	Tempest Plus	--	8M0151381
14.6 X 17	SS	3	Tempest Plus	--	8M0151380
13.75 X 26	SS	4	Trophy Plus	--	8M0151395
13.75 X 25	SS	4	Trophy Plus	--	8M0151394
13.75 X 24	SS	4	Trophy Plus	--	8M0151393
13.75 X 23	SS	4	Trophy Plus	--	8M0151392
13.75 X 21	SS	4	Trophy Plus	--	8M0151391
13.75 X 19	SS	4	Trophy Plus	--	8M0151390
13.75 X 17	SS	4	Trophy Plus	--	8M0151389
13.25 X 21	SS	5	High Five	--	8M0151292
13.25 X 19	SS	5	High Five	--	8M0151291
13.5 X 17	SS	5	High Five	--	8M0151290
14.6 X 25	SS	4	Revolution 4	8M0151328	8M0151329
14.6 X 23	SS	4	Revolution 4	8M0153126	8M0151327
14.6 X 21	SS	4	Revolution 4	8M0151324	8M0151325
14.6 X 20	SS	4	Revolution 4	8M0151322	8M0151323
14.6 X 19	SS	4	Revolution 4	8M0151320	8M0151321
14.6 X 18	SS	4	Revolution 4	8M0151318	8M0151319
14.6 X 17	SS	4	Revolution 4	8M0151316	8M0151317
14.6 X 15	SS	4	Revolution 4	8M0151314	8M0151315
15.25 X 32	SS	4	Bravo I	8M0151220	8M0151221
15.25 X 30	SS	4	Bravo I	8M0151218	8M0151219
15.25 X 28	SS	4	Bravo I	8M0151216	8M0151217
15.25 X 26	SS	4	Bravo I	8M0151214	8M0151215
15.25 X 24	SS	4	Bravo I	8M0151212	8M0151213
15.25 X 22	SS	4	Bravo I	8M0151210	8M0151211
13.5 X 22	SS	3	Enertia	--	8M0151245
13.6 X 21	SS	3	Enertia	8M0151242	8M0151243
13.75 X 20	SS	3	Enertia	--	8M0151244
14 X 19	SS	3	Enertia	8M0151238	8M0151239
14.25 X 18	SS	3	Enertia	--	8M0151237
14.5 X 17	SS	3	Enertia	8M0151234	8M0151235
14.75 X 16	SS	3	Enertia	--	8M0151233
15 X 15	SS	3	Enertia	8M0151230	8M0151231
15.25 X 14	SS	3	Enertia	8M0151228	8M0151229
15.6 X 13	SS	3	Enertia	8M0151226	8M0151227
16 X 11	SS	3	Enertia	8M0151224	8M0151225
14 X 27	SS	3	Fury	--	8M0151275
14 X 26	SS	3	Fury	--	8M0151274
14 X 25	SS	3	Fury	--	8M0151273
14 X 24	SS	3	Fury	--	8M0151272
14 X 23	SS	3	Fury	--	8M0151271
14.5 X 26	SS	4	Fury 4	--	8M0151281
14.5 X 25	SS	4	Fury 4	--	8M0151280
14.5 X 24	SS	4	Fury 4	--	8M0151279
14 X 21	SS	4	Fury V	--	8M0151287
14 X 20	SS	4	Fury V	--	8M0151286
14.5 X 19	SS	4	Fury V	--	8M0151285
16 X 23	SS	3	Enertia ECO	8M0151262	8M0151263
16 X 22	SS	3	Enertia ECO	8M0151260	8M0151261
16 X 21	SS	3	Enertia ECO	8M0151258	8M0151259
16 X 20	SS	3	Enertia ECO	8M0151256	8M0151257
16 X 19	SS	3	Enertia ECO	8M0151254	8M0151255
16 X 18	SS	3	Enertia ECO	8M0151252	8M0151253
16 X 17	SS	3	Enertia ECO	8M0151250	8M0151251

STEP 1 - SELECT HARDWARE QUICKSILVER

STEP 1 - SELECT HARDWARE QUICKSILVER



EASY 2 STEP Propeller Selection!

Step 1: Identify the Flo Torq hub system and propeller application for your engine model

Step 2: Locate the preferred propeller part number

PROPELLER APPLICATION		Runabout	Saltwater Fish	Freshwater Fish	Pontoon	Cruiser	Bass	Performance
Stainless Steel								
Silverado	Increased performance & durability over standard aluminum. One piece cast steel for exceptional strength & durability	■	■	■	■	■		
Thunderbolt	Best overall performing high-horsepower propeller. Large diameter design works well across a wide range of applications. Fits 135hp and above outboards and V8 sterndrives.	■	■	■	■	■		
Torrent	Designed to make big boats go fast. Higher rake and bigger cup provide better handling and lift on big V6 outboard-powered boats. Ideal for 135hp and above outboard-powered bass and tournament walleye boats 17' and longer.			■	■		■	■
Q3	The highest performing propeller in the Quicksilver line-up. The Q3 improves both holeshot and top speed on runabouts, center consoles, pontoons and tritoons.			■	■			■
Q4	The premier fishing propeller. Will improve holeshot and handling on center consoles, multi-species fishing boats, bay/flats and bass boats.		■	■		■	■	■
QST 5	5-blade stainless steel design offers ultimate holeshot and handling. Perfect propeller for supreme tow sport performance. Fits 135HP and above outboards and Alpha One sterndrives.		■	■				■
Aluminum								
Black Diamond	World's best selling Aluminum propeller. Perfect combination of performance, durability and value. Fits outboards 2.5hp - 250hp and Alpha One sterndrives.	■	■	■	■	■		
Nemesis	State-of-the-art propeller provides 3-blade speed with 4-blade holding and acceleration. Aggressive design with high rake angles and added cup for tenacious holding. Fits 20hp - 250hp outboards and Alpha One sterndrives.	■	■	■	■	■		

STEP 1: SELECT HARDWARE

Locate the model, year and horsepower of your outboard or stern drive. Match the Hub Kit color to a like-colored propeller choice to the right.

	Hub Kit/Hardware
Mercury®, Mariner®, and Force® Outboards, and MerCruiser® Sterndrives	
Mercury 350 Verado, Mercury Racing 400R (1 - 1/4 Shaft)	8M0101603
Mercury / Mariner 135 - 250 HP, Verado 200-300 HP, MerCruiser 120-375 HP Alpha and Bravo One Sterndrives	835257Q 1
Mercury / Mariner 75 HP 1984 & Newer, 90 & 115 HP 1978 & Newer, 125 HP 1994 & Newer	835257Q 1
Verado 135 - 200 HP 4-cylinder	835257Q10
Mercury / Mariner 25 HP CommandThrust - 60 HP FourStroke Outboards	Included with Prop
Mercury / Mariner 40 - 60 HP CommandThrust and 90 - 115 HP FourStroke Outboards	835257Q 9
Mercury 225 HP EFI FourStroke Outboards	835274Q 1
MerCruiser 400 HP+ Bravo Sterndrives	835258Q 2
Mercury V6 Used with Torrent Propellers	835257Q6
Mercury Racing Choppers & Cleavers for V6 Outboards	835258Q 1
MerCruiser XZ & XR Racing Sport & Torque Master, 250 RroXS with Torque Master II, Verado 350, 350 SCI and 400R (1-1/4 Shaft)	840389Q06
Force 75 HP 1999, 90 - 115 HP 1995 and Newer Outboards	835274Q1
Yamaha® Outboards and Sterndrives	
Yamaha T25 -60 HP Outboards	Included with Prop
Yamaha 50 - 100 HP Outboards with Splined Forward Washer	835272Q 1
Yamaha 115 & 130 HP 1984 and Newer	835271Q 2
Yamaha 150 - 300 HP HPDI and VMAX and 130 - 300 HP Sterndrives	835271Q 2
Yamaha 150 - 250 HP 4-Stroke Outboards	835274Q 1
Yamaha 200 - 250 HP SHO 4-Stroke Outboards	8M0075402
Evinrude® and Johnson® Outboards, and Volvo and OMC Sterndrives	
Evinrude 200 - 300 HP E-TEC G2 Outboards	8M0107220
Johnson 90 - 115 HP 4-Stroke Outboards	835283Q 1
Johnson 140 HP 4-Stroke Outboards	835283Q 2
Evinrude / Johnson V4 Outboards	835266Q 1
Evinrude / Johnson Outboards and OMC Sterndrives with V8 and V8 Gearcases, Cobra Sterndrives 1991 and Newer	8M0119081
Evinrude / Johnson Outboards and OMC Sterndrives with V8 and V8 Gearcases, Cobra Sterndrives 1990 and Older**	8M0119082
Volvo SX 1996 and Newer and OMC Cobra SX Sterndrives 1994 and Newer, 7.4L 1984 and Newer (19 tooth spline)**	8M0119083
Suzuki® Outboards	
Suzuki 35 - 65 HP Outboards	8M0088039
Suzuki 60 HP 4-Stroke 1998 and Newer 70 HP 4-Stroke 1998-2008 75 - 140 HP 2-Stroke Outboards	835282Q 1
Suzuki 70 - 90 HP 2009 and Newer Outboards	835283Q03
Suzuki 90 - 115 HP 4-Stroke 2001-2008 Outboards	835283Q 1
Suzuki 100 - 115 HP 4-Stroke 2009 and Newer 140 HP 4-Stroke Outboards	835283Q 2
Suzuki 150 - 300 HP 4-Stroke 150 - 225 HP 2-Stroke Outboards	835281Q 1
Honda® Outboards	
Honda 35-50, 60 HP Small Gearcase Outboards	8M0046466
Honda 75 - 90 HP Outboards 1998 and Older	835277Q 1
Honda 75 - 90 HP Outboards 1998 and Newer and 115 - 130 HP	835279Q 2
Honda 135 - 225 HP 4-Stroke Outboards	835278Q 1
Tohatsu® and Nissan® Outboards	
Tohatsu 35 - 50 HP Outboards	8M0053074
80 - 140 HP Outboards	835284Q 1

STEP 2 - SELECT PROPELLER QUICKSILVER

STEP 2: SELECT PROPELLER				
Size	Blades	Model	RH Part #	LH Part #
12 1/2 X 8 RH	3	Black Diamond	QA2060X	—
12 1/4 X 9 RH	3	Black Diamond	QA2062X	—
11 1/4 X 10 RH	3	Black Diamond	QA2064X	—
10 7/8 X 11 RH	3	Black Diamond	QA2070X	—
10 3/4 X 12 RH	3	Black Diamond	QA2072X	—
10 5/8 X 12 RH	3	Black Diamond	QA2074X	—
10 1/2 X 13 RH	3	Black Diamond	QA2076X	—
10 3/8 X 13 RH	3	Black Diamond	QA2078X	—
10 3/8 X 14 RH	3	Black Diamond	QA2080X	—
10 1/4 X 14 RH	3	Black Diamond	QA2082X	—
10 1/8 X 15 RH	3	Black Diamond	QA2084X	—
10.6X 12 RH	4	Nemesis	8M8027511	—
10.3 X 13 RH	4	Nemesis	8M8027512	—
10.1 X 14 RH	4	Nemesis	8M8027513	—
10.1 X 15 RH	4	Nemesis	8M8027514	—
11 X 12 RH	3	Silverado	QS5164X	—
10 1/2 X 13 RH	3	Silverado	QS5166X	—
10 3/8 X 14 RH	3	Silverado	QS5168X	—
10 1/4 X 15 RH	3	Silverado	QS5170X	—
16 x 11	3	Black Diamond	QA2000X	—
16 x 13	3	Black Diamond	QA2004X	—
16 x 14	3	Black Diamond	QA2006X	—
15 1/2 x 15	3	Black Diamond	QA2008X	—
16 x 16	3	Black Diamond	QA2010X	—
15 x 17	3	Black Diamond	QA1912X	—
15 1/2 x 18	3	Black Diamond	QA2014X	—
14 1/2 x 19	3	Black Diamond	QA1916X	—
14 1/2 x 21	3	Black Diamond	QA1918X	—
14 x 23	3	Black Diamond	QA1920X	—
13 1/2 x 25	3	Black Diamond	QA2022X	—
14 x 12	4	Nemesis Pontoon	8M0055531	—
14 x 14	4	Nemesis Pontoon	8M0055533	—
14 x 17	4	Nemesis	8M0055534	—
14 x 19	4	Nemesis	8M0055535	—
14 x 21	4	Nemesis	8M0055536	—
14 x 23	4	Nemesis	8M0055537	—
14 1/2 x 15	3	Silverado	QS5050X	—
14 1/2 x 17	3	Silverado	QS5052X	—
14 x 19	3	Silverado	QS5054X	—
13 1/2 x 21	3	Silverado	QS5056X	—
13 1/2 x 23	3	Silverado	QS5058X	—
16 x 11	3	Q3	8M0103516	—
15 1/2 x 13	3	Q3	8M0103517	—
15 1/2 x 14	3	Q3	8M0103518	—
15 x 15	3	Q3	8M0103519	—
14 1/2 x 16	3	Q3	8M0103520	—
14 1/2 x 17	3	Q3	8M0103521	—
14 1/2 x 18	3	Q3	8M0103522	—
14 x 19	3	Q3	8M0103523	—
13 1/2 x 20	3	Q3	8M0103524	—
13 1/2 x 21	3	Q3	8M0103525	—
14 1/2 x 17	4	Q4	8M0103526	8M0103527
14 1/2 x 19	4	Q4	8M0103528	8M0103529
14 1/2 x 21	4	Q4	8M0103530	8M0103531
14 1/2 x 23	4	Q4	8M0103532	8M0103533
15 1/2 x 15	3	Thunderbolt	QS5002X	QS5003X
15 1/2 x 17	3	Thunderbolt	QS5004X	QS5005X
15 1/2 x 19	3	Thunderbolt	QS5006X	QS5007X
14 1/2 x 21	3	Thunderbolt	QS5008X	QS5009X
14 1/2 x 21	3	Torrent	QS5862X	—
14 1/2 x 23	3	Torrent	QS5864X	—
14 1/2 x 25	3	Torrent	QS5866X	—
13 1/2 x 17	5	QST 5	QS1154X	—
13 1/2 x 19	5	QST 5	QS5758X	—
13 1/2 x 21	5	QST 5	QS5760X	—

Size	Blades	Model	RH Part #	LH Part #
14 x 9	3	Black Diamond	QA2026X	—
14 x 10	3	Black Diamond	QA2028X	—
14 x 10 Extra Cup	3	Black Diamond	QA2828X	—
14 x 11	3	Black Diamond	QA2030X	—
14 x 11 Extra Cup	3	Black Diamond	QA2830X	—
14 x 13	3	Black Diamond	QA2032X	—
14 x 13 Extra Cup	3	Black Diamond	QA2832X	—
13 1/2 x 15	3	Black Diamond	QA2034X	—
13 1/2 x 17	3	Black Diamond	QA2036X	—
13 x 19	3	Black Diamond	QA2038X	—
12 1/2 x 21	3	Black Diamond	QA2040X	—
12 1/2 x 23	3	Black Diamond	QA2042X	—
13 1/2 x 10	4	Nemesis Pontoon	8M8027497	—
13 1/2 x 11	4	Nemesis Pontoon	8M8027498	—
13 1/2 x 13	4	Nemesis Pontoon	8M8027500	—
13 1/2 x 15	4	Nemesis	8M8027502	—
13 x 17	4	Nemesis	8M8027504	—
12 1/2 x 19	4	Nemesis	8M8027506	—
14 x 13	4	Q4	8M0055559	—
13 1/2 x 15	4	Q4	8M0055560	—
13 x 17	4	Q4	8M0055561	—
12 3/4 x 19	4	Q4	8M0055562	—
12 3/4 x 21	4	Q4	8M0055563	—
14 x 10	3	Silverado	8M0055292	—
14 x 12	3	Silverado	8M0055293	—
13 1/2 x 14	3	Silverado	QS5114X	—
13 1/2 x 16	3	Silverado	QS5116X	—
13 x 18	3	Silverado	QS5118X	—
14 x 13 Extra Cup	3	Black Diamond	QA3832X	—
13 1/2 x 15	3	Black Diamond	QA2208X	—
13 1/2 x 17	3	Black Diamond	QA2206X	—

Bravo III				
Size	Blades	Model	Rear Part #	Front Part #
14 3/8 x 20 RH	3	Thunderbolt Bill	QS3320S	—
16 x 20 LH	3	Thunderbolt Bill	—	QS3321S
14 1/4 x 22 RH	3	Thunderbolt Bill	QS3322S	—
15 3/4 x 22 LH	3	Thunderbolt Bill	—	QS3323S
14 1/4 x 24 RH	3	Thunderbolt Bill	QS3324S	—
15 1/2 x 24 LH	3	Thunderbolt Bill	—	QS3325S
14 x 26 RH	3	Thunderbolt Bill	QS3326S	—
15 1/4 x 26 LH	3	Thunderbolt Bill	—	QS3327S
13 3/4 x 28 RH	3	Thunderbolt Bill	QS3328S	—
15 x 28 LH	3	Thunderbolt Bill	—	QS3329S

Volvo DPS				
Size	Blades	Model	Rear Part #	Front Part #
19	3	Quicksilver Thunderbolt	8M8026220	—
	4		—	8M8026210
20	3	Quicksilver Thunderbolt	8M8026240	—
	4		—	8M8026230
21	3	Quicksilver Thunderbolt	8M8026260	—
	4		—	8M8026250
22.5	3	Quicksilver Thunderbolt	8M8026280	—
	4		—	8M8026270
24	3	Quicksilver Thunderbolt	8M8026300	—
	4		—	8M8026290
26	3	Quicksilver Thunderbolt	8M8026320	—
	4		—	8M8026310
28	3	Quicksilver Thunderbolt	8M8026340	—
	4		—	8M8026330

Volvo IPS				
Size	Blades	Model	Rear Part #	Front Part #
7	3	Quicksilver Thunderbolt	8M8026480	—
	4		—	8M8026470
5	3	Quicksilver Thunderbolt	8M8026440	—
	4		—	8M8026430
4	3	Quicksilver Thunderbolt	8M8026420	—
	4		—	8M8026410
3	3	Quicksilver Thunderbolt	8M8026400	—
	4		—	8M8026390

STEP 2 - SELECT PROPELLER QUICKSILVER

8M0119915

PROPELLER MATERIAL AND BLADE FACTS

METAL OPTIONS

- Mercury makes propellers out of aluminum and stainless steel.
- Aluminum propellers are inexpensive and suitable for general purpose boating. Mercury uses Mercalloy aluminum that provides superior strength and thinner blades for top performance.
- Stainless steel is favored by boaters who are more conscious about performance and durability. Stainless propellers offer substantially better hole shot and top speed in comparison to an aluminum propeller. In terms of durability, stainless steel props will withstand impacts that would destroy an aluminum propeller. Over the long run, one stainless propeller will last as long as multiple aluminum propellers
- Mercury's legendary X7 stainless steel alloy provides incredible strength that allows propeller designs that would be impossible with other alloys. X7 is featured on Mercury's Enertia and Fury line of propellers.
- Many boaters have questions about whether or not a stainless steel propeller can cause lower unit damage in the event of hitting an underwater obstruction. With Mercury's Flo-Torq II hub system, the hub is designed to sacrifice its drive sleeve well below the failure threshold of modern drive units. This assures protection for your drive no matter what kind of propeller material you run.



PROPELLER SHAFT TORQUE AT UNDERWATER IMPACT

REPLACE DRIVE SLEEVE					REPLACE LOWER UNIT				
STAINLESS									
ALUMINUM									

BLADE CONFIGURATIONS

- For most boats, a three blade propeller provides a good blend of smoothness, acceleration, handling and top speed.
- Four-plus blade propellers typically provide the following advantages vs. three blade propellers:
 - o Plane the boat faster
 - o Keep the boat on plane at lower speed
 - o Less likely to ventilate in sharp turns
 - o Better holding power in rough conditions
- In high-performance applications at high drive heights, a four blade propeller may be a better all around choice than a three blade, simply because you are getting more blade area in the water for better control, handling and bow lift.
- Five blade propellers (like Mercury's HighFive propeller) provide superior rough water holding and strong acceleration for tow sports. However the HighFive does not reach the same top speeds as other three and four blade props in our line-up.



SPARE PROPELLERS

- It's always a good idea to keep a spare prop aboard for safety. One way to get the most use out of your spare is to buy a spare that is 2 inches lower in pitch than your regular prop, and use this prop as a water sports propeller. The improved tow sports performance will have a significant impact on your acceleration while pulling a tube, skier or wakeboarder. Remember to change back to your regular prop when it is time for normal usage.

If you still have questions about what propeller is right for you, consult your local Mercury dealer.

Or visit our industry-leading prop selector at:
MercuryMarine.com

FLO-TORQ HUB SYSTEM SELECTOR

Selecting the Flo-Torq Hub System that is Right for You

Mercury Propellers has a complete lineup of Flo-Torq hub options to provide the best boating experience for you. Please read the below information regarding the various Flo-Torq options available.

- **Flo-Torq II – Often imitated, never replicated**
 - The Flo-Torq II is the world’s first modular hub system for outboards a sterndrives
 - The Flo-Torq II is field serviceable. Loosen the propeller nut, pull off the propeller and replace the drive sleeve. No need to miss time on the water waiting for rubber hub replacement work

- **Flo-Torq Reflex – 75% Stronger than traditional rubber hubs**
 - The Flo-Torq Reflex’s innovative design relies on the flexible Reflex fingers - constructed of Noryl GTX. The fingers are designed to flex up to eight degrees, quieting rattle and vibration
 - The Flo-Torq Reflex is field serviceable
 - The Flo-Torq Reflex comes standard with all aluminum and stainless propellers within the 25-30 hp CT and 40-60 hp outboard applications

- **Flo-Torq III and Flo-Torq IV – Rattle and vibration absorption in one**
 - The Flo-Torq III and IV have a 2 piece engineered polymer sleeve
 - The 2 pieces are coupled by titanium springs that allow the hub system flex, thus absorbing the root cause of clutch rattle when using a stainless steel propeller
 - The Flo-Torq III and IV are not required for use with aluminum propellers
 - Refer to the quick reference chart below to understand applications where the Flo-Torq III and IV may be beneficial to you

Stainless steel propeller Flo-Torq hub application chart:

<i>Engine Class / Gearcase Size</i>	<i>Flo-Torq Recommendation by pitch</i>	
<i>25-30 hp CT and 40-60 hp Outboards / 3.25"</i>	<i>Flo-Torq Reflex</i>	
<i>40-60 hp CT and 75-115 hp Outboards / 4.25"</i>	<i>Flo-Torq III</i>	<i>Flo-Torq II</i>
<i>90-115 hp CT and 150+ hp Outboards / 4.75"</i>	<i>Flo-Torq IV</i>	<i>Flo-Torq II</i>
<i>MerCruiser Alpha, Bravo I Drives / 4.75"</i>	<i>Flo-Torq II</i>	

9 10 11 12 13 14 15 16 17 18 19 21 22 23 24 25 27
Propeller Pitch



MERCURY PROPELLER APPLICATION CHARTS

MERCURY PROPELLER APPLICATION CHARTS

MERCURY OUTBOARD APPLICATION CHARTS

Mercury/Mariner Thruster Electric Fishing Motors

Diameter	Pitch	Material	Blades	LH Rotation	RH Rotation	Model	Application
11	4	Plastic	2		N/A	Black Machete	MotorGuide
11	5	Plastic	2		N/A	Clear Machete	R33, RX33, T33, R45, RL45, RX45, T45
9 1/4	3	Plastic	2		N/A	Clear Machete	Direct Drive
10	3 1/2	Plastic	2	48-MAF12406T	N/A	Clear Machete	MotorGuide

Mercury/Mariner 2.5 - 3.5 Hp Outboard

2.5 and 3.3 Hp 2-Stroke
 2.5 and 3.5 HP 4-Stroke 2007 and Newer
 Pin Drive
 Shear Pin for Plastic 17-815111
 Shear Pin for Aluminum 17-815111-1
 Cotter Pin 18-95295

Diameter	Pitch	Material	Blades	RH Rotation	Model
7 3/8	6	Plastic	3	48-815083A01(1)	Black Max
7 3/8	7	Plastic	3	48-815083A02	Black Max

(1) Standard with 2.5 HP (2 and 4-Stroke), 3.5 HP 4-Stroke and 3.3 HP 2-Stroke (Non-Shift)

Mercury/Mariner 4 - 6 Hp Outboard

4-6 Hp (4-Stroke) 1999 & Newer
 4 & 5 Hp (2-Stroke) 1987 & Newer
 12 Tooth Spline
 Thrust Washer 16145 1
 Aft Prop Washer 12-16146
 Prop Nut 11-16147
 Cotter Pin 18-815026

Diameter	Pitch	Material	Blades	LH Rotation	RH Rotation	Model
7.8	8	Alum	3	N/A	48-812950A02(2)	Black Max
7.8	7	Alum	3	N/A	48-812949A02	Black Max
8.4	6	Alum	3	N/A	48-812951A02(1)	Black Max High Thrust Sail

(1) Standard with 4 HP & 4 HP Four Stroke

(2) Standard with 5 HP Four Stroke and 6 HP Four Stroke

Mercury/Mariner 8/9.9 Hp (4-Stroke) Outboard

8/9.9 (4-Stroke) Model Year 2005 and newer
 12 Tooth Spline
 Standard Gearcase Only
 Forward Thrust Washer (Std. gearcase) 803743002
 Aft Washer (Std. gearcase) 12-16146
 Prop Nut 11-16147
 Flo-Torq I Round Rubber Hub 897453T
 Cotter Pin 18-815026

Diameter	Pitch	Material	Blades	LH Rotation	RH Rotation	Model
8.7	5	Alum	4	N/A	48-812954A10	Std. Gearcase Black Max
8.9	6.5	Alum	3	N/A	48-897610A10	Std. Gearcase Black Max
8.9	7.5	Alum	3	N/A	48-897614A10(1)	Std. Gearcase Black Max
8.9	8.5	Alum	3	N/A	48-897618A10(2)	Std. Gearcase Black Max

(1) Standard with 8 Hp.

(2) Standard with 9.9 Hp.

Mercury/Mariner 6 - 15 Hp Outboard

6 - 8 - 9.9 & 15 HP (2-Stroke)
 9.9 (4-Stroke) 1995-2004
 15 (4-Stroke) thru 2007
 SeaPro/Marathon 10-15 HP
 8 Tooth Spline
 Flo-Torq I Round Rubber Hub = 827598T
 Prop Nut Kit 11-13914A 2

Diameter	Pitch	Material	Blades	LH Rotation	RH Rotation	Model
9	10 1/2	Alum	3	N/A	48-828158A12	Black Max
9	9	Alum	3	N/A	48-828156A12(1)	Black Max
9	8	Alum	3	N/A	48-828154A12	Black Max
9 1/4	7	Alum	3	N/A	48-828152A12	Black Max
9 3/4	6 1/2	Alum	3	N/A	48-828150A12	Black Max

(1) Standard with 6 - 8 - 9.9 - 15 HP 2-Stroke and SeaPro/Marathon 10 - 15HP

Mercury/Mariner 9.9 - 25 Hp Outboard

9.9 & 15 (4-Stroke) Bigfoot 1999-2004
 20 & 25 Hp (2-Stroke) Classic 1980-2006
 SeaPro/Marathon 25 HP
 10 Tooth Spline
 Prop Nut 11-88228
 Forward Thrust Washer 858498
 Prop Nut 11-40119-12
 Flo-Torq I Round Rubber Hub = 19669T
 Forward Thrust Washer 858498

Diameter	Pitch	Material	Blades	LH Rotation	RH Rotation	Model
10 3/8	13	Alum	3	N/A	48-19640A40(1)	Black Max
10 3/8	12	Alum	3	N/A	48-19639A40	Black Max
10 3/8	11	Alum	3	N/A	48-19638A40(3)	Black Max
10 3/8	9 1/2	Alum	3	N/A	48-19636A10(2)	Black Max
10 3/8	13	SS	3	N/A	48-19644A 5	Vengeance

(1) Standard with 20-25 HP

(2) Standard with 9.9 & 15 HP Bigfoot Four Stroke (1999-2004)

(3) Standard with SeaPro/Marathon 25 HP

Mercury/Mariner 9.9 - 20 HP (4-Stroke) Outboards

9.9 HP Bigfoot/Command Thrust (CT) Model Year 2005 and newer
 9.9HP Pro Kicker
 15/20 HP 2008 and newer
 14 Tooth Spline
 Forward Thrust Washer 803743
 Aft Washer 12-16140 2
 Prop Nut 11-16147 1
 Flo-Torq I Rubber Hub 8M0054769
 Cotter Pin 18-815026 4

Diameter	Pitch	Material	Blades	LH Rotation	RH Rotation	Model
10	7	Alum	4	N/A	48-812950A10	Black Max(1)
10	7	Alum	4	N/A	48-812948A10	Black Max(2)
9.5	8	Alum	3	N/A	48-897748A11	Black Max
9.25	9	Alum	3	N/A	48-897750A11	Black Max(3)
9.25	10	Alum	3	N/A	48-897752A11	Black Max(4)
9.25	11.5	Alum	3	N/A	48-897754A11	Black Max

(1) Standard with 9.9 Bigfoot / Command Thrust (CT)

(2) Standard with 9.9 Pro Kicker. Painted Silver.

(3) Standard with 15 HP 4-Stroke

(4) Standard with 20 HP 4-Stroke

Not all parts listed are available for the European, C.I.S., Africa and Middle East Markets.
For more information, please contact your local Mercury, Mariner, MerCruiser or Quicksilver Office.

MERCURY PROPELLER APPLICATION CHARTS

Mercury/Mariner 25/30 Hp (4-Stroke) Outboard

25/30 HP (4-Stroke) Model Year 2006 and newer
 10 Tooth Spline
 Standard Gearcase Only
 Forward Thrust Washer 161452
 Cotter Pin 18-815026
 Aft Washer 12-16140-2
 Flo-Torq I Rubber Hub 897001T
 Prop Nut 11-161471

Diameter	Pitch	Material	Blades	LH Rotation	RH Rotation	Model
10	8	Alum	3	N/A	48-896890A10	Black Max
9.75	9 1/2	Alum	3	N/A	48-896892A40	Black Max
9.5	11	Alum	3	N/A	48-896896A40	Black Max
9.25	12 1/2	Alum	3	N/A	48-896900A40	Black Max
9.3	9.5	Alum	4	N/A	48-8M8026650	Spitfire
9.3	11	Alum	4	N/A	48-8M8026655	Spitfire
9.8	9.5	SS	3	N/A	48-899818A05	Vengeance
9.5	11	SS	3	N/A	48-899820A05	Vengeance

Mercury/Mariner 25 HP Bigfoot/Command Thrust -60 Hp Outboard

25 HP Bigfoot/Command Thrust (CT)(4-Stroke)
 30 HP 2-Stroke
 30 HP BigFoot/Command Thrust (CT) 2010 and Newer
 30-40 HP SeaPro/Marathon
 30 (4-Stroke) 1994-2005
 40-60 Hp 2-Stroke and 4-Stroke (Not Bigfoot/CT) 1977 and Newer
 Sea Pro/Marathon 55 Hp
 13 Tooth Spline
 Flo-Torq Reflex Hub Kit Included with propeller
 Hub Kit Part Number: 835257Q12
 Reflex Sleeve Part Number: 8M0047148
 For older rubber hub propellers - use Mercury hardware kit 11-31990Q02. Purchase separately.
 Propeller hardware is not compatible between rubber hub propellers and Flo-Torq Reflex propellers.

Diameter	Pitch	Material	Blades	LH Rotation	RH Rotation	Model
10	17	Alum	3	N/A	48-73144A45	Black Max
10	16	Alum	3	N/A	48-73142A45	Black Max
10 1/8	15	Alum	3	N/A	48-73140A45	Black Max
10 1/4	14	Alum	3	N/A	48-73138A45	Black Max
10 3/8	14	Alum	3	N/A	48-816706A45(1)	Black Max
10 1/2	13	Alum	3	N/A	48-816704A45(1)	Black Max
10 3/8	13	Alum	3	N/A	48-73136A45	Black Max
10 5/8	12	Alum	3	N/A	48-73134A45	Black Max
10 3/4	12	Alum	3	N/A	48-816702A45(1)	Black Max
10 7/8	11	Alum	3	N/A	48-85632A45	Black Max
12	10 1/2	Alum	3	N/A	48-42740A45(1)	Black Max
11 5/8	10 1/2	Alum	3	N/A	48-827312A45	Black Max
11 1/4	10	Alum	3	N/A	48-73132A45	Black Max
12 1/4	9	Alum	3	N/A	48-87818A45	Black Max
12 1/2	8	Alum	3	N/A	48-42738A45(1)	Black Max
12 1/2	8	Alum	3	N/A	48-42738CP1(1)(2)	Black Max XC
10.1	15	Alum	4	N/A	48-8M8026640	Spitfire
10.1	14	Alum	4	N/A	48-8M8026635	Spitfire
10.3	13	Alum	4	N/A	48-8M8026630	Spitfire
10.6	12	Alum	4	N/A	48-8M8026625	Spitfire
10.6	11	Alum	4	N/A	48-8M8026620	Spitfire
10 1/4	15	SS	3	N/A	48-855862A46	Vengeance
10 3/8	14	SS	3	N/A	48-855860A46	Vengeance

MERCURY PROPELLER APPLICATION CHARTS

Diameter	Pitch	Material	Blades	LH Rotation	RH Rotation	Model
10 1/2	13	SS	3	N/A	48-855858A46	Vengeance
11	12	SS	3	N/A	48-855856A46	Vengeance
11 5/8	11	SS	3	N/A	48-823478A46	Vengeance
10 5/8	14	SS	4	N/A	48-878616A46	Trophy Sport
10 5/8	13	SS	4	N/A	48-878614A46	Trophy Sport
10 5/8	12	SS	4	N/A	48-878612A46	Trophy Sport

(1) Large Blade Area

(2) Extra Cup for superior performance and holding on pontoon boats

Mercury/Mariner 40 Bigfoot/Command Thrust - 125 HP

40-60HP Bigfoot/Command Thrust (CT) All Years

75-125HP 1978 and newer

15 Tooth Spline

Diameter	Pitch	Material	Blades	LH Rotation	RH Rotation	Model
12 1/2	23	Alum	3	N/A	48-77350A45	Black Max
12 3/4	21	Alum	3	N/A	48-77348A45	Black Max
13	19	Alum	3	N/A	48-77346A45	Black Max
13 1/4	17	Alum	3	N/A	48-77344A45	Black Max
13 1/4	16	Alum	3	N/A	48-854360A45	Black Max
13 3/4	15	Alum	3	N/A	48-77342A45	Black Max
13 7/8	14	Alum	3	N/A	48-854352A45	Black Max
14	13	Alum	3	N/A	48-77340A45	Black Max
14	13	Alum	3	N/A	48-8M0151358	Black Max XC(2)
14	11	Alum	3	N/A	48-77338A45	Black Max
14	11	Alum	3	N/A	48-8M0151356	Black Max XC(2)
14	10	Alum	3	N/A	48-854342A45	Black Max
14	10	Alum	3	N/A	48-8M0151354	Black Max XC(2)
14	9	Alum	3	N/A	48-854340A45	Black Max
13 3/4	15	Alum	3	N/A	48-8M0151359	Black Max(3)
14	13	Alum	3	N/A	48-8M0151357	Black Max(3)
14	11	Alum	3	N/A	48-8M0151355	Black Max(3)
14	10	Alum	3	N/A	48-8M0151353	Black Max(3)
14	9	Alum	3	N/A	48-8M0151352	Black Max(3)
12.8	19	Alum	4	N/A	48-8M8026600	Spitfire
12.8	17	Alum	4	N/A	48-8M8026590	Spitfire
12.8	15	Alum	4	N/A	48-8M8026580	Spitfire
13.8	13	Alum	4	N/A	48-8M8026570	Spitfire Pontoon(2)
13.8	11	Alum	4	N/A	48-8M8026560	Spitfire Pontoon(2)
13.8	10	Alum	4	N/A	48-8M8026555	Spitfire Pontoon(2)
12.7	21	SS	4	N/A	48-8M0151364	Spitfire X7(1)
12.7	19	SS	4	N/A	48-8M0151363	Spitfire X7(1)
13.0	17	SS	4	N/A	48-8M0151362	Spitfire X7(1)
13.5	15	SS	4	N/A	48-8M0151361	Spitfire X7(1)
14.0	13	SS	4	N/A	48-8M0151360	Spitfire X7(1)
13	18	SS	3	N/A	48-8M0151402	Vengeance
13 1/8	16	SS	3	N/A	48-8M0151401	Vengeance
13 1/4	15	SS	3	N/A	48-8M0151400	Vengeance
13 3/8	14	SS	3	N/A	48-8M0151399	Vengeance
14	12	SS	3	N/A	48-8M0151398	Vengeance
14	10	SS	3	N/A	48-8M0151397	Vengeance
13 1/2	22	SS	3	N/A	48-8M0151297	Laser II(1)
13 1/4	19	SS	3	N/A	48-8M0151294	Laser II(1)
13 1/4	20	SS	3	N/A	48-8M0151295	Laser II(1)

Not all parts listed are available for the European, C.I.S., Africa and Middle East Markets.
For more information, please contact your local Mercury, Mariner, MerCruiser or Quicksilver Office.

MERCURY PROPELLER APPLICATION CHARTS

Diameter	Pitch	Material	Blades	LH Rotation	RH Rotation	Model
13 1/4	21	SS	3	N/A	48-8M0151296	Laser II(1)
13 3/4	26	SS	4	N/A	48-8M0151395	Trophy Plus(1)
13 3/4	25	SS	4	N/A	48-8M0151394	Trophy Plus(1)
13 3/4	24	SS	4	N/A	48-8M0151393	Trophy Plus(1)
13 3/4	23	SS	4	N/A	48-8M0151392	Trophy Plus(1)
13 3/4	21	SS	4	N/A	48-8M0151391	Trophy Plus(1)
13 3/4	19	SS	4	N/A	48-8M0151390	Trophy Plus(1)
13 3/4	17	SS	4	N/A	48-8M0151389	Trophy Plus(1)

- (1) Performance Vent System
- (2) For Superior Performance and Holding on Pontoon Boats.
- (3) For 40-60hp Bigfoot/Command Thrust (CT) only (Max 60 HP).

Mercury/Mariner EFI, 90/115 HP Command Thrust, Optimax and Verado Outboards 135-350 HP

135-350HP 1978 and Newer and 90/115 CT 2014 and Newer
 15 Tooth Spline
 350 Verado requires Flo-Torq SSR HD hub kit 8M0101601

Diameter	Pitch	Material	Blades	LH Rotation	RH Rotation	Model
14	23	Alum	4	N/A	48-8M0084497	SpitFire
14	21	Alum	4	N/A	48-8M0084496	SpitFire
14	19	Alum	4	N/A	48-8M0084495	SpitFire
14	17	Alum	4	N/A	48-8M0084494	SpitFire
14	14	Alum	4	N/A	48-8M0084493	SpitFire CT(1)(4)
14	12	Alum	4	N/A	48-8M0084491	SpitFire CT(1)(4)
14	23	Alum	3	N/A	48-832834A45	Black Max
14 1/4	21	Alum	3	N/A	48-832832A45	Black Max
14 1/2	19	Alum	3	N/A	48-832830A45	Black Max
15 1/2	18	Alum	3	N/A	48-11324A45	Black Max
15	17	Alum	3	N/A	48-832828A45	Black Max
16	16	Alum	3	N/A	48-16440A45	Black Max
15 1/2	15	Alum	3	N/A	48-78116A45	Black Max
15 1/2	15	Alum	3	N/A	48-78116CP1	Black Max XC(4)
16	14	Alum	3	N/A	48-16438A45	Black Max
16	14	Alum	3	N/A	48-16438CP1	Black Max XC(4)
16	13	Alum	3	N/A	48-78114A45	Black Max
16	13	Alum	3	N/A	48-78114CP1	Black Max XC(4)
16	12	Alum	3	N/A	48-16436A45	Black Max
16	12	Alum	3	N/A	48-16436CP1	Black Max XC(4)
16	11	Alum	3	N/A	48-78112A45	Black Max
16	11	Alum	3	N/A	78112CP1	Black Max XC(4)
13 3/4	21	SS	3	N/A	48-8M0151408	Vengeance
14	19	SS	3	48-8M0151406	48-8M0151407	Vengeance
14 1/2	17	SS	3	48-8M0151404	48-8M0151405	Vengeance
14 1/2	15	SS	3	N/A	48-8M0151403	Vengeance
13.5	22	SS	3	N/A	48-8M0151245	Enertia(2)
13.6	21	SS	3	48-8M0151242	48-8M0151243	Enertia(2)
13.8	20	SS	3	N/A	48-8M0151241	Enertia(2)
14	19	SS	3	48-8M0151238	48-8M0151239	Enertia(2)
14.2	18	SS	3	N/A	48-8M0151237	Enertia(2)
14.5	17	SS	3	48-8M0151234	48-8M0151235	Enertia(2)
14.7	16	SS	3	N/A	48-8M0151233	Enertia(2)
15.0	15	SS	3	48-8M0151230	48-8M0151231	Enertia(2)
15.3	14	SS	3	48-8M0151228	48-8M0151229	Enertia(2)
15.6	13	SS	3	48-8M0151226	48-8M0151227	Enertia(2)
16.0	11	SS	3	48-8M0151224	48-8M0151225	Enertia(2)

MERCURY PROPELLER APPLICATION CHARTS

Diameter	Pitch	Material	Blades	LH Rotation	RH Rotation	Model
16.0	23	SS	3	48-8M0151262	48-8M0151263	Enertia ECO(2)
16.0	22	SS	3	48-8M0151260	48-8M0151261	Enertia ECO(2)
16.0	21	SS	3	48-8M0151258	48-8M0151259	Enertia ECO(2)
16.0	20	SS	3	48-8M0151256	48-8M0151257	Enertia ECO(2)
16.0	19	SS	3	48-8M0151254	48-8M0151255	Enertia ECO(2)
16.0	18	SS	3	48-8M0151252	48-8M0151253	Enertia ECO(2)
16.0	17	SS	3	48-8M0151250	48-8M0151251	Enertia ECO(2)
16.0	23	SS	3	48-8M0127052	48-8M0127053	Enertia ECO w/ FT SSR HD
16.0	22	SS	3	48-8M0127050	48-8M0127051	Enertia ECO w/ FT SSR HD
16.0	21	SS	3	48-8M0127048	48-8M0127049	Enertia ECO w/ FT SSR HD
16.0	20	SS	3	48-8M0127046	48-8M0127047	Enertia ECO w/ FT SSR HD
16.0	19	SS	3	48-8M0127044	48-8M0127045	Enertia ECO w/ FT SSR HD
16.0	18	SS	3	48-8M0127042	48-8M0127043	Enertia ECO w/ FT SSR HD
16.0	17	SS	3	48-8M0127040	48-8M0127041	Enertia ECO w/ FT SSR HD
14 3/8	27	SS	3	48-18281A46	48-18280A46	Mirage Plus(2)(3)
14 1/2	25	SS	3	N/A	48-13706A46	Mirage Plus(2)(3)
14 5/8	23	SS	3	48-8M0151311	48-8M0151312	Mirage Plus(2)(3)
14 3/4	21	SS	3	48-8M0151309	48-8M0151310	Mirage Plus(2)(3)
15 1/4	19	SS	3	48-8M0151307	48-8M0151308	Mirage Plus(2)(3)
15 3/8	18	SS	3	48-889619A46	48-889620A46	Mirage Plus(2)(3)
15 1/2	17	SS	3	48-8M0151303	48-8M0151304	Mirage Plus(2)(3)
15 3/4	15	SS	3	48-8M0151301	48-8M0151302	Mirage Plus(2)(3)
16	13	SS	3	N/A	48-8M0151300	Mirage Plus(2)(3)
14	27	SS	3	N/A	48-8M0151275	Fury(2)
14	26	SS	3	N/A	48-8M0151274	Fury(2)
14	25	SS	3	N/A	48-8M0151273	Fury(2)
14	24	SS	3	N/A	48-8M0151272	Fury(2)
14	23	SS	3	N/A	48-8M0151271	Fury(2)
14	26	SS	3	N/A	48-8M0125098	Fury w/ FT SSR HD
14	25	SS	3	N/A	48-8M0125097	Fury w/ FT SSR HD
14	24	SS	3	N/A	48-8M0125096	Fury w/ FT SSR HD
14	23	SS	3	N/A	48-8M0125095	Fury w/ FT SSR HD
14.5	26	SS	4	N/A	48-8M0151281	Fury 4(2)
14.5	25	SS	4	N/A	48-8M0151280	Fury 4(2)
14.5	24	SS	4	N/A	48-8M0151279	Fury 4(2)
14.5	26	SS	4	N/A	48-8M0125102	Fury 4 w/ FT SSR HD
14.5	25	SS	4	N/A	48-8M0125101	Fury 4 w/ FT SSR HD
14.5	24	SS	4	N/A	48-8M0125100	Fury 4 w/ FT SSR HD
14 5/8	27	SS	3	N/A	48-8M0151388	Tempest Plus(2)(3)
14 5/8	26	SS	3	N/A	48-8M0151387	Tempest Plus(2)(3)
14 5/8	25	SS	3	N/A	48-8M0151386	Tempest Plus(2)(3)
14 5/8	24	SS	3	N/A	48-8M0151385	Tempest Plus(2)(3)
14 5/8	23	SS	3	N/A	48-8M0151384	Tempest Plus(2)(3)
14 5/8	22	SS	3	N/A	48-8M0151383	Tempest Plus(2)(3)
14 5/8	21	SS	3	N/A	48-8M0151382	Tempest Plus(2)(3)
14 5/8	19	SS	3	N/A	48-8M0151381	Tempest Plus(2)(3)
14 5/8	17	SS	3	N/A	48-8M0151380	Tempest Plus(2)(3)
13 3/4	26	SS	4	N/A	48-8M0151395	Trophy Plus (SM)(2)
13 3/4	25	SS	4	N/A	48-8M0151394	Trophy Plus (SM)(2)
13 3/4	24	SS	4	N/A	48-8M0151393	Trophy Plus (SM)(2)
13 3/4	23	SS	4	N/A	48-8M0151392	Trophy Plus (SM)(2)
13 3/4	21	SS	4	N/A	48-8M0151391	Trophy Plus (SM)(2)
13 3/4	19	SS	4	N/A	48-8M0151390	Trophy Plus (SM)(2)
13 3/4	17	SS	4	N/A	48-8M0151389	Trophy Plus (SM)(2)

Not all parts listed are available for the European, C.I.S., Africa and Middle East Markets.
 For more information, please contact your local Mercury, Mariner, MerCruiser or Quicksilver Office.

MERCURY PROPELLER APPLICATION CHARTS

Diameter	Pitch	Material	Blades	LH Rotation	RH Rotation	Model
13 1/4	23	SS	5	N/A	48-815762A46	HighFive(2)
13 1/4	21	SS	5	N/A	48-8M0151292	HighFive(2)
13 1/4	19	SS	5	N/A	48-8M0151291	HighFive(2)
13 1/2	17	SS	5	N/A	48-8M0151290	HighFive(2)
14 5/8	25	SS	4	48-8M0151328	48-8M0151329	Revolution 4(2)
14 5/8	23	SS	4	48-8M0151326	48-8M0151327	Revolution 4(2)
14 5/8	21	SS	4	48-8M0151324	48-8M0151325	Revolution 4(2)
14 5/8	20	SS	4	48-8M0151322	48-8M0151323	Revolution 4(2)
14 5/8	19	SS	4	48-8M0151320	48-8M0151321	Revolution 4(2)
14 5/8	18	SS	4	48-8M0151318	48-8M0151319	Revolution 4(2)
14 5/8	17	SS	4	48-8M0151316	48-8M0151317	Revolution 4(2)
14 5/8	15	SS	4	48-8M0151314	48-8M0151315	Revolution 4(2)
14 5/8	25	SS	4	48-8M0127038	48-8M0127039	Revolution 4 w/ FT SSR HD
14 5/8	23	SS	4	48-8M0127036	48-8M0127037	Revolution 4 w/ FT SSR HD
14 5/8	21	SS	4	48-8M0127034	48-8M0127035	Revolution 4 w/ FT SSR HD
14 5/8	20	SS	4	48-8M0127032	48-8M0127033	Revolution 4 w/ FT SSR HD
14 5/8	19	SS	4	48-8M0127030	48-8M0127031	Revolution 4 w/ FT SSR HD
14 5/8	18	SS	4	48-8M0137925	48-8M0137924	Revolution 4 w/ FT SSR HD
14 5/8	17	SS	4	48-8M0127028	48-8M0127029	Revolution 4 w/ FT SSR HD
14 5/8	15	SS	4	48-8M0127026	48-8M0127027	Revolution 4 w/ FT SSR HD
15 3/4	36	SS	4	48-832123A55	48-832124A55	Bravo I(3)
15 3/4	34	SS	4	48-832121A55	48-832122A55	Bravo I(3)
15 3/4	32	SS	4	48-8M0151220	48-8M0151221	Bravo I(3)
15 3/4	30	SS	4	48-8M0151218	48-8M0151219	Bravo I(3)
15 3/4	28	SS	4	48-8M0151216	48-8M0151217	Bravo I(3)
15 3/4	26	SS	4	48-8M0151214	48-8M0151215	Bravo I(3)
15 3/4	24	SS	4	48-8M0151212	48-8M0151213	Bravo I(3)
15 3/4	22	SS	4	48-8M0151210	48-8M0151211	Bravo I(3)

(1) Recommended for 90/115 Hp Command Thrust outboards for Tri/Pontoons

(2) Performance Vent System

(3) Comes standard with Flo-Torq hub for 1" shaft. For Outboards with 1 1/4" shafts, order 8M0101601

(4) Provides Superior Holding and Performance for Pontoon Boats.

MERCURY MERCUISER APPLICATION CHARTS

Mercury MerCruiser Alpha & Bravo One

Alpha and Bravo One Sterndrives - All Horsepowers

15 Tooth Spline

For 400HP + Use Flo-Torq solid hub assembly. Replace A46 with A55 or order hub kit part number 835258K2

For Bravo One XR and XZ drives, Use Flo-Torq 1 1/4" hub assembly. Replace A46 with A65 or order hub kit part number 840389K06.

Diameter	Pitch	Material	Blades	LH Rotation	RH Rotation	Model
14	12	Alum	4	N/A	48-8M0084491	SpitFire CT
14	14	Alum	4	N/A	48-8M0084493	SpitFire CT
14	17	Alum	4	N/A	48-8M0084494	SpitFire
14	19	Alum	4	N/A	48-8M0084495	SpitFire
14	21	Alum	4	N/A	48-8M0084496	SpitFire
14	23	Alum	4	N/A	48-8M0084497	SpitFire
14	23	Alum	3	N/A	48-832834A45	Black Max
14 1/4	21	Alum	3	N/A	48-832832A45	Black Max
14 1/2	19	Alum	3	N/A	48-832830A45	Black Max
15 1/2	18	Alum	3	N/A	48-11324A45	Black Max
15	17	Alum	3	N/A	48-832828A45	Black Max

MERCURY PROPELLER APPLICATION CHARTS

Diameter	Pitch	Material	Blades	LH Rotation	RH Rotation	Model
16	16	Alum	3	N/A	48-16440A45	Black Max
15 1/4	15	Alum	3	N/A	48-78116A45	Black Max
15 1/4	15	Alum	3	N/A	48-78116CP1	Black Max XC(3)
16	14	Alum	3	N/A	48-16438A45	Black Max
16	14	Alum	3	N/A	48-16438CP1	Black Max XC(3)
16	13	Alum	3	N/A	48-78114A45	Black Max
16	13	Alum	3	N/A	48-78114CP1	Black Max XC(3)
16	12	Alum	3	N/A	48-16436A45	Black Max
16	12	Alum	3	N/A	48-16436CP1	Black Max XC(3)
16	11	Alum	3	N/A	48-78112A45	Black Max
16	11	Alum	3	N/A	78112CP1	Black Max XC(3)
13.5	22	SS	3	N/A	48-8M0151245	Enertia(1)
13.6	21	SS	3	48-8M0151242	48-8M0151243	Enertia(1)
13.8	20	SS	3	N/A	48-8M0151241	Enertia(1)
14.0	19	SS	3	48-8M0151238	48-8M0151239	Enertia(1)
14.2	18	SS	3	N/A	48-8M0151237	Enertia(1)
14.5	17	SS	3	48-8M0151234	48-8M0151235	Enertia(1)
14.7	16	SS	3	N/A	48-8M0151233	Enertia(1)
15.0	15	SS	3	48-8M0151230	48-8M0151231	Enertia(1)
15.3	14	SS	3	48-8M0151228	48-8M0151229	Enertia(1)
15.6	13	SS	3	48-8M0151226	48-8M0151227	Enertia(1)
16.0	11	SS	3	48-8M0151224	48-8M0151225	Enertia(1)
13 3/4	21	SS	3	N/A	48-8M0151408	Vengeance
14	19	SS	3	48-8M0151406	48-8M0151407	Vengeance
14 1/2	17	SS	3	48-8M0151404	48-8M0151405	Vengeance
14 1/2	15	SS	3	N/A	48-8M0151403	Vengeance
13 1/4	23	SS	5	N/A	48-815762A46	HighFive(1)
13 1/4	21	SS	5	N/A	48-8M0151292	HighFive(1)
13 1/4	19	SS	5	N/A	48-8M0151291	HighFive(1)
13 1/2	17	SS	5	N/A	48-8M0151290	HighFive(1)
15 1/4	36	SS	4	48-832123A55	48-832124A55	Bravo I(2)
15 1/4	34	SS	4	48-832121A55	48-832122A55	Bravo I(2)
15 1/4	32	SS	4	48-8M0151220	48-8M0151221	Bravo I(2)
15 1/4	30	SS	4	48-8M0151218	48-8M0151219	Bravo I(2)
15 1/4	28	SS	4	48-8M0151216	48-8M0151217	Bravo I(2)
15 1/4	26	SS	4	48-8M0151214	48-8M0151215	Bravo I(2)
15 1/4	24	SS	4	48-8M0151212	48-8M0151213	Bravo I(2)
15 1/4	22	SS	4	48-8M0151210	48-8M0151211	Bravo I(2)
16	17	SS	3	48-8M0151250	48-8M0151251	Enertia ECO(1)
16	18	SS	3	48-8M0151252	48-8M0151253	Enertia ECO(1)
16	19	SS	3	48-8M0151254	48-8M0151255	Enertia ECO(1)
16	20	SS	3	48-8M0151256	48-8M0151257	Enertia ECO(1)
16	21	SS	3	48-8M0151258	48-8M0151259	Enertia ECO(1)
16	22	SS	3	48-8M0151260	48-8M0151261	Enertia ECO(1)
16	23	SS	3	48-8M0151262	48-8M0151263	Enertia ECO(1)
14 3/8	27	SS	3	48-18281A46	48-18280A46	Mirage Plus(1)
14 1/2	25	SS	3	N/A	48-13706A46	Mirage Plus(1)
14 5/8	23	SS	3	48-8M0151311	48-8M0151312	Mirage Plus(1)
14 3/4	21	SS	3	48-8M0151309	48-8M0151310	Mirage Plus(1)
15 1/4	19	SS	3	48-8M0151307	48-8M0151308	Mirage Plus(1)
15 3/8	18	SS	3	48-889619A46	48-889620A46	Mirage Plus(1)
15 1/2	17	SS	3	48-8M0151303	48-8M0151304	Mirage Plus(1)
15 3/4	15	SS	3	48-8M0151301	48-8M0151302	Mirage Plus(1)
16	13	SS	3	N/A	48-8M0151300	Mirage Plus(1)

Not all parts listed are available for the European, C.I.S., Africa and Middle East Markets.
 For more information, please contact your local Mercury, Mariner, MerCruiser or Quicksilver Office.

MERCURY PROPELLER APPLICATION CHARTS

Diameter	Pitch	Material	Blades	LH Rotation	RH Rotation	Model
14 5/8	25	SS	4	48-8M0151328	48-8M0151329	Revolution 4(1)(2)
14 5/8	23	SS	4	48-8M0151326	48-8M0151327	Revolution 4(1)(2)
14 5/8	20	SS	4	48-8M0151322	48-8M0151323	Revolution 4(1)(2)
14 5/8	21	SS	4	48-8M0151324	48-8M0151325	Revolution 4(1)(2)
14 5/8	19	SS	4	48-8M0151320	48-8M0151321	Revolution 4(1)(2)
14 5/8	18	SS	4	48-8M0151318	48-8M0151319	Revolution 4(1)(2)
14 5/8	17	SS	4	48-8M0151316	48-8M0151317	Revolution 4(1)(2)
14 5/8	15	SS	4	48-8M0151314	48-8M0151315	Revolution 4(1)(2)
15 5/8	34	SS	5	48-889973A65	48-889972A65	Maximus (1)(2)
15 5/8	32	SS	5	48-889971A65	48-889970A65	Maximus(1)(2)
15 5/8	30	SS	5	48-889969A65	48-889968A65	Maximus(1)(2)
15 5/8	28	SS	5	48-889967A65	48-889966A65	Maximus(1)(2)
15 5/8	26	SS	5	48-889965A65	48-889964A65	Maximus(1)(2)
15 5/8	24	SS	5	48-889975A65	48-889974A65	Maximus(1)(2)

(1) Performance Vent System

(2) Recommended for Bravo One Drives only

(3) Provides Superior Holding and Performance for Pontoon Boats

Mercury MerCruiser Bravo Two

All engines

Bravo Two Propeller Hardware (not included with propeller):

Forward Cupped Washer 12-55072

Tab Washer 14-34817

Flo-Torq I Round Rubber Hub 43636T

Aft Cupped Washer 12-54738

Prop Nut 11-54034

Forward Thrust Washer 55074T

Aft Washer 12-55073A 2

Diameter	Pitch	Material	Blades	LH Rotation	RH Rotation	Model
17 1/4	25	Alum	3	48-8M0078093	48-8M0078092	Bravo Two
17 1/2	23	Alum	3	48-18619A40	48-18618A40	Bravo Two
17 3/4	21	Alum	3	48-18617A40	48-18616A40	Bravo Two
18 1/4	19	Alum	3	48-18615A40	48-18614A40	Bravo Two
18 3/4	17	Alum	3	48-8M0155029	48-8M0155030	Bravo Two
19 1/4	15	Alum	3	48-8M0155027	48-8M0155028	Bravo Two
19 1/2	13	Alum	3	48-8M0155025	48-8M0155026	Bravo Two
20	11	Alum	3	48-8M0155023	48-8M0155024	Bravo Two
17 1/4	25	SS	3	48-18621A 6	48-18620A 6	Bravo Two
17 1/2	23	SS	3	48-18619A 6	48-18618A 6	Bravo Two
19 1/2	22 1/2	SS	3	N/A	48-897550A06(1)	Bravo Two
17 3/4	21	SS	3	48-18617A 6	48-18616A 6	Bravo Two
18 1/4	19	SS	3	48-18615A 6	48-18614A 6	Bravo Two
18 3/4	17	SS	3	48-18613A 6	48-18612A 6	Bravo Two
19 1/4	15	SS	3	48-18611A 6	48-18610A 6	Bravo Two
19 1/2	13	SS	3	48-18609A 6	48-18608A 6	Bravo Two
20	11	SS	3	48-18607A 6	48-18606A 6	Bravo Two

(1) Recommended for single diesel applications

MERCURY PROPELLER APPLICATION CHARTS

Mercury MerCruiser Bravo Three

4 blade front 3 blade rear propellers

New for 2013 Bravo Three Diesel Propellers

If boat is propped correctly with original Bravo Three propellers drop down one inch of pitch to maintain engine RPM with Bravo Three Diesel propellers.

All Engines

Bravo Three Propeller Hardware (not included with propellers):

Forward Thrust Washer 805101T

Aft Thrust Washer 805100

Forward Prop Nut 859131

Aft Prop Nut 862907

Bravo Three Inner Prop Nut Wrench 805457T 1

Pitch	Material	Finish	Blades (Front & Rear)	LH Rotation Front Prop	RH Rotation Rear Prop	Model
28	SS	Matte	4 & 3	48-8M8022460	48-8M8022470	Bravo Three
26	SS	Matte	4 & 3	48-8M8022440	48-8M8022450	Bravo Three
24	SS	Matte	4 & 3	48-8M8022420	48-8M8022430	Bravo Three
22.5	SS	Matte	4 & 3	48-8M8022400	48-8M8022410	Bravo Three
21	SS	Matte	4 & 3	48-8M8022380	48-8M8022390	Bravo Three
20	SS	Matte	4 & 3	48-8M8022360	48-8M8022370	Bravo Three
19	SS	Matte	4 & 3	48-8M8022340	48-8M8022350	Bravo Three
28	SS	Hi-Luster	4 & 3	48-8M8022469	48-8M8022479	Bravo Three
26	SS	Hi-Luster	4 & 3	48-8M8022449	48-8M8022459	Bravo Three
24	SS	Hi-Luster	4 & 3	48-8M8022429	48-8M8022439	Bravo Three
22.5	SS	Hi-Luster	4 & 3	48-8M8022409	48-8M8022419	Bravo Three
21	SS	Hi-Luster	4 & 3	48-8M8022389	48-8M8022399	Bravo Three
20	SS	Hi-Luster	4 & 3	48-8M8022369	48-8M8022379	Bravo Three
19	SS	Hi-Luster	4 & 3	48-8M8022349	48-8M8022359	Bravo Three
27	SS	Matte	4 & 3	48-8M0074871	48-8M0074872	Bravo Three Diesel
25	SS	Matte	4 & 3	48-8M0074869	48-8M0074870	Bravo Three Diesel
23	SS	Matte	4 & 3	48-8M0074867	48-8M0074868	Bravo Three Diesel
21	SS	Matte	4 & 3	48-8M0074865	48-8M0074866	Bravo Three Diesel

MERCURY ZEUS APPLICATION CHARTS



Zeus 3500 M-Series and Z-Series Propeller Chart

Zeus 3500	RPM Range	Overall Ratio	Drive Speed (Knots)	Drive Speed (MPH)	21.7	22.6	23.5	24.3	25.2	26.1	26.9	27.8	28.7	29.5	30.4	31.3	32.2	33.0	33.9	34.8	35.6	36.5	37.4	38.2	39.1	40.0
					25	26	27	28	29	30	31	32	33	34	35	36	37	38	39	40	41	42	43	44	45	46
355 hp	2800-2850	2.059:1	Z Series				9	10	11	12	13	14	15	16	17	18	19									
355 hp	2800-2850	2.244:1	M Series	5/6	6/7	7	8	9	10	11	12	12/13	13/14	14												
380 hp	3000-3050	2.059:1	Z Series				8	9	10	11	12	13	14	15	16	17	18	19								
380 hp	3000-3050	2.244:1	M Series	4	4/5	5/6	6/7	7	8	9	10	11	12	12/13	13/14	14										
425 hp	3000-3050	2.059:1	Z Series								11	12	13	14	15	16	17	18	19							
425 hp	3000-3050	2.059:1	M Series		4	4/5	5	6	7	7/8	8	9	10	11	11/12	12	13	14								

Not all parts listed are available for the European, C.I.S., Africa and Middle East Markets.
 For more information, please contact your local Mercury, Mariner, MerCruiser or Quicksilver Office.

MERCURY PROPELLER APPLICATION CHARTS

Diameter	Pitch	Material	Blades	LH Rotation	RH Rotation	Model
12.8	19	Alum	4	N/A	48-8M8026600	Spitfire
12.8	17	Alum	4	N/A	48-8M8026590	Spitfire
12.8	15	Alum	4	N/A	48-8M8026580	Spitfire
13.8	13	Alum	4	N/A	48-8M8026570	Spitfire Pontoon(2)
13.8	11	Alum	4	N/A	48-8M8026560	Spitfire Pontoon(2)
13.8	10	Alum	4	N/A	48-8M8026555	Spitfire Pontoon(2)
12.7	21	SS	4	N/A	48-8M0151364	Spitfire X7(1)
12.7	19	SS	4	N/A	48-8M0151363	Spitfire X7(1)
13.0	17	SS	4	N/A	48-8M0151362	Spitfire X7(1)
13.5	15	SS	4	N/A	48-8M0151361	Spitfire X7(1)
14.0	13	SS	4	N/A	48-8M0151360	Spitfire X7(1)
13	18	SS	3	N/A	48-8M0151402	Vengeance
13 1/8	16	SS	3	N/A	48-8M0151401	Vengeance
13 1/4	15	SS	3	N/A	48-8M0151400	Vengeance
13 3/8	14	SS	3	N/A	48-8M0151399	Vengeance
14	12	SS	3	N/A	48-8M0151398	Vengeance
14	10	SS	3	N/A	48-8M0151397	Vengeance
13 3/4	26	SS	4	N/A	48-8M0151395	Trophy Plus(1)
13 3/4	25	SS	4	N/A	48-8M0151394	Trophy Plus(1)
13 3/4	24	SS	4	N/A	48-8M0151393	Trophy Plus(1)
13 3/4	23	SS	4	N/A	48-8M0151392	Trophy Plus(1)
13 3/4	21	SS	4	N/A	48-8M0151391	Trophy Plus(1)
13 3/4	19	SS	4	N/A	48-8M0151390	Trophy Plus(1)
13 3/4	17	SS	4	N/A	48-8M0151389	Trophy Plus(1)

(1) Performance Vent System

(2) For Superior Performance and Holding on Pontoon Boats.

(3) For 40-60hp only (Max 60 HP).

Non-Mercury Outboard/Sterndrive, 4-3/4 In. Gearcase

Non-Mercury Outboards & Sterndrives (4-3/4 In. Gearcase)

Evinrude/Johnson/OMC 1991 and newer - use hub kit 835265Q02

Evinrude/Johnson/OMC 1990 and older - use hub kit 835267Q1

Evinrude ETEC G2 2015 and Newer - use hub kit 8M0107220

Honda 135-225HP - use hub kit 835278Q1

Suzuki 150-300HP - use hub kit 835281Q1

Yamaha 150-300HP including SHO 2015 and newer - use hub kit 835274Q1

Yamaha 200-250HP SHO 2014 and older - use hub kit 8M0075402

Diameter	Pitch	Material	Blades	LH Rotation	RH Rotation	Model
14	12	Alum	4	N/A	48-8M0084491	SpitFire
14	14	Alum	4	N/A	48-8M0084493	SpitFire
14	17	Alum	4	N/A	48-8M0084494	SpitFire
14	19	Alum	4	N/A	48-8M0084495	SpitFire
14	21	Alum	4	N/A	48-8M0084496	SpitFire
14	23	Alum	4	N/A	48-8M0084497	SpitFire
14	23	Alum	3	N/A	48-832834A45	Black Max
14.25	21	Alum	3	N/A	48-832832A45	Black Max
14.5	19	Alum	3	N/A	48-832830A45	Black Max
15.5	18	Alum	3	N/A	48-11324A45	Black Max
15	17	Alum	3	N/A	48-832828A45	Black Max
16	16	Alum	3	N/A	48-16440A45	Black Max
15.25	15	Alum	3	N/A	48-78116A45	Black Max
15.25	15	Alum	3	N/A	48-78116CP1	Black Max XC
16	14	Alum	3	N/A	48-16438A45	Black Max
16	14	Alum	3	N/A	48-16438CP1	Black Max XC
16	13	Alum	3	N/A	48-78114A45	Black Max

Not all parts listed are available for the European, C.I.S., Africa and Middle East Markets.
For more information, please contact your local Mercury, Mariner, MerCruiser or Quicksilver Office.

MERCURY PROPELLER APPLICATION CHARTS

Diameter	Pitch	Material	Blades	LH Rotation	RH Rotation	Model
16	13	Alum	3	N/A	48-78114CP1	Black Max XC
16	12	Alum	3	N/A	48-16436A45	Black Max
16	12	Alum	3	N/A	48-16436CP1	Black Max XC
16	11	Alum	3	N/A	48-78112A45	Black Max
13.75	21	SS	3	N/A	48-8M0151408	Vengeance
14	19	SS	3	48-8M0151406	48-8M0151407	Vengeance
14.5	17	SS	3	48-8M0151404	48-8M0151405	Vengeance
14.5	15	SS	3	N/A	48-8M0151403	Vengeance
13.5	22	SS	3	N/A	48-8M0151245	Enertia
13.6	21	SS	3	48-8M0151242	48-8M0151243	Enertia
13.8	20	SS	3	N/A	48-8M0151241	Enertia
14.0	19	SS	3	48-8M0151238	48-8M0151239	Enertia
14.2	18	SS	3	N/A	48-8M0151237	Enertia
14.5	17	SS	3	48-8M0151234	48-8M0151235	Enertia
14.7	16	SS	3	N/A	48-8M0151233	Enertia
15	15	SS	3	48-8M0151230	48-8M0151231	Enertia
15.3	14	SS	3	48-8M0151228	48-8M0151229	Enertia
15.6	13	SS	3	48-8M0151226	48-8M0151227	Enertia
16.0	11	SS	3	48-8M0151224	48-8M0151225	Enertia
16	17	SS	3	48-8M0151250	48-8M0151251	Enertia ECO
16	18	SS	3	48-8M0151252	48-8M0151253	Enertia ECO
16	19	SS	3	48-8M0151254	48-8M0151255	Enertia ECO
16	20	SS	3	48-8M0151256	48-8M0151257	Enertia ECO
16	21	SS	3	48-8M0151258	48-8M0151259	Enertia ECO
16	22	SS	3	48-8M0151260	48-8M0151261	Enertia ECO
16	23	SS	3	48-8M0151262	48-8M0151263	Enertia ECO
14.375	27	SS	3	48-18281A46	48-18280A46	Mirage Plus
14.5	25	SS	3	N/A	48-13706A46	Mirage Plus
14.625	23	SS	3	48-8M0151311	48-8M0151312	Mirage Plus
14.75	21	SS	3	48-8M0151309	48-8M0151310	Mirage Plus
15.25	19	SS	3	48-8M0151307	48-8M0151308	Mirage Plus
15.375	18	SS	3	48-889619A46	48-889620A46	Mirage Plus
15.5	17	SS	3	48-8M0151303	48-8M0151304	Mirage Plus
15.75	15	SS	3	48-8M0151301	48-8M0151302	Mirage Plus
16	13	SS	3	N/A	48-8M0151300	Mirage Plus
14	23	SS	3	N/A	48-8M0151271	Fury
14	24	SS	3	N/A	48-8M0151272	Fury
14	25	SS	3	N/A	48-8M0151273	Fury
14	26	SS	3	N/A	48-8M0151274	Fury
14	27	SS	3	N/A	48-8M0151275	Fury
14.5	24	SS	4	N/A	48-8M0151279	Fury 4
14.5	25	SS	4	N/A	48-8M0151280	Fury 4
14.5	26	SS	4	N/A	48-8M0151281	Fury 4
14.625	27	SS	3	N/A	48-8M0151388	Tempest Plus
14.625	26	SS	3	N/A	48-8M0151387	Tempest Plus
14.625	25	SS	3	N/A	48-8M0151386	Tempest Plus
14.625	24	SS	3	N/A	48-8M0151385	Tempest Plus
14.625	23	SS	3	N/A	48-8M0151384	Tempest Plus
14.625	22	SS	3	N/A	48-8M0151383	Tempest Plus
14.625	21	SS	3	N/A	48-8M0151382	Tempest Plus
14.625	19	SS	3	N/A	48-8M0151381	Tempest Plus
14.625	17	SS	3	N/A	48-8M0151380	Tempest Plus
13.75	26	SS	4	N/A	48-8M0151395	Trophy Plus (SM)
13.75	25	SS	4	N/A	48-8M0151394	Trophy Plus (SM)

MERCURY PROPELLER APPLICATION CHARTS

Diameter	Pitch	Material	Blades	LH Rotation	RH Rotation	Model
13.75	24	SS	4	N/A	48-8M0151393	Trophy Plus (SM)
13.75	23	SS	4	N/A	48-8M0151392	Trophy Plus (SM)
13.75	21	SS	4	N/A	48-8M0151391	Trophy Plus (SM)
13.75	19	SS	4	N/A	48-8M0151390	Trophy Plus (SM)
13.75	17	SS	4	N/A	48-8M0151389	Trophy Plus (SM)
13.25	23	SS	5	N/A	48-815762A46	HighFive
13.25	21	SS	5	N/A	48-8M0151292	HighFive
13.25	19	SS	5	N/A	48-8M0151291	HighFive
13.5	17	SS	5	N/A	48-8M0151290	HighFive
14.625	25	SS	4	48-8M0151328	48-8M0151329	Revolution 4
14.625	23	SS	4	48-8M0151326	48-8M0151327	Revolution 4
14.625	21	SS	4	48-8M0151324	48-8M0151325	Revolution 4
14.625	20	SS	4	48-8M0151322	48-8M0151323	Revolution 4
14.625	19	SS	4	48-8M0151320	48-8M0151321	Revolution 4
14.625	18	SS	4	48-8M0151318	48-8M0151319	Revolution 4
14.625	17	SS	4	48-8M0151316	48-8M0151317	Revolution 4
14.625	15	SS	4	48-8M0151314	48-8M0151315	Revolution 4
15.25	36	SS	4	48-832123A55	48-832124A55	Bravo I
15.25	34	SS	4	48-832121A55	48-832122A55	Bravo I
15.25	32	SS	4	48-8M0151220	48-8M0151221	Bravo I
15.25	30	SS	4	48-8M0151218	48-8M0151219	Bravo I
15.25	28	SS	4	48-8M0151216	48-8M0151217	Bravo I
15.25	26	SS	4	48-8M0151214	48-8M0151215	Bravo I
15.25	24	SS	4	48-8M0151212	48-8M0151213	Bravo I
15.25	22	SS	4	48-8M0151210	48-8M0151211	Bravo I

Not all parts listed are available for the European, C.I.S., Africa and Middle East Markets.
 For more information, please contact your local Mercury, Mariner, MerCruiser or Quicksilver Office.

PROPELLER SELECTING TOOLS

Mercury Propeller Selecting Tools Available:

1. Mercury Propeller Selector on mercurymarine.com

- a. Follow the required steps. Choose the boat type, engine and detailed boat information (Length, Weight or Current Performance) to identify an estimated pitch and propeller offering



2. Mercury Outboard Propeller Rigging Charts

- a. Choose an engine and boat type combination from the following charts.
- b. Identify the line with the customer's boat weight (with engine, fuel, people and gear) and approximate speed. This will result in a propeller and pitch recommendation for the application
- c. Not all propellers are shown helping identify the best performing propellers for the specific application
- d. Only current Mercury outboards are shown, refer to the application charts for additional engine offerings

Example Rigging Chart:

Verado 250 HP and 250 HP Pro FourStroke - Freshwater Fish / Runabout / Fish and Ski
 Engine RPM Range: 5800-6400 Gearcase Ratio: 1.85:1

Diameter	Pitch	No. of Blades	Boat Weight	Boat Speed	RBI - Part Number	Description	Performance Category
14.62"	25	4	2500-2800	69-76	48-857032A46	Revolution 4	Comp Series
14.62"	23	4	2700-3100	63-71	48-857030A46	Revolution 4	Comp Series
14.62"	21	4	3100-3500	57-64	48-857028A46	Revolution 4	Comp Series
14.62"	20	4	3250-3750	54-61	48-840070052	Revolution 4	Comp Series
14.62"	19	4	3400-4000	51-58	48-857026A46	Revolution 4	Comp Series
14.62"	17	4	3900-5000	39-49	48-857024A46	Revolution 4	Comp Series
14.62"	15	4	4600-6000	35-45	48-857022A46	Revolution 4	Comp Series
13.45"	22	3	2900-3300	60-68	48-899202A46	Enerzia	Comp Series
13.63"	21	3	3100-3500	57-64	48-899002A46	Enerzia	Comp Series
13.80"	20	3	3250-3750	54-61	48-899000A46	Enerzia	Comp Series
14.00"	19	3	3400-4000	51-58	48-898998A46	Enerzia	Comp Series
14.22"	18	3	3650-4500	45-54	48-898996A46	Enerzia	Comp Series
14.45"	17	3	3900-5000	39-49	48-898994A46	Enerzia	Comp Series
14.72"	16	3	4300-5500	37-47	48-898992A46	Enerzia	Comp Series
15.00"	15	3	4600-6000	35-45	48-898990A46	Enerzia	Comp Series
14.62"	23	3	2700-3100	63-71	48-825864A47	Tempest Plus	Elite Series
14.62"	23	3	2700-3100	63-71	48-8416026820	Tempest Plus	Elite Series
14.62"	21	3	3100-3500	57-64	48-825862A47	Tempest Plus	Elite Series
14.62"	19	3	3400-4000	51-58	48-825860A47	Tempest Plus	Elite Series
14.62"	17	3	3900-5000	39-49	48-8416026790	Tempest Plus	Elite Series

MERCURY PROPELLER RIGGING CHART

FRESHWATER FISH / RUNABOUT / FISH AND SKI / MOD V / V BOTTOM: 60 - 350 HP

Verado 350 HP - Freshwater Fish / Runabout / Fish and Ski

Engine RPM Range: 5800-6400 Gearcase Ratio: 1.75:1

Diameter	Pitch	No. of Blades	Boat Weight	Boat Speed	RH Part Number	Description	Performance Category
16.00"	23	3	3700-4200	65-74	48-8M0127053	Enertia ECO w/ FLO TORQ SSR HD	Comp Series
16.00"	22	3	3900-4500	63-70	48-8M0127051	Enertia ECO w/ FLO TORQ SSR HD	Comp Series
16.00"	21	3	4200-4700	59-66	48-8M0127049	Enertia ECO w/ FLO TORQ SSR HD	Comp Series
16.00"	20	3	4400-5000	56-63	48-8M0127047	Enertia ECO w/ FLO TORQ SSR HD	Comp Series
16.00"	19	3	4600-5300	53-60	48-8M0127045	Enertia ECO w/ FLO TORQ SSR HD	Comp Series
16.00"	18	3	4900-5800	49-55	48-8M0127043	Enertia ECO w/ FLO TORQ SSR HD	Comp Series
16.00"	17	3	5300-6300	46-53	48-8M0127041	Enertia ECO w/ FLO TORQ SSR HD	Comp Series
14.62"	25	4	3300-3800	71-81	48-8M0127039	Revolution 4 w/ FLO TORQ SSR HD	Comp Series
14.62"	23	4	3700-4200	65-74	48-8M0127037	Revolution 4 w/ FLO TORQ SSR HD	Comp Series
14.62"	21	4	4200-4700	59-66	48-8M0127035	Revolution 4 w/ FLO TORQ SSR HD	Comp Series
14.62"	20	4	4400-5000	56-63	48-8M0127033	Revolution 4 w/ FLO TORQ SSR HD	Comp Series
14.62"	19	4	4600-5300	53-60	48-8M0127031	Revolution 4 w/ FLO TORQ SSR HD	Comp Series
14.62"	18	4	5000-5600	49-56	48-8M0137924	Revolution 4 w/ FLO TORQ SSR HD	Comp Series
14.62"	17	4	5300-6300	46-53	48-8M0127029	Revolution 4 w/ FLO TORQ SSR HD	Comp Series
14.62"	15	4	6300-7500	39-46	48-8M0127027	Revolution 4 w/ FLO TORQ SSR HD	Comp Series
14.62"	23	3	3700-4200	65-74	48-8M0151384	Tempest Plus	Elite Series
14.62"	22	3	3900-4500	62-70	48-8M0151383	Tempest Plus	Elite Series
14.62"	21	3	4200-4700	59-66	48-8M0151382	Tempest Plus	Elite Series
14.62"	19	3	4600-5300	53-60	48-8M0151381	Tempest Plus	Elite Series

Verado 300 HP and 300 HP Pro FourStroke - Freshwater Fish / Runabout / Fish and Ski

Engine RPM Range: 5800-6400 Gearcase Ratio: 1.75:1 and 1.85:1

Diameter	Pitch	No. of Blades	Boat Weight	Boat Speed	RH - Part Number	Description	Performance Category
14.62"	25	4	2800-3300	71-81	48-8M0151329	Revolution 4	Comp Series
14.62"	23	4	3100-3600	65-74	48-8M0151327	Revolution 4	Comp Series
14.62"	21	4	3600-4100	59-66	48-8M0151325	Revolution 4	Comp Series
14.62"	20	4	3800-4300	56-63	48-8M0151323	Revolution 4	Comp Series
14.62"	19	4	4000-4600	53-60	48-8M0151321	Revolution 4	Comp Series
14.62"	18	4	4300-4800	49-56	48-8M0151319	Revolution 4	Comp Series
14.62"	17	4	4600-5400	46-53	48-8M0151317	Revolution 4	Comp Series
14.62"	15	4	5400-6500	39-46	48-8M0151315	Revolution 4	Comp Series
13.45"	22	3	3300-3800	62-70	48-8M0151245	Enertia	Comp Series
13.63"	21	3	3600-4100	59-66	48-8M0151243	Enertia	Comp Series
13.80"	20	3	3800-4300	56-63	48-8M0151241	Enertia	Comp Series
14.00"	19	3	4000-4600	53-60	48-8M0151239	Enertia	Comp Series
14.22"	18	3	4300-4900	50-56	48-8M0151237	Enertia	Comp Series

Not all parts listed are available for the European, C.I.S., Africa and Middle East Markets.
For more information, please contact your local Mercury, Mariner, MerCruiser or Quicksilver Office.

MERCURY PROPELLER RIGGING CHART

Diameter	Pitch	No. of Blades	Boat Weight	Boat Speed	RH - Part Number	Description	Performance Category
14.45"	17	3	4600-5400	46-53	48-8M0151235	Energia	Comp Series
14.72"	16	3	4900-5800	43-50	48-8M0151233	Energia	Comp Series
15.00"	15	3	5400-6500	39-46	48-8M0151231	Energia	Comp Series
14.62"	23	3	3100-3600	65-74	48-8M0151384	Tempest Plus	Elite Series
14.62"	22	3	3300-3800	62-70	48-8M0151383	Tempest Plus	Elite Series
14.62"	21	3	3600-4100	59-66	48-8M0151382	Tempest Plus	Elite Series
14.62"	19	3	4000-4600	53-60	48-8M0151381	Tempest Plus	Elite Series
14.62"	17	3	4600-5400	46-53	48-8M0151380	Tempest Plus	Elite Series

Verado 250 HP and 250 HP Pro FourStroke - Freshwater Fish / Runabout / Fish and Ski

Engine RPM Range: 5800-6400 Gearcase Ratio: 1.85:1

Diameter	Pitch	No. of Blades	Boat Weight	Boat Speed	RH - Part Number	Description	Performance Category
14.62"	25	4	2500-2800	69-78	48-8M0151329	Revolution 4	Comp Series
14.62"	23	4	2700-3100	63-71	48-8M0151327	Revolution 4	Comp Series
14.62"	21	4	3100-3500	57-64	48-8M0151325	Revolution 4	Comp Series
14.62"	20	4	3250-3750	54-61	48-8M0151323	Revolution 4	Comp Series
14.62"	19	4	3400-4000	51-58	48-8M0151321	Revolution 4	Comp Series
14.62"	18	4	3750-4400	47-54	48-8M0151319	Revolution 4	Comp Series
14.62"	17	4	3900-5000	39-49	48-8M0151317	Revolution 4	Comp Series
14.62"	15	4	4600-6000	35-45	48-8M0151315	Revolution 4	Comp Series
13.45"	22	3	2900-3300	60-68	48-8M0151245	Energia	Comp Series
13.63"	21	3	3100-3500	57-64	48-8M0151243	Energia	Comp Series
13.80"	20	3	3250-3750	54-61	48-8M0151241	Energia	Comp Series
14.00"	19	3	3400-4000	51-58	48-8M0151239	Energia	Comp Series
14.22"	18	3	3650-4500	45-54	48-8M0151237	Energia	Comp Series
14.45"	17	3	3900-5000	39-49	48-8M0151235	Energia	Comp Series
14.72"	16	3	4300-5500	37-47	48-8M0151233	Energia	Comp Series
15.00"	15	3	4600-6000	35-45	48-8M0151231	Energia	Comp Series
14.62"	23	3	2700-3100	63-71	48-8M0151384	Tempest Plus	Elite Series
14.62"	22	3	2700-3100	63-71	48-8M0151383	Tempest Plus	Elite Series
14.62"	21	3	3100-3500	57-64	48-8M0151382	Tempest Plus	Elite Series
14.62"	19	3	3400-4000	51-58	48-8M0151381	Tempest Plus	Elite Series
14.62"	17	3	3900-5000	39-49	48-8M0151380	Tempest Plus	Elite Series

Verado 225 HP and 225 HP Pro FourStroke - Freshwater Fish / Runabout / Fish and Ski

Engine RPM Range: 5800-6400 Gearcase Ratio: 1.85:1

Diameter	Pitch	No. of Blades	Boat Weight	Boat Speed	RH - Part Number	Description	Performance Category
14.62"	25	4	2200-2500	69-78	48-8M0151329	Revolution 4	Comp Series
14.62"	23	4	2500-2800	63-71	48-8M0151327	Revolution 4	Comp Series
14.62"	21	4	2800-3200	57-64	48-8M0151325	Revolution 4	Comp Series
14.62"	20	4	2950-3400	54-61	48-8M0151323	Revolution 4	Comp Series
14.62"	19	4	3100-3600	51-58	48-8M0151321	Revolution 4	Comp Series
14.62"	18	4	3300-3700	48-54	48-8M0151319	Revolution 4	Comp Series
14.62"	17	4	3500-4100	45-52	48-8M0151317	Revolution 4	Comp Series
14.62"	15	4	4100-5500	35-45	48-8M0151315	Revolution 4	Comp Series
13.45"	22	3	2700-3100	60-68	48-8M0151245	Energia	Comp Series
13.63"	21	3	2800-3200	57-64	48-8M0151243	Energia	Comp Series
13.80"	20	3	2950-3400	54-61	48-8M0151241	Energia	Comp Series
14.00"	19	3	3100-3600	51-58	48-8M0151239	Energia	Comp Series
14.22"	18	3	3300-3850	48-55	48-8M0151237	Energia	Comp Series
14.45"	17	3	3500-4100	45-52	48-8M0151235	Energia	Comp Series
14.72"	16	3	3800-4800	40-49	48-8M0151233	Energia	Comp Series

MERCURY PROPELLER RIGGING CHART

Diameter	Pitch	No. of Blades	Boat Weight	Boat Speed	RH - Part Number	Description	Performance Category
15.00"	15	3	4100-5500	35-45	48-8M0151231	Enertia	Comp Series
14.62"	23	3	2500-2800	63-71	48-8M0151384	Tempest Plus	Elite Series
14.62"	22	3	2700-3100	60-68	48-8M0151383	Tempest Plus	Elite Series
14.62"	21	3	2800-3200	57-64	48-8M0151382	Tempest Plus	Elite Series
14.62"	19	3	3100-3600	51-58	48-8M0151381	Tempest Plus	Elite Series
14.62"	17	3	3500-4100	45-52	48-8M0151380	Tempest Plus	Elite Series

Pro FourStroke 200 HP - V6 - Freshwater Fish / Runabout / Fish and Ski

Engine RPM Range: 5800 - 6400 Gearcase Ratio 1.85:1

Diameter	Pitch	No. of Blades	Boat Weight	Boat Speed	RH - Part Number	Description	Performance Category
13.5"	22	3	2300-2600	59-68	48-8M0151245	Enertia	Comp Series
13.6"	21	3	2500-2800	57-64	48-8M0151243	Enertia	Comp Series
13.8"	20	3	2750-2950	54-63	48-8M0151241	Enertia	Comp Series
14"	19	3	2800-3200	51-58	48-8M0151239	Enertia	Comp Series
14.2"	18	3	2950-3450	47-55	48-8M0151237	Enertia	Comp Series
14.5"	17	3	3100-3700	45-52	48-8M0151235	Enertia	Comp Series
14.7"	16	3	3350-4250	41-50	48-8M0151233	Enertia	Comp Series
15"	15	3	3600-4400	38-47	48-8M0151231	Enertia	Comp Series
14.62"	23	3	2200-2500	63-71	48-8M0151384	Tempest Plus	Elite Series
14.62"	21	3	2500-2800	57-64	48-8M0151382	Tempest Plus	Elite Series
14.62"	19	3	2800-3200	51-58	48-8M0151381	Tempest Plus	Elite Series
14.62"	17	3	3000-3500	45-52	48-8M0151380	Tempest Plus	Elite Series
14.0"	23	3	2200-2500	63-71	48-8M0084497	SpitFire	Elite Series
14.0"	21	3	2500-2800	57-64	48-8M0084496	SpitFire	Elite Series
14.0"	19	3	2800-3200	51-58	48-8M0084495	SpitFire	Elite Series
14.0"	17	3	2200-2500	63-71	48-8M0084494	SpitFire	Elite Series
14.25"	21	3	2500-2800	57-64	48-832832A45	Black Max	Sport Series
14.5"	19	3	2800-3200	51-58	48-832830A45	Black Max	Sport Series
15.0"	17	3	2500-2800	45-52	48-832828A45	Black Max	Sport Series

Verado 200 HP – 4Cyl - Freshwater Fish / Runabout / Fish and Ski

Engine RPM Range: 5800-6400 Gearcase Ratio: 2.08:1

Diameter	Pitch	No. of Blades	Boat Weight	Boat Speed	RH - Part Number	Description	Performance Category
13.45"	22	3	2800-3200	51-58	48-8M0151245	Enertia	Comp Series
13.63"	21	3	2900-3300	49-55	48-8M0151243	Enertia	Comp Series
13.80"	20	3	3000-3600	46-53	48-8M0151241	Enertia	Comp Series
14.00"	19	3	3300-3900	43-50	48-8M0151239	Enertia	Comp Series
14.22"	18	3	3500-4300	39-47	48-8M0151237	Enertia	Comp Series
14.45"	17	3	3800-4700	36-44	48-8M0151235	Enertia	Comp Series
14.72"	16	3	4100-5200	33-41	48-8M0151233	Enertia	Comp Series
15.00"	15	3	4400-6000	29-38	48-8M0151231	Enertia	Comp Series
14.62"	21	3	2900-3300	49-55	48-8M0151382	Tempest Plus	Elite Series
14.62"	19	3	3300-3900	43-50	48-8M0151381	Tempest Plus	Elite Series
14.62"	17	3	3800-4700	36-44	48-8M0151380	Tempest Plus	Elite Series
14.00"	21	3	2900-3300	49-55	48-8M0084496	SpitFire	Elite Series
14.00"	19	3	3300-3900	43-50	48-8M0084495	SpitFire	Elite Series
14.00"	17	3	3800-4700	36-44	48-8M0084494	SpitFire	Elite Series
14.25"	21	3	2900-3300	49-55	48-832832A45	Black Max	Sport Series
14.50"	19	3	3300-3900	43-50	48-832830A45	Black Max	Sport Series
15.00"	17	3	3800-4700	36-44	48-832828A45	Black Max	Sport Series
15.25"	15	3	4400-6000	29-38	48-78116A45	Black Max	Sport Series

Not all parts listed are available for the European, C.I.S., Africa and Middle East Markets.
For more information, please contact your local Mercury, Mariner, MerCruiser or Quicksilver Office.

MERCURY PROPELLER RIGGING CHART

150 HP FourStroke - Freshwater Fish / Runabout / Fish and Ski

Engine RPM Range: 5000-5800 Gearcase Ratio: 1.92:1

Diameter	Pitch	No. of Blades	Boat Weight	Boat Speed	RH - Part Number	Description	LH - Part Number	Performance Category
13.50"	22	3	2100-2600	47-57	48-8M0151245	Enerzia		Comp Series
13.62"	21	3	2200-2800	44-54	48-8M0151243	Enerzia	48-8M0151242	Comp Series
13.75"	20	3	2300-3000	42-52	48-8M0151241	Enerzia		Comp Series
14.00"	19	3	2500-3200	39-49	48-8M0151239	Enerzia	48-8M0151238	Comp Series
14.25"	18	3	2700-3200	35-46	48-8M0151237	Enerzia		Comp Series
14.50"	17	3	2900-4000	32-43	48-8M0151235	Enerzia	48-8M0151234	Comp Series
14.75"	16	3	3100-4500	29-40	48-8M0151233	Enerzia		Comp Series
15.00"	15	3	3400-5100	26-37	48-8M0151231	Enerzia	48-8M0151230	Comp Series
15.13"	14	3	3800-6200	22-34	48-8M0151229	Enerzia		Comp Series
14.62"	25	3	1800-2200	55-65	48-8M0151386	Tempest Plus		Elite Series
14.62"	24	3	1900-2300	53-62	48-8M0151385	Tempest Plus		Elite Series
14.62"	23	3	2000-2400	50-60	48-8M0151384	Tempest Plus		Elite Series
14.62"	22	3	2100-2600	47-57	48-8M0151383	Tempest Plus		Elite Series
14.62"	21	3	2200-2800	44-54	48-8M0151382	Tempest Plus		Elite Series
14.62"	19	3	2500-3200	39-49	48-8M0151381	Tempest Plus		Elite Series
14.62"	17	3	2900-4000	32-43	48-8M0151380	Tempest Plus		Elite Series

115 CT Pro XS FourStroke - Freshwater Fish

Engine RPM Range: 5300-6300 Gearcase Ratio: 2.38:1

Diameter	Pitch	No. of Blades	Boat Weight	Boat Speed	RH - Part Number	Description	Performance Category
14.62"	22	3	2000-2700	38-50	48-8M0151383	Tempest Plus	Elite Series
14.62"	21	3	2100-2900	35-47	48-8M0151382	Tempest Plus	Elite Series
14.62"	19	3	2400-3500	30-42	48-8M0151381	Tempest Plus	Elite Series
14.62"	17	3	2700-4500	24-37	48-8M0151380	Tempest Plus	Elite Series
14.00"	21	4	2100-2900	35-47	48-8M0084496	SpitFire	Elite Series
14.00"	19	4	2400-3500	30-42	48-8M0084495	SpitFire	Elite Series
14.00"	17	4	2700-4500	24-37	48-8M0084494	SpitFire	Elite Series
15.00"	21	3	2100-2900	35-47	48-832832A45	Black Max	Sport Series
14.50"	19	3	2400-3500	30-42	48-832830A45	Black Max	Sport Series
15.00"	17	3	2700-4500	24-37	48-832828A45	Black Max	Sport Series

115 STD Pro XS FourStroke - Freshwater Fish

Engine RPM Range: 5300-6300 Gearcase Ratio: 2.07:1

Diameter	Pitch	No. of Blades	Boat Weight	Boat Speed	RH - Part Number	Description	Performance Category
12.7"	21	4	1800-2300	43-55	48-8M0151364	SpitFire X7	Elite Series
12.7"	19	4	2000-2700	38-49	48-8M0151363	SpitFire X7	Elite Series
13.0"	17	4	2300-3300	31-44	48-8M0151362	SpitFire X7	Elite Series
13.5"	15	4	2700-4300	25-37	48-8M0151361	SpitFire X7	Elite Series
13"	18	3	2100-2900	35-46	48-8M0151402	Vengeance	Sport Series
13.13"	16	3	2400-3800	28-41	48-8M0151401	Vengeance	Sport Series
13.25"	15	3	2700-4300	25-37	48-8M0151400	Vengeance	Sport Series
12.8"	19	4	2000-2700	38-49	48-8M8026600	SpitFire	Elite Series
12.8"	17	4	2300-3300	31-44	48-8M8026590	SpitFire	Elite Series
12.8"	15	4	2700-4300	25-37	48-8M8026580	SpitFire	Elite Series
12.5"	23	3	1600-2000	49-60	48-77350A45	Black Max	Sport Series
12.75"	21	3	1800-2300	43-55	48-77348A45	Black Max	Sport Series
13"	19	3	2000-2700	38-49	48-77346A45	Black Max	Sport Series
13.25"	17	3	2300-3300	31-44	48-77344A45	Black Max	Sport Series
13.25"	16	3	2400-3800	28-41	48-854360A45	Black Max	Sport Series

MERCURY PROPELLER RIGGING CHART

115 CT HP FourStroke - Freshwater Fish / Runabout / Fish and Ski

Engine RPM Range: 5000-6000 Gearcase Ratio: 2.38:1

Diameter	Pitch	No. of Blades	Boat Weight	Boat Speed	RH - Part Number	Description	LH - Part Number	Performance Category
13.50"	22	3	2000-2800	35-47	48-8M0151245	Enertia		Comp Series
13.80"	21	3	2100-3100	32-45	48-8M0151243	Enertia	48-8M0151242	Comp Series
13.75"	20	3	2300-3500	29-42	48-8M0151241	Enertia		Comp Series
14.00"	19	3	2400-3700	27-40	48-8M0151239	Enertia	48-8M0151238	Comp Series
14.20"	18	3	2600-4300	24-37	48-8M0151237	Enertia		Comp Series
14.50"	17	3	2800-5000	21-35	48-8M0151235	Enertia	48-8M0151234	Comp Series
14.70"	16	3	3100-5600	19-32	48-8M0151233	Enertia		Comp Series
15.00"	15	3	3500-6700	16-29	48-8M0151231	Enertia	48-8M0151230	Comp Series
15.30"	14	3	3900-7800	14-26	48-8M0151229	Enertia	48-8M0151228	Comp Series
15.60"	13	3	4300-10300	11-24	48-8M0151227	Enertia	48-8M0151226	Comp Series
16.00"	11	3	7000+	1-18	48-8M0151225	Enertia	48-8M0151224	Comp Series
14.62"	23	3	1900-2600	38-49	48-8M0151384	Tempest Plus		Elite Series
14.62"	22	3	2000-2800	35-47	48-8M0151383	Tempest Plus		Elite Series
14.62"	21	3	2100-3100	32-45	48-8M0151382	Tempest Plus		Elite Series
14.62"	19	3	2400-3700	27-40	48-8M0151381	Tempest Plus		Elite Series
14.62"	17	3	2800-5000	21-35	48-8M0151380	Tempest Plus		Elite Series
14.00"	23	4	1900-2600	38-49	48-8M0084497	SpitFire		Elite Series
14.00"	21	4	2100-3100	32-45	48-8M0084496	SpitFire		Elite Series
14.00"	19	4	2400-3700	27-40	48-8M0084495	SpitFire		Elite Series
14.00"	17	4	2800-5000	21-35	48-8M0084494	SpitFire		Elite Series
14.00"	14	4	3900-7800	14-26	48-8M0084493	SpitFire		Elite Series
14.00"	12	4	7000+	1-24	48-8M0084491	SpitFire		Elite Series
14.50"	19	3	2400-3700	27-40	48-832830A45	Black Max		Sport Series
15.00"	17	3	2800-5000	21-35	48-832828A45	Black Max		Sport Series
15.25"	15	3	3500-6700	16-29	48-78116A45	Black Max		Sport Series
16.00"	13	3	4300-10300	11-24	48-78114A45	Black Max		Sport Series
16.00"	12	3	5000+	9-21	48-16436A45	Black Max		Sport Series
16.00"	11	3	7000+	1-18	48-78112A45	Black Max		Sport Series

115 STD HP FourStroke - Freshwater Fish / Runabout / Fish and Ski

Engine RPM Range: 5000-6000 Gearcase Ratio: 2.07:1

Diameter	Pitch	No. of Blades	Boat Weight	Boat Speed	RH - Part Number	Description	Performance Category
12.7"	21	4	1800-2400	40-52	48-8M0151364	SpitFire X7	Elite Series
12.7"	19	4	2000-2900	34-47	48-8M0151363	SpitFire X7	Elite Series
13.0"	17	4	2300-3600	28-41	48-8M0151362	SpitFire X7	Elite Series
13.5"	15	4	2800-4700	22-35	48-8M0151361	SpitFire X7	Elite Series
14.0"	13	4	3500-6700	16-29	48-8M0151360	SpitFire X7	Elite Series
13"	18	3	2200-3200	31-44	48-8M0151402	Vengeance	Sport Series
13.13"	16	3	2500-4100	25-38	48-8M0151401	Vengeance	Sport Series
13.25"	15	3	2800-4700	22-35	48-8M0151400	Vengeance	Sport Series
13.38"	14	3	3100-5600	19-32	48-8M0151399	Vengeance	Sport Series
14"	12	3	3900-8500	13-26	48-8M0151398	Vengeance	Sport Series
12.8"	19	4	2000-2900	34-47	48-8M8026600	SpitFire	Elite Series
12.8"	17	4	2300-3600	28-41	48-8M8026590	SpitFire	Elite Series
12.8"	15	4	2800-4700	22-35	48-8M8026580	SpitFire	Elite Series
13.8"	13	4	3500-6700	16-29	48-8M8026570	SpitFire	Elite Series
13.8"	11	4	4500-11500	10-23	48-8M8026560	SpitFire	Elite Series
12.5"	23	3	1600-2100	45-57	48-77350A45	Black Max	Sport Series
12.75"	21	3	1800-2400	40-52	48-77348A45	Black Max	Sport Series
13"	19	3	2000-2900	34-47	48-77346A45	Black Max	Sport Series
13.25"	17	3	2300-3600	28-41	48-77344A45	Black Max	Sport Series

Not all parts listed are available for the European, C.I.S., Africa and Middle East Markets.
For more information, please contact your local Mercury, Mariner, MerCruiser or Quicksilver Office.

MERCURY PROPELLER RIGGING CHART

Diameter	Pitch	No. of Blades	Boat Weight	Boat Speed	RH - Part Number	Description	Performance Category
13.25"	16	3	2500-4100	25-38	48-854360A45	Black Max	Sport Series
13.75"	15	3	2800-4700	22-35	48-77342A45	Black Max	Sport Series
13.88"	14	3	3100-5600	19-32	48-854352A45	Black Max	Sport Series
14"	13	3	3500-6700	16-29	48-77340A45	Black Max	Sport Series
14"	11	3	4700+	1-23	48-77338A45	Black Max	Sport Series

90 CT HP FourStroke - Freshwater Fish / Runabout / Fish and Ski

Engine RPM Range: 5000-6000 Gearcase Ratio: 2.38:1

Diameter	Pitch	No. of Blades	Boat Weight	Boat Speed	RH - Part Number	Description	LH - Part Number	Performance Category
13.80"	21	3	1600-2400	32-45	48-8M0151243	Enertia	48-8M0151242	Comp Series
13.75"	20	3	1800-2700	29-42	48-8M0151241	Enertia		Comp Series
14.00"	19	3	1900-2900	27-40	48-8M0151239	Enertia	48-8M0151238	Comp Series
14.20"	18	3	2100-3300	24-37	48-8M0151237	Enertia		Comp Series
14.50"	17	3	2200-3900	21-35	48-8M0151235	Enertia	48-8M0151234	Comp Series
14.70"	16	3	2400-4400	19-32	48-8M0151233	Enertia		Comp Series
15.00"	15	3	2700-5300	16-29	48-8M0151231	Enertia	48-8M0151230	Comp Series
15.30"	14	3	3100-6100	14-26	48-8M0151229	Enertia	48-8M0151228	Comp Series
15.6"	13	3	3300-8100	11-24	48-8M0151227	Enertia	48-8M0151226	Comp Series
16.0"	11	3	6000+	1-18	48-8M0151225	Enertia	48-8M0151224	Comp Series
13.75"	21	3	1600-2400	32-45	48-8M0151408	Vengeance		Sport Series
14.00"	19	3	1900-2900	27-40	48-8M0151407	Vengeance	48-8M0151406	Sport Series
14.50"	17	3	2200-3900	21-35	48-8M0151405	Vengeance	48-8M0151404	Sport Series
14.00"	21	4	1600-2400	32-45	48-8M0084496	SpitFire		Elite Series
14.00"	19	4	1900-2900	27-40	48-8M0084495	SpitFire		Elite Series
14.00"	17	4	2200-3900	21-35	48-8M0084494	SpitFire		Elite Series
14.00"	14	4	3300-8100	11-24	48-8M0084493	SpitFire		Elite Series
14.00"	12	4	6000+	1-18	48-8M0084491	SpitFire		Elite Series
14.00"	23	3	1500-1900	38-49	48-832834A45	Black Max		Sport Series
14.25"	21	3	1600-2400	32-45	48-832832A45	Black Max		Sport Series
14.50"	19	3	1900-2900	27-40	48-832830A45	Black Max		Sport Series
15.00"	17	3	2200-3900	21-35	48-832828A45	Black Max		Sport Series
15.25"	15	3	2700-5300	16-29	48-78116A45	Black Max		Sport Series
16.00"	13	3	3300-8100	11-24	48-78114A45	Black Max		Sport Series
16.00"	11	3	6000+	1-18	48-78112A45	Black Max		Sport Series

90 STD HP FourStroke - Freshwater Fish / Runabout / Fish and Ski

Engine RPM Range: 5000-6000 Gearcase Ratio: 2.07:1

Diameter	Pitch	No. of Blades	Boat Weight	Boat Speed	RH - Part Number	Description	Performance Category
12.7"	21	4	1400-1900	40-52	48-8M0151364	SpitFire X7	Elite Series
12.7"	19	4	1600-2300	34-47	48-8M0151363	SpitFire X7	Elite Series
13.0"	17	4	1800-2800	28-41	48-8M0151362	SpitFire X7	Elite Series
13.5"	15	4	2200-3700	22-35	48-8M0151361	SpitFire X7	Elite Series
13"	18	3	4000+	31-44	48-8M0151402	Vengeance	Sport Series
13.13"	16	3	2000-3200	25-38	48-8M0151401	Vengeance	Sport Series
13.25"	15	3	2200-3700	22-35	48-8M0151400	Vengeance	Sport Series
13.38"	14	3	2400-4400	19-32	48-8M0151399	Vengeance	Sport Series
14"	12	3	2700-5300	13-26	48-8M0151398	Vengeance	Sport Series
12.8"	19	4	1600-2300	34-47	48-8M8026600	SpitFire	Elite Series
12.8"	17	4	1800-2800	28-41	48-8M8026590	SpitFire	Elite Series
12.8"	15	4	2200-3700	22-35	48-8M8026580	SpitFire	Elite Series
13.8"	13	4	2700-5300	16-29	48-8M8026570	SpitFire	Elite Series
13.8"	11	4	4000+	10-23	48-8M8026560	SpitFire	Elite Series
12.5"	23	3	1300-1600	45-57	48-77350A45	Black Max	Sport Series

MERCURY PROPELLER RIGGING CHART

Diameter	Pitch	No. of Blades	Boat Weight	Boat Speed	RH - Part Number	Description	Performance Category
12.75"	21	3	1400-1900	40-52	48-77348A45	Black Max	Sport Series
13"	19	3	1600-2300	34-47	48-77346A45	Black Max	Sport Series
13.25"	17	3	1800-2800	28-41	48-77344A45	Black Max	Sport Series
13.25"	16	3	2000-3200	25-38	48-854360A45	Black Max	Sport Series
13.75"	15	3	2200-3700	22-35	48-77342A45	Black Max	Sport Series
13.88"	14	3	2400-4400	19-32	48-854352A45	Black Max	Sport Series
14"	13	3	2700-5300	16-29	48-77340A45	Black Max	Sport Series
14"	11	3	4000+	1-22	48-77338A45	Black Max	Sport Series

75 STD HP FourStroke - Freshwater Fish (V and Mod V)

Engine RPM Range: 5000-6000 Gearcase Ratio: 2.07:1

Diameter	Pitch	No. of Blades	Boat Weight	Boat Speed	RH - Part Number	Description	Performance Category
12.7"	21	4	1300-1900	34-47	48-8M0151364	SpitFire X7	Elite Series
12.7"	19	4	1500-2300	29-42	48-8M0151363	SpitFire X7	Elite Series
13.0"	17	4	1700-2900	23-37	48-8M0151362	SpitFire X7	Elite Series
13.5"	15	4	2100-3900	18-31	48-8M0151361	SpitFire X7	Elite Series
13"	18	3	1600-2500	26-40	48-8M0151402	Vengeance	Sport Series
13.13"	16	3	1900-3400	20-34	48-8M0151401	Vengeance	Sport Series
13.25"	15	3	2100-3900	18-31	48-8M0151400	Vengeance	Sport Series
13.38"	14	3	2300-4700	15-28	48-8M0151399	Vengeance	Sport Series
14"	12	3	2900-7500	10-23	48-8M0151398	Vengeance	Sport Series
12.8"	19	4	1500-2300	29-42	48-8M8026600	SpitFire	Elite Series
12.8"	17	4	1700-2900	23-37	48-8M8026590	SpitFire	Elite Series
12.8"	15	4	2100-3900	18-31	48-8M8026580	SpitFire	Elite Series
12.5"	23	3	1200-1600	39-52	48-77350A45	Black Max	Sport Series
12.75"	21	3	1300-1900	34-47	48-77348A45	Black Max	Sport Series
13"	19	3	1500-2300	29-42	48-77346A45	Black Max	Sport Series
13.25"	17	3	1700-2900	23-37	48-77344A45	Black Max	Sport Series
13.25"	16	3	1900-3400	20-34	48-854360A45	Black Max	Sport Series
13.75"	15	3	2100-3900	18-31	48-77342A45	Black Max	Sport Series
13.88"	14	3	2300-4700	15-28	48-854352A45	Black Max	Sport Series

60 STD HP FourStroke - Freshwater Fish (V and Mod V)

Engine RPM Range: 5500-6000 Gearcase ratio: 2.33:1

Diameter	Pitch	No. of Blades	Boat Weight	Boat Speed	RH - Part Number	Description	Performance Category
10.6	14	4	1300-1700	16-30	48-878616A46	Trophy Sport	Elite Series
10.6	13	4	1500-2000	17-26	48-878614A46	Trophy Sport	Elite Series
10.6	12	4	1700-2500	19-22	48-878612A46	Trophy Sport	Elite Series
10.25	15	3	1200-1600	15-33	48-855862A46	Vengeance	Sport Series
10.4	14	3	1300-1700	16-30	48-855860A46	Vengeance	Sport Series
10.5	13	3	1500-2000	17-26	48-855858A46	Vengeance	Sport Series
10.1	15	4	1200-1600	15-33	48-8M8026640	SpitFire	Elite Series
10.1	14	4	1300-1700	16-30	48-8M8026635	SpitFire	Elite Series
10.3	13	4	1500-2000	17-26	48-8M8026630	SpitFire	Elite Series
10	17	3	1000-1300	13-40	48-73144A45	Black Max	Sport Series
10	16	3	1100-1400	14-37	48-73142A45	Black Max	Sport Series
10.1	15	3	1200-1600	15-33	48-73140A45	Black Max	Sport Series
10.25	14	3	1300-1700	16-30	48-73138A45	Black Max	Sport Series
10.4	13	3	1500-2000	17-26	48-73136A45	Black Max	Sport Series

Not all parts listed are available for the European, C.I.S., Africa and Middle East Markets.
For more information, please contact your local Mercury, Mariner, MerCruiser or Quicksilver Office.

MERCURY PROPELLER RIGGING CHART

TRI / PONTOON: 40 - 350 HP

Verado 350 HP - Tri / Pontoon (Single and Twin)

Engine RPM Range: 5800 - 6400 Gearcase Ratio 1.75:1

No. of Engine	Diameter	Pitch	No. of Blades	Boat Weight	Boat Speed	RH Part Number	Description	LH Part Number	Performance Category
Single	13.45"	22	3	3900-4500	62-70	48-8M0151245	Enertia		Comp Series
Single	13.63"	21	3	4200-4700	59-66	48-8M0151243	Enertia	48-8M0151242	Comp Series
Single	13.80"	20	3	4400-5000	56-63	48-8M0151241	Enertia		Comp Series
Single	14.00"	19	3	4600-5300	53-60	48-8M0151239	Enertia	48-8M0151238	Comp Series
Single	14.22"	18	3	5000-5700	50-56	48-8M0151237	Enertia		Comp Series
Single	14.45"	17	3	5300-6300	46-53	48-8M0151235	Enertia	48-8M0151234	Comp Series
Single	14.72"	16	3	5700-6700	43-50	48-8M0151233	Enertia		Comp Series
Single	15.00"	15	3	6300-7500	39-46	48-8M0151231	Enertia	48-8M0151230	Comp Series
Single	15.30"	14	3	6700-8500	35-43	48-8M0151229	Enertia	48-8M0151228	Comp Series
Single	15.60"	13	3	7500-9800	31-39	48-8M0151227	Enertia	48-8M0151226	Comp Series
Single	16.00"	23	3	3700-4200	65-74	48-8M0127053	Enertia ECO w/ FT SSR HD	48-8M0127052	Comp Series
Single	16.00"	22	3	3900-4500	62-70	48-8M0127051	Enertia ECO w/ FT SSR HD	48-8M0127050	Comp Series
Single	16.00"	21	3	4200-4700	59-66	48-8M0127049	Enertia ECO w/ FT SSR HD	48-8M0127048	Comp Series
Single	16.00"	20	3	4400-5000	56-63	48-8M0127047	Enertia ECO w/ FT SSR HD	48-8M0127046	Comp Series
Single	16.00"	19	3	4600-5300	53-60	48-8M0127045	Enertia ECO w/ FT SSR HD	48-8M0127044	Comp Series
Single	16.00"	18	3	5000-5700	50-56	48-8M0127043	Enertia ECO w/ FT SSR HD	48-8M0127042	Comp Series
Single	16.00"	17	3	5300-6300	46-53	48-8M0127041	Enertia ECO w/ FT SSR HD	48-8M0127040	Comp Series
Single	14.62"	25	4	3300-3800	71-81	48-8M0127039	Revolution 4 w/ FT SSR HD	48-8M0127038	Comp Series
Single	14.62"	23	4	3700-4200	65-74	48-8M0127037	Revolution 4 w/ FT SSR HD	48-8M0127036	Comp Series
Single	14.62"	21	4	4200-4700	59-66	48-8M0127035	Revolution 4 w/ FT SSR HD	48-8M0127034	Comp Series
Single	14.62"	20	4	4400-5000	56-63	48-8M0127033	Revolution 4 w/ FT SSR HD	48-8M0127032	Comp Series
Single	14.62"	19	4	4600-5300	53-60	48-8M0127031	Revolution 4 w/ FT SSR HD	48-8M0127030	Comp Series
Single	14.62"	18	4	5000-5800	49-56	48-8M0137924	Revolution 4 w/ FT SSR HD	48-8M0137925	Comp Series
Single	14.62"	17	4	5300-6300	46-53	48-8M0127029	Revolution 4 w/ FT SSR HD	48-8M0127028	Comp Series
Single	14.62"	15	4	6300-7500	39-46	48-8M0127027	Revolution 4 w/ FT SSR HD	48-8M0064449	Comp Series
Twin	13.63"	21	3	7000-8300	59-66	48-8M0151243	Enertia	48-8M0151242	Comp Series
Twin	14.00"	19	3	8100-9600	53-60	48-8M0151239	Enertia	48-8M0151238	Comp Series
Twin	14.45"	17	3	9600-12200	46-53	48-8M0151235	Enertia	48-8M0151234	Comp Series
Twin	15.00"	15	3	11600-15300	39-46	48-8M0151231	Enertia	48-8M0151230	Comp Series
Twin	16.00"	23	3	5800-7200	65-74	48-8M0127053	Enertia ECO w/ FT SSR HD	48-8M0127052	Comp Series
Twin	16.00"	22	3	3900-4500	62-70	48-8M0127051	Enertia ECO w/ FT SSR HD	48-8M0127050	Comp Series
Twin	16.00"	21	3	7000-8300	59-66	48-8M0127049	Enertia ECO w/ FT SSR HD	48-8M0127048	Comp Series
Twin	16.00"	20	3	7600-9000	56-63	48-8M0127047	Enertia ECO w/ FT SSR HD	48-8M0127046	Comp Series
Twin	16.00"	19	3	8100-9600	53-60	48-8M0127045	Enertia ECO w/ FT SSR HD	48-8M0127044	Comp Series
Twin	16.00"	18	3	5000-5700	50-56	48-8M0127043	Enertia ECO w/ FT SSR HD	48-8M0127042	Comp Series
Twin	16.00"	17	3	9600-12200	46-53	48-8M0127041	Enertia ECO w/ FT SSR HD	48-8M0127040	Comp Series
Twin	14.62"	25	4	5000-6300	71-81	48-8M0127039	Revolution 4 w/ FT SSR HD	48-8M0127038	Comp Series
Twin	14.62"	23	4	5800-7200	65-74	48-8M0127037	Revolution 4 w/ FT SSR HD	48-8M0127036	Comp Series
Twin	14.62"	21	4	7000-8300	59-66	48-8M0127035	Revolution 4 w/ FT SSR HD	48-8M0127034	Comp Series
Twin	14.62"	20	4	7600-9000	56-63	48-8M0127033	Revolution 4 w/ FT SSR HD	48-8M0127032	Comp Series
Twin	14.62"	19	4	8100-9600	53-60	48-8M0127031	Revolution 4 w/ FT SSR HD	48-8M0127030	Comp Series
Twin	14.62"	18	4	9000-10800	49-56	48-8M0137924	Revolution 4 w/ FT SSR HD	48-8M0137925	Comp Series
Twin	14.62"	17	4	9600-12200	46-53	48-8M0127029	Revolution 4 w/ FT SSR HD	48-8M0127028	Comp Series
Twin	14.62"	15	4	11600-15300	39-46	48-8M0127027	Revolution 4 w/ FT SSR HD	48-8M0127026	Comp Series

MERCURY PROPELLER RIGGING CHART

Verado 300 HP - Tri / Pontoon

Engine RPM Range: 5800-6400 Gearcase Ratio: 1.75:1 and 1.85:1

Diameter	Pitch	No. of Blades	Boat Weight	Boat Speed	RH - Part Number	Description	LH - Part Number	Performance Category
13.45"	22	3	3300-3800	62-70	48-8M0151245	Energia		Comp Series
13.63"	21	3	3600-4100	59-66	48-8M0151243	Energia	48-8M0151242	Comp Series
13.80"	20	3	3800-4300	56-63	48-8M0151241	Energia		Comp Series
14.00"	19	3	4000-4600	53-60	48-8M0151239	Energia	48-8M0151238	Comp Series
14.22"	18	3	4300-4900	50-56	48-8M0151237	Energia		Comp Series
14.45"	17	3	4600-5400	46-53	48-8M0151235	Energia	48-8M0151235	Comp Series
14.72"	16	3	4900-5800	43-50	48-8M0151233	Energia		Comp Series
15.00"	15	3	5400-6500	39-46	48-8M0151231	Energia	48-8M0151230	Comp Series
15.00"	14	3	6700-8500	35-43	48-8M0151229	Energia	48-8M0151228	Comp Series
15.00"	13	3	7500-9800	31-39	48-8M0151227	Energia	48-8M0151226	Comp Series
16.00"	23	3	3100-3600	65-74	48-8M0151263	Energia ECO	48-8M0151262	Comp Series
16.00"	22	3	3300-3800	62-70	48-8M0151261	Energia ECO	48-8M0151260	Comp Series
16.00"	21	3	3600-4100	59-66	48-8M0151259	Energia ECO	48-8M0151258	Comp Series
16.00"	20	3	3800-4300	56-63	48-8M0151257	Energia ECO	48-8M0151256	Comp Series
16.00"	19	3	4000-4600	53-60	48-8M0151255	Energia ECO	48-8M0151254	Comp Series
16.00"	18	3	4300-4900	50-56	48-8M0151253	Energia ECO	48-8M0151252	Comp Series
16.00"	17	3	4600-5400	46-53	48-8M0151251	Energia ECO	48-8M0151250	Comp Series
14.62"	25	4	2800-3300	71-81	48-8M0151329	Revolution 4	48-8M0151328	Comp Series
14.62"	23	4	3100-3600	65-74	48-8M0151327	Revolution 4	48-8M0151326	Comp Series
14.62"	21	4	3600-4100	59-66	48-8M0151325	Revolution 4	48-8M0151324	Comp Series
14.62"	20	4	3800-4300	56-63	48-8M0151323	Revolution 4	48-8M0151322	Comp Series
14.62"	19	4	4000-4600	53-60	48-8M0151321	Revolution 4	48-8M0151320	Comp Series
14.62"	18	4	4300-4900	49-56	48-8M0151319	Revolution 4	48-8M0151318	Comp Series
14.62"	17	4	4600-5400	46-53	48-8M0151317	Revolution 4	48-8M0151316	Comp Series
14.62"	15	4	5400-6500	39-46	48-8M0151315	Revolution 4	48-8M0151314	Comp Series

Verado 250 HP - Tri / Pontoon

Engine RPM Range: 5800-6400 Gearcase Ratio: 1.85:1

Diameter	Pitch	No. of Blades	Boat Weight	Boat Speed	RH - Part Number	Description	LH - Part Number	Performance Category
13.45"	22	3	2900-3300	60-68	48-8M0151245	Energia		Comp Series
13.63"	21	3	3100-3500	57-64	48-8M0151243	Energia	48-8M0151242	Comp Series
13.80"	20	3	3250-3750	54-61	48-8M0151241	Energia		Comp Series
14.00"	19	3	3400-4000	51-58	48-8M0151239	Energia	48-8M0151238	Comp Series
14.22"	18	3	3650-4500	45-54	48-8M0151237	Energia		Comp Series
14.45"	17	3	3900-5000	39-49	48-8M0151235	Energia	48-8M0151235	Comp Series
14.72"	16	3	4300-5500	37-47	48-8M0151233	Energia		Comp Series
15.00"	15	3	4600-6000	35-45	48-8M0151231	Energia	48-8M0151230	Comp Series
15.00"	14	3	5000-5500	25-38	48-8M0151229	Energia	48-8M0151228	Comp Series
15.00"	13	3	5500+	1-28	48-8M0151227	Energia	48-8M0151226	Comp Series
14.62"	21	4	3100-3500	57-64	48-8M0151325	Revolution 4	48-8M0151324	Comp Series
14.62"	20	4	3250-3750	54-61	48-8M0151323	Revolution 4	48-8M0151322	Comp Series
14.62"	19	4	3400-4000	51-58	48-8M0151321	Revolution 4	48-8M0151320	Comp Series
14.62"	18	4	3750-4300	47-54	48-8M0151319	Revolution 4	48-8M0151318	Comp Series
14.62"	17	4	3900-5000	39-49	48-8M0151317	Revolution 4	48-8M0151316	Comp Series
14.62"	15	4	4600-6000	35-45	48-8M0151315	Revolution 4	48-8M0151314	Comp Series
14.75"	21	3	3100-3500	57-64	48-8M0151310	Mirage Plus	48-8M0151309	Elite Series
15.25"	19	3	3400-4000	51-58	48-8M0151308	Mirage Plus	48-8M0151307	Elite Series
15.5"	17	3	3900-5000	39-49	48-8M0151304	Mirage Plus	48-8M0151303	Elite Series
15.75"	15	3	4600-6000	35-45	48-8M0151302	Mirage Plus	48-8M0151301	Elite Series
16"	13	3	5500+	25-38	48-8M0151300	Mirage Plus		Elite Series

Not all parts listed are available for the European, C.I.S., Africa and Middle East Markets.
For more information, please contact your local Mercury, Mariner, MerCruiser or Quicksilver Office.

MERCURY PROPELLER RIGGING CHART

Verado 225 HP - Tri / Pontoon

Engine RPM Range: 5800-6400 Gearcase Ratio: 1.85:1

Diameter	Pitch	No. of Blades	Boat Weight	Boat Speed	RH - Part Number	Description	LH - Part Number	Performance Category
13.45"	22	3	2700-3100	60-68	48-8M0151245	Enertia		Comp Series
13.63"	21	3	2800-3200	57-64	48-8M0151243	Enertia	48-8M0151242	Comp Series
13.80"	20	3	2950-3400	54-61	48-8M0151241	Enertia		Comp Series
14.00"	19	3	3100-3600	51-58	48-8M0151239	Enertia	48-8M0151238	Comp Series
14.22"	18	3	3300-3850	48-55	48-8M0151237	Enertia		Comp Series
14.45"	17	3	3500-4100	45-52	48-8M0151235	Enertia	48-8M0151234	Comp Series
14.72"	16	3	3800-4800	40-49	48-8M0151233	Enertia		Comp Series
15.00"	15	3	4100-5500	35-45	48-8M0151231	Enertia	48-8M0151230	Comp Series
15.30"	14	3	4500-6000	30-41	48-8M0151229	Enertia	48-8M0151228	Comp Series
15.6"	13	3	5000+	25-38	48-8M0151227	Enertia	48-8M0151226	Comp Series
14.62"	25	4	2200-2500	69-78	48-8M0151329	Revolution 4	48-8M0151328	Comp Series
14.62"	23	4	2500-2800	63-71	48-8M0151327	Revolution 4	48-8M0151326	Comp Series
14.62"	21	4	2800-3200	57-64	48-8M0151325	Revolution 4	48-8M0151324	Comp Series
14.62"	20	4	2950-3400	54-61	48-8M0151323	Revolution 4	48-8M0151322	Comp Series
14.62"	19	4	3100-3600	51-58	48-8M0151321	Revolution 4	48-8M0151320	Comp Series
14.62"	18	4	3400-3800	48-54	48-8M0151319	Revolution 4	48-8M0151318	Comp Series
14.62"	17	4	3500-4100	45-52	48-8M0151317	Revolution 4	48-8M0151316	Comp Series
14.62"	15	4	4100-5500	35-45	48-8M0151315	Revolution 4	48-8M0151314	Comp Series
14.50"	25	3	2200-2500	69-78	48-13706A46	Mirage Plus	N/A	Elite Series
14.63"	23	3	2500-2800	63-71	48-8M0151312	Mirage Plus	48-8M0151311	Elite Series
14.75"	21	3	2800-3200	57-64	48-8M0151310	Mirage Plus	48-8M0151309	Elite Series
15.25"	19	3	3100-3600	51-58	48-8M0151308	Mirage Plus	48-8M0151307	Elite Series
15.5"	17	3	3500-4100	45-52	48-8M0151304	Mirage Plus	48-8M0151303	Elite Series
15.75"	15	3	4100-5500	35-45	48-8M0151302	Mirage Plus	48-8M0151301	Elite Series
16.00"	13	3	4100-5500	35-45	48-8M0151300	Mirage Plus		Elite Series

Pro FourStroke 200 HP - V6 - Tri / Pontoon

Engine RPM Range: 5800 - 6400 Gearcase Ratio 1.85:1

Diameter	Pitch	No. of Blades	Boat Weight	Boat Speed	RH - Part Number	Description	Performance Category
13.8"	20	3	2750-2950	54-63	48-8M0151241	Enertia	Comp Series
14"	19	3	2800-3200	51-58	48-8M0151239	Enertia	Comp Series
14.2"	18	3	2950-3450	47-55	48-8M0151237	Enertia	Comp Series
14.5"	17	3	3100-3700	45-52	48-8M0151235	Enertia	Comp Series
14.7"	16	3	3350-4250	41-50	48-8M0151233	Enertia	Comp Series
15"	15	3	3600-4400	38-47	48-8M0151231	Enertia	Comp Series
15.3"	14	3	3900-5200	35-43	48-8M0151229	Enertia	Comp Series
15.6"	13	3	4100-5800	31-40	48-8M0151227	Enertia	Comp Series
16.0"	11	3	6000+	1-29	48-8M0151225	Enertia	Comp Series
14.0"	23	3	2200-2500	63-71	48-8M0084497	SpitFire	Elite Series
14.0"	21	3	2500-2800	57-64	48-8M0084496	SpitFire	Elite Series
14.0"	19	3	2800-3200	51-58	48-8M0084495	SpitFire	Elite Series
14.0"	17	3	2200-2500	63-71	48-8M0084494	SpitFire	Elite Series
14.0"	14	3	3900-5200	35-43	48-8M0084493	SpitFire	Elite Series
14.0"	12	3	4900-6800	26-35	48-8M0084491	SpitFire	Elite Series
14.25"	21	3	2500-2800	57-64	48-832832A45	Black Max	Sport Series
14.5"	19	3	2800-3200	51-58	48-832830A45	Black Max	Sport Series
15.0"	17	3	3100-3700	45-52	48-832828A45	Black Max	Sport Series
14.5"	19	3	2800-3200	51-58	48-832830A45	Black Max	Sport Series
15.0"	17	3	3100-3700	45-52	48-832828A45	Black Max	Sport Series
15.25"	15	3	3600-4400	38-47	48-78116A45	Black Max	Sport Series
16.00"	13	3	4100-5800	31-40	48-78114A45	Black Max	Sport Series

MERCURY PROPELLER RIGGING CHART

Verado 200 HP – 4Cyl - Tri / Pontoon

Engine RPM Range: 5800-6400 Gearcase Ratio: 1.85:1

Diameter	Pitch	No. of Blades	Boat Weight	Boat Speed	RH - Part Number	Description	LH - Part Number	Performance Category
14.00"	19	3	3300-3900	43-50	48-8M0151239	Enertia	48-8M0151238	Comp Series
14.22"	18	3	3500-4300	39-47	48-8M0151237	Enertia		Comp Series
14.45"	17	3	3800-4700	36-44	48-8M0151235	Enertia	48-8M0151234	Comp Series
14.72"	16	3	4100-5200	33-41	48-8M0151233	Enertia		Comp Series
15.00"	15	3	4400-6000	29-38	48-8M0151231	Enertia	48-8M0151230	Comp Series
15.30"	14	3	4900-6800	26-35	48-8M0151229	Enertia		Comp Series
15.60"	13	3	5400-8200	22-32	48-8M0151227	Enertia	48-8M0151226	Comp Series
16.00"	11	3	6000+	1-25	48-8M0151225	Enertia	48-8M0151224	Comp Series
15.25"	19	3	3300-3900	43-50	48-8M0084496	SpitFire		Elite Series
15.5"	17	3	3800-4700	36-44	48-8M0084494	SpitFire		Elite Series
15.75"	14	3	3600-4400	29-38	48-8M0084493	SpitFire		Elite Series
16.00"	12	3	5400-8200	22-32	48-8M0084491	SpitFire		Elite Series
15.25"	19	3	3300-3900	43-50	48-832830A45	Black Max		Sport Series
15.5"	17	3	3800-4700	36-44	48-832828A45	Black Max		Sport Series
15.25"	15	3	3600-4400	29-38	48-78116A45	Black Max		Sport Series
16.00"	13	3	5400-8200	22-32	48-78114A45	Black Max		Sport Series
16.00"	11	3	6000+	1-25	48-78112A45	Black Max		Sport Series

150 HP FourStroke - Tri / Pontoon

Engine RPM Range: 5000-5800 Gearcase Ratio: 1.92:1

Diameter	Pitch	No. of Blades	Boat Weight	Boat Speed	RH - Part Number	Description	LH - Part Number	Performance Category
13.50"	22	3	2100-2600	47-57	48-8M0151245	Enertia		Comp Series
13.62"	21	3	2200-2800	44-54	48-8M0151243	Enertia	48-8M0151242	Comp Series
13.75"	20	3	2300-3000	42-52	48-8M0151241	Enertia		Comp Series
14.00"	19	3	2500-3200	39-49	48-8M0151239	Enertia	48-8M0151238	Comp Series
14.25"	18	3	2700-3200	35-46	48-8M0151237	Enertia		Comp Series
14.50"	17	3	2900-4000	32-43	48-8M0151235	Enertia	48-8M0151234	Comp Series
14.75"	16	3	3100-4500	29-40	48-8M0151233	Enertia		Comp Series
15.00"	15	3	3400-5100	26-37	48-8M0151231	Enertia	48-8M0151230	Comp Series
15.30"	14	3	3800-6200	22-34	48-8M0151229	Enertia		Comp Series
15.60"	13	3	4500-7000	1-28	48-8M0151227	Enertia	48-8M0151226	Comp Series
16.00"	11	3	7000+	1-25	48-8M0151225	Enertia	48-8M0151224	Comp Series
14.00"	19	4	2500-3200	39-49	48-8M0084495	SpitFire		Elite Series
14.00"	17	4	2900-4000	32-43	48-8M0084494	SpitFire		Elite Series
14.00"	14	4	3800-6200	22-34	48-8M0084493	SpitFire		Elite Series
14.00"	12	4	7000+	1-25	48-8M0084491	SpitFire		Elite Series
14.50"	19	3	2500-3200	39-79	48-832830A45	Black Max		Sport Series
15.00"	17	3	2900-4000	32-43	48-832828A45	Black Max		Sport Series
15.25"	15	3	3400-5100	26-37	48-78116A45	Black Max		Sport Series
16.00"	13	3	4500-7000	1-28	48-78114A45	Black Max		Sport Series
16.00"	11	3	7000+	1-25	48-78112A45	Black Max		Sport Series

MERCURY PROPELLER RIGGING CHART

115 CT HP FourStroke - Tri / Pontoon

Engine RPM Range: 5000-6000 Gearcase Ratio: 2.38:1

Diameter	Pitch	No. of Blades	Boat Weight	Boat Speed	RH - Part Number	Description	LH - Part Number	Performance Category
13.50"	22	3	2000-2800	35-47	48-8M0151245	Enertia		Comp Series
13.80"	21	3	2100-3100	32-45	48-8M0151243	Enertia	48-8M0151242	Comp Series
13.75"	20	3	2300-3500	29-42	48-8M0151241	Enertia		Comp Series
14.00"	19	3	2400-3700	27-40	48-8M0151239	Enertia	48-8M0151238	Comp Series
14.20"	18	3	2600-4300	24-37	48-8M0151237	Enertia		Comp Series
14.50"	17	3	2800-5000	21-35	48-8M0151235	Enertia	48-8M0151234	Comp Series
14.70"	16	3	3100-5600	19-32	48-8M0151233	Enertia		Comp Series
15.00"	15	3	3500-6700	16-29	48-8M0151231	Enertia	48-8M0151230	Comp Series
15.30"	14	3	3900-7800	14-26	48-8M0151229	Enertia	48-8M0151228	Comp Series
15.60"	13	3	4300-10300	11-24	48-8M0151227	Enertia	48-8M0151226	Comp Series
16.00"	11	3	7000+	1-18	48-8M0151225	Enertia	48-8M0151224	Comp Series
14.00"	23	4	1900-2600	38-49	48-8M0084497	SpitFire		Elite Series
14.00"	21	4	2100-3100	32-45	48-8M0084496	SpitFire		Elite Series
14.00"	19	4	2400-3700	27-40	48-8M0084495	SpitFire		Elite Series
14.00"	17	4	2800-5000	21-35	48-8M0084494	SpitFire		Elite Series
14.00"	14	4	3900-7800	14-26	48-8M0084493	SpitFire		Elite Series
14.00"	12	4	7000+	1-24	48-8M0084491	SpitFire		Elite Series
14.50"	19	3	2400-3700	27-40	48-832830A45	Black Max		Sport Series
15.00"	17	3	2800-5000	21-35	48-832828A45	Black Max		Sport Series
15.25"	15	3	3500-6700	16-29	48-78116A45	Black Max		Sport Series
16.00"	13	3	4300-10300	11-24	48-78114A45	Black Max		Sport Series
16.00"	12	3	5000+	9-21	48-16436A45	Black Max		Sport Series
16.00"	11	3	7000+	1-18	48-78112A45	Black Max		Sport Series

115 STD HP FourStroke - Tri / Pontoon

Engine RPM Range: 5000-6000 Gearcase Ratio: 2.07:1

Diameter	Pitch	No. of Blades	Boat Weight	Boat Speed	RH - Part Number	Description	Performance Category
12.7"	21	4	1800-2400	40-52	48-8M0151364	SpitFire X7	Elite Series
12.7"	19	4	2000-2900	34-47	48-8M0151363	SpitFire X7	Elite Series
13.0"	17	4	2300-3600	28-41	48-8M0151362	SpitFire X7	Elite Series
13.5"	15	4	2800-4700	22-35	48-8M0151361	SpitFire X7	Elite Series
14.0"	13	4	3500-6700	16-29	48-8M0151360	SpitFire X7	Elite Series
13"	18	3	2200-3200	31-44	48-8M0151402	Vengeance	Sport Series
13.13"	16	3	2500-4100	25-38	48-8M0151401	Vengeance	Sport Series
13.25"	15	3	2800-4700	22-35	48-8M0151400	Vengeance	Sport Series
13.38"	14	3	3100-5600	19-32	48-8M0151399	Vengeance	Sport Series
14"	12	3	3900-8500	13-26	48-8M0151398	Vengeance	Sport Series
12.8"	19	4	2000-2900	34-47	48-8M8026600	SpitFire	Elite Series
12.8"	17	4	2300-3600	28-41	48-8M8026590	SpitFire	Elite Series
12.8"	15	4	2800-4700	22-35	48-8M8026580	SpitFire	Elite Series
13.8"	13	4	3500-6700	16-29	48-8M8026570	SpitFire	Elite Series
13.8"	11	4	4500-11500	10-23	48-8M8026560	SpitFire	Elite Series
12.5"	23	3	1600-2100	45-57	48-77350A45	Black Max	Sport Series
12.75"	21	3	1800-2400	40-52	48-77348A45	Black Max	Sport Series
13"	19	3	2000-2900	34-47	48-77346A45	Black Max	Sport Series
13.25"	17	3	2300-3600	28-41	48-77344A45	Black Max	Sport Series
13.25"	16	3	2500-4100	25-38	48-854360A45	Black Max	Sport Series
13.75"	15	3	2800-4700	22-35	48-77342A45	Black Max	Sport Series
13.88"	14	3	3100-5600	19-32	48-854352A45	Black Max	Sport Series
14"	13	3	3500-6700	16-29	48-77340A45	Black Max	Sport Series
14"	11	3	4700+	1-23	48-77338A45	Black Max	Sport Series

MERCURY PROPELLER RIGGING CHART

90 CT HP FourStroke - Tri / Pontoon

Engine RPM Range: 5000-6000 Gearcase Ratio: 2.38:1

Diameter	Pitch	No. of Blades	Boat Weight	Boat Speed	RH - Part Number	Description	Performance Category
14.62"	23	3	1500-1900	38-49	48-8M0151384	Tempest Plus	Elite Series
14.62"	22	3	1600-2200	35-47	48-8M0151383	Tempest Plus	Elite Series
14.62"	21	3	1600-2400	32-45	48-8M0151382	Tempest Plus	Elite Series
14.62"	19	3	1900-2900	27-40	48-8M0151381	Tempest Plus	Elite Series
14.62"	17	3	2200-3900	21-35	48-8M0151380	Tempest Plus	Elite Series
13.75"	21	3	1600-2400	32-45	48-8M0151408	Vengeance	Sport Series
14.00"	19	3	1900-2900	27-40	48-8M0151407	Vengeance	Sport Series
14.50"	17	3	2200-3900	21-35	48-8M0151405	Vengeance	Sport Series
14.00"	23	4	1500-1900	38-49	48-8M0084497	SpitFire	Elite Series
14.00"	21	4	1600-2400	32-45	48-8M0084496	SpitFire	Elite Series
14.00"	19	4	1900-2900	27-40	48-8M0084495	SpitFire	Elite Series
14.00"	17	4	2200-3900	21-35	48-8M0084494	SpitFire	Elite Series
14.00"	23	3	1500-1900	38-49	48-832834A45	Black Max	Sport Series
14.25"	21	3	1600-2400	32-45	48-832832A45	Black Max	Sport Series
14.50"	19	3	1900-2900	27-40	48-832830A45	Black Max	Sport Series
15.00"	17	3	2200-3900	21-35	48-832828A45	Black Max	Sport Series
15.25"	15	3	2700-5300	16-29	48-78116A45	Black Max	Sport Series

90 STD HP FourStroke - Tri / Pontoon

Engine RPM Range: 5000-6000 Gearcase Ratio: 2.07:1

Diameter	Pitch	No. of Blades	Boat Weight	Boat Speed	RH - Part Number	Description	Performance Category
12.7"	21	4	1400-1900	40-52	48-8M0151364	SpitFire X7	Elite Series
12.7"	19	4	1600-2300	34-47	48-8M0151363	SpitFire X7	Elite Series
13.0"	17	4	1800-2800	28-41	48-8M0151362	SpitFire X7	Elite Series
13.5"	15	4	2200-3700	22-35	48-8M0151361	SpitFire X7	Elite Series
14.00"	13	4	2700-5300	16-29	48-8M0151360	SpitFire X7	Elite Series
13"	18	3	1700-2500	31-44	48-8M0151402	Vengeance	Sport Series
13.13"	16	3	2000-3200	25-38	48-8M0151401	Vengeance	Sport Series
13.25"	15	3	2200-3700	22-35	48-8M0151400	Vengeance	Sport Series
13.38"	14	3	2400-4400	19-32	48-8M0151399	Vengeance	Sport Series
14"	12	3	2700-5300	13-26	48-8M0151398	Vengeance	Sport Series
12.8"	19	4	1600-2300	34-47	48-8M8026600	SpitFire	Elite Series
12.8"	17	4	1800-2800	28-41	48-8M8026590	SpitFire	Elite Series
12.8"	15	4	2200-3700	22-35	48-8M8026580	SpitFire	Elite Series
13.8"	13	4	2700-5300	16-29	48-8M8026570	SpitFire	Elite Series
13.8"	11	4	4000+	10-23	48-8M8026560	SpitFire	Elite Series
12.5"	23	3	1300-1600	45-57	48-77350A45	Black Max	Sport Series
12.75"	21	3	1400-1900	40-52	48-77348A45	Black Max	Sport Series
13"	19	3	1600-2300	34-47	48-77346A45	Black Max	Sport Series
13.25"	17	3	1800-2800	28-41	48-77344A45	Black Max	Sport Series
13.25"	16	3	2000-3200	25-38	48-854360A45	Black Max	Sport Series
13.75"	15	3	2200-3700	22-35	48-77342A45	Black Max	Sport Series
13.88"	14	3	2400-4400	19-32	48-854352A45	Black Max	Sport Series
14"	13	3	2700-5300	16-29	48-77340A45	Black Max	Sport Series
14"	11	3	4000+	1-22	48-77338A45	Black Max	Sport Series

MERCURY PROPELLER RIGGING CHART

75 STD HP FourStroke - Tri / Pontoon

Engine RPM Range: 5000-6000 Gearcase Ratio: 2.07:1

Diameter	Pitch	No. of Blades	Boat Weight	Boat Speed	RH - Part Number	Description	Performance Category
12.7"	21	4	1300-1900	34-47	48-8M0151364	SpitFire X7	Elite Series
12.7"	19	4	1500-2300	29-42	48-8M0151363	SpitFire X7	Elite Series
13.0"	17	4	1700-2900	23-37	48-8M0151362	SpitFire X7	Elite Series
13.5"	15	4	2100-3900	18-31	48-8M0151361	SpitFire X7	Elite Series
14.0"	13	4	2500-6100	12-26	48-8M0151360	SpitFire X7	Elite Series
13"	18	3	1600-2500	26-40	48-8M0151402	Vengeance	Sport Series
13.13"	16	3	1900-3400	20-34	48-8M0151401	Vengeance	Sport Series
13.25"	15	3	2100-3900	18-31	48-8M0151400	Vengeance	Sport Series
13.38"	14	3	2300-4700	15-28	48-8M0151399	Vengeance	Sport Series
14"	12	3	2900-7500	10-23	48-8M0151398	Vengeance	Sport Series
12.8"	19	4	1500-2300	29-42	48-8M8026600	SpitFire	Elite Series
12.8"	17	4	1700-2900	23-37	48-8M8026590	SpitFire	Elite Series
12.8"	15	4	2100-3900	18-31	48-8M8026580	SpitFire	Elite Series
13.75"	13	4	2500-6100	12-26	48-8M8026570	SpitFire	Elite Series
13.75"	11	4	3800+	1-20	48-8M8026560	SpitFire	Elite Series
13.75"	10	4	4200+	1-18	48-8M8026555	SpitFire	Elite Series
12.5"	23	3	1200-1600	39-52	48-77350A45	Black Max	Sport Series
12.75"	21	3	1300-1900	34-47	48-77348A45	Black Max	Sport Series
13"	19	3	1500-2300	29-42	48-77346A45	Black Max	Sport Series
13.25"	17	3	1700-2900	23-37	48-77344A45	Black Max	Sport Series
13.25"	16	3	1900-3400	20-34	48-854360A45	Black Max	Sport Series
13.75"	15	3	2100-3900	18-31	48-77342A45	Black Max	Sport Series
13.88"	14	3	2300-4700	15-28	48-854352A45	Black Max	Sport Series
14.00"	13	3	2500-6100	12-26	48-77340A45	Black Max	Sport Series
14.00"	11	3	3800+	1-20	48-77338A45	Black Max	Sport Series
14.00"	10	3	4200+	1-18	48-854342A45	Black Max	Sport Series

60 CT HP FourStroke - Tri / Pontoon

Engine RPM Range: 5500-6000 Gearcase Ratio: 2.33:1

Diameter	Pitch	No of Blades	Boat Weight	Boat Speed	RH Part Number	Propeller Name	Performance Series
13.0"	17	4	1400-1800	34-38	48-8M0151362	SpitFire X7	Elite Series
13.5"	15	4	1700-2300	28-34	48-8M0151361	SpitFire X7	Elite Series
14.0"	13	4	2000-3300	23-30	48-8M0151360	SpitFire X7	Elite Series
12.8"	17	4	1400-1800	34-38	48-8M8026590	SpitFire	Elite Series
12.8"	15	4	1700-2300	28-34	48-8M8026580	SpitFire	Elite Series
13.8"	13	4	2000-3300	23-30	48-8M8026570	SpitFire	Elite Series
13.8"	11	4	2700-5400	18-25	48-8M8026560	SpitFire	Elite Series
13.25"	17	3	1400-1800	34-38	48-77344A45	Black Max	Sport Series
13.25"	16	3	1500-2000	30-36	48-854360A45	Black Max	Sport Series
13.75"	15	3	1700-2300	28-34	48-77342A45	Black Max	Sport Series
13.88"	14	3	1800-2700	26-32	48-854352A45	Black Max	Sport Series
14"	13	3	2000-3300	23-30	48-77340A45	Black Max	Sport Series
14"	11	3	2700-5400	18-25	48-77338A45	Black Max	Sport Series
14"	10	3	3500+	1-18	48-854342A45	Black Max	Sport Series
14"	9	3	4000+	1-15	48-854340A45	Black Max	Sport Series

MERCURY PROPELLER RIGGING CHART

60 STD HP FourStroke - Tri / Pontoon

Engine RPM Range: 5500-6000 Gearcase ratio: 2.33:1

Diameter	Pitch	No. of Blades	Boat Weight	Boat Speed	RH - Part Number	Description	Performance Category
10.25	15	3	1200-1600	15-33	48-855862A46	Vengeance	Sport Series
10.4	14	3	1300-1700	16-30	48-855860A46	Vengeance	Sport Series
10.5	13	3	1500-2000	17-26	48-855858A46	Vengeance	Sport Series
11.0	12	3	1700-2500	19-22	48-855856A46	Vengeance	Sport Series
11.6	11	3	2000-3100	18-21	48-823478A46	Vengeance	Sport Series
10.1	15	4	1200-1600	15-33	48-8M8026640	SpitFire	Elite Series
10.1	14	4	1300-1700	16-30	48-8M8026635	SpitFire	Elite Series
10.3	13	4	1500-2000	17-26	48-8M8026630	SpitFire	Elite Series
10.6	12	4	1700-2500	19-22	48-8M8026625	SpitFire	Elite Series
10	17	3	1000-1300	13-40	48-73144A45	Black Max	Sport Series
10	16	3	1100-1400	14-37	48-73142A45	Black Max	Sport Series
10.1	15	3	1200-1600	15-33	48-73140A45	Black Max	Sport Series
10.25	14	3	1300-1700	16-30	48-73138A45	Black Max	Sport Series
10.4	13	3	1500-2000	17-26	48-73136A45	Black Max	Sport Series
10.7	12	3	1700-2500	19-22	48-73134A45	Black Max	Sport Series
10.9	11	3	2000-3100	18-21	48-85632A45	Black Max	Sport Series
11.25	10	3	2100-3500	16-22	48-73132A45	Black Max	Sport Series

50 CT HP FourStroke - Tri / Pontoon

Engine RPM Range: 5500-6000 Gearcase Ratio: 2.33:1

Diameter	Pitch	No of Blades	Boat Weight	Boat Speed	RH Part Number	Propeller Name	Performance Series
13.5"	15	4	1400-2000	28-34	48-8M0151361	SpitFire X7	Elite Series
14.0"	13	4	1700-2700	23-30	48-8M0151360	SpitFire X7	Elite Series
13.1"	16	3	1400-2000	28-34	48-8M0151401	Vengeance	Sport Series
13.4"	14	3	1500-2300	26-32	48-8M0151399	Vengeance	Sport Series
14.0"	12	3	2000-4000	1-23	48-8M0151398	Vengeance	Sport Series
14.0"	10	3	3000-5000	1-18	48-8M0151397	Vengeance	Sport Series
12.8"	15	4	1400-2000	28-34	48-8M8026580	SpitFire	Elite Series
13.8"	13	4	1700-2700	23-30	48-8M8026570	SpitFire	Elite Series
13.8"	11	4	2300-4500	18-25	48-8M8026560	SpitFire	Elite Series
14.0"	10	4	3000-5000	1-18	48-8M8026555	SpitFire	Elite Series
13.25"	16	3	1300-1700	30-36	48-854360A45	Black Max	Sport Series
13.75"	15	3	1400-2000	28-34	48-77342A45	Black Max	Sport Series
13.88"	14	3	1500-2300	26-32	48-854352A45	Black Max	Sport Series
14.0"	13	3	1700-2700	23-30	48-77340A45	Black Max	Sport Series
14.0"	11	3	2300-4500	18-25	48-77338A45	Black Max	Sport Series
14.0"	10	3	3000-5000	1-18	48-854342A45	Black Max	Sport Series
14.0"	9	3	4000+	1+	48-854340A45	Black Max	Sport Series

50 STD HP FourStroke - Tri / Pontoon

Engine RPM Range: 5500-6000 Gearcase Ratio: 1.83:1

Diameter	Pitch	No. of Blades	Boat Weight	Boat Speed	RH - Part Number	Description	Performance Category
10.25	15	3	1000-1300	33-41	48-855862A46	Vengeance	Sport Series
10.4	14	3	1100-1400	30-38	48-855860A46	Vengeance	Sport Series
10.5	13	3	1300-1700	26-34	48-855858A46	Vengeance	Sport Series
11	12	3	1400-2100	22-31	48-855856A46	Vengeance	Sport Series
11.6	11	3	1600-2600	18-27	48-823478A46	Vengeance	Sport Series
10.1	15	4	1000-1300	33-41	48-8M8026640	SpitFire	Elite Series
10.1	14	4	1100-1400	30-38	48-8M8026635	SpitFire	Elite Series
10.3	13	4	1300-1700	26-34	48-8M8026630	SpitFire	Elite Series
10.6	12	4	1400-2100	22-31	48-8M8026625	SpitFire	Elite Series

Not all parts listed are available for the European, C.I.S., Africa and Middle East Markets.
For more information, please contact your local Mercury, Mariner, MerCruiser or Quicksilver Office.

MERCURY PROPELLER RIGGING CHART

Diameter	Pitch	No. of Blades	Boat Weight	Boat Speed	RH - Part Number	Description	Performance Category
10	17	3	900-1000	40-47	48-73144A45	Black Max	Sport Series
10	16	3	900-1100	37-44	48-73142A45	Black Max	Sport Series
10.1	15	3	1000-1300	33-41	48-73140A45	Black Max	Sport Series
10.25	14	3	1100-1400	30-38	48-73138A45	Black Max	Sport Series
10.4	13	3	1300-1700	26-34	48-73136A45	Black Max	Sport Series
10.6	12	3	1400-2100	22-31	48-73134A45	Black Max	Sport Series
10.8	11	3	1600-2600	18-27	48-85632A45	Black Max	Sport Series
12	10.5	3	1800-2900	16-25	48-42740A45	Black Max	Sport Series
11.25	10	3	1900-3400	14-24	48-73132A45	Black Max	Sport Series
12.25	9	3	2300-4500	11-20	48-87818A45	Black Max	Sport Series
12.5	8	3	2900-7400	7-16	48-42738A45	Black Max	Sport Series

40 CT HP FourStroke – Tri / Pontoon

Engine RPM Range: 5500-6000 Gearcase Ratio: 2.33:1

Diameter	Pitch	No of Blades	Boat Weight	Boat Speed	RH Part Number	Propeller Name	Performance Series
13.5"	15	4	1100-1600	28-34	48-8M0151361	SpitFire X7	Elite Series
14.0"	13	4	1400-2200	23-30	48-8M0151360	SpitFire X7	Elite Series
13.4"	14	3	1200-1800	26-32	48-8M0151399	Vengeance	Sport Series
14.0"	12	3	1600-2800	20-27	48-8M0151398	Vengeance	Sport Series
14.0"	10	3	2000+	1-18	48-8M0151397	Vengeance	Sport Series
12.8"	15	4	1100-1600	28-34	48-8M8026580	SpitFire	Elite Series
13.8"	13	4	1400-2200	23-30	48-8M8026570	SpitFire	Elite Series
13.8"	11	4	1800-3600	18-25	48-8M8026560	SpitFire	Elite Series
14.0"	10	4	2000+	1-18	48-8M8026555	SpitFire	Elite Series
13.75"	15	3	1100-1600	28-34	48-77342A45	Black Max	Sport Series
13.88"	14	3	1200-1800	26-32	48-854352A45	Black Max	Sport Series
14.0"	13	3	1400-2200	23-30	48-77340A45	Black Max	Sport Series
14.0"	11	3	1800-3600	18-25	48-77338A45	Black Max	Sport Series
14.0"	10	3	2000+	1-18	48-854342A45	Black Max	Sport Series
14.0"	9	3	3000+	1+	48-854340A45	Black Max	Sport Series

40 STD HP FourStroke – Tri / Pontoon

Engine RPM Range: 5500-6000 Gearcase Ratio: 2.00:1

Diameter	Pitch	No. of Blades	Boat Weight	Boat Speed	RH - Part Number	Description	Performance Category
10.25	15	3	900-1200	29-37	48-855862A46	Vengeance	Sport Series
10.4	14	3	1000-1400	25-34	48-855860A46	Vengeance	Sport Series
10.5	13	3	1200-1600	22-30	48-855858A46	Vengeance	Sport Series
11	12	3	1300-2100	18-27	48-855856A46	Vengeance	Sport Series
11.6	11	3	1500-2500	15-24	48-823478A46	Vengeance	Sport Series
10.1	15	4	900-1200	29-37	48-8M8026640	SpitFire	Elite Series
10.1	14	4	1000-1400	25-34	48-8M8026635	SpitFire	Elite Series
10.3	13	4	1200-1600	22-30	48-8M8026630	SpitFire	Elite Series
10.6	12	4	1300-2100	18-27	48-8M8026625	SpitFire	Elite Series
10	17	3	800-1000	35-43	48-73144A45	Black Max	Sport Series
10	16	3	800-1100	32-40	48-73142A45	Black Max	Sport Series
10.1	15	3	900-1200	29-37	48-73140A45	Black Max	Sport Series
10.25	14	3	1000-1400	25-34	48-73138A45	Black Max	Sport Series
10.4	13	3	1200-1600	22-30	48-73136A45	Black Max	Sport Series
10.6	12	3	1300-2100	18-27	48-73134A45	Black Max	Sport Series
10.8	11	3	1500-2500	15-24	48-85632A45	Black Max	Sport Series
12	10.5	3	1600-3000	13-22	48-42740A45	Black Max	Sport Series
11.25	10	3	1800-3600	11-20	48-73132A45	Black Max	Sport Series
12.25	9	3	2200-5100	8-17	48-87818A45	Black Max	Sport Series

MERCURY PROPELLER RIGGING CHART

Diameter	Pitch	No. of Blades	Boat Weight	Boat Speed	RH - Part Number	Description	Performance Category
12.5	8	3	2700-8700	5-14	48-42738A45	Black Max	Sport Series

BASS: 115 - 250 HP

250 Pro XS - 2 Stroke - Bass

Engine RPM Range: 5500-6000 Gearcase Ratio: 1.75:1

Diameter	Pitch	No of Blades	Boat Weight	Boat Speed	RH Part Number	Propeller Name	Performance Category
14.00"	27	3	Up to 2600	75-83	48-8M0151275	Fury	Comp
14.00"	26	3	Up to 2700	71-79	48-8M0125098	Fury with FT SSR HD	Comp
14.00"	25	3	2400-2900	64-75	48-8M0125097	Fury with FT SSR HD	Comp
14.00"	24	3	2500-3000	62-75	48-8M0125096	Fury with FT SSR HD	Comp
14.00"	23	3	2600-3100	60-68	48-8M0125095	Fury with FT SSR HD	Comp
14.50"	26	4	Up to 2700	71-79	48-8M0125102	Fury 4 with FT SSR HD	Comp
14.50"	25	4	2400-2900	64-75	48-8M0125101	Fury 4 with FT SSR HD	Comp
14.50"	24	4	2500-3000	62-72	48-8M0125100	Fury 4 with FT SSR HD	Comp
14.62"	27	3	Up to 2600	75-83	48-8M0151388	Tempest	Elite
14.62"	26	3	Up to 2700	71-79	48-8M0151387	Tempest	Elite
14.62"	25	3	Up to 2800	67-75	48-8M0151386	Tempest	Elite
14.62"	24	3	2700-3000	65-72	48-8M0151385	Tempest	Elite
14.62"	23	3	2900-3200	62-68	48-8M0151384	Tempest	Elite

225 Pro XS - 2 Stroke - Bass

Engine RPM Range: 5500-6000 Gearcase Ratio: 1.75:1

Diameter	Pitch	No of Blades	Boat Weight	Boat Speed	RH Part Number	Propeller Name	Performance Category
14.00"	27	3	Up to 2600	67-80	48-8M0151275	Fury	Comp
14.00"	26	3	Up to 2700	65-77	48-8M0125098	Fury with FT SSR HD	Comp
14.00"	25	3	2400-2900	62-73	48-8M0125097	Fury with FT SSR HD	Comp
14.00"	24	3	2500-3000	60-73	48-8M0125096	Fury with FT SSR HD	Comp
14.00"	23	3	2600-3100	58-68	48-8M0125095	Fury with FT SSR HD	Comp
14.50"	26	4	Up to 2700	65-77	48-8M0125102	Fury 4 with FT SSR HD	Comp
14.50"	25	4	2400-2900	62-73	48-8M0125101	Fury 4 with FT SSR HD	Comp
14.50"	24	4	2500-3000	60-70	48-8M0125100	Fury 4 with FT SSR HD	Comp
14.62"	27	3	Up to 2600	67-80	48-8M0151388	Tempest	Elite
14.62"	26	3	Up to 2700	65-77	48-8M0151387	Tempest	Elite
14.62"	25	3	2400-2900	62-73	48-8M0151386	Tempest	Elite
14.62"	24	3	2500-3000	60-70	48-8M0151385	Tempest	Elite
14.62"	23	3	2600-3200	57-67	48-8M0151384	Tempest	Elite

200 Pro XS - 2 Stroke - Bass

Engine RPM Range: 5250-5750 Gearcase Ratio: 1.75:1

Diameter	Pitch	No of Blades	Boat Weight	Boat Speed	RH Part Number	Propeller Name	Performance Category
14.00"	27	3	Up to 2200	70-78	48-8M0151275	Fury	Comp
14.00"	26	3	2100-2300	67-75	48-8M0151274	Fury	Comp
14.00"	25	3	2200-2500	64-72	48-8M0151273	Fury	Comp
14.00"	24	3	2300-2600	62-68	48-8M0151272	Fury	Comp
14.00"	23	3	2400-2700	59-65	48-8M0151271	Fury	Comp
14.50"	26	4	2100-2300	67-75	48-8M0151281	Fury 4	Comp
14.50"	25	4	2200-2500	64-72	48-8M0151280	Fury 4	Comp
14.50"	24	4	2300-2600	62-68	48-8M0151279	Fury 4	Comp
14.62"	27	3	Up to 2200	70-78	48-8M0151388	Tempest	Elite

Not all parts listed are available for the European, C.I.S., Africa and Middle East Markets.
For more information, please contact your local Mercury, Mariner, MerCruiser or Quicksilver Office.

MERCURY PROPELLER RIGGING CHART

Diameter	Pitch	No. of Blades	Boat Weight	Boat Speed	RH Part Number	Propeller Name	Performance Category
14.62"	26	3	2100-2300	67-75	48-8M0151387	Tempest	Elite
14.62"	25	3	2200-2500	64-72	48-8M0151386	Tempest	Elite
14.62"	24	3	2300-2600	62-68	48-8M0151385	Tempest	Elite
14.62"	23	3	2400-2700	59-65	48-8M0151384	Tempest	Elite
14.62"	22	3	2600-2900	56-62	48-8M0151383	Tempest	Elite

175 Pro XS - 2 Stroke - Bass

Engine RPM Range: 5500-6000 Gearcase Ratio: 1.87:1

Diameter	Pitch	No. of Blades	Boat Weight	Boat Speed	RH Part Number	Propeller Name	Performance Category
14.00"	27	3	Up to 2000	68-76	48-8M0151275	Fury	Comp
14.00"	26	3	1900-2100	66-73	48-8M0151274	Fury	Comp
14.00"	25	3	1900-2200	63-70	48-8M0151273	Fury	Comp
14.00"	24	3	2000-2300	60-67	48-8M0151272	Fury	Comp
14.00"	23	3	2100-2400	55-62	48-8M0151271	Fury	Comp
14.50"	26	4	1900-2100	66-73	48-8M0151281	Fury 4	Comp
14.50"	25	4	1900-2200	63-70	48-8M0151280	Fury 4	Comp
14.50"	24	4	2000-2300	60-67	48-8M0151279	Fury 4	Comp
14.62"	27	3	Up to 2000	68-76	48-8M0151388	Tempest	Elite
14.62"	26	3	1900-2100	66-73	48-8M0151387	Tempest	Elite
14.62"	25	3	1900-2200	63-70	48-8M0151386	Tempest	Elite
14.62"	24	3	2000-2300	60-67	48-8M0151385	Tempest	Elite
14.62"	23	3	2200-2400	58-64	48-8M0151384	Tempest	Elite
14.62"	22	3	2300-2600	55-61	48-8M0151383	Tempest	Elite

150 HP FourStroke - Bass

Engine RPM Range: 5000-5800 Gearcase Ratio: 1.92:1

Diameter	Pitch	No. of Blades	Boat Weight	Boat Speed	RH - Part Number	Description	Performance Category
14.00"	25	3	1800-2200	55-65	48-8M0151273	Fury	Comp Series
14.00"	24	3	1900-2300	53-62	48-8M0151272	Fury	Comp Series
14.00"	23	3	2100-2500	50-60	48-8M0151271	Fury	Comp Series
14.5"	25	4	1800-2200	55-65	48-8M0151280	Fury 4	Comp Series
14.5"	24	4	1900-2300	53-62	48-8M0151279	Fury 4	Comp Series
14.62"	25	3	1800-2200	55-65	48-8M0151386	Tempest Plus	Elite Series
14.62"	24	3	1900-2300	53-62	48-8M0151385	Tempest Plus	Elite Series
14.62"	23	3	2000-2400	50-60	48-8M0151384	Tempest Plus	Elite Series
14.62"	22	3	2100-2600	47-57	48-8M0151383	Tempest Plus	Elite Series
14.62"	21	3	2200-2800	44-54	48-8M0151382	Tempest Plus	Elite Series
14.62"	19	3	2500-3200	39-49	48-8M0151381	Tempest Plus	Elite Series
14.62"	17	3	2900-4000	32-43	48-8M0151380	Tempest Plus	Elite Series

115 CT Pro XS FourStroke - Bass

Engine RPM Range: 5300-6300 Gearcase Ratio: 2.38:1

Diameter	Pitch	No. of Blades	Boat Weight	Boat Speed	RH - Part Number	Description	Performance Category
14.0"	25	3	1700-2100	46-57	48-8M0151273	Fury	Comp Series
14.0"	24	3	1800-2300	43-55	48-8M0151272	Fury	Comp Series
14.0"	23	3	1900-2500	40-53	48-8M0151271	Fury	Comp Series
14.5"	25	4	1700-2100	46-57	48-8M0151280	Fury 4	Comp Series
14.5"	24	4	1800-2300	43-55	48-8M0151279	Fury 4	Comp Series
14.62"	25	3	1700-2100	46-57	48-8M0151386	Tempest Plus	Elite Series
14.62"	24	3	1800-2300	43-55	48-8M0151385	Tempest Plus	Elite Series
14.62"	23	3	1900-2400	41-52	48-8M0151384	Tempest Plus	Elite Series
14.62"	22	3	2000-2700	38-50	48-8M0151383	Tempest Plus	Elite Series

MERCURY PROPELLER RIGGING CHART

Diameter	Pitch	No. of Blades	Boat Weight	Boat Speed	RH - Part Number	Description	Performance Category
14.62"	21	3	2100-2900	35-47	48-8M0151382	Tempest Plus	Elite Series
14.62"	19	3	2400-3500	30-42	48-8M0151381	Tempest Plus	Elite Series
14.62"	17	3	2700-4500	24-37	48-8M0151380	Tempest Plus	Elite Series
14.00"	23	4	1900-2400	41-52	48-8M0084497	SpitFire	Elite Series
14.00"	21	4	2100-2900	35-47	48-8M0084496	SpitFire	Elite Series
14.00"	19	4	2400-3500	30-42	48-8M0084495	SpitFire	Elite Series
14.00"	17	4	2700-4500	24-37	48-8M0084494	SpitFire	Elite Series
14.50"	23	3	1900-2400	41-52	48-832834A45	Black Max	Sport Series
15.00"	21	3	2100-2900	35-47	48-832832A45	Black Max	Sport Series
14.50"	19	3	2400-3500	30-42	48-832830A45	Black Max	Sport Series
15.00"	17	3	2700-4500	24-37	48-832828A45	Black Max	Sport Series

115 STD Pro XS FourStroke - Bass

Engine RPM Range: 5300-6300 Gearcase Ratio: 2.07:1

Diameter	Pitch	No. of Blades	Boat Weight	Boat Speed	RH - Part Number	Description	Performance Category
12.7"	21	4	1800-2300	43-55	48-8M0151364	SpitFire X7	Elite Series
12.7"	19	4	2000-2700	38-49	48-8M0151363	SpitFire X7	Elite Series
13.0"	17	4	2300-3300	31-44	48-8M0151362	SpitFire X7	Elite Series
13.5"	15	4	2700-4300	25-37	48-8M0151361	SpitFire X7	Elite Series
13"	18	3	2100-2900	35-46	48-8M0151402	Vengeance	Sport Series
13.13"	16	3	2400-3800	28-41	48-8M0151401	Vengeance	Sport Series
13.25"	15	3	2700-4300	25-37	48-8M0151400	Vengeance	Sport Series
12.8"	19	4	2000-2700	38-49	48-8M8026600	SpitFire	Elite Series
12.8"	17	4	2300-3300	31-44	48-8M8026590	SpitFire	Elite Series
12.8"	15	4	2700-4300	25-37	48-8M8026580	SpitFire	Elite Series
12.5"	23	3	1600-2000	49-60	48-77350A45	Black Max	Sport Series
12.75"	21	3	1800-2300	43-55	48-77348A45	Black Max	Sport Series
13"	19	3	2000-2700	38-49	48-77346A45	Black Max	Sport Series
13.25"	17	3	2300-3300	31-44	48-77344A45	Black Max	Sport Series
13.25"	16	3	2400-3800	28-41	48-854360A45	Black Max	Sport Series

115 CT HP FourStroke - Bass

Engine RPM Range: 5000-6000 Gearcase Ratio: 2.38:1

Diameter	Pitch	No. of Blades	Boat Weight	Boat Speed	RH - Part Number	Description	Performance Category
14.0"	24	3	1600-2300	38-49	48-8M0151272	Fury	Comp Series
14.0"	23	3	1900-2600	36-45	48-8M0151271	Fury	Comp Series
14.5"	24	4	1600-2300	38-49	48-8M0151279	Fury 4	Comp Series
14.62"	24	3	1600-2300	38-49	48-8M0151385	Tempest Plus	Elite Series
14.62"	23	3	1900-2600	38-49	48-8M0151384	Tempest Plus	Elite Series
14.62"	22	3	2000-2800	35-47	48-8M0151383	Tempest Plus	Elite Series
14.62"	21	3	2100-3100	32-45	48-8M0151382	Tempest Plus	Elite Series
14.62"	19	3	2400-3700	27-40	48-8M0151381	Tempest Plus	Elite Series
14.62"	17	3	2800-5000	21-35	48-8M0151380	Tempest Plus	Elite Series
14.00"	23	4	1900-2600	38-49	48-8M0084497	SpitFire	Elite Series
14.00"	21	4	2100-3100	32-45	48-8M0084496	SpitFire	Elite Series
14.00"	19	4	2400-3700	27-40	48-8M0084495	SpitFire	Elite Series
14.00"	17	4	2800-5000	21-35	48-8M0084494	SpitFire	Elite Series
14.50"	23	3	1900-2600	27-40	48-832834A45	Black Max	Sport Series
15.00"	21	3	2100-3100	21-35	48-832832A45	Black Max	Sport Series
14.50"	19	3	2400-3700	27-40	48-832830A45	Black Max	Sport Series
15.00"	17	3	2800-5000	21-35	48-832828A45	Black Max	Sport Series

Not all parts listed are available for the European, C.I.S., Africa and Middle East Markets.
For more information, please contact your local Mercury, Mariner, MerCruiser or Quicksilver Office.

MERCURY PROPELLER RIGGING CHART

115 STD HP FourStroke - Bass

Engine RPM Range: 5000-6000 Gearcase Ratio: 2.07:1

Diameter	Pitch	No. of Blades	Boat Weight	Boat Speed	RH - Part Number	Description	Performance Category
12.7"	21	4	1800-2400	40-52	48-8M0151364	SpitFire X7	Elite Series
12.7"	19	4	2000-2900	34-47	48-8M0151363	SpitFire X7	Elite Series
13.0"	17	4	2300-3600	28-41	48-8M0151362	SpitFire X7	Elite Series
13.5"	15	4	2800-4700	22-35	48-8M0151361	SpitFire X7	Elite Series
13"	18	3	2200-3200	31-44	48-8M0151402	Vengeance	Sport Series
13.13"	16	3	2500-4100	25-38	48-8M0151401	Vengeance	Sport Series
13.25"	15	3	2800-4700	22-35	48-8M0151400	Vengeance	Sport Series
12.8"	19	4	2000-2900	34-47	48-8M8026600	SpitFire	Elite Series
12.8"	17	4	2300-3600	28-41	48-8M8026590	SpitFire	Elite Series
12.8"	15	4	2800-4700	22-35	48-8M8026580	SpitFire	Elite Series
12.5"	23	3	1600-2100	45-57	48-77350A45	Black Max	Sport Series
12.75"	21	3	1800-2400	40-52	48-77348A45	Black Max	Sport Series
13"	19	3	2000-2900	34-47	48-77346A45	Black Max	Sport Series
13.25"	17	3	2300-3600	28-41	48-77344A45	Black Max	Sport Series
13.25"	16	3	2500-4100	25-38	48-854360A45	Black Max	Sport Series

OFFSHORE / BAY / FLATS CENTER CONSOLE: 40 - 350 HP

Verado 350 HP - Offshore / Bay / Flats Center Console (Single and Twin)

Engine RPM Range: 5800 - 6400 Gearcase Ratio 1.75:1

No. of Engine	Diameter	Pitch	No. of Blades	Boat Weight	Boat Speed	RH Part Number	Description	LH Part Number	Performance Category
Single	16.00"	23	3	3700-4200	65-74	48-8M0127053	Enerzia ECO w/ FLO-TORQ SSR HD	48-8M0127052	Comp Series
Single	16.00"	22	3	3700-4200	62-71	48-8M0127051	Enerzia ECO w/ FLO-TORQ SSR HD	48-8M0127050	Comp Series
Single	16.00"	21	3	4200-4700	59-66	48-8M0127049	Enerzia ECO w/ FLO-TORQ SSR HD	48-8M0127048	Comp Series
Single	16.00"	20	3	4400-5000	55-63	48-8M0127047	Enerzia ECO w/ FLO-TORQ SSR HD	48-8M0127046	Comp Series
Single	16.00"	19	3	4600-5300	53-60	48-8M0127045	Enerzia ECO w/ FLO-TORQ SSR HD	48-8M0127044	Comp Series
Single	16.00"	18	3	8900-10400	65-74	48-8M0127043	Enerzia ECO w/ FLO-TORQ SSR HD	48-8M0127042	Comp Series
Single	16.00"	17	3	5300-6300	46-53	48-8M0127041	Enerzia ECO w/ FLO-TORQ SSR HD	48-8M0127040	Comp Series
Single	14.62"	25	4	3300-3800	71-81	48-8M0127039	Revolution 4 w/ FLO-TORQ SSR HD	48-8M0127038	Comp Series
Single	14.62"	23	4	3700-4200	65-75	48-8M0127037	Revolution 4 w/ FLO-TORQ SSR HD	48-8M0127036	Comp Series
Single	14.62"	21	4	4200-4700	59-66	48-8M0127035	Revolution 4 w/ FLO-TORQ SSR HD	48-8M0127034	Comp Series
Single	14.62"	20	4	4400-5000	55-63	48-8M0127033	Revolution 4 w/ FLO-TORQ SSR HD	48-8M0127032	Comp Series
Single	14.62"	19	4	4600-5300	53-60	48-8M0127031	Revolution 4 w/ FLO-TORQ SSR HD	48-8M0127030	Comp Series
Single	14.62"	18	4	5000-5750	49-55	48-8M0137924	Revolution 4 w/ FLO-TORQ SSR HD	48-8M0137925	Comp Series
Single	14.62"	17	4	5300-6300	46-53	48-8M0127029	Revolution 4 w/ FLO-TORQ SSR HD	48-8M0127028	Comp Series
Single	14.62"	15	4	6300-7500	39-46	48-8M0127027	Revolution 4 w/ FLO-TORQ SSR HD	48-8M0127026	Comp Series

MERCURY PROPELLER RIGGING CHART

No. of Engine	Diameter	Pitch	No. of Blades	Boat Weight	Boat Speed	RH Part Number	Description	LH Part Number	Performance Category
Single	14.38"	27	3	3000-3500	78-88	48-18280A46	Mirage Plus	48-18281A46	Elite Series
Single	14.50"	25	3	3300-3800	71-81	48-13706A46	Mirage Plus	N/A	Elite Series
Single	14.63"	23	3	3700-4200	65-74	48-8M0151312	Mirage Plus	48-8M0151311	Elite Series
Single	14.75"	21	3	4200-4700	59-66	48-8M0151310	Mirage Plus	48-8M0151309	Elite Series
Single	15.25"	19	3	4600-5300	53-60	48-8M0151308	Mirage Plus	48-8M0151307	Elite Series
Single	15.38"	18	3	5000-5700	50-56	48-889620A46	Mirage Plus	48-889619A46	Elite Series
Single	15.5"	17	3	5300-6300	46-53	48-8M0151304	Mirage Plus	48-8M0151303	Elite Series
Single	15.75"	15	3	6300-7500	39-46	48-8M0151302	Mirage Plus	48-8M0151301	Elite Series
Single	14.62"	25	4	3300-3800	71-81	48-8M0151329	Revolution 4	48-8M0151328	Comp Series
Single	14.62"	23	4	3700-4200	65-74	48-8M0151327	Revolution 4	48-8M0151326	Comp Series
Twin	16.00"	23	3	5800-7200	65-74	48-8M0127053	Enertia ECO w/ FLO-TORQ SSR HD	48-8M0127052	Comp Series
Twin	16.00"	22	3	5800-7200	65-74	48-8M0127051	Enertia ECO w/ FLO-TORQ SSR HD	48-8M0127050	Comp Series
Twin	16.00"	21	3	7000-8300	59-66	48-8M0127049	Enertia ECO w/ FLO-TORQ SSR HD	48-8M0127048	Comp Series
Twin	16.00"	20	3	7500-8900	56-63	48-8M0127047	Enertia ECO w/ FLO-TORQ SSR HD	48-8M0127046	Comp Series
Twin	16.00"	19	3	8100-9600	53-60	48-8M0127045	Enertia ECO w/ FLO-TORQ SSR HD	48-8M0127044	Comp Series
Twin	16.00"	18	3	8900-10400	65-74	48-8M0127043	Enertia ECO w/ FLO-TORQ SSR HD	48-8M0127042	Comp Series
Twin	16.00"	17	3	9600-12200	46-53	48-8M0127041	Enertia ECO w/ FLO-TORQ SSR HD	48-8M0127040	Comp Series
Twin	14.62"	25	4	5000-6300	71-81	48-8M0127039	Revolution 4 w/ FLO-TORQ SSR HD	48-8M0127038	Comp Series
Twin	14.62"	23	4	5800-7200	65-74	48-8M0127037	Revolution 4 w/ FLO-TORQ SSR HD	48-8M0127036	Comp Series
Twin	14.62"	21	4	7000-8300	59-66	48-8M0127035	Revolution 4 w/ FLO-TORQ SSR HD	48-8M0127034	Comp Series
Twin	14.62"	20	4	7500-8900	56-63	48-8M0127033	Revolution 4 w/ FLO-TORQ SSR HD	48-8M0127032	Comp Series
Twin	14.62"	19	4	8100-9600	53-60	48-8M0127031	Revolution 4 w/ FLO-TORQ SSR HD	48-8M0127030	Comp Series
Twin	14.62"	18	4	8900-11200	49-56	48-8M0137924	Revolution 4 w/ FLO-TORQ SSR HD	48-8M0137925	Comp Series
Twin	14.62"	17	4	9600-12200	46-53	48-8M0127029	Revolution 4 w/ FLO-TORQ SSR HD	48-8M0127028	Comp Series
Twin	14.62"	15	4	11600-15300	39-46	48-8M0127027	Revolution 4 w/ FLO-TORQ SSR HD	48-8M0127026	Comp Series
Twin	14.38"	27	3	4300-5300	78-88	48-18280A46	Mirage Plus	48-18281A46	Elite Series
Twin	14.50"	25	3	5000-6300	71-81	48-13706A46	Mirage Plus	48-13707A46	Elite Series
Twin	14.63"	23	3	5800-7200	65-74	48-8M0151312	Mirage Plus	48-8M0151311	Elite Series
Twin	14.75"	21	3	7000-8300	59-66	48-8M0151310	Mirage Plus	48-8M0151309	Elite Series
Twin	15.25"	19	3	8100-9600	53-60	48-8M0151308	Mirage Plus	48-8M0151307	Elite Series
Twin	15.38"	18	3	8900-10400	50-56	48-889620A46	Mirage Plus	48-889619A46	Elite Series
Twin	15.5"	17	3	9600-12200	46-53	48-8M0151304	Mirage Plus	48-8M0151303	Elite Series

Not all parts listed are available for the European, C.I.S., Africa and Middle East Markets.
For more information, please contact your local Mercury, Mariner, MerCruiser or Quicksilver Office.

MERCURY PROPELLER RIGGING CHART

No. of Engine	Diameter	Pitch	No. of Blades	Boat Weight	Boat Speed	RH Part Number	Description	LH Part Number	Performance Category
Twin	15.75"	15	3	11600-15300	39-46	48-8M0151302	Mirage Plus	48-8M0151301	Elite Series

Verado 300 HP - Offshore / Bay / Flats Center Console (Single)

Engine RPM Range: 5800-6400 Gearcase Ratio: 1.75:1 and 1.85:1

Diameter	Pitch	No. of Blades	Boat Weight	Boat Speed	RH - Part Number	Description	LH - Part Number	Performance Category
16.00"	23	3	3100-3600	65-74	48-8M0151263	Enertia ECO	48-8M0151262	Comp Series
16.00"	22	3	3300-3800	62-70	48-8M0151261	Enertia ECO	48-8M0151260	Comp Series
16.00"	21	3	3600-4100	59-66	48-8M0151259	Enertia ECO	48-8M0151258	Comp Series
16.00"	20	3	3800-4300	56-63	48-8M0151257	Enertia ECO	48-8M0151256	Comp Series
16.00"	19	3	4000-4600	53-60	48-8M0151255	Enertia ECO	48-8M0151254	Comp Series
16.00"	18	3	4300-4900	50-56	48-8M0151253	Enertia ECO	48-8M0151252	Comp Series
16.00"	17	3	4600-5400	46-53	48-8M0151251	Enertia ECO	48-8M0151250	Comp Series
13.45"	22	3	3300-3800	62-70	48-8M0151245	Enertia		Comp Series
13.63"	21	3	3600-4100	59-66	48-8M0151243	Enertia	48-8M0151242	Comp Series
13.80"	20	3	3800-4300	56-63	48-8M0151241	Enertia		Comp Series
14.00"	19	3	4000-4600	53-60	48-8M0151239	Enertia	48-8M0151238	Comp Series
14.22"	18	3	4300-4900	50-56	48-8M0151237	Enertia		Comp Series
14.45"	17	3	4600-5400	46-53	48-8M0151235	Enertia	48-8M0151234	Comp Series
14.72"	16	3	4900-5800	43-50	48-8M0151233	Enertia		Comp Series
15.00"	15	3	5400-6500	39-46	48-8M0151231	Enertia	48-8M0151230	Comp Series
14.62"	25	4	2800-3300	71-81	48-8M0151329	Revolution 4	48-8M0151328	Comp Series
14.62"	23	4	3100-3600	65-74	48-8M0151327	Revolution 4	48-8M0151326	Comp Series
14.62"	21	4	3600-4100	59-66	48-8M0151325	Revolution 4	48-8M0151324	Comp Series
14.62"	20	4	3800-4300	56-63	48-8M0151323	Revolution 4	48-8M0151322	Comp Series
14.62"	19	4	4000-4600	53-60	48-8M0151321	Revolution 4	48-8M0151320	Comp Series
14.62"	18	4	4300-4900	49-56	48-8M0151319	Revolution 4	48-8M0151318	Comp Series
14.62"	17	4	4600-5400	46-53	48-8M0151317	Revolution 4	48-8M0151316	Comp Series
14.62"	15	4	5400-6500	39-46	48-8M0151315	Revolution 4	48-8M0151314	Comp Series
14.50"	25	3	2800-3300	71-81	48-13706A46	Mirage Plus	N/A	Elite Series
14.63"	23	3	3100-3600	65-74	48-8M0151312	Mirage Plus	48-8M0151311	Elite Series
14.75"	21	3	3600-4100	59-66	48-8M0151310	Mirage Plus	48-8M0151309	Elite Series
15.25"	19	3	4000-4600	53-60	48-8M0151308	Mirage Plus	48-8M0151307	Elite Series
15.38"	18	3	4300-4900	50-56	48-889620A46	Mirage Plus	48-889619A46	Elite Series
15.5"	17	3	4600-5400	46-53	48-8M0151304	Mirage Plus	48-8M0151303	Elite Series
15.75"	15	3	5400-6500	39-46	48-8M0151302	Mirage Plus	48-8M0151301	Elite Series

Verado 250 HP - Offshore / Bay / Flats Center Console (Single)

Engine RPM Range: 5800-6400 Gearcase Ratio: 1.85:1

Diameter	Pitch	No. of Blades	Boat Weight	Boat Speed	RH - Part Number	Description	LH - Part Number	Performance Category
16"	23	3	2700-3100	63-71	48-8M0151263	Enertia ECO	48-8M0151262	Comp Series
16"	22	3	2900-3300	60-68	48-8M0151261	Enertia ECO	48-8M0151260	Comp Series
16"	21	3	3100-3500	57-64	48-8M0151259	Enertia ECO	48-8M0151258	Comp Series
16"	20	3	3250-3750	54-61	48-8M0151257	Enertia ECO	48-8M0151256	Comp Series
16"	19	3	3400-4000	51-58	48-8M0151255	Enertia ECO	48-8M0151254	Comp Series
16"	18	3	3650-4500	45-54	48-8M0151253	Enertia ECO	48-8M0151252	Comp Series
16"	17	3	3900-5000	39-49	48-8M0151251	Enertia ECO	48-8M0151250	Comp Series
13.45"	22	3	2900-3300	60-68	48-8M0151245	Enertia		Comp Series
13.63"	21	3	3100-3500	57-64	48-8M0151243	Enertia	48-8M0151242	Comp Series
13.80"	20	3	3250-3750	54-61	48-8M0151241	Enertia		Comp Series
14.00"	19	3	3400-4000	51-58	48-8M0151239	Enertia	48-8M0151238	Comp Series

MERCURY PROPELLER RIGGING CHART

Diameter	Pitch	No. of Blades	Boat Weight	Boat Speed	RH - Part Number	Description	LH - Part Number	Performance Category
14.22"	18	3	3650-4500	45-54	48-8M0151237	Enerzia		Comp Series
14.45"	17	3	3900-5000	39-49	48-8M0151235	Enerzia	48-8M0151235	Comp Series
14.72"	16	3	4300-5500	37-47	48-8M0151233	Enerzia		Comp Series
15.00"	15	3	4600-6000	35-45	48-8M0151231	Enerzia	48-8M0151230	Comp Series
14.62"	25	4	2500-2800	69-78	48-8M0151329	Revolution 4	48-8M0151328	Comp Series
14.62"	23	4	2700-3100	63-71	48-8M0151327	Revolution 4	48-8M0151326	Comp Series
14.62"	21	4	3100-3500	57-64	48-8M0151325	Revolution 4	48-8M0151324	Comp Series
14.62"	20	4	3250-3750	54-61	48-8M0151323	Revolution 4	48-8M0151322	Comp Series
14.62"	19	4	3400-4000	51-58	48-8M0151321	Revolution 4	48-8M0151320	Comp Series
14.62"	18	4	3750-4500	45-54	48-8M0151319	Revolution 4	48-8M0151318	Comp Series
14.62"	17	4	3900-5000	39-49	48-8M0151317	Revolution 4	48-8M0151316	Comp Series
14.62"	15	4	4600-6000	35-45	48-8M0151315	Revolution 4	48-8M0151314	Comp Series
14.50"	25	3	2500-2800	69-78	48-13706A46	Mirage Plus	N/A	Elite Series
14.63"	23	3	2700-3100	63-71	48-8M0151312	Mirage Plus	48-8M0151311	Elite Series
14.75"	21	3	3100-3500	57-64	48-8M0151310	Mirage Plus	48-8M0151309	Elite Series
15.25"	19	3	3400-4000	51-58	48-8M0151308	Mirage Plus	48-8M0151307	Elite Series
15.5"	17	3	3900-5000	39-49	48-8M0151304	Mirage Plus	48-8M0151303	Elite Series
15.75"	15	3	4600-6000	35-45	48-8M0151302	Mirage Plus	48-8M0151301	Elite Series
16"	13	3	5500+	25-38	48-8M0151300	Mirage Plus		Elite Series

Verado 225 HP - Offshore / Bay / Flats Center Console (Single)

Engine RPM Range: 5800-6400 Gearcase Ratio: 1.85:1

Diameter	Pitch	No. of Blades	Boat Weight	Boat Speed	RH - Part Number	Description	LH - Part Number	Performance Category
16"	23	3	2500-2800	63-71	48-8M0151263	Enerzia ECO	48-8M0151262	Comp Series
16"	22	3	2650-3000	60-68	48-8M0151261	Enerzia ECO	48-8M0151260	Comp Series
16"	21	3	2800-3200	57-64	48-8M0151259	Enerzia ECO	48-8M0151258	Comp Series
16"	20	3	2950-3400	54-61	48-8M0151257	Enerzia ECO	48-8M0151256	Comp Series
16"	19	3	3100-3600	51-58	48-8M0151255	Enerzia ECO	48-8M0151254	Comp Series
16"	18	3	3300-3850	48-55	48-8M0151253	Enerzia ECO	48-8M0151252	Comp Series
16"	17	3	3500-4100	45-52	48-8M0151251	Enerzia ECO	48-8M0151250	Comp Series
13.45"	22	3	2700-3100	60-68	48-8M0151245	Enerzia		Comp Series
13.63"	21	3	2800-3200	57-64	48-8M0151243	Enerzia	48-8M0151242	Comp Series
13.80"	20	3	2950-3400	54-61	48-8M0151241	Enerzia		Comp Series
14.00"	19	3	3100-3600	51-58	48-8M0151239	Enerzia	48-8M0151238	Comp Series
14.22"	18	3	3300-3850	48-55	48-8M0151237	Enerzia		Comp Series
14.45"	17	3	3500-4100	45-52	48-8M0151235	Enerzia	48-8M0151235	Comp Series
14.72"	16	3	3800-4800	40-49	48-8M0151233	Enerzia		Comp Series
15.00"	15	3	4100-5500	35-45	48-8M0151231	Enerzia	48-8M0151230	Comp Series
14.62"	25	4	2200-2500	69-78	48-8M0151329	Revolution 4	48-8M0151328	Comp Series
14.62"	23	4	2500-2800	63-71	48-8M0151327	Revolution 4	48-8M0151326	Comp Series
14.62"	21	4	2800-3200	57-64	48-8M0151325	Revolution 4	48-8M0151324	Comp Series
14.62"	20	4	2950-3400	54-61	48-8M0151323	Revolution 4	48-8M0151322	Comp Series
14.62"	19	4	3100-3600	51-58	48-8M0151321	Revolution 4	48-8M0151320	Comp Series
14.62"	18	4	3400-3850	48-55	48-8M0151319	Revolution 4	48-8M0151318	Comp Series
14.62"	17	4	3500-4100	45-52	48-8M0151317	Revolution 4	48-8M0151316	Comp Series
14.62"	15	4	4100-5500	35-45	48-8M0151315	Revolution 4	48-8M0151314	Comp Series
14.50"	25	3	2200-2500	69-78	48-13706A46	Mirage Plus	N/A	Elite Series
14.63"	23	3	2500-2800	63-71	48-8M0151312	Mirage Plus	48-8M0151311	Elite Series
14.75"	21	3	2800-3200	57-64	48-8M0151310	Mirage Plus	48-8M0151309	Elite Series
15.25"	19	3	3100-3600	51-58	48-8M0151308	Mirage Plus	48-8M0151307	Elite Series
15.5"	17	3	3500-4100	45-52	48-8M0151304	Mirage Plus	48-8M0151303	Elite Series
15.75"	15	3	4100-5500	35-45	48-8M0151302	Mirage Plus	48-8M0151301	Elite Series

Not all parts listed are available for the European, C.I.S., Africa and Middle East Markets.
For more information, please contact your local Mercury, Mariner, MerCruiser or Quicksilver Office.

MERCURY PROPELLER RIGGING CHART

Verado 200 HP – 4Cyl - Offshore / Bay / Flats Center Console (Single)

Engine RPM Range: 5800-6400 Gearcase Ratio: 1.85:1

Diameter	Pitch	No. of Blades	Boat Weight	Boat Speed	RH - Part Number	Description	LH - Part Number	Performance Category
16.00"	23	3	2600-3000	54-61	48-8M0151263	Enertia ECO	48-8M0151262	Comp Series
16.00"	22	3	2800-3200	51-58	48-8M0151261	Enertia ECO	48-8M0151260	Comp Series
16.00"	21	3	2900-3300	49-55	48-8M0151259	Enertia ECO	48-8M0151258	Comp Series
16.00"	20	3	3000-3600	46-53	48-8M0151257	Enertia ECO	48-8M0151256	Comp Series
16.00"	19	3	3300-3900	43-50	48-8M0151255	Enertia ECO	48-8M0151254	Comp Series
16.00"	18	3	3500-4300	39-47	48-8M0151253	Enertia ECO	48-8M0151252	Comp Series
16.00"	17	3	3800-4700	36-44	48-8M0151251	Enertia ECO	48-8M0151250	Comp Series
13.45"	22	3	2800-3200	51-58	48-8M0151245	Enertia		Comp Series
13.63"	21	3	2900-3300	49-55	48-8M0151243	Enertia	48-8M0151242	Comp Series
13.80"	20	3	3000-3600	46-53	48-8M0151241	Enertia		Comp Series
14.00"	19	3	3300-3900	43-50	48-8M0151239	Enertia	48-8M0151238	Comp Series
14.22"	18	3	3500-4300	39-47	48-8M0151237	Enertia		Comp Series
14.45"	17	3	3800-4700	36-44	48-8M0151235	Enertia	48-8M0151234	Comp Series
14.72"	16	3	4100-5200	33-41	48-8M0151233	Enertia		Comp Series
15.00"	15	3	4400-6000	29-38	48-8M0151231	Enertia	48-8M0151230	Comp Series
15.30"	14	3	4900-6800	26-35	48-8M0151229	Enertia		Comp Series
14.50"	25	3	2300-2700	59-67	48-13706A46	Mirage Plus	N/A	Elite Series
14.63"	23	3	2600-3000	54-61	48-8M0151312	Mirage Plus	48-8M0151311	Elite Series
15.25"	19	3	3300-3900	43-50	48-8M0151308	Mirage Plus	48-8M0151307	Elite Series
15.38"	18	3	3500-4300	39-47	48-889620A46	Mirage Plus	48-889619A46	Elite Series
15.5"	17	3	3800-4700	36-44	48-8M0151304	Mirage Plus	48-8M0151303	Elite Series
15.75"	15	3	3600-4400	29-38	48-8M0151302	Mirage Plus	48-8M0151301	Elite Series
16.00"	13	3	5400-8200	22-32	48-8M0151300	Mirage Plus		Elite Series

150 HP FourStroke - Offshore / Bay / Flats Center Console (Single)

Engine RPM Range: 5000-5800 Gearcase Ratio: 1.92:1

Diameter	Pitch	No. of Blades	Boat Weight	Boat Speed	RH - Part Number	Description	LH - Part Number	Performance Category
13.50"	22	3	2100-2600	47-57	48-8M0151245	Enertia		Comp Series
13.62"	21	3	2200-2800	44-54	48-8M0151243	Enertia	48-8M0151242	Comp Series
13.75"	20	3	2300-3000	42-52	48-8M0151241	Enertia		Comp Series
14.00"	19	3	2500-3200	39-49	48-8M0151239	Enertia	48-8M0151238	Comp Series
14.25"	18	3	2700-3200	35-46	48-8M0151237	Enertia		Comp Series
14.50"	17	3	2900-4000	32-43	48-8M0151235	Enertia	48-8M0151234	Comp Series
14.75"	16	3	3100-4500	29-40	48-8M0151233	Enertia		Comp Series
15.00"	15	3	3400-5100	26-37	48-8M0151231	Enertia	48-8M0151230	Comp Series
15.13"	14	3	3800-6200	22-34	48-8M0151229	Enertia		Comp Series
14.62"	25	3	1800-2200	55-65	48-8M0151386	Tempest Plus		Elite Series
14.62"	24	3	1900-2300	53-62	48-8M0151385	Tempest Plus		Elite Series
14.62"	23	3	2000-2400	50-60	48-8M0151384	Tempest Plus		Elite Series
14.62"	22	3	2100-2600	47-57	48-8M0151383	Tempest Plus		Elite Series
14.62"	21	3	2200-2800	44-54	48-8M0151382	Tempest Plus		Elite Series
14.62"	19	3	2500-3200	39-49	48-8M0151381	Tempest Plus		Elite Series
14.62"	17	3	2900-4000	32-43	48-8M0151380	Tempest Plus		Elite Series

MERCURY PROPELLER RIGGING CHART

115 CT HP FourStroke - Offshore / Bay / Flats Center Console (Single)

Engine RPM Range: 5000-6000 Gearcase Ratio: 2.38:1

Diameter	Pitch	No. of Blades	Boat Weight	Boat Speed	RH - Part Number	Description	LH - Part Number	Performance Category
13.50"	22	3	2000-2800	35-47	48-8M0151245	Enertia		Comp Series
13.80"	21	3	2100-3100	32-45	48-8M0151243	Enertia	48-8M0151242	Comp Series
13.75"	20	3	2300-3500	29-42	48-8M0151241	Enertia		Comp Series
14.00"	19	3	2400-3700	27-40	48-8M0151239	Enertia	48-8M0151238	Comp Series
14.20"	18	3	2600-4300	24-37	48-8M0151237	Enertia		Comp Series
14.50"	17	3	2800-5000	21-35	48-8M0151235	Enertia	48-8M0151234	Comp Series
14.70"	16	3	3100-5600	19-32	48-8M0151233	Enertia		Comp Series
15.00"	15	3	3500-6700	16-29	48-8M0151231	Enertia	48-8M0151230	Comp Series
15.30"	14	3	3900-7800	14-26	48-8M0151229	Enertia	48-8M0151228	Comp Series
15.60"	13	3	4300-10300	11-24	48-8M0151227	Enertia	48-8M0151226	Comp Series
16.00"	11	3	7000+	1-18	48-8M0151225	Enertia	48-8M0151224	Comp Series
14.62"	23	3	1900-2600	38-49	48-8M0151384	Tempest Plus		Elite Series
14.62"	22	3	2000-2800	35-47	48-8M0151383	Tempest Plus		Elite Series
14.62"	21	3	2100-3100	32-45	48-8M0151382	Tempest Plus		Elite Series
14.62"	19	3	2400-3700	27-40	48-8M0151381	Tempest Plus		Elite Series
14.62"	17	3	2800-5000	21-35	48-8M0151380	Tempest Plus		Elite Series
14.00"	23	4	1900-2600	38-49	48-8M0084497	SpitFire		Elite Series
14.00"	21	4	2100-3100	32-45	48-8M0084496	SpitFire		Elite Series
14.00"	19	4	2400-3700	27-40	48-8M0084495	SpitFire		Elite Series
14.00"	17	4	2800-5000	21-35	48-8M0084494	SpitFire		Elite Series
14.00"	14	4	3900-7800	14-26	48-8M0084493	SpitFire		Elite Series
14.00"	12	4	7000+	1-24	48-8M0084491	SpitFire		Elite Series
14.50"	19	3	2400-3700	27-40	48-832830A45	Black Max		Sport Series
15.00"	17	3	2800-5000	21-35	48-832828A45	Black Max		Sport Series
15.25"	15	3	3500-6700	16-29	48-78116A45	Black Max		Sport Series
16.00"	13	3	4300-10300	11-24	48-78114A45	Black Max		Sport Series
16.00"	12	3	5000+	9-21	48-16436A45	Black Max		Sport Series
16.00"	11	3	7000+	1-18	48-78112A45	Black Max		Sport Series

115 STD HP FourStroke - Offshore / Bay / Flats Center Console

Engine RPM Range: 5000-6000 Gearcase Ratio: 2.07:1

Diameter	Pitch	No. of Blades	Boat Weight	Boat Speed	RH - Part Number	Description	Performance Category
12.7"	21	4	1800-2400	40-52	48-8M0151364	SpitFire X7	Elite Series
12.7"	19	4	2000-2900	34-47	48-8M0151363	SpitFire X7	Elite Series
13.0"	17	4	2300-3600	28-41	48-8M0151362	SpitFire X7	Elite Series
13.5"	15	4	2800-4700	22-35	48-8M0151361	SpitFire X7	Elite Series
14.0"	13	4	3500-6700	16-29	48-8M0151360	SpitFire X7	Elite Series
13"	18	3	2200-3200	31-44	48-8M0151402	Vengeance	Sport Series
13.13"	16	3	2500-4100	25-38	48-8M0151401	Vengeance	Sport Series
13.25"	15	3	2800-4700	22-35	48-8M0151400	Vengeance	Sport Series
13.38"	14	3	3100-5600	19-32	48-8M0151399	Vengeance	Sport Series
14"	12	3	3900-8500	13-26	48-8M0151398	Vengeance	Sport Series
12.8"	19	4	2000-2900	34-47	48-8M8026600	SpitFire	Elite Series
12.8"	17	4	2300-3600	28-41	48-8M8026590	SpitFire	Elite Series
12.8"	15	4	2800-4700	22-35	48-8M8026580	SpitFire	Elite Series
13.8"	13	4	3500-6700	16-29	48-8M8026570	SpitFire	Elite Series
13.8"	11	4	4500-11500	10-23	48-8M8026560	SpitFire	Elite Series
12.5"	23	3	1600-2100	45-57	48-77350A45	Black Max	Sport Series
12.75"	21	3	1800-2400	40-52	48-77348A45	Black Max	Sport Series
13"	19	3	2000-2900	34-47	48-77346A45	Black Max	Sport Series
13.25"	17	3	2300-3600	28-41	48-77344A45	Black Max	Sport Series

Not all parts listed are available for the European, C.I.S., Africa and Middle East Markets.
For more information, please contact your local Mercury, Mariner, MerCruiser or Quicksilver Office.

MERCURY PROPELLER RIGGING CHART

Diameter	Pitch	No. of Blades	Boat Weight	Boat Speed	RH - Part Number	Description	Performance Category
13.25"	16	3	2500-4100	25-38	48-854360A45	Black Max	Sport Series
13.75"	15	3	2800-4700	22-35	48-77342A45	Black Max	Sport Series
13.88"	14	3	3100-5600	19-32	48-854352A45	Black Max	Sport Series
14"	13	3	3500-6700	16-29	48-77340A45	Black Max	Sport Series
14"	11	3	4700+	1-23	48-77338A45	Black Max	Sport Series

90 CT HP FourStroke - Offshore / Bay / Flats Center Console

Engine RPM Range: 5000-6000 Gearcase Ratio: 2.38:1

Diameter	Pitch	No. of Blades	Boat Weight	Boat Speed	RH - Part Number	Description	Performance Category
13.50"	22	3	1600-2200	35-47	48-8M0151245	Energia	Comp Series
13.80"	21	3	1600-2400	32-45	48-8M0151243	Energia	Comp Series
13.75"	20	3	1800-2700	29-42	48-8M0151241	Energia	Comp Series
14.00"	19	3	1900-2900	27-40	48-8M0151239	Energia	Comp Series
14.20"	18	3	2100-3300	24-37	48-8M0151237	Energia	Comp Series
14.50"	17	3	2200-3900	21-35	48-8M0151235	Energia	Comp Series
14.70"	16	3	2400-4400	19-32	48-8M0151233	Energia	Comp Series
15.00"	15	3	2700-5300	16-29	48-8M0151231	Energia	Comp Series
15.30"	14	3	3100-6100	14-26	48-8M0151229	Energia	Comp Series
14.62"	23	3	1500-1900	38-49	48-8M0151384	Tempest Plus	Elite Series
14.62"	22	3	1600-2200	35-47	48-8M0151383	Tempest Plus	Elite Series
14.62"	21	3	1600-2400	32-45	48-8M0151382	Tempest Plus	Elite Series
14.62"	19	3	1900-2900	27-40	48-8M0151381	Tempest Plus	Elite Series
14.62"	17	3	2200-3900	21-35	48-8M0151380	Tempest Plus	Elite Series
13.75"	21	3	1600-2400	32-45	48-8M0151408	Vengeance	Sport Series
14.00"	19	3	1900-2900	27-40	48-8M0151407	Vengeance	Sport Series
14.50"	17	3	2200-3900	21-35	48-8M0151405	Vengeance	Sport Series
14.00"	23	4	1500-1900	38-49	48-8M0084497	SpitFire	Elite Series
14.00"	21	4	1600-2400	32-45	48-8M0084496	SpitFire	Elite Series
14.00"	19	4	1900-2900	27-40	48-8M0084495	SpitFire	Elite Series
14.00"	17	4	2200-3900	21-35	48-8M0084494	SpitFire	Elite Series
14.00"	23	3	1500-1900	38-49	48-832834A45	Black Max	Sport Series
14.25"	21	3	1600-2400	32-45	48-832832A45	Black Max	Sport Series
14.50"	19	3	1900-2900	27-40	48-832830A45	Black Max	Sport Series
15.00"	17	3	2200-3900	21-35	48-832828A45	Black Max	Sport Series
15.25"	15	3	2700-5300	16-29	48-78116A45	Black Max	Sport Series

90 STD HP FourStroke - Bay / Flats Center Console

Engine RPM Range: 5000-6000 Gearcase Ratio: 2.07:1

Diameter	Pitch	No. of Blades	Boat Weight	Boat Speed	RH - Part Number	Description	Performance Category
12.7"	21	4	1400-1900	40-52	48-8M0151364	SpitFire X7	Elite Series
12.7"	19	4	1600-2300	34-47	48-8M0151363	SpitFire X7	Elite Series
13.0"	17	4	1800-2800	28-41	48-8M0151362	SpitFire X7	Elite Series
13.5"	15	4	2200-3700	22-35	48-8M0151361	SpitFire X7	Elite Series
13"	18	3	4000+	31-44	48-8M0151402	Vengeance	Sport Series
13.13"	16	3	2000-3200	25-38	48-8M0151401	Vengeance	Sport Series
13.25"	15	3	2200-3700	22-35	48-8M0151400	Vengeance	Sport Series
13.38"	14	3	2400-4400	19-32	48-8M0151399	Vengeance	Sport Series
14"	12	3	2700-5300	13-26	48-8M0151398	Vengeance	Sport Series
12.8"	19	4	1600-2300	34-47	48-8M8026600	SpitFire	Elite Series
12.8"	17	4	1800-2800	28-41	48-8M8026590	SpitFire	Elite Series
12.8"	15	4	2200-3700	22-35	48-8M8026580	SpitFire	Elite Series
13.8"	13	4	2700-5300	16-29	48-8M8026570	SpitFire	Elite Series

MERCURY PROPELLER RIGGING CHART

Diameter	Pitch	No. of Blades	Boat Weight	Boat Speed	RH - Part Number	Description	Performance Category
13.8"	11	4	4000+	10-23	48-8M8026560	SpitFire	Elite Series
12.5"	23	3	1300-1600	45-57	48-77350A45	Black Max	Sport Series
12.75"	21	3	1400-1900	40-52	48-77348A45	Black Max	Sport Series
13"	19	3	1600-2300	34-47	48-77346A45	Black Max	Sport Series
13.25"	17	3	1800-2800	28-41	48-77344A45	Black Max	Sport Series
13.25"	16	3	2000-3200	25-38	48-854360A45	Black Max	Sport Series
13.75"	15	3	2200-3700	22-35	48-77342A45	Black Max	Sport Series
13.88"	14	3	2400-4400	19-32	48-854352A45	Black Max	Sport Series
14"	13	3	2700-5300	16-29	48-77340A45	Black Max	Sport Series
14"	11	3	4000+	1-22	48-77338A45	Black Max	Sport Series

75 STD HP FourStroke - Bay / Flats Center Console

Engine RPM Range: 5000-6000 Gearcase Ratio: 2.07:1

Diameter	Pitch	No. of Blades	Boat Weight	Boat Speed	RH - Part Number	Description	Performance Category
12.7"	21	4	1300-1900	34-47	48-8M0151364	SpitFire X7	Elite Series
12.7"	19	4	1500-2300	29-42	48-8M0151363	SpitFire X7	Elite Series
13.0"	17	4	1700-2900	23-37	48-8M0151362	SpitFire X7	Elite Series
13.5"	15	4	2100-3900	18-31	48-8M0151361	SpitFire X7	Elite Series
13"	18	3	1600-2500	26-40	48-8M0151402	Vengeance	Sport Series
13.13"	16	3	1900-3400	20-34	48-8M0151401	Vengeance	Sport Series
13.25"	15	3	2100-3900	18-31	48-8M0151400	Vengeance	Sport Series
13.38"	14	3	2300-4700	15-28	48-8M0151399	Vengeance	Sport Series
14"	12	3	2900-7500	10-23	48-8M0151398	Vengeance	Sport Series
12.8"	19	4	1500-2300	29-42	48-8M8026600	SpitFire	Elite Series
12.8"	17	4	1700-2900	23-37	48-8M8026590	SpitFire	Elite Series
12.8"	15	4	2100-3900	18-31	48-8M8026580	SpitFire	Elite Series
13.8"	13	4	2500-6100	12-26	48-8M8026570	SpitFire	Elite Series
13.8"	11	4	3800+	7-20	48-8M8026560	SpitFire	Elite Series
12.5"	23	3	1200-1600	39-52	48-77350A45	Black Max	Sport Series
12.75"	21	3	1300-1900	34-47	48-77348A45	Black Max	Sport Series
13"	19	3	1500-2300	29-42	48-77346A45	Black Max	Sport Series
13.25"	17	3	1700-2900	23-37	48-77344A45	Black Max	Sport Series
13.25"	16	3	1900-3400	20-34	48-854360A45	Black Max	Sport Series
13.75"	15	3	2100-3900	18-31	48-77342A45	Black Max	Sport Series
13.88"	14	3	2300-4700	15-28	48-854352A45	Black Max	Sport Series
14"	13	3	2500-6100	12-26	48-77340A45	Black Max	Sport Series
14"	11	3	3800+	1-20	48-77338A45	Black Max	Sport Series

60 CT HP FourStroke - Bay / Flats Center Console

Engine RPM Range: 5500-6000 Gearcase Ratio: 2.33:1

Diameter	Pitch	No of Blades	Boat Weight	Boat Speed	RH Part Number	Propeller Name	Performance Series
13.0"	17	4	1400-1800	34-38	48-8M0151362	SpitFire X7	Elite Series
13.5"	15	4	1700-2300	28-34	48-8M0151361	SpitFire X7	Elite Series
14.0"	13	4	2000-3300	23-30	48-8M0151360	SpitFire X7	Elite Series
12.8"	17	4	1400-1800	34-38	48-8M8026590	SpitFire	Elite Series
12.8"	15	4	1700-2300	28-34	48-8M8026580	SpitFire	Elite Series
13.8"	13	4	2000-3300	23-30	48-8M8026570	SpitFire	Elite Series
13.8"	11	4	2700-5400	18-25	48-8M8026560	SpitFire	Elite Series
13.25"	17	3	1400-1800	34-38	48-77344A45	Black Max	Sport Series
13.25"	16	3	1500-2000	30-36	48-854360A45	Black Max	Sport Series
13.75"	15	3	1700-2300	28-34	48-77342A45	Black Max	Sport Series
13.88"	14	3	1800-2700	26-32	48-854352A45	Black Max	Sport Series

Not all parts listed are available for the European, C.I.S., Africa and Middle East Markets.
For more information, please contact your local Mercury, Mariner, MerCruiser or Quicksilver Office.

MERCURY PROPELLER RIGGING CHART

Diameter	Pitch	No. of Blades	Boat Weight	Boat Speed	RH Part Number	Propeller Name	Performance Series
14"	13	3	2000-3300	23-30	48-77340A45	Black Max	Sport Series
14"	11	3	2700-5400	18-25	48-77338A45	Black Max	Sport Series

60 STD HP FourStroke - Bay / Flats Center Console

Engine RPM Range: 5500-6000 Gearcase Ratio: 1.83:1

Diameter	Pitch	No. of Blades	Boat Weight	Boat Speed	RH - Part Number	Description	Performance Category
10.6	14	4	1300-1700	16-30	48-878616A46	Trophy Sport	Elite Series
10.6	13	4	1500-2000	17-26	48-878614A46	Trophy Sport	Elite Series
10.6	12	4	1700-2500	19-22	48-878612A46	Trophy Sport	Elite Series
10.25	15	3	1200-1600	15-33	48-855862A46	Vengeance	Sport Series
10.4	14	3	1300-1700	16-30	48-855860A46	Vengeance	Sport Series
10.5	13	3	1500-2000	17-26	48-855858A46	Vengeance	Sport Series
11	12	3	1700-2500	19-22	48-855856A46	Vengeance	Sport Series
11.6	11	3	2000-3100	21-18	48-823478A46	Vengeance	Sport Series
10.1	15	4	1200-1600	15-33	48-8M8026640	SpitFire	Elite Series
10.1	14	4	1300-1700	16-30	48-8M8026635	SpitFire	Elite Series
10.3	13	4	1500-2000	17-26	48-8M8026630	SpitFire	Elite Series
10.6	12	4	1700-2500	19-22	48-8M8026625	SpitFire	Elite Series
10	17	3	1000-1300	13-40	48-73144A45	Black Max	Sport Series
10	16	3	1100-1400	14-37	48-73142A45	Black Max	Sport Series
10.1	15	3	1200-1600	15-33	48-73140A45	Black Max	Sport Series
10.25	14	3	1300-1700	16-30	48-73138A45	Black Max	Sport Series
10.4	13	3	1500-2000	17-26	48-73136A45	Black Max	Sport Series
10.6	12	3	1700-2500	19-22	48-73134A45	Black Max	Sport Series
10.8	11	3	2000-3100	21-18	48-85632A45	Black Max	Sport Series
12	10.5	3	2100-3500	22-16	48-42740A45	Black Max	Sport Series
11.25	10	3	2200-4100	23-14	48-73132A45	Black Max	Sport Series
12.25	9	3	2700-5400	25-11	48-87818A45	Black Max	Sport Series
12.5	8	3	3500-8900	29-7	48-42738A45	Black Max	Sport Series

50 CT HP FourStroke – Bay / Flats Center Console

Engine RPM Range: 5500-6000 Gearcase Ratio: 2.33:1

Diameter	Pitch	No. of Blades	Boat Weight	Boat Speed	RH Part Number	Propeller Name	Performance Series
13.5"	15	4	1400-2000	28-34	48-8M0151361	SpitFire X7	Elite Series
14.0"	13	4	1700-2700	23-30	48-8M0151360	SpitFire X7	Elite Series
12.8"	15	4	1400-2000	28-34	48-8M8026580	SpitFire	Elite Series
13.8"	13	4	1700-2700	23-30	48-8M8026570	SpitFire	Elite Series
13.8"	11	4	2300-4500	18-25	48-8M8026560	SpitFire	Elite Series
13.25"	16	3	1300-1700	30-36	48-854360A45	Black Max	Sport Series
13.75"	15	3	1400-2000	28-34	48-77342A45	Black Max	Sport Series
13.88"	14	3	1500-2300	26-32	48-854352A45	Black Max	Sport Series
14"	13	3	1700-2700	23-30	48-77340A45	Black Max	Sport Series
14"	11	3	2300-4500	18-25	48-77338A45	Black Max	Sport Series

50 STD HP FourStroke - Bay / Flats Center Console

Engine RPM Range: 5500-6000 Gearcase Ratio: 1.83:1

Diameter	Pitch	No. of Blades	Boat Weight	Boat Speed	RH - Part Number	Description	Performance Category
10.6	14	4	1100-1400	30-38	48-878616A46	Trophy Sport	Elite Series
10.6	13	4	1300-1700	26-34	48-878614A46	Trophy Sport	Elite Series
10.6	12	4	1400-2100	22-31	48-878612A46	Trophy Sport	Elite Series
10.25	15	3	1000-1300	33-41	48-855862A46	Vengeance	Sport Series
10.4	14	3	1100-1400	30-38	48-855860A46	Vengeance	Sport Series

MERCURY PROPELLER RIGGING CHART

Diameter	Pitch	No. of Blades	Boat Weight	Boat Speed	RH - Part Number	Description	Performance Category
10.5	13	3	1300-1700	26-34	48-855858A46	Vengeance	Sport Series
11	12	3	1400-2100	22-31	48-855856A46	Vengeance	Sport Series
11.6	11	3	1600-2600	18-27	48-823478A46	Vengeance	Sport Series
10.1	15	4	1000-1300	33-41	48-8M8026640	SpitFire	Elite Series
10.1	14	4	1100-1400	30-38	48-8M8026635	SpitFire	Elite Series
10.3	13	4	1300-1700	26-34	48-8M8026630	SpitFire	Elite Series
10.6	12	4	1400-2100	22-31	48-8M8026625	SpitFire	Elite Series
10	17	3	900-1000	40-47	48-73144A45	Black Max	Sport Series
10	16	3	900-1100	37-44	48-73142A45	Black Max	Sport Series
10.1	15	3	1000-1300	33-41	48-73140A45	Black Max	Sport Series
10.25	14	3	1100-1400	30-38	48-73138A45	Black Max	Sport Series
10.4	13	3	1300-1700	26-34	48-73136A45	Black Max	Sport Series
10.6	12	3	1400-2100	22-31	48-73134A45	Black Max	Sport Series
10.8	11	3	1600-2600	18-27	48-85632A45	Black Max	Sport Series
12	10.5	3	1800-2900	16-25	48-42740A45	Black Max	Sport Series
11.25	10	3	1900-3400	14-24	48-73132A45	Black Max	Sport Series
12.25	9	3	2300-4500	11-20	48-87818A45	Black Max	Sport Series
12.5	8	3	2900-7400	7-16	48-42738A45	Black Max	Sport Series

40 CT HP FourStroke – Bay / Flats Center Console

Engine RPM Range: 5500-6000 Gearcase Ratio: 2.33:1

Diameter	Pitch	No of Blades	Boat Weight	Boat Speed	RH Part Number	Propeller Name	Performance Series
13.5"	15	4	1100-1600	28-34	48-8M0151361	SpitFire X7	Elite Series
14.0"	13	4	1400-2200	23-30	48-8M0151360	SpitFire X7	Elite Series
12.8"	15	4	1100-1600	28-34	48-8M8026580	SpitFire	Elite Series
13.8"	13	4	1400-2200	23-30	48-8M8026570	SpitFire	Elite Series
13.8"	11	4	1800-3600	18-25	48-8M8026560	SpitFire	Elite Series
13.75"	15	3	1100-1600	28-34	48-77342A45	Black Max	Sport Series
13.88"	14	3	1200-1800	26-32	48-854352A45	Black Max	Sport Series
14"	13	3	1400-2200	23-30	48-77340A45	Black Max	Sport Series
14"	11	3	1800-3600	18-25	48-77338A45	Black Max	Sport Series

40 STD HP FourStroke – Bay / Flats Center Console

Engine RPM Range: 5500-6000 Gearcase Ratio: 2.00:1

Diameter	Pitch	No. of Blades	Boat Weight	Boat Speed	RH - Part Number	Description	Performance Category
10.6	14	4	1000-1400	25-34	48-878616A46	Trophy Sport	Elite Series
10.6	13	4	1200-1600	22-30	48-878614A46	Trophy Sport	Elite Series
10.6	12	4	1300-2100	18-27	48-878612A46	Trophy Sport	Elite Series
10.25	15	3	900-1200	29-37	48-855862A46	Vengeance	Sport Series
10.4	14	3	1000-1400	25-34	48-855860A46	Vengeance	Sport Series
10.5	13	3	1200-1600	22-30	48-855858A46	Vengeance	Sport Series
11	12	3	1300-2100	18-27	48-855856A46	Vengeance	Sport Series
11.6	11	3	1500-2500	15-24	48-823478A46	Vengeance	Sport Series
10.1	15	4	900-1200	29-37	48-8M8026640	SpitFire	Elite Series
10.1	14	4	1000-1400	25-34	48-8M8026635	SpitFire	Elite Series
10.3	13	4	1200-1600	22-30	48-8M8026630	SpitFire	Elite Series
10.6	12	4	1300-2100	18-27	48-8M8026625	SpitFire	Elite Series
10	17	3	800-1000	35-43	48-73144A45	Black Max	Sport Series
10	16	3	800-1100	32-40	48-73142A45	Black Max	Sport Series
10.1	15	3	900-1200	29-37	48-73140A45	Black Max	Sport Series
10.25	14	3	1000-1400	25-34	48-73138A45	Black Max	Sport Series
10.4	13	3	1200-1600	22-30	48-73136A45	Black Max	Sport Series

Not all parts listed are available for the European, C.I.S., Africa and Middle East Markets.
For more information, please contact your local Mercury, Mariner, MerCruiser or Quicksilver Office.

MERCURY PROPELLER RIGGING CHART

Diameter	Pitch	No. of Blades	Boat Weight	Boat Speed	RH - Part Number	Description	Performance Category
10.6	12	3	1300-2100	18-27	48- 73134A45	Black Max	Sport Series
10.8	11	3	1500-2500	15-24	48- 85632A45	Black Max	Sport Series
12	10.5	3	1600-3000	13-22	48- 42740A45	Black Max	Sport Series
11.25	10	3	1800-3600	11-20	48- 73132A45	Black Max	Sport Series
12.25	9	3	2200-5100	8-17	48- 87818A45	Black Max	Sport Series
12.5	8	3	2700-8700	5-14	48- 42738A45	Black Max	Sport Series

MERCURY PROPELLER TYPE

Propellers sorted by Pitch, then Diameter, then by Rotation (Right-hand, Left-hand)

MERCURY PROPELLER SELECTOR

Mercury makes a propeller to fit most any type of boating application. Another industry first, Mercury Propellers has developed a Prop Selector to assist consumers with narrowing down the propeller selection process. You can find the Propeller Selector on our website, www.mercurymarine.com, under the Mercury Propeller-Technical Information section.

MERCURY OUTBOARD PROPELLER SELECTOR CHART

Mercury Propeller selector by family for Outboards

Inflatable 16ft and Under

Model/Horsepower	Aluminum Propellers	Stainless Steel Propellers
9.9-15 HP	Black Max	
20-25 HP	Black Max	Vengeance
25-30 4-stroke	Black Max, Spitfire	Vengeance
40-60 HP 4-stroke	Black Max, Spitfire	Vengeance, Trophy Sport

Aluminum

(14'-21') (4.3-6.4m)

Model/Horsepower	Aluminum Propellers	Stainless Steel Propellers
9.9-15 HP	Black Max	
20-25 HP	Black Max	Vengeance
25-30 HP 4-stroke	Black Max, Spitfire	Vengeance
40-60 HP (incl. 4-stroke)	Black Max, Spitfire	Vengeance, Trophy Sport
75-115 HP	Black Max, Spitfire	Vengeance, Laser II, Trophy Plus, SpitFire X7
135-300 HP	Black Max, Spitfire	High Five, Tempest, Fury, Eertia

Fiberglass

to 14' (4.3m)

Model/Horsepower	Aluminum Propellers	Stainless Steel Propellers
9.9-15 HP	Black Max	
20-25 HP	Black Max	Vengeance
25-30 HP 4-stroke	Black Max, Spitfire	Vengeance

Fiberglass Runabout and Inflatable RIB

14'-17' (4.3-5.2m)(closed deck or bowrider, same hull...)

Model/Horsepower	Aluminum Propellers	Stainless Steel Propellers
30-60 HP (incl. 4-stroke)	Black Max, Spitfire	Vengeance, Trophy Sport
75-125 HP	Black Max, Spitfire	Vengeance, Laser II, Trophy Plus, SpitFire X7
135-150 HP	Black Max, Spitfire	Vengeance, High Five, Eertia

Fiberglass Fish-Type

14'-17' (4.3-5.2m) (fish & ski, side console, center console)

Model/Horsepower	Aluminum Propellers	Stainless Steel Propellers
30-60 HP (incl. 4-stroke)	Black Max, Spitfire	Vengeance, Trophy Sport
75-115 HP	Black Max, Spitfire	Vengeance, Laser II, Trophy Plus, SpitFire X7
135-225 HP	Black Max, Spitfire	High Five, Eertia, Tempest, Fury

Fiberglass Bass

14'-17' (4.3-5.2m)

Model/Horsepower	Aluminum Propellers	Stainless Steel Propellers
30-60 HP (incl. 4-stroke)	Black Max, Spitfire	Vengeance, Trophy Sport
75-115HP	Black Max, Spitfire	Vengeance, Laser II, Trophy Plus, SpitFire X7
135-225 HP	Black Max, Spitfire	Trophy Plus, Tempest Plus, High Five, Fury, Fury 4

Fiberglass Runabout and Inflatable RIB

17'-21' (5.2-6.4m) (closed deck or bowrider, same hull . . .)

Model/Horsepower	Aluminum Propellers	Stainless Steel Propellers
60 4-stroke BigFoot	Black Max, Spitfire	Vengeance
75-125 HP	Black Max, Spitfire	Vengeance, Laser II, SpitFire X7
135-300 HP	Black Max, Spitfire	Vengeance, High Five, Eertia

Fiberglass Fish-Type

17'-21' (5.2-6.4m) (fish & ski, side console, center console, cuddy)

Model/Horsepower	Aluminum Propellers	Stainless Steel Propellers
75-125 HP	Black Max, Spitfire	Vengeance, Laser II, Trophy Plus, SpitFire X7
135-300 HP	Black Max, Spitfire	Eertia, Laser II, Tempest Plus, High Five

Fiberglass Bass

17'-21' (5.2-6.4m)

Model/Horsepower	Aluminum Propellers	Stainless Steel Propellers
75-125 HP	Black Max, Spitfire	Vengeance, Laser II, Trophy Plus, SpitFire X7
135-225 HP	Spitfire	Trophy Plus, Tempest Plus, High Five, Fury, Fury 4
250+ HP		Fury, Tempest Plus, Trophy Plus, Fury 4

Fiberglass Fishing

21' + (6.4m+) (side console, center console, cuddy)

Model/Horsepower	Aluminum Propellers	Stainless Steel Propellers
135-300 HP		Eertia, Eertia ECO, Rev 4, Tempest Plus, Mirage Plus

Not all parts listed are available for the European, C.I.S., Africa and Middle East Markets. For more information, please contact your local Mercury, Mariner, MerCruiser or Quicksilver Office.

MERCURY PROPELLER TYPE

Aluminum Pontoon

16'-28' (4.9-8.5m)

Model/Horsepower	Aluminum Propellers	Stainless Steel Propellers
15-30	Black Max	Vengeance
40-60 HP (incl. 4-stroke)	Black Max, Spitfire	Vengeance, Trophy Sport
40-60 HP 4-stroke BigFoot	Black Max, Spitfire Pontoon	Vengeance
75-115 HP	Black Max, Spitfire Pontoon	Vengeance, SpitFire X7
135-300 HP	Black Max	Enertia, Vengeance, Rev 4, Mirage Plus

Fiberglass Deckboat

16'-24' (4.9-7.3m)

Model/Horsepower	Aluminum Propellers	Stainless Steel Propellers
40-60 4-stroke BigFoot	Black Max, Spitfire	Vengeance
75-115 HP	Black Max, Spitfire	Vengeance, Laser II, Trophy Plus, SpitFire X7
135-300HP	Black Max, Spitfire	Vengeance, High Five, Enertia

MERCURY STERNDRIVE PROPELLER SELECTOR CHART

Mercury Propeller selector by family for Sterndrives

Fiberglass Runabout

14'-17' (4.3-5.2m)(closed deck or bowrider, same hull...)

Model/Horsepower	Aluminum Propellers	Stainless Steel Propellers
3.0L	Black Max	Vengeance, High Five
4.3L	Black Max	Vengeance, Laser II, High Five

Fiberglass Runabout

17'-21' (5.2-6.4m) (closed deck or bowrider, same hull . . .)

Model/Horsepower	Aluminum Propellers	Stainless Steel Propellers
3.0L	Black Max	Vengeance
4.3L	Black Max	Vengeance, Laser II, High Five
5.0L	Black Max	Vengeance, Laser II, High Five
5.7L	Black Max	Vengeance, Laser II, High Five

Fiberglass Runabout/Sport Boat

21' + (6.4m+) (side console, center console, cuddy)

Model/Horsepower	Aluminum Propellers	Stainless Steel Propellers
5.7L	Black Max	Vengeance, Mirage Plus, Rev 4
350 Mag		Vengeance, Mirage Plus, Bravo 1, Rev 4
MX 6.2L MPI		Vengeance, Mirage Plus, Bravo 1, Rev 4
8.2L Mag		Vengeance, Mirage Plus, Bravo 1, Rev 4
8.2L Mag HO		Vengeance, Mirage Plus, Bravo 1, Rev 4

Fiberglass Cruiser

21' + (6.4m+)

Model/Horsepower	Aluminum Propellers	Stainless Steel Propellers
4.3L	Black Max	Vengeance, High Five
5.0L	Black Max	Vengeance, High Five
5.7L	Black Max	Enertia, Vengeance, Mirage Plus, Rev 4
350 Mag		Enertia, Vengeance, Mirage Plus, Rev 4
MX 6.2L MPI		Enertia, Vengeance, Mirage Plus, Rev 4
8.2L Mag		Enertia, Vengeance, Mirage Plus, Rev 4
8.2L Mag HO		Enertia, Vengeance, Mirage Plus, Rev 4

Fiberglass Deckboat

16'-24' (4.9-7.3m)

Model/Horsepower	Aluminum Propellers	Stainless Steel Propellers
3.0L	Black Max	Vengeance, High Five
4.3L	Black Max	Vengeance, High Five
5.0L	Black Max	Vengeance, High Five
5.7L	Black Max	Vengeance, Mirage Plus, High Five, Rev 4
350 Mag		Vengeance, Mirage Plus, Rev 4
MX 6.2L MPI		Vengeance, Mirage Plus, Rev 4
8.2L Mag		Vengeance, Mirage Plus, Rev 4
8.2L Mag HO		Vengeance, Mirage Plus, Rev 4

CLEAR MACHETE

CLEAR MACHETE PROPELLER



48-MAF12406T
10 X 3 1/2 RH Plastic 2 BL

SPITFIRE

Introducing the Spitfire - the world's first performance aluminum propeller. Do you want to take your boats performance to the next level? The Spitfire provides 16-25% faster acceleration, superior holding with no penalty in top speed vs. a comparable 3 blade aluminum propeller.

Hub Application:

- For 25-30 HP 4-Stroke outboards (Flo-Torq I)
- 40-60 HP standard gearcase outboards (Flo-Torq Reflex)
- 40 Bigfoot - 300 HP (Flo-Torq II)

If engine RPM is appropriate with 3-blade prop, replace with the same pitch Spitfire propeller.

RH only



SPITFIRE 25-30 HP

25-30 HP 4-Stroke outboards 2006 and newer Flo-Torq I Rubber Hub.

SPITFIRE PROPELLER



48-8M8026650

9.3 X 9.5P RH AL 4 BL

48-8M8026655

9.3 X 11 RH AL 4 BL

SPITFIRE 40-60 HP

25 HP BigFoot, 30 HP 4- Stroke (2005 and earlier) 40-60 HP 2-stroke and 4-Stroke outboards.

Equipped with Flo-Torq Reflex Hub system to eliminate clutch rattle.

SPITFIRE PROPELLER



48-8M8026620

10.6 X 11 RH AL 4 BL

48-8M8026625

10.6 X 12 RH AL 4 BL

48-8M8026630

10.3 X 13 RH AL 4 BL

48-8M8026635

10.1 X 14 RH AL 4 BL

48-8M8026640

10.1 X 15 RH AL 4 BL

SPITFIRE 40 BIGFOOT - 125 HP

For 40-60 HP Bigfoot 4-strokes, 75-125 HP 2 and 4-Stroke outboards.

10-13 Pitch propellers are designed for to provide superior holding and lift for pontoon boats.

Equipped with Flo-Torq II hub system.

SPITFIRE PONTOON PROPELLER



48-8M8026555

13.8 X 10 RH AL 4 BL

48-8M8026560

13.8 X 11 RH AL 4 BL

48-8M8026570

13.8 X 13 RH AL 4 BL

SPITFIRE PROPELLER



48-8M8026580

13.4 X 15 RH AL 4 BL

48-8M8026590

13.0 X 17 RH AL 4 BL

48-8M8026600

12.5 X 19 RH AL 4 BL

MERCURY PROPELLER TYPE

SPITFIRE 90 CT-300 HP, MERCUISER ALPHA/ BRAVO I

The SpitFire is now available in 90 CT - 300 HP outboards and Alpha/Bravo I sterndrives, making it the world's first aluminum performance propeller for these applications. The new 4-blade SpitFire provides 16%+ better holeshot times with no loss in top end speed vs. comparable pitched 3-blade aluminum propellers. For 90+ HP CT 4-Stroke outboards and Alpha and Bravo I sterndrives

Equipped with Flo-Torq II hub system

SPITFIRE CT PROPELLER



48-8M0084491

14 X 12 RH AL 4 BL

48-8M0084493

14 X 14 RH AL 4 BL

SPITFIRE PROPELLER

48-8M0084494

14 X 17 RH AL 4 BL

48-8M0084495

14 X 19 RH AL 4 BL

48-8M0084496

14 X 21 RH AL 4 BL

48-8M0084497

14 X 23 RH AL 4 BL

BLACK MAX

For good overall performance and value, the Black Max is your prop. The Black Max aluminum propellers are standard equipment on most boats with Mercury/Mariner/MerCruiser power. Recommended for use on boats with up to 250 Hp and with a top speed of less than 50MPH. Pontoon style props available - see Black Max XC.

For all and Alpha and Bravo One sterndrives
High quality die-cast 3 or 4 blade aluminum
Attractive and durable high-gloss Phantom Black finish
Easy to maintain & repair.

MERCURY BLACK MAX

BLACK MAX MERCURY/MARINER 2.5-3.5 HP

BLACK MAX PROPELLER



48-815083A01

7 3/8 X 6 RH Plastic 3 BL

48-815083A02

7 3/8 X 7 RH Plastic 3 BL

BLACK MAX MERCURY/MARINER 4-5 HP, 4-6 HP FS

Equipped with Flo-Torq I rubber hub

BLACK MAX PROPELLER



48-812949A02

7.8 X 7 RH Alum 3 BL

48-812950A02

7.8 in. dia. x 8 in. pitch RH Alum 3 blade

48-812951A02

8 3/8 X 6 RH Alum 3 BL High Thrust.

BLACK MAX MERCURY/MARINER 6-15 HP, 9.9-15 HP FS

9.9 HP (4-stroke) 2004 model year and earlier only.

15 HP (4-stroke) 2007 model year and earlier only.
Equipped with Flo-Torq I rubber hub

BLACK MAX PROPELLER



48-828158A12

9 X 10 1/2 RH Alum 3 BL

48-828156A12

9 X 9 RH Alum 3 BL

48-828154A12

9 X 8 RH Alum 3 BL

48-828152A12

9 1/4 X 7 RH Alum 3 BL

48-828150A12

9 3/4 X 6 1/2 RH Alum 3 BL

BLACK MAX MERCURY/MARINER 8/9.9 HP 4-STROKE

8/9.9 (4-Stroke) Model year 2005 and newer.
Standard gearcase.
Precision Rigging Eligible

BLACK MAX PROPELLER



48-897610A10

8.9 X 6.5 Pitch RH Aluminum 3 blade

48-897614A10

8.9 X 7.5 Pitch RH Aluminum 3 blade

48-897618A10

8.9 X 8.5 Pitch RH Aluminum 3 blade

BLACK DIAMOND KICKER PROPELLER



48-812954A10

8.7 x 5, RH 4 Blade

BLACK MAX MERCURY/MARINER 9.9 BF 15/20 HP (4-STROKE)

9.9 HP Bigfoot Model year 2005 and newer.
15/20 HP Model year 2008 and newer.
Precision Rigging Eligible

BLACK MAX PROPELLER



48-897748A11

9.5 x 8" pitch RH Alum 3 BL

48-897750A11

9.25 x 9" pitch RH Alum 3 BL

48-897752A11

9.25 x 10" pitch RH Alum 3 BL

48-897754A11

9.25 x 11.5 pitch RH Alum 3 BL

BLACK MAX KICKER PROPELLER



48-812950A10

- BLACK - 10 in. dia. X 7 in. pitch RH Aluminum 4 blade.

48-812948A10

- SILVER - 10 in. dia. X 7 in. pitch RH Aluminum 4 blade.

BLACK MAX MERCURY/MARINER 9.9-15 BF FS 20-25 HP

Equipped with Flo-Torq I rubber hub
9.9 Bigfoot - Model year 2004 and earlier only.
20-25HP Classic 2-Stroke

BLACK MAX PROPELLER



48-19640A40

10.375 X 13 RH Alum 3 BL

MERCURY PROPELLER TYPE

48- 19639A40

10 3/8 X 12 RH Alum 3 BL

48- 19638A40

10 3/8 X 11 RH Alum 3 BL

48- 19636A10

10 3/8 X 9 1/2 RH Alum 3 BL

BLACK MAX MERCURY/MARINER 25/30 HP FS

Model year 2006 and Newer (4-Stroke)

BLACK MAX PROPELLER



48- 896890A10

10" dia. X 8" Pitch RH Aluminum 3 blade

48- 896892A40

9.75 X 9.5 Pitch RH Aluminum 3 blade

48- 896896A40

9.5 X 11" Pitch RH Aluminum 3 blade

48- 896900A40

9.25 X 12.5" Pitch RH Aluminum 3 blade

BLACK MAX MERCURY/MARINER 25-30 BF FS, 30-40 TS/FS, 50-60 TS/FS

25 HP BigFoot and & 30 HP 4-stroke (2005 model year and earlier) 40-60 2-Stroke and 4-Stroke. Equipped with Flo-Torq Reflex Hub system.

BLACK MAX PROPELLER



48- 73144A45

10 X 17 RH Alum 3 BL

48- 73142A45

10 X 16 RH Alum 3 BL

48- 73140A45

10 1/8 X 15 RH Alum 3 BL

48- 73138A45

10 1/4 X 14 RH Alum 3 BL

48- 816706A45

10 3/8 X 14 RH Alum 3 BL

48- 816704A45

10 1/2 X 13 RH Alum 3 BL

48- 73136A45

10 3/8 X 13 RH Alum 3 BL

48- 73134A45

10 5/8 X 12 RH Alum 3 BL

48- 816702A45

10 3/4 X 12 RH Alum 3 BL

48- 85632A45

10 7/8 X 11 RH Alum 3 BL

48- 42740A45

12 X 10 1/2 RH Alum 3 BL

48- 827312A45

11 5/8 X 10 1/2 RH Alum 3 BL

48- 73132A45

11 1/4 X 10 RH Alum 3 BL

48- 87818A45

12 1/4 X 9 RH Alum 3 BL

48- 42738A45

12 1/2 X 8 RH Alum 3 BL

48- 42738CP1

12 1/2 X 8 RH Alum 3 BL Extra Cup

BLACK MAX MERCURY/MARINER 40-60 BIGFOOT (4.25 IN.) FOURSTROKE

BLACK MAX PROPELLER



48- 8M0151359

13 3/4 X 15 RH Alum 3 BL

48- 8M0151357

14 X 13 RH Alum 3 BL

48- 8M0151355

14 X 11 RH Alum 3 BL

48- 8M0151353

14 X 10 RH Alum 3 BL

48- 8M0151352

14 X 9 RH Alum 3 BL

BLACK MAX MERCURY/MARINER 40-60 HP BF FS, 75-125 HP

BLACK MAX PROPELLER



48- 77350A45

12 1/2 X 23 RH Alum 3 BL

48- 77348A45

12 3/4 X 21 RH Alum 3 BL

48- 77346A45
13 X 19 RH Alum 3 BL
48- 77344A45
13 1/4 X 17 RH Alum 3 BL
48- 854360A45
13 1/4 X 16 RH Alum 3 BL
48- 77342A45
13 3/4 X 15 RH Alum 3 BL
48- 854352A45
13 7/8 X 14 RH Alum 3 BL
48- 77340A45
14 X 13 RH Alum 3 BL
48- 8M0151358
14 X 13 RH Alum 3 BL - Extra Cup - Equipped with Flo-Torq III
48- 8M0151356
14 x 11 RH Alum 3 BL - Extra Cup - Equipped with extra cup & Flo-Torq III
48- 77338A45
14 X 11 RH Alum 3 BL
48- 854342A45
14 X 10 RH Alum 3 BL
48- 8M0151354
14 X 10 RH Alum 3 BL - Extra Cup - Equipped with Flo-Torq III
48- 854340A45
14 X 9 RH Alum 3 BL

BLACK MAX MERCURY/MARINER 135-300, MERCUISER ALPHA/BRAVO I

BLACK MAX PROPELLER



48- 832834A45
14 X 23 RH Alum 3 BL
48- 832832A45
14 1/4 X 21 RH Alum 3 BL
48- 832830A45
14 1/2 X 19 RH Alum 3 BL
48- 11324A45
15 1/2 X 18 RH Alum 3 BL
48- 832828A45
15 X 17 RH Alum 3 BL
48- 16440A45
16 X 16 RH Alum 3 BL
48- 78116A45
15 1/4 X 15 RH Alum 3 BL
48- 78116CP1
15 1/4 X 15 RH Alum 3 BL
48- 16438A45
16 X 14 RH Alum 3 BL
48- 16438CP1
16 X 14 RH Alum 3 BL
48- 78114A45
16 X 13 RH Alum 3 BL
48- 78114CP1
16 X 13 RH Alum 3 BL

48- 16436A45
16 X 12 RH Alum 3 BL
48- 16436CP1
16 X 12 RH Alum 3 BL
48- 78112A45
16 X 11 RH Alum 3 BL
78112CP1
16 X 11 RH Alum 3 BL

ALPHA 4

Note: The Alpha 4 propeller is being discontinued.

Mercury recommends the 4-blade SpitFire propeller as the aluminum option for 90 CT - 150 outboards and Sterndrive applications. When transitioning to a SpitFire, increase 1" of pitch from the Alpha 4.

ENERTIA

Enertia, a revolutionary product that will measurably improve acceleration and top speed on many deep vee boats powered by high-horsepower outboards. Enertia has also been proven to increase the overall performance of runabouts and pontoons. The Enertia is the first propeller to utilize the added strength and durability of the new X7 alloy. This patented new alloy allowed Mercury's Propeller Engineers to develop a propeller design that far surpasses the limits of conventional stainless steel. The X7 alloy is 30% stronger and 4 times more durable than conventional stainless steel.

Typical benefits of this new design include:

- Better Acceleration and top end speed.
- Thin blades and higher rake angles for increased efficiency.
- Stays hooked up; fewer blow outs while cornering
- Keeps boats on plane at slower speeds

The 11-15P Enertia is the perfect match for 90/115 hp CT and 150+ hp pontoon and tritoon applications. Enertia is available in one inch pitch increments to dial in the ultimate performance of today's high horsepower outboards.

Equipped with Flo-Torq II Hub Kit 835257K 1

Equipped with PVS - Performance Vent System solid fittings.



ENERTIA PROPELLER



48- 8M0151245
13.5 x 22 RH SS 3 BL
48- 8M0151243
13.8 x 21 RH SS 3 BL
48- 8M0151242
13.8 x 21 LH SS 3 BL

Not all parts listed are available for the European, C.I.S., Africa and Middle East Markets.
For more information, please contact your local Mercury, Mariner, MerCruiser or Quicksilver Office.

MERCURY PROPELLER TYPE

48-8M0151241
13.75 x 20 RH SS 3 BL
48-8M0151239
14 x 19 RH SS 3 BL
48-8M0151238
14 x 19 LH SS 3 BL
48-8M0151237
14.2 x 18 RH SS 3 BL
48-8M0151235
14.5 x 17 RH SS 3 BL
48-8M0151234
14.5 x 17 LH SS 3 BL
48-8M0151233
14.7 x 16 RH SS 3 BL
48-8M0151231
15 x 15 RH SS 3 BL
48-8M0151230
15 x 15 LH SS 3 BL
48-8M0151229
15.3 x 14 RH SS 3 BL
48-8M0151228
15.3 x 14 LH SS 3 BL
48-8M0151227
15.6 x 13 RH SS 3 BL
48-8M0151226
15.6 x 13 LH SS 3 BL
48-8M0151225
16.0 x 11 RH SS 3 BL
48-8M0151224
16.0 x 11 LH SS 3 BL

ENERTIA ECO

The Enertia ECO, a pioneering propeller that will significantly improve fuel economy at cruising speeds on high horse-powered boats running with 200+ HP. Ideal for long distance running center consoles, the Enertia ECO's large diameter and high progressive rake provide additional bow lift reducing boat drag. While saving money at cruising speeds, the Enertia ECO shows no compromise in performance, sporting the class leading performance inherent to all Mercury Propellers.

Benefits of the Enertia ECO:

- 10%+ gains in fuel economy at cruising speeds
- No Compromise in performance
- Smoother ride as it provides additional bow lift
- Superior durability with Mercury's X7 Alloy
- Eligible to be used with Mercury's Joystick Piloting for outboards

Equipped with PVS – Performance Vent System solid fittings included

Left and right-hand rotation, 17 – 23 Pitch in 1" increments

Approved for use with Joystick Piloting

Now also available with the Flo-Torq SSR HD Hub Kit for engines with 1.25" propeller shafts

Both the option of ordering with a Flo-Torq II (835257K6) or a Flo-Torq SSR HD (8M0101601) is available - see part numbers below



ENERTIA ECO PROPELLER



48-8M0040404
16 X 23 RH SS 3 BL
48-8M0040405
16 X 23 LH SS 3 BL
48-8M0040408
16 X 22 RH SS 3 BL
48-8M0040409
16 X 22 LH SS 3 BL
48-8M0040402
16 X 21 RH SS 3 BL
48-8M0040403
16 X 21 LH SS 3 BL
48-8M0040406
16 X 20 RH SS 3 BL
48-8M0040407
16 X 20 LH SS 3 BL
48-8M0040400
16 X 19 RH SS 3 BL
48-8M0040401
16 X 19 LH SS 3 BL
48-8M0040396
16 X 18 RH SS 3 BL
48-8M0040397
16 X 18 LH SS 3 BL
48-8M0040398
16 X 17 RH SS 3 BL
48-8M0040399
16 X 17 LH SS 3 BL
ENERTIA ECO WITH FLO-TORQ SSR HD
48-8M0127053
16 X 23 RH SS 3 BL
48-8M0127052
16 X 23 LH SS 3 BL
48-8M0127051
16 X 22 RH SS 3 BL
48-8M0127050
16 X 22 LH SS 3 BL
48-8M0127049
16 X 21 RH SS 3 BL
48-8M0127048
16 X 21 LH SS 3 BL
48-8M0127047
16 X 20 RH SS 3 BL
48-8M0127046
16 X 20 LH SS 3 BL
48-8M0127045
16 X 19 RH SS 3 BL
48-8M0127044
16 X 19 LH SS 3 BL
48-8M0127043
16 X 18 RH SS 3 BL

48-8M0127042

16 X 18 LH SS 3 BL

48-8M0127041

16 X 17 RH SS 3 BL

48-8M0127040

16 X 17 LH SS 3 BL

REVOLUTION 4

The Revolution 4 stainless steel propeller turns high horsepower into performance for single through quint center consoles, bay, walleye, pontoon, and sportboats.

Improves holeshot and mid-range acceleration while achieving exceptional speed.

Equipped with PVS – Performance Vent System solid fittings included

If RPM's are at the upper end of the range with a 3-blade prop, use a Revolution 4 of the same pitch. If the RPM's are at the mid to low end of the RPM range with a 3-blade prop, use a Revolution 4 of the next lower pitch.

Right and left-hand rotation, 15" - 25" pitch

Approved for use with Joystick Piloting

Now also available with the Flo-Torq SSR HD Hub Kit for engines with 1.25" propeller shafts

Both the option of ordering with a Flo-Torq II (835257K6) or a Flo-Torq SSR HD (8M0101601) is available - see part numbers below



REVOLUTION 4 PROPELLER



48-857032A46

14.625 x 25 RH SS 4 BL

48-857033A46

14.625 x 25 LH SS 4 BL

48-857030A46

14 5/8 X 23 RH SS 4 BL

48-857031A46

14 5/8 X 23 LH SS 4 BL

48-857028A46

14 5/8 X 21 RH SS 4 BL

48-857029A46

14 5/8 X 21 LH SS 4 BL

48-8M0070052

14 5/8 X 20 RH SS 4 BL

48-8M0070051

14 5/8 X 20 LH SS 4 BL

48-857026A46

14 5/8 X 19 RH SS 4 BL

48-857027A46

14 5/8 X 19 LH SS 4 BL

48-8M0137906

14 3/5 X 18 RH SS 4 BL

48-8M0137907

14 3/5 X 18 LH SS 4 BL

48-857024A46

14 5/8 X 17 RH SS 4 BL

48-857025A46

14 5/8 X 17 LH SS 4 BL

48-857022A46

14-5/8 x 15 RH SS 4 BL

48-8M0064449

14-5/8 x 15 LH SS 4 BL

REVOLUTION 4 WITH FLO-TORQ SSR HD

48-8M0127039

14 5/8 X 25 RH SS 4 BL

48-8M0127038

14 5/8 X 25 LH SS 4 BL

48-8M0127037

14 5/8 X 23 RH SS 4 BL

48-8M0127036

14 5/8 X 23 LH SS 4 BL

48-8M0127035

14 5/8 X 21 RH SS 4 BL

48-8M0127034

14 5/8 X 21 LH SS 4 BL

48-8M0127033

14 5/8 X 20 RH SS 4 BL

48-8M0127032

14 5/8 X 20 LH SS 4 BL

48-8M0127031

14 5/8 X 19 RH SS 4 BL

48-8M0127030

14 5/8 X 19 LH SS 4 BL

48-8M0137924

14 .6 X 18 RH SS 4 BL

48-8M0137925

14.6 X 18 LH SS 4 BL

48-8M0127029

14 5/8 X 17 RH SS 4 BL

48-8M0127028

14 5/8 X 17 LH SS 4 BL

48-8M0127027

14 5/8 X 15 RH SS 4 BL

48-8M0127026

14 5/8 X 15 LH SS 4 BL

MERCURY PROPELLER TYPE

FURY 4

The Fury 4 is a proven propeller designed to be the quickest accelerating and fastest running propeller on heavily weighted bass boats for both the tournament angler as well as the every day fisherman using 200+ horsepower outboards.

In addition to utilizing the added strength and durability of the Mercury's proprietary X7 alloy, the Fury 4 contains 8 PVS holes (2 per blade) to allow optimal holeshot customization.

Fury 4 is available in 24, 25, and 26 pitch to dial in the ultimate performance of today's high horsepower bass boats. The same pitch is recommended if the current Tempest Plus or Fury allows the boat to operate in the desired RPM range.

With 2-stroke applications, all 8 PVS holes are recommended to be open. Additional PVS plugs are included.

Now also available with the Flo-Torq SSR HD Hub Kit for engines with 1.25" propeller shafts

Both the option of ordering with a Flo-Torq II (835257K6) or a Flo-Torq SSR HD (8M0101601) is available - see part numbers below



FURY 4 PROPELLER



48-8M0114410

14.5 x 26 Pitch RH SS 4 BL

48-8M0114409

14.5 x 25 Pitch RH SS 4 BL

48-8M0114408

14.5 x 24 Pitch RH SS 4 BL

FURY 4 PROPELLER WITH FLO-TORQ SSR HD

48-8M0125102

14.5 x 26 Pitch RH SS 4 BL

48-8M0125101

14.5 x 25 Pitch RH SS 4 BL

48-8M0125100

14.5 x 24 Pitch RH SS 4 BL

FURY

Fury, a revolutionary product that will measurably improve acceleration and top speed on many bass boats powered by 200+ horsepower outboards.

The Fury is Mercury's first bass boat propeller to utilize the added strength and durability of the new X7 alloy. This revolutionary new alloy allowed Mercury's Propeller Engineers to develop a propeller design that far surpasses the limits of conventional stainless steel. The X7 alloy is 30% stronger and 4 times more durable than conventional stainless steel.

Fury is available in 23, 24, 25, 26 and 27 pitch to dial in the ultimate performance of today's high horsepower bass boats. Drop 1 inch of pitch if running with extreme weight added to the boat that results in a reduction of RPM/Speed.

PVS Enabled - Comes standard with plugs removed for best performance

Now also available with the Flo-Torq SSR HD Hub Kit for engines with 1.25" propeller shafts

Both the option of ordering with a Flo-Torq II (835257K6) or a Flo-Torq SSR HD (8M0101601) is available - see part numbers below



FURY PROPELLER



48-8M8023180

14 x 27 Pitch RH SS 3 BL

48-8M8023160

14 x 26 Pitch RH SS 3 BL

48-8M8023140

14 x 25 Pitch RH SS 3 BL

48-8M8023120

14 x 24 Pitch RH SS 3 BL

48-8M8023100

14 X 23 Pitch RH SS 3 BL

FURY PROPELLER WITH FLO-TORQ SSR HD

48-8M0125098

14 x 26 Pitch RH SS 3 BL

48-8M0125097

14 x 25 Pitch RH SS 3 BL

48-8M0125096

14 x 24 Pitch RH SS 3 BL

48-8M0125095

14 X 23 Pitch RH SS 3 BL

BRAVO I

The best just keeps getting bigger and better! High horsepower boats need high-output propellers and the Bravo I 4-blade stainless steel propellers are the original equipment on more go-fast boats than any other props!

For high-performance, high drive height, outboard and sterndrive applications. Excellent speed and handling, great for stepped hulls and cats. Moving from a 3-blade to the Bravo I, drop down one inch in pitch (22" Bravo I for 23" 3-blade Mirage)

A45 series equipped with 835257K6, A55 with 835258K2

22" to 36" Left-hand and right-hand rotation
34P & 36P are being NLA'd, limited quantities are available



BRAVO I PROPELLER



- 48-832124A55
15 1/4 X 36 RH SS 4 BL (Solid Hub)
- 48-832123A55
15 1/4 X 36 LH SS 4 BL (Solid Hub)
- 48-832122A55
15 1/4 X 34 RH SS 4 BL (Solid Hub)
- 48-832121A55
15 1/4 X 34 LH SS 4 BL (Solid Hub)
- 48-831920A55
15 1/4 X 32 RH SS 4 BL (Solid Hub)
- 48-831919A55
15 1/4 X 32 LH SS 4 BL (Solid Hub)
- 48-831918A55
15 1/4 X 30 RH SS 4 BL (Solid Hub)
- 48-831917A55
15 1/4 X 30 LH SS 4 BL (Solid Hub)
- 48-831916A55
15 1/4 X 28 RH SS 4 BL (Solid Hub)
- 48-831915A55
15 1/4 X 28 LH SS 4 BL (Solid Hub)
- 48-831914A45
15 1/4 X 26 RH SS 4 BL
- 48-831914A55
15 1/4 X 26 RH SS 4 BL (Solid Hub)
- 48-831913A45
15 1/4 X 26 LH SS 4 BL
- 48-831913A55
15 1/4 X 26 LH SS 4 BL (Solid Hub)
- 48-831912A45
15 1/4 X 24 RH SS 4 BL
- 48-831912A55
15 1/4 X 24 RH SS 4 BL (Solid Hub)

- 48-831911A45
15 1/4 X 24 LH SS 4 BL
- 48-831911A55
15 1/4 X 24 LH SS 4 BL (Solid Hub)
- 48-831910A45
15.25 X 22 RH SS 4 BL
- 48-831910A55
15 1/4 X 22 RH SS 4 BL (Solid Hub)
- 48-831909A45
15 1/4 X 22 LH SS 4 BL
- 48-831909A55
15 1/4 X 22 LH SS 4 BL (Solid Hub)

MAXIMUS

This 5-blade performance propeller is ideally suited to push large aerated, vee-bottom performance hulls and offshore boats equipped with MerCruiser 496 HO, Mercury Racing 500+ horsepower engines coupled to Bravo One, Bravo One XZ or XR sterndrives. Available in limited pitch range, the Maximus is available in 26" - 34" L/H & R/H (2" pitch increments). In general if RPM's are at the upper end of the engines range run two inches of pitch less than the Bravo I 4-blade propeller-example if runnigh 34" stock Bravo I try running 32" stock Maximus.

Available with Flo -Torq II SS HD Hub kit for Bravo One XZ/XR and Bravo XR Sport Master (A65 series)

5 Blades for awesome planing performance higher mid-range cruising and equal or better top end speeds over 4 blades



MAXIMUS PROPELLER



- 48-889973A65
15 5/8 X 34 LH SS 5 BL Equipped with 1 1/4" HD SS Hub Kit
- 48-889972A65
15 5/8 X 34 RH SS 5 BL Equipped with 1 1/4" HD SS Hub Kit
- 48-889971A65
15 5/8 X 32 LH SS 5 BL Equipped with 1 1/4" HD SS Hub Kit
- 48-889970A65
15 5/8 X 32 RH SS 5 BL Equipped with 1 1/4" HD SS Hub Kit
- 48-889969A65
15.625 X 30 LH SS 5 BL Equipped with 1.25 inch HD SS Hub Kit
- 48-889968A65
15 5/8 X 30 RH SS 5 BL Equipped with 1 1/4" HD SS Hub Kit
- 48-889967A65
15 5/8 X 28 LH SS 5 BL Equipped with 1 1/4" HD SS Hub Kit
- 48-889966A65
15 5/8 X 28 RH SS 5 BL Equipped with 1 1/4" HD SS Hub Kit
- 48-889965A65
15 5/8 X 26 LH SS 5 BL Equipped with 1 1/4" HD SS Hub Kit

Not all parts listed are available for the European, C.I.S., Africa and Middle East Markets.
For more information, please contact your local Mercury, Mariner, MerCruiser or Quicksilver Office.

MERCURY PROPELLER TYPE

48-889964A65

15 5/8 X 26 RH SS 5 BL Equipped with 1 1/4" HD SS Hub Kit

48-889975A65

15 5/8 X 24 LH SS 5 BL Equipped with 1 1/4" HD SS Hub Kit

48-889974A65

15 5/8 X 24 RH SS 5 BL Equipped with 1 1/4" HD SS Hub Kit

SPITFIRE X7 40 CT - 115 HP STANDARD

SpitFire X7, a new stainless steel propeller designed to increase speed and acceleration on all boat types with mid-range outboards. The SpitFire X7 is the first propeller for 40 hp CT - 115 hp outboards manufactured with Mercury's proprietary X7 Stainless Steel Alloy, providing additional strength and durability.

Like the aluminum SpitFire, the stainless steel SpitFire X7's small diameter generates unmatched acceleration while the aggressive blade design and cup create exceptional speed and holding.

For 40-60 HP CT 4-Stroke and 75-115 HP standard 2 and 4-Stroke outboards (Flo-Torq II)

If RPM is appropriate with the current 3-blade prop, replace with the same pitch.

13" - 21" pitch RH only

Equipped with Flo-Torq II hub system.



SPITFIRE X7 PROPELLER



48-8M005551

12.7 X 21 RH X7 4 BL

48-8M005550

12.7 X 19 RH X7 4 BL

48-8M005549

13 X 17 RH X7 4 BL

48-8M005548

13.5 X 15 RH X7 4 BL

48-8M005547

14 X 13 RH X7 4 BL

TEMPEST PLUS

Are you ready to move up to the big leagues? If you're serious about speed, take a look at the Tempest Plus. Designed for large heavy bass boats, walleye boats and sport boats with big V-6 outboard power, the Tempest Plus 3-blade stainless steel propeller can take you to the next level fast. 835257K6 hub kit included. Select Optimax Pro XS engines with 1 1/4 shafts require hub kit 840389K06.

For V-6 outboards

Large (14 5/8") diameter for high motor height installations

Great for outboard powered bass, walleye, and bay boats

Aggressive blade geometry for amazing lift

Equipped with PVS Performance Vent System

17" - 27" pitch



TEMPEST PLUS PROPELLER



48-825868A47

14.625 X 27 RH SS 3 BL

48-825874A47

14 5/8 X 26 RH SS 3 BL

48-825866A47

14.625 X 25 RH SS 3 BL

48-825872A47

14 5/8 X 24 RH SS 3 BL

48-825864A47

14.625 X 23 RH SS 3 BL

48-8M8026820

14.625 X 22 RH SS 3 BL

48-825862A47

14.625 X 21 RH SS 3 BL

48-825860A47

14 5/8 X 19 RH SS 3 BL

48-8M8026790

14.625 X 17 RH SS 3 BL

TROPHY PLUS

Want to get your fishing boat on plane fast? Check out the Trophy Plus. The Trophy Plus is legendary for its amazing hole shot and eye-watering acceleration. Its four stainless-steel blades stay hooked up better in tight turns, making for incredible boat handling. For use with mid-range and V-6 Outboards up to 225 HP. 835257K6 hub kit included

17 and 19 Pitch designed for 75-115 HP outboards. Higher pitch propellers designed for 135 -225 HP outboards

Quicker hole shot, great speed, particularly at high engine heights

Dramatically improves handling and reduces steering loads

Made with Mercury's patented X7 Alloy

Equipped with PVS - Performance Vent System

If engine RPM's are good with 3-blade prop, replace with the same pitch Trophy Plus

Small tube hub allows for added exhaust venting over the hub for improved hole shot

If venting is excessive, a seal ring 878421 allows the exhaust to pass through the inner hub.



TROPHY PLUS PROPELLER



- 48-825944A47**
13.75 X 26 RH SS 4 BL
- 48-825942A47**
13 3/4 X 25 RH SS 4 BL
- 48-825940A48**
13 3/4 X 24 RH SS 4 BL
- 48-825938A47**
13 3/4 X 23 RH SS 4 BL
- 48-825934A47**
13 3/4 X 21 RH SS 4 BL
- 48-825932A46**
13 3/4 X 19 RH SS 4 BL
- 48-825930A46**
13 3/4 X 17 RH SS 4 BL

TROPHY SPORT

Do you have a 30-60 HP powered fishing boat? How'd you like to have the great hole shots and speed too? The Trophy Sport 4-blade stainless steel propeller brings out the best in flats, walleye and bass boats, and inflatables.

For 30-60 hp outboards

Fast planing, great speed

Improves handling and reduces steering loads

If engine RPM's are appropriate with 3-blade prop, replace with the same pitch Trophy Sport.

Equipped with Flo-Torq Reflex Hub system to eliminate clutch rattle.

12" - 14" pitch



TROPHY SPORT PROPELLER



- 48-878616A46**
10 5/8 X 14 RH SS 4 BL
- 48-878614A46**
10 5/8 X 13 RH SS 4 BL
- 48-878612A46**
10 5/8 X 12 RH SS 4 BL

HIGHFIVE

If you've thought about trading your runabout for a tow boat, first try the HighFive.

Five blades creates massive amounts of surface area to transfer your engine's power to acceleration. The HighFive also has a loyal following among freshwater fishermen who fish in rough water due to the excellent handling of the 5-blade design - A HighFive will stay hooked up when the going gets rough. The design also makes the HighFive an excellent choice for back trolling.

If engine RPMs are good with a 3-blade prop, replace with same pitch HighFive

Equipped with PVS - Performance Vent System

17" - 23" pitch

Equipped with Flo-Torq II Hub kit 835257K 1



MERCURY PROPELLER TYPE

HIGHFIVE PROPELLER



48-815762A46

13 1/4 X 23 RH SS 5 BL

48-815760A46

13 1/4 X 21 RH SS 5 BL

48-815758A46

13 1/4 X 19 RH SS 5 BL

48-821154A46

13 1/2 X 17 RH SS 5 BL

MIRAGE PLUS

The Mirage Plus 3-blade stainless steel propeller dominates high-horsepower boating with its large diameter and high output blade geometry. From V-6 Outboard offshore fishing boats to Bravo I Sterndrive vee-bottom sport boats, cruisers and race boats, the Mirage Plus does it all quickly.

Equipped with Flo-Torq II Hub kit 835257K1(A46)

-The Flo-Torq II SS (Solid) Hub kit 835258K 2 is available for separate purchase

-The Flo-Torq II 1 1/4" HD SS (Solid) Hub kit 840389K06 is available for separate purchase

For outboards over 150 HP on offshore fishing boats, Bay boats and V-bottom sportboats

For V-8 single or dual Bravo One and TRS sterndrives

Specifically designed to handle high horsepower

Improves acceleration and top speed on many boats

Equipped with PVS - Performance Vent System solid fittings installed for outboard applications replace with medium fittings

Left-hand and right-hand rotation

13" - 27" pitch

MERCURY MARINE
MIRAGE
plus

MIRAGE PLUS PROPELLER



48-18280A46

14 3/8 X 27 RH SS 3 BL

48-18281A46

14 3/8 X 27 LH SS 3 BL

48-13706A46

14 1/2 X 25 RH SS 3 BL

48-13704A46

14 5/8 X 23 RH SS 3 BL

48-13705A46

14 5/8 X 23 LH SS 3 BL

48-13702A46

14 3/4 X 21 RH SS 3 BL

48-13703A46

14 3/4 X 21 LH SS 3 BL

48-13700A46

15.25 X 19 RH SS 3 BL

48-13701A46

15 1/4 X 19 LH SS 3 BL

48-889620A46

15 3/8 X 18 RH SS 3 BL

48-889619A46

15 3/8 X 18 LH SS 3 BL

48-18278A46

15 1/2 X 17 RH SS 3 BL

48-90159A46

15 1/2 X 17 LH SS 3 BL

48-19838A46

15 3/4 X 15 RH SS 3 BL

48-19841A46

15 3/4 X 15 LH SS 3 BL

48-826072A46

16 X 13 RH SS 3 BL

VENGEANCE

The Vengeance three-blade stainless steel propeller is an excellent choice for the boater who wants to upgrade from an aluminum prop. The Mercury Vengeance is a fine propeller for outstanding durability and good overall performance on most outboard and sterndrive powered boats.

For all outboards and Alpha and Bravo One sterndrives

Better acceleration and handling than 3 blade aluminum

Over 5 times more durable than an aluminum prop

Proven blade design

L/H and R/H 9.5" - 21" pitch

40-60 HP are equipped with Flo-Torq Reflex Hub System

40HP BigFoot and up are equipped with Flo-Torq II Hub kit 835257K 1

MERCURY MARINE
VENGEANCE

**VENGEANCE MERCURY/MARINER 9.9-15 BF FS,
20-25 HP**

9.9 Bigfoot - Model year 2004 and earlier only.
20-25HP Classic 2-Stroke

VENGEANCE PROPELLER



48- 19644A 5

10 3/8 X 13 RH SS 3 BL

**VENGEANCE MERCURY/MARINER 25/30 HP 4-
STROKE**

VENGEANCE PROPELLER



48- 899818A05

9.8" dia. X 9.5" Pitch RH Stainless Steel 3 blade

48- 899820A05

9.5" dia. X 11" Pitch RH Stainless Steel 3 blade

**VENGEANCE MERCURY/MARINER 25-30 BF FS,
30-40 TS/FS, 50-60 TS/FS**

Equipped with Flo-Torq Reflex hub
25 HP Bigfoot - Model year 2005 and earlier only.
30-60 HP 2-Stroke and 4-Stroke

VENGEANCE PROPELLER



48- 855862A46

10 1/4 X 15 RH SS 3 BL

48- 855860A46

10 3/8 X 14 RH SS 3 BL

48- 855858A46

10 1/2 X 13 RH SS 3 BL

48- 855856A46

11 X 12 RH SS 3 BL

48- 823478A46

11 5/8 X 11 RH SS 3 BL

**VENGEANCE MERCURY/MARINER 40-60 BF, 75-125
TS/FS**

Equipped with Flo-Torq II 835257K1
Note: 8M0113150 is equipped with Flo-Torq III 835257K9

VENGEANCE PROPELLER



48- 16988A46

13 X 18 RH SS 3 BL

48- 16986A46

13 1/8 X 16 RH SS 3 BL

48- 854354A46

13 1/4 X 15 RH SS 3 BL

48- 17314A46

13 3/8 X 14 RH SS 3 BL

48- 17312A46

14 X 12 RH SS 3 BL

VENGEANCE PROPELLER



48- 8M0113150

14 X 12 RH SS 3BL

VENGEANCE PROPELLER



48- 17310A46

14 X 10 RH SS 3 BL

MERCURY PROPELLER TYPE

VENGEANCE MERCURY/MARINER 135-300, MERCUISER ALPHA & BRAVO I

Equipped with Flo-Torq II 835257K1

VENGEANCE PROPELLER



48- 16318A46

13 3/4 X 21 RH SS 3 BL

48- 16316A46

14 X 19 RH SS 3 BL

48- 16317A46

14 X 19 LH SS 3 BL

48- 16314A46

14 1/2 X 17 RH SS 3 BL

48- 16315A46

14 1/2 X 17 LH SS 3 BL

48- 16312A46

14 1/2 X 15 RH SS 3 BL

LASER II

The Laser II is Mercury's Performance 3 blade propeller for freshwater fishing boats with 75-125 HP outboards. The Laser II features thin, high-rake stainless steel blades for outstanding bow lift.

NOTE: Laser II Propellers for 135 HP and up outboards and sterndrives have been discontinued. Mercury Marine recommends replacing these propellers with a Tempest Plus propeller of the equivalent pitch.

For outboards 75-125 HP
High-rake design for lots of lift
Thin blades to reduce drag
Equipped with PVS - Performance Vent System medium fittings
Right-hand rotation
Equipped with Flo-Torq II Hub kit 835257K 1



LASER II MERCURY/MARINER 40-60 BF, 75-125

Equipped with Flo-Torq II 835257K1.

LASER II PROPELLER



48- 16992A46

13 1/2 X 22 RH SS 3 BL

48- 899006A46

13.25 X 21 RH SS 3 BL

48- 16990A46

13.25 X 20 RH SS 3 BL

48- 899004A46

13 1/4 X 19 RH SS 3 BL

BRAVO TWO - ALUMINUM

Our Bravo Two propellers are big and beefy - just like our Bravo Two sterndrive itself. Incredible amounts of blade area for maximum thrust. Large blade area for increased efficiency
Right and left-hand rotation
Equipped with Flo-Torq I rubber hub 43636T
Forward Cupped washer 12-55072
Tab Washer 14-34817
Aft Cupped Washer 12-54738
Prop Nut 11-54034
Forward Thrust Washer 55074T
Aft Washer 12-55073A2
11" - 25" pitch



BLACK DIAMOND BRAVO TWO PROPELLER



48- 8M0078092

17.25 X 25 RH Alum 3 BL

48- 8M0078093

17.25 X 25 LH Alum 3 BL

BRAVO TWO PROPELLER



- 48- **18618A40**
- 17 1/2 X 23 RH Alum 3 BL
- 48- **18619A40**
- 17 1/2 X 23 LH Alum 3 BL
- 48- **18616A40**
- 17 3/4 X 21 RH Alum 3 BL
- 48- **18617A40**
- 17 3/4 X 21 LH Alum 3 BL
- 48- **18614A40**
- 18 1/4 X 19 RH Alum 3 BL
- 48- **18615A40**
- 18 1/4 X 19 LH Alum 3 BL

BLACK DIAMOND BRAVO TWO PROPELLER



- 48- **8M0155030**
- 18.75 X 17 RH Alum 3 BL
- 48- **8M0155029**
- 18.75 X 17 LH Alum 3 BL
- 48- **8M0155028**
- 19.25 X 15 RH Alum 3 BL
- 48- **8M0155027**
- 19.25 X 15 LH Alum 3 BL
- 48- **8M0155026**
- 19.5 X 13 RH Alum 3 BL
- 48- **8M0155025**
- 19.5 X 13 LH Alum 3 BL
- 48- **8M0155024**
- 20 X 11 RH Alum 3 BL
- 48- **8M0155023**
- 20 X 11 LH Alum 3 BL

BRAVO TWO - STAINLESS STEEL

Our Bravo Two propellers are big and beefy - just like our Bravo Two sterndrive itself. Incredible amounts of blade area for maximum thrust. Large blade area for increased efficiency
 Right and left-hand rotation
 Equipped with Flo-Torq I rubber hub 43636T
 Forward Cupped washer 12-55072
 Tab Washer 14-34817
 Aft Cupped Washer 12-54738
 Prop Nut 11-54034
 Forward Thrust Washer 55074T
 Aft Washer 12-55073A2
 11" - 25" pitch



BRAVO TWO PROPELLER



- 48- **18620A 6**
- 17.25 X 25 RH SS 3 BL
- 48- **18621A 6**
- 17 1/4 X 25 LH SS 3 BL
- 48- **18618A 6**
- 17 1/2 X 23 RH SS 3 BL
- 48- **18619A 6**
- 17 1/2 X 23 LH SS 3 BL
- 48- **897550A06**
- 19 1/2 x 22 1/2 RH SS 3 BL
- 48- **18616A 6**
- 17 3/4 X 21 RH SS 3 BL
- 48- **18617A 6**
- 17 3/4 X 21 LH SS 3 BL
- 48- **18614A 6**
- 18 1/4 X 19 RH SS 3 BL
- 48- **18615A 6**
- 18 1/4 X 19 LH SS 3 BL
- 48- **18612A 6**
- 18 3/4 X 17 RH SS 3 BL
- 48- **18613A 6**
- 18 3/4 X 17 LH SS 3 BL
- 48- **18610A 6**
- 19 1/4 X 15 RH SS 3 BL
- 48- **18611A 6**
- 19 1/4 X 15 LH SS 3 BL
- 48- **18608A 6**
- 19 1/2 X 13 RH SS 3 BL
- 48- **18609A 6**
- 19 1/2 X 13 LH SS 3 BL
- 48- **18606A 6**
- 20 X 11 RH SS 3 BL

MERCURY PROPELLER TYPE

48-18607A 6

20 X 11 LH SS 3 BL

BRAVO THREE

This amazing twin-prop drive system features stainless steel props: A large diameter forward propeller and a smaller diameter aft propeller for unbelievable handling and boat control.

Bravo Three features 4-blade front, 3-blade rear set that offers better acceleration performance and enhanced holding. Bravo Three is available in both matte and high polish finishes. Mixing with old style three blade front three blade rear Bravo Three propellers is not recommended. For part number information on the old Bravo Three propellers (Pre 2008) see the historical propeller charts section of this guide.

Aft Thrust Washer 805100T
 Forward Thrust Washer 805101T
 Aft Prop Nut 11-805093
 Forward Prop Nut 11-805092T

19" - 28" pitch.



BRAVO THREE PROPELLER



48-8M8022460

15 X 28 LH SS 4 BL - Front Matte Finish

48-8M8022470

13.5 X 28 RH SS 3 BL - Rear Matte Finish

48-8M8022469

15 X 28 LH SS 4 BL - Front High Polish Finish

48-8M8022479

13.5 X 28 RH SS 3 BL - Rear High Polish Finish

48-8M8022440

15.25 X 26 LH SS 4 BL - Front Matte Finish

48-8M8022450

13.75 X 26 RH SS 3 BL - Rear Matte Finish

48-8M8022449

15.25 X 26 LH SS 4 BL - Front High Polish Finish

48-8M8022459

13.75 X 26 RH SS 3 BL - Rear High Polish Finish

48-8M8022420

15.5 X 24 LH SS 4 BL - Front Matte Finish

48-8M8022430

14 X 24 RH SS 3 BL - Rear Matte Finish

48-8M8022429

15.5 X 24 LH SS 4 BL - Front High Polish Finish

48-8M8022439

14 X 24 RH SS 3 BL - Rear High Polish Finish

48-8M8022400

15.75 X 22.5 LH SS 4 BL - Front Matte Finish

48-8M8022410

14.25 X 22.5 RH SS 3 BL - Rear Matte Finish

48-8M8022409

15.75 X 22.5 LH SS 4 BL - Front High Polish Finish

48-8M8022419

14.25 X 22.5 RH SS 3 BL - Rear High Polish Finish

48-8M8022380

15.9 X 21 LH SS 4 BL - Front Matte Finish

48-8M8022390

14.3 X 21 RH SS 3 BL - Rear Matte Finish

48-8M8022389

15.9 X 21 LH SS 4 BL - Front High Polish Finish

48-8M8022399

14.3 X 21 RH SS 3 BL - Rear High Polish Finish

48-8M8022360

16 X 20 LH SS 4 BL - Front Matte Finish

48-8M8022370

14.4 X 20 RH SS 3 BL - Rear Matte Finish

48-8M8022369

16 X 20 LH SS 4 BL - Front High Polish Finish

48-8M8022379

14.4 X 20 RH SS 3 BL - Rear High Polish Finish

48-8M8022340

16 X 19 LH SS 4 BL - Front Matte Finish

48-8M8022350

14.4 X 19 RH SS 3 BL - Rear Matte Finish

48-8M8022349

16 X 19 LH SS 4 BL - Front High Polish Finish

48-8M8022359

14.4 X 19 RH SS 3 BL - Rear High Polish Finish

BRAVO THREE DIESEL

Designed for use on heavier boats high HP diesels. A large diameter four-blade front propeller coupled with a smaller diameter, three-blade rear propeller provides unmatched acceleration, tracking and handling with diesel applications. Extra cup built in to the trailing edges of both front and rear props captures the torque generated by today's turbocharged diesel engines. Best performing propeller for modern diesel engines matched to Bravo III drives.

Key Features:

Left-hand, 4-blade forward and right-hand, 3-blade rear propellers. Enhanced blade cup for improved planing performance and fuel economy.

Recommended for 260-350 H.P. diesel engines.

Fit for use on standard Bravo Three, Bravo Three X and Bravo Three XR drives.

Sets available from 21" to 27" pitch in two inch increments. Moving from the standard Bravo Three propellers to the Bravo Three Diesel props will result in one inch pitch decrease to match the same RPM.



BRAVO THREE DIESEL



- 48-8M0074865**
16.0 x 21 LH SS 4 Blade - Front
- 48-8M0074866**
15.0 x 21 RH SS 3 Blade - Rear
- 48-8M0074867**
16.0 x 23 LH SS 4 Blade - Front
- 48-8M0074868**
15.0 x 23 RH SS 3 Blade - Rear
- 48-8M0074869**
15.75 x 25 LH SS 4 Blade - Front
- 48-8M0074870**
14.75 x 25 RH SS 3 Blade - Rear
- 48-8M0074871**
15.5 x 27 LH SS 4 Blade - Front
- 48-8M0074872**
14.5 x 27 RH SS 3 Blade - Rear

Z - SERIES PROPELLER

Original equipment for Zeus pod drives up to 550 HP. A large diameter 4 blade forward propeller and a smaller diameter 3 blade aft propeller provides outstanding acceleration and boat control. These props come in a tough matte finish.

ZEUS PROPELLER



- 48-8M8021430**
Z6 4 Blade LH Front Propeller
- 48-8M8021440**
Z6 3 Blade RH Rear Propeller
- 48-8M8021450**
Z7 4 Blade LH Front Propeller
- 48-8M8021460**
Z7 3 Blade RH Rear Propeller
- 48-8M8021470**
Z8 4 Blade LH Front Propeller
- 48-8M8021480**
Z8 3 Blade RH Rear Propeller
- 48-8M8021490**
Z9 4 Blade LH Front Propeller
- 48-8M8021500**
Z9 3 Blade RH Rear Propeller

- 48-8M8021510**
Z10 4 Blade LH Front Propeller
- 48-8M8021520**
Z10 3 Blade RH Rear Propeller
- 48-8M8021530**
Z11 4 Blade LH Front Propeller
- 48-8M8021540**
Z11 3 Blade RH Rear Propeller
- 48-8M8021550**
Z12 4 Blade LH Front Propeller
- 48-8M8021560**
Z12 3 Blade RH Rear Propeller
- 48-8M8023600**
Z13 4 Blade LH Front Propeller
- 48-8M8023610**
Z13 3 Blade RH Rear Propeller
- 48-8M8021590**
Z14 4 Blade LH Front Propeller
- 48-8M8021600**
Z14 3 Blade RH Rear Propeller
- 48-8M8021610**
Z15 4 Blade LH Front Propeller
- 48-8M8021620**
Z15 3 Blade RH Rear Propeller
- 48-8M8021630**
Z16 4 Blade LH Front Propeller
- 48-8M8021640**
Z16 3 Blade RH Rear Propeller
- 48-8M8021650**
Z17 4 Blade LH Front Propeller
- 48-8M8021660**
Z17 3 Blade RH Rear Propeller
- 48-8M8021670**
Z18 4 Blade LH Front Propeller
- 48-8M8021680**
Z18 3 Blade RH Rear Propeller
- 48-8M8021690**
Z19 4 Blade LH Front Propeller
- 48-8M8021700**
Z19 3 Blade RH Rear Propeller

M - SERIES PROPELLER

Original equipment on select Zeus pod drives up to 700 HP. Additional blade area vs. Z series props is an excellent fit for higher horsepower Zeus applications. These props come in a tough matte finish.

M-SERIES PROPELLER



- 48-8M0079236**
M0 5 Blade LH Front Propeller
- 48-8M0079237**
M0 4 Blade RH Rear Propeller
- 48-8M0063951**
M1 5 Blade LH Front Propeller

Not all parts listed are available for the European, C.I.S., Africa and Middle East Markets.
For more information, please contact your local Mercury, Mariner, MerCruiser or Quicksilver Office.

MERCURY PROPELLER TYPE

48-8M0063952
M1 4 Blade RH Rear Propeller
48-8M8024110
M2 5 Blade LH Front Propeller
48-8M8024120
M2 4 Blade RH Rear Propeller
48-8M8023800
M4 5 Blade LH Front Propeller
48-8M8023810
M4 4 Blade RH Rear Propeller
48-8M8023820
M5 5 Blade LH Front Propeller
48-8M8023830
M5 4 Blade RH Rear Propeller
48-8M8023840
M6 5 Blade LH Front Propeller
48-8M8023850
M6 4 Blade RH Rear Propeller
48-8M8023860
M7 5 Blade LH Front Propeller
48-8M8023870
M7 4 Blade RH Rear Propeller
48-8M8023880
M8 5 Blade LH Front Propeller
48-8M8023890
M8 4 Blade RH Rear Propeller
48-8M8023900
M9 5 Blade LH Front Propeller
48-8M8023910
M9 4 Blade RH Rear Propeller
48-8M8023920
M10 5 Blade LH Front Propeller
48-8M8023930
M10 4 Blade RH Rear Propeller
48-8M8023940
M11 5 Blade LH Front Propeller
48-8M8023950
M11 4 Blade RH Rear Propeller
48-8M8023960
M12 5 Blade LH Front Propeller
48-8M8023970
M12 4 Blade RH Rear Propeller
48-8M8023980
M13 5 Blade LH Front Propeller
48-8M8023990
M13 4 Blade RH Rear Propeller
48-8M8024000
M14 5 Blade LH Front Propeller
48-8M8024010
M14 4 Blade RH Rear Propeller

MERCURY RACING PROPELLER TYPE

CLEAVER 40 - 60 HP

The TE Cleaver has through hub exhaust, 13 tooth broached spline, uses standard thrust washer and prop nut kit 11-31990Q02. Applicable for Inflatable tunnels, EP Vee bottoms, Alaskan Flats and Sport C tunnels.

CLEAVER PROPELLER 40-60 HP



48-891510A01

12 X 22 Pitch RH, SS 3 BL

CHOPPER II - MERCURY 30 (U.S. ORIGIN) AND 40 - 60 HP

CHOPPER II PROPELLER



48-43592A71

10.375 Diameter X 18 Pitch, RH rotation, 13 spline, rubber hub (43676T) - uses thrust hub 73345A1
40-60 HP

LIGHTNING E.T.

150-300 HP

Lab Finished. For light weight Bass, Tunnel and Drag racing outboard boats. Hub kit not included; 835258K 1 for 1 inch and 840389K06 for 1.25 inch propshaft.

LIGHTNING E.T. PROPELLER



48-849508L62

14.5 X 32 Pitch RH, X7 SS 3 BL

48-849506L62

14.5 x 30 Pitch RH, X7 SS 3 BL

48-849248L62

14.5 X 28 Pitch RH, X7 SS 3 BL

48-849246L62

14.5 X 26 Pitch RH, X7 SS 3 BL

PRO MAX PROPELLER

For use with 150 - 350 and 400R Outboard motors.

Designed for high speed performance, enhances bow lift, enables higher engine heights, for use on performance vee-bottom and air entrapment hulls. Made from the X7 stainless steel alloy. Check trim tab for propeller clearance.

Pro Finished has a polished appearance with durable leading edges, robust blade thickness, tuned cup height and zero balanced. Lab Finished has a satin appearance, crisp leading edge, thinned blades, tuned cup height and zero balanced (expect to gain 150 RPM over Pro Finished, pitch for pitch).

To restrict venting during planing consider using the Vent Control Ring 8M0086395.

The Hub kit not included; 835257K6 or 835258K 2 for 1 inch or 840389K06 for 1.25 inch propshaft.

PRO MAX PROPELLER



48-8M0079707

14.5 x 32 Pitch RH, X7 SS 4 BL

48-8M0112990

14.5 x 31.5 Pitch RH, X7 SS 4 BL

MERCURY RACING PROPELLER TYPE

48-8M0079706
14.5 x 31 Pitch RH, X7 SS 4 BL
48-8M0112989
14.5 x 30.5 Pitch RH, X7 SS 4 BL
48-8M0079705
14.5 x 30 Pitch RH, X7 SS 4 BL
48-8M0112988
14.5 x 29.5 Pitch RH, X7 SS 4 BL
48-8M0079704
14.5 x 29 Pitch RH, X7 SS 4 BL
48-8M0112987
14.5 x 28.5 Pitch RH, X7 SS 4 BL
48-8M0079703
14.5 x 28 Pitch RH, X7 SS 4 BL
48-8M0112986
14.5 x 27.5 Pitch RH, X7 SS 4 BL
48-8M0079702
14.5 x 27 Pitch RH, X7 SS 4 BL
48-8M0112985
14.5 x 26.5 Pitch RH, X7 SS 4 BL
48-8M0079701
14.5 x 26 Pitch RH, X7 SS 4 BL
48-8M0112984
14.5 x 25.5 Pitch RH, X7 SS 4 BL
48-8M0079700
14.5 x 25 Pitch RH, X7 SS 4 BL
48-8M0112983
14.5 x 24.5 Pitch RH, X7 SS 4 BL
48-8M0079699
14.5 x 24 Pitch RH, X7 SS 4 BL
48-8M0112982
14.5 x 23.5 Pitch RH, X7 SS 4 BL
48-8M0079698
14.5 x 23 Pitch RH, X7 SS 4 BL
48-8M0112981
14.5 x 22.5 Pitch RH, X7 SS 4 BL
48-8M0079696
14.5 x 32 Pitch RH, X7 SS 4 BL Lab (Satin) Finished
48-8M0079695
14.5 x 30 Pitch RH, X7 SS 4 BL Lab (Satin) Finished
48-8M0079694
14.5 x 28 Pitch RH, X7 SS 4 BL Lab (Satin) Finished
48-8M0079693
14.5 x 26 Pitch RH, X7 SS 4 BL Lab (Satin) Finished
48-8M0079692
14.5 x 24 Pitch RH, X7 SS 4 BL Lab (Satin) Finished

BRAVO I LT PRO FINISHED

The Pro Finished Bravo I LT offered in one half pitch increments for extreme precision when dialing in engine rpm for maximized performance. The props are equipped with (4) adjustable PVS exhaust vent holes offering improved time-to-plane. The 4 blades support staying on plane during slow turns, great rough water handling, excellent mid-range acceleration and the longer exhaust tube can provide added bow and stern lift for improved top ends speeds all features geared toward heavy and fully loaded walleye, bass, and flats boats. Designed for 150 to 400 HP outboards primary target is Fourstroke and the low pitch will support the heavy Walleye rigs equipped with Pro XS engines.

Pitch selection, if running a 19 inch pitch 3 blade Tempest move one inch pitch higher to 20 inch pitch Bravo I LT, if replacing the Revolution 4 or standard Bravo I move up 2 inch of pitch.

Hub kit sold separately; 835257K6 or 835258K2 for 1 inch propshaft or for 1.25 inch propshaft use 840389K06 or 840389Q06.

BRAVO I LT PROPELLER



48-8M0129049
15.25 x 29 Pitch RH SS 4 BL
8M0142107
15.25 x 29 Pitch LH SS 4 BL
48-8M0129048
15.25 x 28.5 Pitch RH SS 4 BL
48-8M0129046
15.25 x 28 Pitch RH SS 4 BL
8M0142106
15.25 x 28 Pitch LH SS 4 BL
48-8M0121604
15.25 x 27.5 Pitch RH SS 4 BL
48-8M0121603
15.25 x 27 Pitch RH SS 4 BL
8M0142105
15.25 x 27 Pitch LH SS 4 BL
48-8M0121602
15.25 x 26.5 Pitch RH SS 4 BL
48-8M0121601
15.25 x 26 Pitch RH SS 4 BL
8M0142104
15.25 x 26 Pitch LH SS 4 BL
48-8M0121600
15.25 x 25.5 Pitch RH SS 4 BL
48-8M0121599
15.25 x 25 Pitch RH SS 4 BL
8M0142103
15.25 x 25 Pitch LH SS 4 BL
48-8M0121598
15.25 x 24.5 Pitch RH SS 4 BL
48-8M0121597
15.25 x 24 Pitch RH SS 4 BL

8M0142102
15.25 x 24 Pitch LH SS 4 BL
48-8M0121596
15.25 x 23.5 RH SS 4 BL
48-8M0121595
15.25 x 23 Pitch RH SS 4 BL
8M0142101
15.25 x 23 Pitch LH SS 4 BL
48-8M0121594
15.25 x 22.5 Pitch RH SS 4 BL
48-8M0121593
15.25 x 22 Pitch RH SS 4 BL
8M0142100
15.25 x 22 Pitch LH SS 4 BL
48-8M0121592
15.25 x 21.5 Pitch RH SS 4 BL
48-8M0121591
15.25 x 21 Pitch RH SS 4 BL
8M0142099
15.25 x 21 Pitch LH SS 4 BL
48-8M0121590
15.25 x 20.5 Pitch RH SS 4 BL
48-8M0121589
15.25 x 20 Pitch RH SS 4 BL
8M0142098
15.25 x 20 Pitch LH SS 4 BL
48-8M0126237
15.25 x 19.5" Pitch RH SS 4 BL
48-8M0126236
15.25 x 19 Pitch RH SS 4 BL
8M0142097
15.25 x 19 Pitch LH SS 4 BL

BRAVO I XS PRO FINISHED

Mercury Racing is offering one half pitch increments for extreme precision to dial in the engines rpm for maximum performance. The (8) PVS vent holes offer a multitude of exhaust porting for enhanced planing. The four blades support staying on plane during slow switchback turns, great rough water handling and excellent mid-range acceleration. The tuned exhaust tube provides bow lift with minimal stern lift for awesome top ends speeds; features that accomodate medium to heavy walleye, bass, flats and some ultra-high speed bass boats. Designed for 150 to 250 Pro XS and 300XS outboards. Four strokes may benefit using the controllable venting system with the one half pitch offerings.

Pitch selection, if running a 26 inch pitch 3 blade Tempest Plus move one inch pitch higher to the 27 inch pitch Bravo I XS, if replacing the Fury, Revolution 4 or standard Bravo I move up 2 inch of pitch. PVS solid and large vent hole fittings included.

Hub kit sold separately; 835257K6 or 835258K2 for 1 inch propshaft or for 1.25 inch propshaft use 840389K06 or 840389Q06.

BRAVO I XS PROPELLER



48-8M0100109
15.25 x 31.5 Pitch RH SS 4 BL
48-831918L80
15.25 x 31 Pitch RH SS 4 BL
48-8M0111151
15.25 x 30.5 Pitch RH SS 4 BL
48-831918L60
15.25 x 30 Pitch RH SS 4 BL
48-8M0100107
15.25 x 29.5 Pitch RH SS 4 BL
48-831916L80
15.25 x 29 Pitch RH SS 4 BL
48-8M0111150
15.25 x 28.5 Pitch RH SS 4 BL
48-831916L60
15.25 x 28 Pitch RH SS 4 BL
48-8M0100106
15.25 x 27.5 Pitch RH SS 4 BL
48-831914L80
15.25 x 27 Pitch RH SS 4 BL
48-8M0111149
15.25 x 26.5 Pitch RH SS 4 BL
48-831914L60
15.25 x 26 Pitch RH SS 4 BL
48-8M0100105
15.25 x 25.5 Pitch RH SS 4 BL
48-831912L80
15.25 x 25 Pitch RH SS 4 BL
48-8M0111148
15.25 x 24.5 Pitch RH SS 4 BL
48-831912L60
15.25 x 24 Pitch RH SS 4 BL

MERCURY RACING PROPELLER TYPE

- 48-8M0100104**
15.25 x 23.5 Pitch RH SS 4 BL
- 48-831910L80**
15.25 x 23 Pitch RH SS 4 BL
- 48-8M0111147**
15.25 x 22.5 Pitch RH SS 4 BL
- 48-831910L60**
15.25 x 22 Pitch RH SS 4 BL

BRAVO I XC PRO FINISHED

The Mercury Racing Bravo I XC Pro Finished propellers are designed for shallow water running requiring quick planing and durable trailing edges. Equipped with PVS allowing exhaust adjustment for planing, extended barrel to support quick hole shot and extra trailing edge cup for greater durability. At WOT the 20 inch pitch Bravo I XC should offer similar rpm to the standard 22 inch pitch Bravo I. Hub kit sold separately, 835257K6 or 835258K2 for 1 inch or 840389K06 for 1.25 inch propshaft.

BRAVO I XC PROPELLER



- 48-8M0100112**
15.3 x 24 Pitch RH SS 4 BL
- 48-8M0100111**
15.3 x 22 Pitch RH SS 4 BL
- 48-8M0118470**
15.3 x 21 Pitch RH SS 4 BL
- 48-8M0100110**
15.3 x 20 Pitch RH SS 4 BL
- 48-8M0118468**
15.3 x 19 Pitch RH SS 4 BL

BRAVO I FS PRO FINISHED

The Mercury Racing Bravo I FS Pro Finished propellers are designed for outboard and sterndrive applications. The 4 blades deliver unmatched time-to-plane performance, mid-range punch, delivering fuel sipping economy, and excellent top-end speeds for medium to heavy outboard bass, flats, cat flats, bay boats, center consoles and sterndrive deck and vee bottom boats. A majority of four stroke outboards and sterndrive applications will use the prop with all four vent holes plugged with solid PVS fittings. Larger heavier multiple engine applications may benefit by taking one or two fittings out for improved planing. The Bravo I FS may be used with multiple two stroke outboard applications.

The 20, 20.5, 21 and 21.5 inch pitch can be used with single two stroke rigs with all the PVS fittings removed. Eligible for Joy Stick Piloting outboards. To achieve similar rpm if running a 26 pitch 3 blade move up one inch to a 27 pitch Bravo I FS, if replacing the Fury or Revolution 4 move up 2 inches of pitch. Hub kit sold separately; 835258K2 for 1 inch and 840389K06 or 840389Q06 for 1.25 inch propshaft.

BRAVO I FS PROPELLER



- 48-8M0104419**
15.25 x 33 Pitch RH SS 4 BL
- 48-8M0104420**
15.25 x 33 Pitch LH SS 4 BL
- 48-8M0104417**
15.25 x 32 Pitch RH SS 4 BL
- 48-8M0104418**
15.25 x 32 Pitch LH SS 4 BL
- 48-8M0064477**
15.25 x 31 Pitch RH SS 4 BL
- 48-8M0071097**
15.25 x 31 Pitch LH SS 4 BL
- 48-8M0064476**
15.25 x 30 Pitch RH SS 4 BL
- 48-8M0071096**
15.25 x 30 Pitch LH SS 4 BL
- 48-8M0064475**
15.25 x 29 Pitch RH SS 4 BL
- 48-8M0071095**
15.25 x 29 Pitch LH SS 4 BL
- 48-8M0128335**
15.25 x 28.5 Pitch RH SS 4 BL
- 48-8M0064473**
15.25 x 28 Pitch RH SS 4 BL
- 48-8M0071094**
15.25 x 28 Pitch LH SS 4 BL
- 48-8M0064472**
15.25 x 27 Pitch RH SS 4 BL
- 48-8M0071093**
15.25 x 27 Pitch LH SS 4 BL
- 48-8M0128334**
15.25 x 26.5 Pitch RH SS 4 BL
- 48-8M0064471**
15.25 x 26 Pitch RH SS 4 BL

48-8M0071092
15.25 x 26 Pitch LH SS 4 BL
48-8M0129397
15.25 x 25.5 Pitch RH SS 4 BL
48-8M0064470
15.25 x 25 Pitch RH SS 4 BL
48-8M0071091
15.25 x 25 Pitch LH SS 4 BL
48-8M0128333
15.25 x 24.5 Pitch RH SS 4 BL
48-8M0064469
15.25 x 24 Pitch RH SS 4 BL
48-8M0071090
15.25 x 24 Pitch LH SS 4 BL
48-8M0152624
15.25 x 23.5 Pitch RH SS 4 BL
48-8M0064468
15.25 x 23 Pitch RH SS 4 BL
48-8M0071089
15.25 x 23 Pitch LH SS 4 BL
48-8M0128332
15.25 x 22.5 Pitch RH SS 4 BL
48-8M0064450
15.25 x 22 Pitch RH SS 4 BL
48-8M0071088
15.25 x 22 Pitch LH SS 4 BL
48-8M0118471
15.25 x 21.5 Pitch RH SS 4 BL
48-8M0090455
15.25 x 21 Pitch RH SS 4 BL
48-8M0090457
15.25 x 21 Pitch LH SS 4 BL
48-8M0118469
15.25 x 20.5 Pitch RH SS 4 BL
48-8M0090451
15.25 x 20 Pitch RH SS 4 BL
48-8M0090453
15.25 x 20 Pitch LH SS 4 BL

REVOLUTION 4 XP

The Mercury Racing Revolution 4 XP Pro Finished stainless steel propellers with several offered in one half pitch increments designed to fine tune the engines RPM maximizing performance on Ceter Console, Bay and work boats. Using the XP with the 400R Verado expect 75 to 100 RPM change per one half of pitch. Eligible for Joy Stick Piloting outboards.
Hub kit sold separately; 835258K2 for 1 inch and 840389K06 or 840389Q06 for 1.25 inch propshaft.

REVOLUTION 4 XP



48-8M0128850
14.6 x 26.5 Pitch LH SS 4 BL

48-8M0128849
14.6 x 26.5 Pitch RH SS 4 BL
48-8M0128847
14.6 x 26 Pitch LH SS 4 BL
48-8M0128846
14.6 x 26 Pitch RH SS 4 BL
48-8M0113959
14.6 x 25.5 Pitch LH SS 4 BL
48-8M0113958
14.6 x 25.5 Pitch RH SS 4 BL
48-8M0113957
14.6 x 25 Pitch LH SS 4 BL
48-8M0113956
14.6 x 25 Pitch RH SS 4 BL
48-8M0113955
14.6 x 24.5 Pitch LH SS 4 BL
48-8M0113954
14.6 x 24.5 Pitch RH SS 4 BL
48-8M0113953
14.6 x 24 Pitch LH SS 4 BL
48-8M0113952
14.6 x 24 Pitch RH SS 4 BL
48-8M0113951
14.6 x 23.5 Pitch LH SS 4 BL
48-8M0113950
14.6 x 23.5 Pitch RH SS 4 BL
48-8M0113949
14.6 x 23 Pitch LH SS 4 BL
48-8M0113948
14.6 x 23 Pitch RH SS 4 BL
48-8M0113947
14.6 x 22.5 Pitch LH SS 4 BL
48-8M0113946
14.6 x 22.5 Pitch RH SS 4 BL
48-8M0113945
14.6 x 22 Pitch LH SS 4 BL
48-8M0113944
14.6 x 22 Pitch RH SS 4 BL
48-8M0113943
14.6 x 21.5 Pitch LH SS 4 BL
48-8M0113942
14.6 x 21.5 Pitch RH SS 4 BL
48-8M0113941
14.6 x 21 Pitch LH SS 4 BL
48-8M0113940
14.6 x 21 Pitch RH SS 4 BL
48-8M0113939
14.6 x 20.5 Pitch LH SS 4 BL
48-8M0113938
14.6 x 20.5 Pitch RH SS 4 BL
48-8M0113937
14.6 x 20 Pitch LH SS 4 BL
48-8M0113936
14.6 x 20 Pitch RH SS 4 BL
48-8M0113935
14.6 x 19.5 Pitch LH SS 4 BL
48-8M0113934
14.6 x 19.5 Pitch RH SS 4 BL
48-8M0113933
14.6 x 19 Pitch LH SS 4 BL
48-8M0113932
14.6 x 19 Pitch RH SS 4 BL
48-8M0113931
14.6 x 18.5 Pitch LH SS 4 BL

MERCURY RACING PROPELLER TYPE

48-8M0113930

14.6 x 18.5 Pitch RH SS 4 BL

48-8M0113929

14.6 x 18 Pitch LH SS 4 BL

48-8M0113928

14.6 x 18 Pitch RH SS 4 BL

48-8M0142117

14.6 x 17 Pitch LH SS 4 BL

48-8M0142118

14.6 x 17 Pitch RH SS 4 BL

48-8M0142115

14.6 x 16 Pitch LH SS 4 BL

48-8M0142116

14.6 x 16 Pitch RH SS 4 BL

48-8M0142113

14.6 x 15 Pitch LH SS 4 BL

48-8M0142114

14.6 x 15 Pitch RH SS 4 BL

48-8M0142111

14.6 x 14 Pitch LH SS 4 BL

48-8M0142112

14.6 x 14 Pitch RH SS 4 BL

48-8M0142110

14.6 x 13 Pitch RH SS 4 BL

ENERTIA ECO XP

The Enertia ECO XP is offered in one half pitch increments for extreme precision to dial in your outboard engines rpm maximizing performance and fuel economy at cruising speeds. Ideal for long distance running center consoles, the Enertia ECO XP's large diameter and high progressive rake provide additional bow lift reducing boat drag. Benefits include 10 percent fuel gains, durable X7 stainless steel alloy and eligible for Joy Stick Piloting outboards. Hub kit sold separately; 835258K2 for 1 inch and 840389K06 or 840389Q06 for 1.25 inch propshaft.

Recommended on single to quad engine center console and bay boats with min 200 HP.



ENERTIA ECO XP PROPELLER



48-8M0108357

16 x 22.5 Pitch LH X7 SS 3 BL

48-8M0108354

16 x 22.5 Pitch RH X7 SS 3 BL

48-8M0119057

16 x 21.5 Pitch LH X7 SS 3 BL

48-8M0119058

16 x 21.5 Pitch RH X7 SS 3 BL

48-8M0108353

16 x 20.5 Pitch X7 LH SS 3 BL

48-8M0108352

16 x 20.5 Pitch RH X7 SS 3 BL

48-8M0119055

16 x 19.5 Pitch LH X7 SS 3 BL

48-8M0119056

16 x 19.5 Pitch RH X7 SS 3 BL

48-8M0108351

16 x 18.5 Pitch LH X7 SS 3 BL

48-8M0108350

16 x 18.5 Pitch RH SS 3 BL

48-8M0119053

16 x 17.5 Pitch LH X7 SS 3 BL

48-8M0119052

16 x 17.5 Pitch RH X7 SS 3 BL

48-8M0110303

16 x 16.5 Pitch LH X7 SS 3 BL

48-8M0110304

16 x 16.5 Pitch RH X7 SS 3 BL

REVOLUTION 4 LAB FINISHED

Mercury Racing Lab Finished Revolution 4 the prop is designed to increase speed for Center Console boats. Eligible for Joy Stick Piloting outboards. Expect to gain 150 rpm over the stock Rev 4. Hub kit sold separately; 835258K2 for 1 inch and 840389K06 or 840389Q06 for 1.25 inch propshaft.

REVOLUTION 4 LAB FINISH PROPELLER



48-857032L55

14.6 x 25 Pitch RH SS Polished Lab Finished

48-857033L55

14.6 x 25 Pitch LH SS Polished Lab Finished

48-8M0106544

14.6 x 24 Pitch RH SS Polished Lab Finished

48-8M0106543

14.6 x 24 Pitch LH SS Polished Lab Finished

48-857030L55

14.6 x 23 Pitch RH SS Polished Lab Finished

48-857031L55

14.6 x 23 Pitch LH SS Polished Lab Finished

48-8M0106546

14.6 x 22 Pitch RH SS Polished Lab Finished

48-8M0106545

14.6 x 22 Pitch LH SS Polished Lab Finished

48-857028L55

14.6 x 21 Pitch RH SS Polished Lab Finished

48-857029L55

14.6 x 21 Pitch LH SS Polished Lab Finished

48-8M0106548

14.6 x 20 Pitch RH SS Polished Lab Finished

48-8M0106547

14.6 x 20 Pitch LH SS Polished Lab Finished

48-857026L55

14.6 x 19 Pitch RH SS Polished Lab Finished

48-857027L55

14.6 x 19 Pitch LH SS Polished Lab Finished

BRAVO I OC LAB FINISHED

The Mercury Racing Bravo I OC high polished Lab Finished propellers are designed for up to 400 HP Outboard Catamarans equipped with Sport Master gearcase or single outboard high speed boats. The four blades with dual PVS vent holes offer excellent planing, great handling, awesome mid-range acceleration and the tuned shortened exhaust tube provides bow and minimal stern lift for awesome top end speed. Equipped with 8 PVS solid fittings. Hub kit sold separately, 840389K06 for 1.25 inch propshaft.

BRAVO I OC PROPELLER



48-8M0092012

14.75 x 33 Pitch RH SS 4 BL Polished Lab Finished

48-8M0092013

14.75 x 33 Pitch LH SS 4 BL Polished Lab Finished

48-8M0092010

14.75 x 32 Pitch RH SS 4 BL Polished Lab Finished

48-8M0092011

14.75 x 32 Pitch LH SS 4 BL Polished Lab Finished

48-8M0092008

14.75 x 31 Pitch RH SS 4 BL Polished Lab Finished

48-8M0092009

14.75 x 31 Pitch LH SS 4 BL Polished Lab Finished

48-8M0092006

14.75 x 30 Pitch RH SS 4 BL Polished Lab Finished

48-8M0092007

14.75 x 30 Pitch LH SS 4 BL Polished Lab Finished

48-8M0092004

14.75 x 29 Pitch RH SS 4 BL Polished Lab Finished

48-8M0092005

14.75 x 29 Pitch LH SS 4 BL Polished Lab Finished

48-8M0092002

14.75 x 28 Pitch RH SS 4 BL Polished Lab Finished

48-8M0092003

14.75 x 28 Pitch LH SS 4 BL Polished Lab Finished

48-8M0129149

14.75 x 27 Pitch RH SS 4 BL Polished Lab Finished

48-8M0129148

14.75 x 26.5 Pitch RH SS 4 BL Polished Lab Finished

48-8M0129147

14.75 x 26 Pitch RH SS 4 BL Polished Lab Finished

8M0144046

14.75 x 25.5 Pitch RH SS 4 BL Polished Lab Finished

8M0144044

14.75 x 24.5 Pitch RH SS 4 BL Polished Lab Finished

8M0144042

14.75 x 23.5 Pitch RH SS 4 BL Polished Lab Finished

8M0144040

14.75 x 22.5 Pitch RH SS 4 BL Polished Lab Finished

BRAVO I LAB FINISHED

Mercury Racing Polished Lab Finished Bravo I propellers are designed for high-performance, 250 - 400R four stroke outboard and Bravo I, Sport and Sport Master sterndrive applications. Excellent top speeds, great handling, good mid-range speeds and great planing performance for Vee, Cats and Step hulls. Hub kits sold separately, 835258K2 for 1 inch and 840389K06 for 1.25 inch propshaft.

BRAVO I LAB FINISHED PROPELLER



48-831919L45

15.25 X 33 Pitch LH SS Polished Lab Finished

48-831920L45

15.25 X 33 Pitch RH SS Polished Lab Finished

48-831919L65

15.25 X 32 Pitch LH SS Polished Lab Finished

48-831920L65

15.25 X 32 Pitch RH SS Polished Lab Finished

48-831917L45

15.25 X 31 Pitch LH SS Polished Lab Finished

48-831918L45

15.25 X 31 Pitch RH SS Polished Lab Finished

48-831917L65

15.25 X 30 Pitch LH SS Polished Lab Finished

48-831918L65

15.25 X 30 Pitch RH SS Polished Lab Finished

48-831915L45

15.25 X 29 Pitch LH SS Polished Lab Finished

48-831916L45

15.25 X 29 Pitch RH SS Polished Lab Finished

48-831915L65

15.25 X 28 Pitch LH SS Polished Lab Finished

48-831916L65

15.25 X 28 Pitch RH SS Polished Lab Finished

48-831913L45

15.25 X 27 Pitch LH SS Polished Lab Finished

48-831914L45

15.25 X 27 Pitch RH SS Polished Lab Finished

48-831913L65

15.25 X 26 Pitch LH SS Polished Lab Finished

48-831914L65

15.25 X 26 Pitch RH SS Polished Lab Finished

48-831911L45

15.25 x 25 Pitch LH SS Polished Lab Finished

48-831912L45

15.25 x 25 Pitch RH SS Polished Lab Finished

48-831911L65

15.25 X 24 Pitch LH SS Polished Lab Finished

48-831912L65

15.25 X 24 Pitch RH SS Polished Lab Finished

MERCURY RACING PROPELLER TYPE

48-8M0073457

15.25 X 23 Pitch LH, SS Polished Lab Finished

48-8M0073456

15.25 X 23 Pitch RH SS Polished Lab Finished

48-831909L65

15.25 X 22 Pitch LH SS Polished Lab Finished

48-831910L65

15.25 X 22 Pitch RH SS Polished Lab Finished

MAX 5 LAB FINISHED

300-600 HP

Mercury Racing Lab Finished MAX 5 blade is designed for high performance Outboard Center Console and Cats with high gearcase height. Sterndrive Sport Deck, Cats and Modified Cats also benefit from enhanced top speeds, great handling, good mid-range throttle response and quick planing performance.

With a diameter of 15 inches and having 5 blades, the Max 5 holds more water and offers less slip than it's 4 blade counterparts. For the 1.25 inch prop shaft use 840389K06 HD Hub kit and for 1 inch prop shaft use hub kit 835258K2.

MAX 5 PROPELLER



48-8M0118017

15 x 34 Pitch LH, SS Polished LAB

48-8M0118016

15 x 34 Pitch RH, SS Polished LAB

48-8M0118015

15 x 33.5 Pitch LH, SS Polished LAB

48-8M0118014

15 x 33.5 Pitch RH, SS Polished LAB

48-8M0118013

15 x 33 Polished LH, SS Polished LAB

48-8M0118012

15 x 33 Pitch RH, SS Polished LAB

48-8M0131167

15 x 32.8 Pitch LH, SS Polished LAB

48-8M0131166

15 x 32.8 RH, SS Polished LAB

48-8M0131165

15 x 32.3 Pitch LH, SS Polished LAB

48-8M0131164

15 x 32.3 Pitch RH, SS Polished LAB

48-8M0118011

15 x 32 Pitch LH, SS Polished LAB

48-8M0118010

15 x 32 Pitch RH, SS Polished LAB

48-8M0118009

15 x 31.5 Pitch LH, SS Polished LAB

48-8M0118008

15 x 31.5 Pitch RH, SS Polished LAB

48-8M0118007

15 x 31 Pitch LH, SS Polished LAB

48-8M0118006

15 x 31 Pitch RH, SS Polished LAB

48-8M0131163

15 x 30.8 Pitch LH, SS Polished LAB

48-8M0131162

15 x 30.8 Pitch RH SS Polished LAB

48-8M0131161

15 x 30.3 Pitch LH SS Polished LAB

48-8M0131160

15 x 30.3 Pitch RH SS Polished LAB

48-8M0118005

15 x 30 Pitch LH, SS Polished LAB

48-8M0118004

15 x 30 Pitch RH, SS Polished LAB

48-8M0118003

15 x 29.5 Pitch LH, SS Polished LAB

48-8M0118002

15 x 29.5 Pitch RH, SS Polished LAB

48-8M0118001

15 x 29 Pitch LH, SS Polished LAB

48-8M0118000

15 x 29 Pitch RH, SS Polished LAB

48-8M0131159

15 x 28.8 Pitch LH SS Polished LAB

48-8M0131158

15 x 28.8 Pitch RH SS Polished LAB

48-8M0131157

15 x 28.3 Pitch LH SS Polished LAB

48-8M0131156

15 x 28.3 Pitch RH SS Polished LAB

48-8M0117999

15 x 28 Pitch LH, SS Polished LAB

48-8M0117998

15 x 28 Pitch RH, SS Polished LAB

48-8M0117997

15 x 27.5 Pitch LH, SS Polished LAB

48-8M0117996

15 x 27.5 Pitch RH, SS Polished LAB

48-8M0117995

15 x 27 Pitch LH, SS Polished LAB

48-8M0117994

15 x 27 Pitch RH, SS Polished LAB

48-8M0131155

15 x 26.8 Pitch LH SS Polished LAB

48-8M0131154

15 x 26.8 Pitch RH SS Polished LAB

48-8M0131153

15 x 26.3 Pitch LH SS Polished LAB

48-8M0131152

15 x 26.3 Pitch RH SS Polished LAB

48-8M0117993

15 x 26 Pitch LH, SS Polished LAB

48-8M0117992

15 x 26 Pitch RH, SS Polished LAB

48-8M0117991

15 x 25.5 Pitch LH, SS Polished LAB

48-8M0117990

15 x 25.5 Pitch RH, SS Polished LAB

48-8M0117989

15 x 25 Pitch LH, SS Polished LAB

48-8M0117988

15 x 25 Pitch RH, SS Polished LAB

48-8M0131151
15 x 24.8 Pitch LH SS Polished LAB
48-8M0131150
15 x 24.8 Pitch RH SS Polished LAB
48-8M0131149
15 x 24.3 Pitch LH SS Polished LAB
48-8M0131148
15 x 24.3 Pitch RH SS Polished LAB
48-8M0117987
15 x 24 Pitch LH, SS Polished LAB
48-8M0117986
15 x 24 Pitch RH, SS Polished LAB
48-8M0117985
15 x 23.5 Pitch LH, SS Polished LAB
48-8M0117984
15 x 23.5 Pitch RH, SS Polished LAB
48-8M0117983
15 x 23 Polished LH, SS Polished LAB
48-8M0117982
15 x 23 Pitch RH, SS Polished LAB
48-8M0131147
15 x 22.8 Pitch LH SS Polished LAB
48-8M0131146
15 x 22.8 Pitch RH SS Polished LAB
48-8M0131145
15 x 22.3 Pitch LH SS Polished LAB
48-8M0131144
15 x 22.3 Pitch RH SS Polished LAB

MAXIMUS LONG TUBE LAB FINISHED

300-600 HP

Mercury Racing Lab Finished Maximus propellers are designed to reduce propeller slip with high-performance, high gearcase drive height sterndrive applications. Excellent top speeds, great handling, good mid-range speeds and eye popping planing performance for Deep Vee, Deep Step Vee and Deck boats.

Barrel length is 8.5 inches, adds stern lift. Hub kits are sold separate, for 1.25 inch prop shaft use 840389K06 HD Hub kit. If using with 1 inch prop shaft use hub kit 835258K 2. If using full 15.625 inch diameter with the XR Sport Master Shorty the anti-cavitation plate must be removed.

MAXIMUS LONG TUBE LAB FINISHED PROPELLER



48-889973L85
15.63 X 35 Pitch LH, SS Lab Finished
48-889973L84
15.3 X 35 Pitch LH, SS Lab Finished
48-889972L85
15.63X 35 Pitch RH, SS Lab Finished
48-889972L84
15.3 X 35 Pitch RH, SS Lab Finished

48-889973L65
15.63 X 34 Pitch LH, SS Lab Finished
48-889973L64
15.3 X 34 Pitch LH, SS Lab Finished
48-889973L63
15 X 34 Pitch LH, SS Lab Finished
48-889972L65
15.63 X 34 Pitch RH, SS Lab Finished
48-889972L64
15.3 X 34 Pitch RH, SS Lab Finished
48-889972L63
15 X 34 Pitch RH, SS Lab Finished
48-889973L45
15.63 X 33 Pitch LH, SS Lab Finished
48-889973L44
15.3 X 33 Pitch LH, SS Lab Finished
48-889972L45
15.63 X 33 Pitch RH, SS Lab Finished
48-889972L44
15.3 X 33 Pitch RH, SS Lab Finished
48-889971L65
15.63 X 32 Pitch LH, SS Lab Finished
48-889971L64
15.3 X 32 Pitch LH, SS Lab Finished
48-889971L63
15 X 32 Pitch LH, SS Lab Finished
48-889970L65
15.63 X 32 Pitch RH, SS Lab Finished
48-889970L64
15.3 X 32 Pitch RH, SS Lab Finished
48-889970L63
15 X 32 Pitch RH, SS Lab Finished
48-889971L45
15.63 X 31 Pitch LH, SS Lab Finished
48-889971L44
15.3 X 31 Pitch LH, SS Lab Finished
48-889970L45
15.63 X 31 Pitch RH, SS Lab Finished
48-889970L44
15.3 X 31 Pitch RH, SS Lab Finished
48-889969L65
15.63 X 30 Pitch LH, SS Lab Finished
48-889969L64
15.3 X 30 Pitch LH, SS Lab Finished
48-889969L63
15 X 30 Pitch LH, SS Lab Finished
48-889968L65
15.63 X 30 Pitch RH, SS Lab Finished
48-889968L64
15.3 X 30 Pitch RH, SS Lab Finished
48-889968L63
15 X 30 Pitch RH, SS Lab Finished
48-889969L45
15.63 X 29 Pitch LH, SS Lab Finished
48-889969L44
15.3 X 29 Pitch LH, SS Lab Finished
48-889968L45
15.63 X 29 Pitch RH, SS Lab Finished
48-889968L44
15.3 X 29 Pitch RH, SS Lab Finished
48-889967L65
15.63 X 28 Pitch LH, SS Lab Finished
48-889967L64
15.3 X 28 Pitch LH, SS Lab Finished

Not all parts listed are available for the European, C.I.S., Africa and Middle East Markets.
 For more information, please contact your local Mercury, Mariner, MerCruiser or Quicksilver Office.

MERCURY RACING PROPELLER TYPE

48-889967L63
15 X 28 Pitch LH, SS Lab Finished
48-889966L65
15.63 X 28 Pitch RH, SS Lab Finished
48-889966L64
15.3 X 28 RH, SS Lab Finished
48-889966L63
15 X 28 Pitch RH, SS Lab Finished
48-889967L45
15.63 X 27 Pitch LH, SS Lab Finished
48-889967L44
15.3 X 27 LH, SS Lab Finished
48-889966L45
15.63 X 27 RH, SS Lab Finished
48-889966L44
15.3 X 27 Pitch RH, SS 5 Lab Finished
48-889965L65
15.63 X 26 Pitch LH, SS Lab Finished
48-889965L64
15.3 X 26 Pitch LH, SS Lab Finished
48-889965L63
15 X 26 Pitch LH, SS Lab Finished
48-889964L65
15.63 X 26 Pitch RH, SS Lab Finished
48-889964L64
15.3 X 26 Pitch RH, SS Lab Finished
48-889964L63
15 X 26 Pitch RH, SS Lab Finished
48-889965L45
15.63 X 25 Pitch LH, SS Lab Finished
48-889965L44
15.3 X 25 Pitch LH, SS Lab Finished
48-889964L45
15.63 X 25 Pitch RH, SS Lab Finished
48-889964L44
15.3 X 25 Pitch RH, SS Lab Finished
48-889975L65
15.63 X 24 Pitch LH, SS Lab Finished
48-889975L64
15.3 X 24 Pitch LH, SS Lab Finished
48-889975L63
15 X 24 Pitch LH, SS Lab Finished
48-889974L65
15.63 X 24 Pitch RH, SS Lab Finished
48-889974L64
15.3 X 24 Pitch RH, SS Lab Finished
48-889974L63
15 X 24 Pitch RH, SS Lab Finished
48-889975L45
15.63 X 23 Pitch LH, SS Lab Finished
48-889975L44
15.3 X 23 Pitch LH, SS Lab Finished
48-889974L45
15.63 X 23 Pitch RH, SS Lab Finished
48-889974L44
15.3 X 23 Pitch RH, SS Lab Finished

MAXIMUS SHORT TUBE LAB FINISHED

300-600 HP

Mercury Racing Lab Finished Maximus propellers are designed to reduce propeller slip for high-performance, high gearcase drive height sterndrive applications. Excellent top speeds, great handling, good mid-range speeds and eye popping planing performance for Vee, Step Vee, Cats and Deck boats.

Barrel length is 7.875 inches reduces stern lift. Hub kits sold separate, for 1.25 inch prop shaft use 840389K06 HD Hub kit and for 1 inch prop shaft use hub kit 835258K 2. If using full 15.625 inch diameter with the XR Sport Master Shorty the anti-cavitation plate must be removed.

MAXIMUS SHORT TUBE LAB FINISHED PROPELLER



48-889973L89
15.63 X 35 Pitch LH, SS Lab (2017 upgrading to Polished) Finished
48-889973L88
15.3 X 35 Pitch LH, SS Lab (2017 upgrading to Polished) Finished
48-889972L89
15.63 X 35 Pitch RH, SS Lab (2017 upgrading to Polished) Finished
48-889972L88
15.3 X 35 Pitch RH, SS Lab (2017 upgrading to Polished) Finished
48-889973L69
15.63 X 34 Pitch LH, SS Lab (2017 upgrading to Polished) Finished
48-889973L68
15.3 X 34 Pitch LH, SS Lab (2017 upgrading to Polished) Finished
48-889972L69
15.63 X 34 Pitch RH, SS Lab (2017 upgrading to Polished) Finished
48-889972L68
15.3 X 34 Pitch RH, SS Lab (2017 upgrading to Polished) Finished
48-889973L49
15.63 X 33 Pitch LH, SS Lab (2017 upgrading to Polished) Finished
48-889973L48
15.3 X 33 Pitch LH, SS Lab (2017 upgrading to Polished) Finished
48-889972L49
15.63 X 33 Pitch RH, SS Lab (2017 upgrading to Polished) Finished
48-889972L48
15.3 X 33 Pitch RH, SS Lab (2017 upgrading to Polished) Finished
48-889971L69
15.63 X 32 Pitch LH, SS Lab (2017 upgrading to Polished) Finished
48-889971L68
15.3 X 32 Pitch LH, SS Lab (2017 upgrading to Polished) Finished
48-889970L69
15.63 X 32 Pitch RH, SS Lab (2017 upgrading to Polished) Finished
48-889970L68
15.3 X 32 Pitch RH, SS Lab (2017 upgrading to Polished) Finished
48-889971L49
15.63 31 Pitch LH, SS Lab (2017 upgrading to Polished) Finished
48-889971L48
15.25 X 31 LH, SS 5BL Lab (2017 upgrading to Polished) Finished.
48-889970L49
15.63 X 31 Pitch RH, SS Lab (2017 upgrading to Polished) Finished

48-889970L48

15.3 X 31 Pitch RH, SS Lab (2017 upgrading to Polished) Finished

48-889969L69

15.63 X 30 Pitch LH, SS Lab (2017 upgrading to Polished) Finished

48-889969L68

15.3 X 30 Pitch LH, SS Lab (2017 upgrading to Polished) Finished

48-889968L69

15.63 X 30 RH, SS 5BL Lab (2017 upgrading to Polished) Finished.

48-889968L68

15.3 X 30 RH, SS Lab (2017 upgrading to Polished) Finished

48-889969L49

15.63 X 29 Pitch LH, SS Lab (2017 upgrading to Polished) Finished

48-889969L48

15.3 X 29 Pitch LH, SS Lab (2017 upgrading to Polished) Finished

48-889968L49

15.63 X 29 Pitch RH, SS Lab (2017 upgrading to Polished) Finished

48-889968L48

15.3 X 29 Pitch RH, SS Lab (2017 upgrading to Polished) Finished

48-889967L69

15.63 X 28 Pitch LH, SS Lab (2017 upgrading to Polished) Finished

48-889967L68

15.3 X 28 Pitch LH, SS Lab (2017 upgrading to Polished) Finished

48-889966L69

15.63 X 28 Pitch RH, SS Lab (2017 upgrading to Polished) Finished

48-889966L68

15.3 X 28 Pitch RH, SS Lab (2017 upgrading to Polished) Finished

48-889967L49

15.63 X 27 Pitch LH, SS Lab (2017 upgrading to Polished) Finished

48-889967L48

15.3 X 27 Pitch LH, SS Lab (2017 upgrading to Polished) Finished

48-889966L49

15.63 X 27 Pitch RH, SS Lab (2017 upgrading to Polished) Finished

48-889966L48

15.3 X 27 Pitch RH, SS Lab (2017 upgrading to Polished) Finished

48-889965L69

15.63 X 26 Pitch LH, SS Lab (2017 upgrading to Polished) Finished

48-889965L68

15.3 X 26 Pitch LH, SS Lab (2017 upgrading to Polished) Finished

48-889964L69

15.63 X 26 Pitch RH, SS Lab (2017 upgrading to Polished) Finished

48-889964L68

15.3 X 26 Pitch RH, SS Lab (2017 upgrading to Polished) Finished

48-889965L49

15.63 X 25 Pitch LH, SS Lab (2017 upgrading to Polished) Finished

48-889965L48

15.3 X 25 LH, SS Lab (2017 upgrading to Polished) Finished

48-889964L49

15.63 X 25 Pitch RH, SS Lab (2017 upgrading to Polished) Finished

48-889964L48

15.3 X 25 RH, SS Lab (2017 upgrading to Polished) Finished

48-889975L69

15.63 X 24 Pitch LH, SS Lab (2017 upgrading to Polished) Finished

48-889975L68

15.3 X 24 Pitch LH, SS Lab (2017 upgrading to Polished) Finished

48-889974L69

15.63 X 24 Pitch RH, SS Lab (2017 upgrading to Polished) Finished

48-889974L68

15.25 X 24 Pitch RH, SS Lab (2017 upgrading to Polished) Finished

48-889975L49

15.63 X 23 Pitch LH, SS Lab (2017 upgrading to Polished) Finished

48-889975L48

15.25 X 23 Pitch LH, SS Lab (2017 upgrading to Polished) Finished

48-889974L49

15.63 X 23 Pitch RH, SS Lab (2017 upgrading to Polished) Finished

48-889974L48

15.25 X 23 Pitch RH, SS Lab (2017 upgrading to Polished) Finished

BRAVO THREE XR PRO FINISHED

Designed for 250-520 horsepower gas and diesel powered sport cruisers and performance Bravo Three applications. A large diameter 4 blade forward propeller followed by a smaller diameter 3 blade aft propeller feature built in cup for incredible handling, improved fuel economy at cruise and boat control. Intended for the Bravo Three XR drive and can be used with the Bravo Three and Bravo Three X drives. The Pro Finish provides a performance leading edge, consistent cup heights, zero balanced for minimal vibration and durable high luster finish.

As a general rule the odd pitch numbered Bravo Three XR propellers run similar engine RPM to the next higher pitch even numbered Bravo Three propellers. For example, the Bravo Three XR 27 pitch matches the RPM of a Bravo Three 28 pitch with satin finish.

BRAVO THREE XR PRO FINISHED PROPELLER



48-842945L80

15.5 x 28 Pitch LH SS 4 BL High Gloss - Front

48-842946L80

14.5 x 28 Pitch RH, SS 3 BL High Gloss - Rear

48-8M0125747

15.5 x 27.5 Pitch LH, SS 4 BL High Polished - Forward

48-8M0125746

14.5 x 27.5 Pitch RH, SS 3 BL High Gloss - Rear

48-842945L70

15.5 x 27 Pitch LH, SS 4 BL High Gloss - Front

48-842946L70

14.5 x 27 Pitch RH, SS 3 BL High Gloss - Rear

48-842943L80

15.8 X 26 Pitch LH, SS 4 BL High Gloss - Front

48-842944L80

14.8 X 26 Pitch RH, SS 3 BL High Gloss - Rear

48-8M0125745

15.8 x 25.5 Pitch LH, SS 4 BL High Polished - Forward

48-8M0125744

14.8 x 25.5 Pitch RH, SS 3 BL High Gloss - Rear

48-842943L70

15.8 x 25 Pitch LH, SS 4 BL High Gloss - Front

48-842944L70

14.8 x 25 Pitch RH, SS 3 BL High Gloss - Rear

48-842941L80

16 X 24 Pitch LH, SS 4 BL High Gloss - Front

48-842942L80

15 X 24 Pitch RH, SS 3 BL High Gloss - Rear

48-8M0125743

16 x 23.5 Pitch LH, SS 4 BL High Gloss -Forward

48-8M0125742

15 x 23.5 Pitch RH, SS 3 BL High Gloss - Rear

48-842941L70

16 x 23 Pitch LH, SS 4 BL High Gloss - Front

MERCURY RACING PROPELLER TYPE

48-842942L70

15 x 23 Pitch RH, SS 3 BL High Gloss - Rear

48-8M0073458

16 x 22 Pitch LH SS 4 BL High Gloss - Front

48-8M0073459

15 x 22 Pitch RH SS 3 BL High Gloss - Rear

48-8M0125741

16 x 21.5 Pitch LH, SS 4 BL High Gloss - Forward

48-8M0125740

15 x 21.5 Pitch RH, SS 3 BL High Gloss - Rear

48-842939L70

16 x 21 Pitch LH SS 4 BL High Gloss - Front

48-842940L70

15 x 21 Pitch RH SS 3 BL High Gloss - Rear

48-8M0125739

16 x 20 Pitch LH, SS 4 BL High Gloss - Forward

48-8M0125738

15 x 20 Pitch RH, SS 3 BL High Gloss - Rear

CNC CLEAVER 5 BLADE 15 DEGREE RAKE LAB FINISHED

600 HP, 900 HP, 1200 HP and 1550 HP

822974 Six and 8M drive bushing

822975 Retaining ring

11-826135 Nylon Insert, 8M0035647 Brass, 11-39817 Washer and nuts for SSM Six and M8

For use with Mercury Racing IIIA, IV, V, NXT (NXT1 requires hub kit 8M8022263 - sold separate), VI SSM and M8 Sterndrive. The CNC Pro Finish propellers have a 26 Spline hub with 1.75/1.88 inch (44.5/47.7mm) O.D. propeller shaft and 6 inch (152mm) hub length. The 15 degree rake propellers are designed specifically for step Vee hulls, diameters from 15 inch to 18 inch and pitch from 26 inch to 40 inch (custom order 41 and 42 inch pitch, 14.5" diameters and limited 13 degree rake available - contact Mercury Racing).

If moving from the old style 5 blade Cleaver to the new style 5 blade CNC Cleaver generally move up 2 inch of pitch; example if old style was 17 x 33 move to 17 x 35 CNC Cleaver.

As a general rule for every 1 inch of pitch change, the effect will typically be 150 RPM change. For every .50 inch of diameter change, the effect will typically be 150 RPM change.

For a complete listing of part numbers see Mercury Racing Propeller chart section.

CNC CLEAVER 5 BLADE 18 DEGREE RAKE LAB FINISHED

600 HP, 900 HP, 1200 HP and 1550 HP

822974 Six and 8M drive bushing

822975 Retaining ring

11-826135 Nylon Insert, 8M0035647 Brass, 11-39817 Washer and nuts for SSM Six and M8

For use with Mercury Racing IIIA, IV, V, NXT (NXT1 requires hub kit 8M8022263 - sold separate), VI SSM and M8 Sterndrive. The CNC Pro Finish propellers have a 26 Spline hub with 1.75/1.88 inch (44.5/47.7mm) O.D. propeller shaft and 6 inch (152mm) hub length.

Custom order 41 and 42 inch pitch available contact Mercury Racing. For a complete listing of part numbers see Mercury Racing Propeller chart section.

CNC CLEAVER 5 BLADE 21 DEGREE RAKE LAB FINISHED

600 HP, 900 HP, 1200 HP and 1550 HP

822974 Six and 8M drive bushing

822975 Retaining ring

11-826135 Nylon Insert, 8M0035647 Brass, 11-39817 Washer and nuts for SSM Six and M8

For use with Mercury Racing IIIA, IV, V, NXT (NXT1 requires hub kit 8M8022263 - sold separate), VI SSM and M8 Sterndrive. The CNC Pro Finish propellers have a 26 Spline hub with 1.75/1.88 inch (44.5/47.7mm) O.D. propeller shaft and 6 inch (152mm) hub length.

Custom order 41 and 42 inch pitch available contact Mercury Racing. For a complete listing of part numbers see Mercury Racing Propeller chart section.

CNC CLEAVER 6 BLADE 15 DEGREE RAKE LAB FINISHED

600 HP, 900 HP, 1200 HP and 1550 HP(custom order) 822974
 Six and 8M drive bushing 822975
 Retaining ring
 11-826135 Nylon Insert, 8M0035647 Brass, 11-39817 Washer and nuts
 for SSM Six and M8
 For use with Mercury Racing IIIA, IV, V, NXT (NXT1 requires hub kit
 8M8022263 - sold separate), VI SSM and M8 Sterndrive. The CNC Pro
 Finish propellers have a 26 Spline hub with 1.75/1.88 inch
 (44.5/47.7mm) O.D. propeller shaft and 6 inch (152mm) hub length.
 For a complete listing of part numbers see Mercury Racing Propeller
 chart section.

CNC CLEAVER 6 BLADE 18 DEGREE RAKE LAB FINISHED

600 HP, 900 HP, 1200 HP and 1550 HP(custom order)
 822974 Six and 8M drive bushing
 822975 Retaining ring
 11-826135 Nylon Insert, 8M0035647 Brass, 11-39817 Washer and nuts
 for SSM Six and M8
 For use with Mercury Racing IIIA, IV, V, NXT (NXT1 requires hub kit
 8M8022263 - sold separate), VI SSM and M8 Sterndrive. The CNC Pro
 Finish propellers have a 26 Spline hub with 1.75/1.88 inch
 (44.5/47.7mm) O.D. propeller shaft and 6 inch (152mm) hub length.
 Custom order 41 and 42 inch pitch available contact Mercury Racing.
 For a complete listing of part numbers see Mercury Racing Propeller
 chart section.

CNC CLEAVER 6 BLADE 21 DEGREE RAKE LAB FINISHED

600 HP, 900 HP, 1200 HP and 1550 HP(custom order)
 822974 Six and 8M drive bushing
 822975 Retaining ring
 11-826135 Nylon Insert, 8M0035647 Brass, 11-39817 Washer and nuts
 for SSM Six and M8
 For use with Mercury Racing IIIA, IV, V, NXT (NXT1 requires hub kit
 8M8022263 - sold separate), VI SSM and M8 Sterndrive. The CNC Pro
 Finish propellers have a 26 Spline hub with 1.75/1.88 inch
 (44.5/47.7mm) O.D. propeller shaft and 6 inch (152mm) hub length.
 Custom order 41 and 42 inch pitch available contact Mercury Racing.
 For a complete listing of part numbers see Mercury Racing Propeller
 chart section.

MERCURY RACING PROPELLER CHARTS

MERCURY RACING PROPELLER CHARTS

LIGHTNING E.T. - 3 BLADE SS



3 Blade Heat Treated X7 Stainless Steel - Lightning E.T. - Outboard Propeller

Hub Kit Sold Separately 835258K1 for 1 inch and 840389K06 for 1.25 inch Propshaft

Diameter	Pitch	Lab Finished LH Rotation	Lab Finished RH Rotation
14.5	26	N.L.A.	48-849246L62
14.5	28	N.L.A.	48-849248L62
14.5	30	N.L.A.	48-849506L62
14.5	32	N.L.A.	48-849508L62

PRO MAX® - 4 BLADE STAINLESS STEEL



Pro Max.® 4 Blade X7 Stainless Steel Outboard Propeller Chart

Outboard 115 to 400 HP Over and Through Hub Exhaust. Equipped with four PVS vent holes. For additional vent control use VCR Ring 8M0086395. Hub Kit Sold Separately: 835257K6 for 1 inch, high surfacing applications use 835258K2 for 1 inch. and 840389K06 for 1.25 inch Propshaft.

Diameter (Inches)	Pitch	Blade	Pro Finished LH Rotation	Lab Finished LH Rotation	Pro Finished RH Rotation	Lab Finished RH Rotation
14.5	22.5	4	N/A	N/A	48-8M0112981	N/A
14.5	23	4	N/A	N/A	48-8M0079698	N/A
14.5	23.5	4	N/A	N/A	48-8M0112982	N/A
14.5	24	4	N/A	N/A	48-8M0079699	48-8M0079692
14.5	24.5	4	N/A	N/A	48-8M0112983	N/A
14.5	25	4	N/A	N/A	48-8M0079700	N/A
14.5	25.5	4	N/A	N/A	48-8M0112984	N/A
14.5	26	4	N/A	N/A	48-8M0079701	48-8M0079693
14.5	26.5	4	N/A	N/A	48-8M0112985	N/A
14.5	27	4	N/A	N/A	48-8M0079702	N/A
14.5	27.5	4	N/A	N/A	48-8M0112986	N/A
14.5	28	4	N/A	N/A	48-8M0079703	48-8M0079694
14.5	28.5	4	N/A	N/A	48-8M0112987	N/A
14.5	29	4	N/A	N/A	48-8M0079704	N/A
14.5	29.5	4	N/A	N/A	48-8M0112988	N/A
14.5	30	4	N/A	N/A	48-8M0079705	48-8M0079695
14.5	30.5	4	N/A	N/A	48-8M0112989	N/A
14.5	31	4	N/A	N/A	48-8M0079706	N/A
14.5	31.5	4	N/A	N/A	48-8M0112990	N/A
14.5	32	4	N/A	N/A	48-8M0079707	48-8M0079696

BRAVO I LT PRO FINISHED



Bravo I LT Pro Finished Outboard

Designed for single engine outboard powered bass, bay and multi-species hulls with heavy loads.

As multi-species boats get wider, longer and heavier the LT with its long tube can offer faster planing and trim attributes supporting the weight located in the front of the boat. The one half pitch increments increase the ability to dial in the targeted rpm at WOT. Expect 75 to 80 rpm change for each half pitch. General rule, move up one inch of pitch from a Tempest Plus or Mirage Plus and one and one half inch pitch up from the Revolution 4. PVS solid fittings included. Hub Kit Sold Separately, for Mercury use 835257K6 or 835258K2 for 1 inch or 840389K06 for 1.25 inch propshaft.

Diameter	Pitch	Pro Finished RH Rotation
15.25	19	48-8M0126236
15.25	19.5	48-8M0126237
15.25	20	48-8M0121589
15.25	20.5	48-8M0121590
15.25	21	48-8M0121591
15.25	21.5	48-8M0121592
15.25	22	48-8M0121593
15.25	22.5	48-8M0121594
15.25	23	48-8M0121595
15.25	23.5	48-8M0121596
15.25	24	48-8M0121597
15.25	24.5	48-8M0121598
15.25	25	48-8M0121599
15.25	25.5	48-8M0121600
15.25	26	48-8M0121601
15.25	26.5	48-8M0121602
15.25	27	48-8M0121603
15.25	27.5	48-8M0121604
15.25	28	48-8M0129046
15.25	28.5	48-8M0129048
15.25	29	48-8M0129049

BRAVO I XS PRO FINISHED



Bravo I XS Pro Finished Outboard

The one half pitch increments allow customers to dial in their engine for maximum performance, expect 75 to 100 rpm change between each one half pitch. PVS solid and large vent hole fittings included. Hub Kit Sold Separately, for Mercury use 835257K6 or 835258K2 for 1 inch or 840389K06 for 1.25 inch propshaft.

Diameter	Pitch	Pro Finished RH Rotation
15.25	22	48-831910L60
15.25	22.5	48-8M0111147
15.25	23	48-831910L80
15.25	23.5	48-8M0100104
15.25	24	48-831912L60
15.25	24.5	48-8M0111148
15.25	25	48-831912L80
15.25	25.5	48-8M0100105
15.25	26	48-831914L60
15.25	26.5	48-8M0111149
15.25	27	48-831914L80
15.25	27.5	48-8M0100106
15.25	28	48-831916L60
15.25	28.5	48-8M0111150
15.25	29	48-831916L80
15.25	29.5	48-8M0100107
15.25	30	48-831918L60
15.25	30.5	48-8M0111151
15.25	31	48-831918L80
15.25	31.5	48-8M0100109

BRAVO I XC PRO FINISHED



Bravo I XC Pro Finished Outboard

Designed for shallow water running Flats Boats, this 4 blade offers a tremendous amount of cup, extended barrel for quick planing and added durability.

The added cup reduces engine rpm, plan to drop 2 inch pitch compared to standard Bravo I and if running a jack plate consider increased engine height. Hub Kit Sold Separately, for Mercury use 835257K6 or 835258K2 for 1 inch or 840389K06 for 1.25 inch propshaft.

Diameter	Pitch	Pro Finished RH Rotation
15.3	19	48-8M0118468
15.3	20	48-8M0100110
15.3	21	48-8M0118470
15.3	22	48-8M0100111
15.3	24	48-8M0100112

MERCURY RACING PROPELLER CHARTS

BRAVO I FS PRO FINISHED



Bravo I FS Pro Finished Propeller Chart

Equipped with PVS, sold fittings installed. Hub Kit Sold separately, for Mercury use 835257K6 or 835258K2 for 1 inch or 840389K06 for 1.25 inch propshaft.

Used with single or multi engine four stroke and Verado's, Low pitch can be used with 150 to 300 OptiMax, all pitches can be used with multi engine 150 to 300 OptiMax and up to 600 HP MerCruiser.

Diameter	Pitch	Pro Finished LH Rotation	Pro Finished RH Rotation
15.25	20	48-8M0090453	48-8M0090451
15.25	20.5	Not Available	48-8M0118469
15.25	21	48-8M0090457	48-8M0090455
15.25	21.5	Not Available	48-8M0118471
15.25	22	48-8M0071088	48-8M0064450
15.25	22.5	Not Available	48-8M0128332
15.25	23	48-8M0071089	48-8M0064468
15.25	23.5	Not Available	In process
15.25	24	48-8M0071090	48-8M0064469
15.25	24.5	Not Available	48-8M0128333
15.25	25	48-8M0071091	48-8M0064470
15.25	25.5	Not Available	48-8M0129397
15.25	26	48-8M0071092	48-8M0064471
15.25	26.5	Not Available	48-8M0128334
15.25	27	48-8M0071093	48-8M0064472
15.25	28	48-8M0071094	48-8M0064473
15.25	28.5	Not Available	48-8M0128335
15.25	29	48-8M0071095	48-8M0064475
15.25	30	48-8M0071096	48-8M0064476
15.25	31	48-8M0071097	48-8M0064477
15.25	32	48-8M0104418	48-8M0104417
15.25	33	48-8M0104420	48-8M0104419

ENERTIA ECO XP PROPELLER



Enertia ECO XP Propeller Chart

Hub Kit Sold Separately use 835257K6 or 835258K2 for 1 inch or 840389K06 for 1.25 inch Propshaft

Diameter	Pitch	LH Rotation	RH Rotation
16	16.5	48-8M0110303	48-8M0110304
16	17.5	48-8M0119053	48-8M0119052
16	18.5	48-8M0108351	48-8M0108350
16	19.5	48-8M0119055	48-8M0119056
16	20.5	48-8M0108353	48-8M0108352
16	21.5	48-8M0119057	48-8M0119058
16	22.5	48-8M0108357	48-8M0108354

REVOLUTION 4 XP PRO FINISHED PROPELLER



Revolution 4 XP Pro Finished Chart

For multi-engine outboard powered Center Console, Bay and work boats. Hub Kits Sold Separately use 835258K2 for 1 inch or 840389K06 for 1.25 inch propshaft.

Diameter	Pitch	Pro Finished LH Rotation	Pro Finished RH Rotation
14.6	13	NA	48-8M0142110
14.6	14	48-8M0142111	48-8M0142112
14.6	15	48-8M0142113	48-8M0142114
14.6	16	48-8M0142115	48-8M0142116
14.6	17	48-8M0142117	48-8M0142118
14.6	18	48-8M0113929	48-8M0113928
14.6	18.5	48-8M0113931	48-8M0113930
14.6	19	48-8M0113933	48-8M0113932
14.6	19.5	48-8M0113935	48-8M0113934
14.6	20	48-8M0113937	48-8M0113936
14.6	20.5	48-8M0113939	48-8M0113938
14.6	21	48-8M0113941	48-8M0113940
14.6	21.5	48-8M0113943	48-8M0113942
14.6	22	48-8M0113945	48-8M0113944
14.6	22.5	48-8M0113947	48-8M0113946
14.6	23	48-8M0113949	48-8M0113948
14.6	23.5	48-8M0113951	48-8M0113950
14.6	24	48-8M0113953	48-8M0113952
14.6	24.5	48-8M0113955	48-8M0113954
14.6	25	48-8M0113957	48-8M0113956
14.6	25.5	48-8M0113959	48-8M0113958
14.6	26	48-8M0128847	48-8M0128846
14.6	26.5	48-8M0128850	48-8M0128849

REVOLUTION 4 LAB FINISHED PROPELLER



Revolution 4 Lab Finished Chart

For multi-engine outboard powered Center Console and single engine Bay Boats. Hub Kit Sold Separately use 835258K2 for 1 inch or 840389K06 for 1.25 inch Propshaft

Diameter	Pitch	Lab Finished LH Rotation	Lab Finished RH Rotation
14.6	19	48-857027L55	48-857026L55
14.6	20	48-8M0106547	48-8M0106548
14.6	21	48-857029L55	48-857028L55
14.6	22	48-8M0106545	48-8M0106546
14.6	23	48-857031L55	48-857030L55
14.6	24	48-8M0106543	48-8M0106544
14.6	25	48-857033L55	48-857032L55

BRAVO I OC LAB FINISHED



Bravo I OC Lab Finished Outboard Propeller Chart

Polished Lab Finished, reduced diameter with added tip cup, shortened barrel 1 inch to minimize stern lift and equipped with dual PVS for quick planing. Equipped with 8 PVS solid fittings. Hub Kit Sold separately, 835258K2 for 1 inch or 840389K06 for 1.25 inch propshaft.

Used with Torque or Sport Master gearcase.

Diameter	Pitch	Pro Finished LH Rotation	Pro Finished RH Rotation
14.75	22.5	NA	8M0144040
14.75	23.5	NA	8M0144042
14.75	24.5	NA	8M0144044
14.75	25.5	NA	8M0144046
14.75	26	NA	48-8M0129147
14.75	26.5	NA	48-8M0129148
14.75	27	NA	48-8M0129149
14.75	28	48-8M0092003	48-8M0092002
14.75	29	48-8M0092005	48-8M0092004
14.75	30	48-8M0092007	48-8M0092006
14.75	31	48-8M0092009	48-8M0092008
14.75	32	48-8M0092011	48-8M0092010
14.75	33	48-8M0092013	48-8M0092012

BRAVO I - 4 BLADE SS LAB FINISHED



Bravo I 4 Blade SS Lab Finished Sterndrive and 4 Stroke Outboard Chart

Lab Finished Bravo I features Polished finish. Hub Kit Sold separately use 835258K2 for 1 inch and 840389K06 for 1.25 inch Propshaft. The L35 has superseded to the L45 and the L55 superseded to L65.

Diameter	Pitch	Lab Finished LH Rotation	Lab Finished RH Rotation
15.25	22	48-831909L65	48-831910L65
15.25	23	48-8M0073457	48-8M0073456
15.25	24	48-831911L65	48-831912L65
15.25	25	48-831911L45	48-831912L45
15.25	26	48-831913L65	48-831914L65
15.25	27	48-831913L45	48-831914L45
15.25	28	48-831915L65	48-831916L65
15.25	29	48-831915L45	48-831916L45
15.25	30	48-831917L65	48-831918L65
15.25	31	48-831917L45	48-831918L45
15.25	32	48-831919L65	48-831920L65
15.25	33	48-831919L45	48-831920L45
15.25	34	N.L.A.	N.L.A.
15.25	35	N.L.A.	N.L.A.
15.25	36	N.L.A.	N.L.A.
15.25	37	N.L.A.	N.L.A.

MAX 5 LAB FINISHED PROPELLER



MERCURY RACING PROPELLER CHARTS

MAX 5 Lab Finished Propeller Chart

Mercury Racing Lab Finished MAX 5 blade is designed for high performance Outboard Center Console and Cats with high gearcase height. Sterndrive Sport Deck, Cats and Modified Cats also benefit from enhanced top speeds, great handling, good mid-range throttle response and quick planing performance.

With a diameter of 15 inches and having 5 blades, the Max 5 holds more water and offers less slip than it's 4 blade counterparts. For the 1.25 inch prop shaft use 840389K06 HD Hub kit and for 1 inch prop shaft use hub kit 835258K2.

Diameter	Pitch	Lab Finished LH Rotation	Lab Finished RH Rotation
15	22.3	48-8M0131145	48-8M0131144
15	22.8	48-8M0131147	48-8M0131146
15	23	48-8M0117983	48-8M0117982
15	23.5	48-8M0117985	48-8M0117984
15	24	48-8M0117987	48-8M0117986
15	24.3	48-8M0131149	48-8M0131148
15	24.8	48-8M0131151	48-8M0131150
15	25	48-8M0117989	48-8M0117988
15	25.5	48-8M0117991	48-8M0117990
15	26	48-8M0117993	48-8M0117992
15	26.3	48-8M0131153	48-8M0131152
15	26.8	48-8M0131155	48-8M0131154
15	27	48-8M0117995	48-8M0117994
15	27.5	48-8M0117997	48-8M0117996
15	28	48-8M0117999	48-8M0117998
15	28.3	48-8M0131157	48-8M0131156
15	28.8	48-8M0131159	48-8M0131158
15	29	48-8M0118001	48-8M0118000
15	29.5	48-8M0118003	48-8M0118002
15	30	48-8M0118005	48-8M0118004
15	30.3	48-8M0131161	48-8M0131160
15	30.8	48-8M0131163	48-8M0131162
15	31	48-8M0118007	48-8M0118006
15	31.5	48-8M0118009	48-8M0118008
15	32	48-8M0118011	48-8M0118010
15	32.3	48-8M0131165	48-8M0131164
15	32.8	48-8M0131167	48-8M0131166
15	33	48-8M0118013	48-8M0118012
15	33.5	48-8M0118015	48-8M0118014
15	34	48-8M0118017	48-8M0118016

MAXIMUS LONG TUBE 5 BLADE SS LAB FINISHED



Maximus Long Tube 5 Blade Stainless Steel Sterndrive Propeller Chart

Polished Lab Finished. Barrel length 8.5 inches. Hub Kit Sold Separately, for Mercury use 835258K2 for 1 inch or 840389K06 for 1.25 inch propshaft.

Diameter	Pitch	Lab Finished LH Rotation	Lab Finished RH Rotation
15.63	23	48-889975L45	48-889974L45
15.3	23	48-889975L44	48-889974L44
15.63	24	48-889975L65	48-889974L65
15.3	24	48-889975L64	48-889974L64
15	24	48-889975L63	48-889974L63
15.63	25	48-889965L45	48-889964L45
15.3	25	48-889965L44	48-889964L44
15.63	26	48-889965L65	48-889964L65
15.3	26	48-889965L64	48-889964L64
15	26	48-889965L63	48-889964L63
15.63	27	48-889967L45	48-889966L45
15.3	27	48-889967L44	48-889966L44
15.63	28	48-889967L65	48-889966L65
15.3	28	48-889967L64	48-889966L64
15	28	48-889967L63	48-889966L63
15.63	29	48-889969L45	48-889968L45
15.3	29	48-889969L44	48-889968L44
15.63	30	48-889969L65	48-889968L65
15.3	30	48-889969L64	48-889968L64
15	30	48-889969L63	48-889968L63
15.63	31	48-889971L45	48-889970L45
15.3	31	48-889971L44	48-889970L44
15.63	32	48-889971L65	48-889970L65
15.3	32	48-889971L64	48-889970L64
15	32	48-889971L63	48-889970L63
15.63	33	48-889973L45	48-889972L45
15.3	33	48-889973L44	48-889972L44
15.63	34	48-889973L65	48-889972L65
15.3	34	48-889973L64	48-889972L64
15	34	48-889973L63	48-889972L63
15.63	35	48-889973L85	48-889972L85
15.3	35	48-889973L84	48-889972L84

MAXIMUS SHORT TUBE 5 BLADE SS LAB FINISHED



MERCURY RACING PROPELLER CHARTS

Maximus Short Tube 5 Blade Stainless Steel Sterndrive Propeller Chart

Polished Lab Finished. Barrel length 7.875 inches reduces stern lift. Hub Kit Sold Separately, for Mercury use 835258K2 for 1 inch or 840389K06 for 1.25 inch propshaft.

Diameter	Pitch	Lab Finished LH Rotation	Lab Finished RH Rotation
15.63	23	48-889975L49	48-889974L49
15.3	23	48-889975L48	48-889974L48
15.63	24	48-889975L69	48-889974L69
15.3	24	48-889975L68	48-889974L68
15	24	N.L.A.	N.L.A.
15.63	25	48-889965L49	48-889964L49
15.3	25	48-889965L48	48-889964L48
15.63	26	48-889965L69	48-889964L69
15.3	26	48-889965L68	48-889964L68
15	26	N.L.A.	N.L.A.
15.63	27	48-889967L49	48-889966L49
15.3	27	48-889967L48	48-889966L48
15.63	28	48-889967L69	48-889966L69
15.3	28	48-889967L68	48-889966L68
15	28	N.L.A.	N.L.A.
15.63	29	48-889969L49	48-889968L49
15.3	29	48-889969L48	48-889968L48
15.63	30	48-889969L69	48-889968L69
15.3	30	48-889969L68	48-889968L68
15	30	N.L.A.	N.L.A.
15.63	31	48-889971L49	48-889970L49
15.3	31	48-889971L48	48-889970L48
15.63	32	48-889971L69	48-889970L69
15.3	32	48-889971L68	48-889970L68
15	32	N.L.A.	N.L.A.
15.63	33	48-889973L49	48-889972L49
15.3	33	48-889973L48	48-889972L48
15.63	34	48-889973L69	48-889972L69
15.3	34	48-889973L68	48-889972L68
15	34	N.L.A.	N.L.A.
15.63	35	48-889973L89	48-889972L89
15.3	35	48-889973L88	48-889972L88

BRAVO THREE XR PRO FINISHED



Bravo Three XR Pro Finished Sterndrive Propeller Chart

520 - 525 SC
 350 Mag
 7.4L MPI - 454 Mag MPI - 502 Mag MPI
 496 Mag - 496 Mag HO
 8.2 Mag - 8.2 Mag HO
 D2.8L D-Tronic
 D3.6L - D4.2L - D4.2L D-Tronic
 D7.3L - D7.3L D-Tronic
 Modern Turbo Diesel

Bravo Three X, XR Propeller Hardware:
 Bravo Three Inner Prop Nut Wrench 91-805457T 1
 Forward Thrust Washer 805101T
 Aft Thrust Washer 805100T
 Forward Prop Nut 11-805092T
 Aft Prop Nut 11-805093

Diameter	Pitch	Material	Blades	Pro Finished LH Rotation	Pro Finished RH Rotation
15.5 / 14.5	28	Polished SS	4 / 3	48-842945L80	48-842946L80
15.5 / 14.5	27.5	Polished SS	4 / 3	48-8M0125747	48-8M0125746
15.5 / 14.5	27	Polished SS	4 / 3	48-842945L70	48-842946L70
15.8 / 14.8	26	Polished SS	4 / 3	48-842943L80	48-842944L80
15.8 / 14.8	25.5	Polished SS	4 / 3	48-8M0125745	48-8M0125744
15.8 / 14.8	25	Polished SS	4 / 3	48-842943L70	48-842944L70
16 / 15	24	Polished SS	4 / 3	48-842941L80	48-842942L80
16 / 15	23.5	Polished SS	4 / 3	48-8M0125743	48-8M0125742
16 / 15	23	Polished SS	4 / 3	48-842941L70	48-842942L70
16 / 15	22	Polished SS	4 / 3	48-8M0073458	48-8M0073459
16 / 15	21.5	Polished SS	4 / 3	48-8M0125741	48-8M0125740
16 / 15	21	Polished SS	4 / 3	48-842939L70	48-842940L70
16 / 15	20	Polished SS	4 / 3	48-8M0125739	48-8M0125738

CNC CLEAVER 5 BLADE 13 DEGREE RAKE POLISHED LAB FINISHED STERNDRIVE PROPELLER



MERCURY RACING PROPELLER CHARTS

CNC Cleaver, Heat Treated SS 5 Blade, 13 Degree Rake - 1200 HP

III A, IV, V, VI, VII SSM, NXT1, M8. Case 8M0107970 included.
26 Spline hub with 1.75/1.88 in.(44.5/47.7mm) O.D. propeller shaft and 6 in. (152mm) hub length

Available in 1350 HP, contact Mercury Racing Propellers

Diameter (Inches)	Pitch	LH Rotation	RH Rotation
17	26	48-8M0094381	48-8M0094380
17	27	48-8M0083921	48-8M0083922
17	29	48-8M0084171	48-8M0084172
17	30	48-8M0100159	48-8M0100160
17	31	48-8M0084099	48-8M0084098
17	32	48-8M0030819	48-8M0030820
17	33	48-8M0084169	48-8M0084170
17	34	48-8M0110651	48-8M0110650
17	35	48-8M0084095	48-8M0084096
17	36	48-8M0030773	48-8M0030782
17	37	48-8M0109273	48-8M0109274
17	38	48-8M0062881	48-8M0062882
17	39	48-8M0063967	48-8M0063966
17	40	48-8M0084291	48-8M0084292
17	41	48-8M0063969	48-8M0063968

CNC CLEAVER 5 BLADE 15 DEGREE RAKE POLISHED LAB FINISHED STERNDRIVE PROPELLER



CNC Cleaver, Heat Treated SS 5 Blade, 15 Degree Rake - 1550 HP

III A, IV, V, VI, VII SSM, NXT1, M8. Case 8M0107970 included.
26 Spline hub with 1.75/1.88 in.(44.5/47.7mm) O.D. propeller shaft and 6 in. (152mm) hub length

Diameter (Inches)	Pitch	LH Rotation	RH Rotation
18	26	48-8M0049063	48-8M0049064
17.75	26	48-8M0049093	48-8M0049094
17.50	26	48-8M0049123	48-8M0049124
17.25	26	48-8M0049153	48-8M0049154
17	26	48-8M0049183	48-8M0049184
16.75	26	48-8M0049213	48-8M0049214
16.50	26	48-8M0049243	48-8M0049244
16.25	26	48-8M0049273	48-8M0049274
16	26	48-8M0049303	48-8M0049304
18	27	48-8M0049065	48-8M0049066
17.75	27	48-8M0049095	48-8M0049096

Diameter (Inches)	Pitch	LH Rotation	RH Rotation
17.50	27	48-8M0049125	48-8M0049126
17.25	27	48-8M0049155	48-8M0049156
17	27	48-8M0049185	48-8M0049186
16.75	27	48-8M0049215	48-8M0049216
16.50	27	48-8M0049245	48-8M0049246
16.25	27	48-8M0049275	48-8M0049276
16	27	48-8M0049305	48-8M0049306
18	28	48-8M0049067	48-8M0049068
17.75	28	48-8M0049097	48-8M0049098
17.50	28	48-8M0049127	48-8M0049128
17.25	28	48-8M0049157	48-8M0049158
17	28	48-8M0049187	48-8M0049188
16.75	28	48-8M0049217	48-8M0049218
16.50	28	48-8M0049247	48-8M0049248
16.25	28	48-8M0049277	48-8M0049278
16	28	48-8M0049307	48-8M0049308
18	29	48-8M0049069	48-8M0049070
17.75	29	48-8M0049099	48-8M0049100
17.50	29	48-8M0049129	48-8M0049130
17.25	29	48-8M0049159	48-8M0049160
17	29	48-8M0049189	48-8M0049190
16.75	29	48-8M0049219	48-8M0049220
16.50	29	48-8M0049249	48-8M0049250
16.25	29	48-8M0049279	48-8M0049280
16	29	48-8M0049309	48-8M0049310
18	30	48-8M0049071	48-8M0049072
17.75	30	48-8M0049101	48-8M0049102
17.50	30	48-8M0049131	48-8M0049132
17.25	30	48-8M0049161	48-8M0049162
17	30	48-8M0049191	48-8M0049192
16.75	30	48-8M0049221	48-8M0049222
16.50	30	48-8M0049251	48-8M0049252
16.25	30	48-8M0049281	48-8M0049282
16	30	48-8M0049311	48-8M0049312
18	31	48-8M0049073	48-8M0049074
17.75	31	48-8M0049103	48-8M0049104
17.50	31	48-8M0049133	48-8M0049134
17.25	31	48-8M0049163	48-8M0049164
17	31	48-8M0049193	48-8M0049194
16.75	31	48-8M0049223	48-8M0049224
16.50	31	48-8M0049253	48-8M0049254
16.25	31	48-8M0049283	48-8M0049284
16	31	48-8M0049313	48-8M0049314
18	32	48-8M0049075	48-8M0049076
17.75	32	48-8M0049105	48-8M0049106
17.50	32	48-8M0049135	48-8M0049136
17.25	32	48-8M0049165	48-8M0049166
17	32	48-8M0049195	48-8M0049196
16.75	32	48-8M0049225	48-8M0049226
16.50	32	48-8M0049255	48-8M0049256
16.25	32	48-8M0049285	48-8M0049286
16	32	48-8M0049315	48-8M0049316
18	33	48-8M0049077	48-8M0049078
17.75	33	48-8M0049107	48-8M0049108

MERCURY RACING PROPELLER CHARTS

Diameter (Inches)	Pitch	LH Rotation	RH Rotation
17.50	33	48-8M0049137	48-8M0049138
17.25	33	48-8M0049167	48-8M0049168
17	33	48-8M0049197	48-8M0049198
16.75	33	48-8M0049227	48-8M0049228
16.50	33	48-8M0049257	48-8M0049258
16.25	33	48-8M0049287	48-8M0049288
16	33	48-8M0049317	48-8M0049318
18	34	48-8M0049079	48-8M0049080
17.75	34	48-8M0049109	48-8M0049110
17.50	34	48-8M0049139	48-8M0049140
17.25	34	48-8M0049169	48-8M0049170
17	34	48-8M0049199	48-8M0049200
16.75	34	48-8M0049229	48-8M0049230
16.50	34	48-8M0049259	48-8M0049260
16.25	34	48-8M0049289	48-8M0049290
16	34	48-8M0049319	48-8M0049320
18	35	48-8M0049081	48-8M0049082
17.75	35	48-8M0049111	48-8M0049112
17.50	35	48-8M0049141	48-8M0049142
17.25	35	48-8M0049171	48-8M0049172
17	35	48-8M0049201	48-8M0049202
16.75	35	48-8M0049231	48-8M0049232
16.50	35	48-8M0049261	48-8M0049262
16.25	35	48-8M0049291	48-8M0049292
16	35	48-8M0049321	48-8M0049322
18	36	48-8M0049083	48-8M0049084
17.75	36	48-8M0049113	48-8M0049114
17.50	36	48-8M0049143	48-8M0049144
17.25	36	48-8M0049173	48-8M0049174
17	36	48-8M0049203	48-8M0049204
16.75	36	48-8M0049233	48-8M0049234
16.50	36	48-8M0049263	48-8M0049264
16.25	36	48-8M0049293	48-8M0049294
16	36	48-8M0049323	48-8M0049324
18	37	48-8M0049085	48-8M0049086
17.75	37	48-8M0049115	48-8M0049116
17.50	37	48-8M0049145	48-8M0049146
17.25	37	48-8M0049175	48-8M0049176
17	37	48-8M0049205	48-8M0049206
16.75	37	48-8M0049235	48-8M0049236
16.50	37	48-8M0049265	48-8M0049266
16.25	37	48-8M0049295	48-8M0049296
16	37	48-8M0049325	48-8M0049326
18	38	48-8M0049087	48-8M0049088
17.75	38	48-8M0049117	48-8M0049118
17.50	38	48-8M0049147	48-8M0049148
17.25	38	48-8M0049177	48-8M0049178
17	38	48-8M0049207	48-8M0049208
16.75	38	48-8M0049237	48-8M0049238
16.50	38	48-8M0049267	48-8M0049268
16.25	38	48-8M0049297	48-8M0049298
16	38	48-8M0049327	48-8M0049328
18	39	48-8M0049089	48-8M0049090
17.75	39	48-8M0049119	48-8M0049120

Diameter (Inches)	Pitch	LH Rotation	RH Rotation
17.50	39	48-8M0049149	48-8M0049150
17.25	39	48-8M0049179	48-8M0049180
17	39	48-8M0049209	48-8M0049210
16.75	39	48-8M0049239	48-8M0049240
16.50	39	48-8M0049269	48-8M0049270
16.25	39	48-8M0049299	48-8M0049300
16	39	48-8M0049329	48-8M0049330
18	40	48-8M0049091	48-8M0049092
17.75	40	48-8M0049121	48-8M0049122
17.50	40	48-8M0049151	48-8M0049152
17.25	40	48-8M0049181	48-8M0049182
17	40	48-8M0049211	48-8M0049212
16.75	40	48-8M0049241	48-8M0049242
16.50	40	48-8M0049271	48-8M0049272
16.25	40	48-8M0049301	48-8M0049302
16	40	48-8M0049331	48-8M0049332

CNC Cleaver, Heat Treated SS 5 Blade, 15 Degree Rake - 1350 HP

IIIA, IV, V, VI, VII SSM, NXT1, M8, Case 8M0107970 included.
26 Spline hub with 1.75/1.88 in.(44.5/47.7mm) O.D. propeller shaft and 6 in. (152mm) hub length

Diameter (Inches)	Pitch	LH Rotation	RH Rotation
17.50	37	48-8M0094553	48-8M0094554
17.50	38	48-8M0104251	48-8M0104250
17	39	48-8M0119331	48-8M0119332
16.50	39	48-8M0103651	48-8M0103650

CNC Cleaver, Heat Treated SS 5 Blade, 15 Degree Rake - 1200 HP

IIIA, IV, V, VI, VII SSM, NXT1, M8, Case 8M0107970 included.
26 Spline hub with 1.75/1.88 in.(44.5/47.7mm) O.D. propeller shaft and 6 in. (152mm) hub length

Diameter (Inches)	Pitch	LH Rotation	RH Rotation
18	26	48-8M0002277	48-8M0002278
17.75	26	48-8M0002307	48-8M0002308
17.50	26	48-8M0002337	48-8M0002338
17.25	26	48-8M0002367	48-8M0002368
17	26	48-8M0002397	48-8M0002398
16.75	26	48-8M0002427	48-8M0002428
16.50	26	48-8M0002457	48-8M0002458
16.25	26	48-8M0002487	48-8M0002488
16	26	48-8M0002517	48-8M0002518
15.75	26	48-8M0002547	48-8M0002548
15.50	26	48-8M0002577	48-8M0002578
15.25	26	48-8M0002607	48-8M0002608
15	26	48-8M0002637	48-8M0002638
18	27	48-8M0002279	48-8M0002280
17.75	27	48-8M0002309	48-8M0002310
17.50	27	48-8M0002339	48-8M0002340
17.25	27	48-8M0002369	48-8M0002370
17	27	48-8M0002399	48-8M0002400
16.75	27	48-8M0002429	48-8M0002430

MERCURY RACING PROPELLER CHARTS

MERCURY RACING PROPELLER CHARTS

Diameter (Inches)	Pitch	LH Rotation	RH Rotation
16.50	27	48-8M0002459	48-8M0002460
16.25	27	48-8M0002489	48-8M0002490
16	27	48-8M0002519	48-8M0002520
15.75	27	48-8M0002549	48-8M0002550
15.50	27	48-8M0002579	48-8M0002580
15.25	27	48-8M0002609	48-8M0002610
15	27	48-8M0002639	48-8M0002640
18	28	48-8M0002281	48-8M0002282
17.75	28	48-8M0002311	48-8M0002312
17.50	28	48-8M0002341	48-8M0002342
17.25	28	48-8M0002371	48-8M0002372
17	28	48-8M0002401	48-8M0002402
16.75	28	48-8M0002431	48-8M0002432
16.50	28	48-8M0002461	48-8M0002462
16.25	28	48-8M0002491	48-8M0002492
16	28	48-8M0002521	48-8M0002522
15.75	28	48-8M0002551	48-8M0002552
15.50	28	48-8M0002581	48-8M0002582
15.25	28	48-8M0002611	48-8M0002612
15	28	48-8M0002641	48-8M0002642
18	29	48-8M0002283	48-8M0002284
17.75	29	48-8M0002313	48-8M0002314
17.50	29	48-8M0002343	48-8M0002344
17.25	29	48-8M0002373	48-8M0002374
17	29	48-8M0002403	48-8M0002404
16.75	29	48-8M0002433	48-8M0002434
16.50	29	48-8M0002463	48-8M0002464
16.25	29	48-8M0002493	48-8M0002494
16	29	48-8M0002523	48-8M0002524
15.75	29	48-8M0002553	48-8M0002554
15.50	29	48-8M0002583	48-8M0002584
15.25	29	48-8M0002613	48-8M0002614
15	29	48-8M0002643	48-8M0002644
18	30	48-8M0002285	48-8M0002286
17.75	30	48-8M0002315	48-8M0002316
17.50	30	48-8M0002345	48-8M0002346
17.25	30	48-8M0002375	48-8M0002376
17	30	48-8M0002405	48-8M0002406
16.75	30	48-8M0002435	48-8M0002436
16.50	30	48-8M0002465	48-8M0002466
16.25	30	48-8M0002495	48-8M0002496
16	30	48-8M0002525	48-8M0002526
15.75	30	48-8M0002555	48-8M0002556
15.50	30	48-8M0002585	48-8M0002586
15.25	30	48-8M0002615	48-8M0002616
15	30	48-8M0002645	48-8M0002646
18	31	48-8M0002287	48-8M0002288
17.75	31	48-8M0002317	48-8M0002318
17.50	31	48-8M0002347	48-8M0002348
17.25	31	48-8M0002377	48-8M0002378
17	31	48-8M0002407	48-8M0002408
16.75	31	48-8M0002437	48-8M0002438
16.50	31	48-8M0002467	48-8M0002468
16.25	31	48-8M0002497	48-8M0002498

Diameter (Inches)	Pitch	LH Rotation	RH Rotation
16	31	48-8M0002527	48-8M0002528
15.75	31	48-8M0002557	48-8M0002558
15.50	31	48-8M0002587	48-8M0002588
15.25	31	48-8M0002617	48-8M0002618
15	31	48-8M0002647	48-8M0002648
18	32	48-8M0002289	48-8M0002290
17.75	32	48-8M0002319	48-8M0002320
17.50	32	48-8M0002349	48-8M0002350
17.25	32	48-8M0002379	48-8M0002380
17	32	48-8M0002409	48-8M0002410
16.75	32	48-8M0002439	48-8M0002440
16.50	32	48-8M0002469	48-8M0002470
16.25	32	48-8M0002499	48-8M0002500
16	32	48-8M0002529	48-8M0002530
15.75	32	48-8M0002559	48-8M0002560
15.50	32	48-8M0002589	48-8M0002590
15.25	32	48-8M0002619	48-8M0002620
15	32	48-8M0002649	48-8M0002650
18	33	48-8M0003461	48-8M0003462
17.75	33	48-8M0002321	48-8M0002322
17.50	33	48-8M0002351	48-8M0002352
17.25	33	48-8M0002381	48-8M0002382
17	33	48-8M0002411	48-8M0002412
16.75	33	48-8M0002441	48-8M0002442
16.50	33	48-8M0002471	48-8M0002472
16.25	33	48-8M0002501	48-8M0002502
16	33	48-8M0002531	48-8M0002532
15.75	33	48-8M0002561	48-8M0002562
15.50	33	48-8M0002591	48-8M0002592
15.25	33	48-8M0002621	48-8M0002622
15	33	48-8M0002651	48-8M0002652
18	34	48-8M0002293	48-8M0002294
17.75	34	48-8M0002323	48-8M0002324
17.50	34	48-8M0002353	48-8M0002354
17.25	34	48-8M0002383	48-8M0002384
17	34	48-8M0002413	48-8M0002414
16.75	34	48-8M0002443	48-8M0002444
16.50	34	48-8M0002473	48-8M0002474
16.25	34	48-8M0002503	48-8M0002504
16	34	48-8M0002533	48-8M0002534
15.75	34	48-8M0002563	48-8M0002564
15.50	34	48-8M0002593	48-8M0002594
15.25	34	48-8M0002623	48-8M0002624
15	34	48-8M0002653	48-8M0002654
18	35	48-8M0002295	48-8M0002296
17.75	35	48-8M0002325	48-8M0002326
17.50	35	48-8M0002355	48-8M0002356
17.25	35	48-8M0002385	48-8M0002386
17	35	48-8M0002415	48-8M0002416
16.75	35	48-8M0002445	48-8M0002446
16.50	35	48-8M0002475	48-8M0002476
16.25	35	48-8M0002505	48-8M0002506
16	35	48-8M0002535	48-8M0002536
15.75	35	48-8M0002565	48-8M0002566

MERCURY RACING PROPELLER CHARTS

Diameter (Inches)	Pitch	LH Rotation	RH Rotation
15.50	35	48-8M0002595	48-8M0002596
15.25	35	48-8M0002625	48-8M0002626
15	35	48-8M0002655	48-8M0002656
18	36	48-8M0002297	48-8M0002298
17.75	36	48-8M0002327	48-8M0002328
17.50	36	48-8M0002357	48-8M0002358
17.25	36	48-8M0002387	48-8M0002388
17	36	48-8M0002417	48-8M0002418
16.75	36	48-8M0002447	48-8M0002448
16.50	36	48-8M0002477	48-8M0002478
16.25	36	48-8M0002507	48-8M0002508
16	36	48-8M0002537	48-8M0002538
15.75	36	48-8M0002567	48-8M0002568
15.50	36	48-8M0002597	48-8M0002598
15.25	36	48-8M0002627	48-8M0002628
15	36	48-8M0002657	48-8M0002658
18	37	48-8M0002299	48-8M0002300
17.75	37	48-8M0002329	48-8M0002330
17.50	37	48-8M0002359	48-8M0002360
17.25	37	48-8M0002389	48-8M0002390
17	37	48-8M0002419	48-8M0002420
16.75	37	48-8M0002449	48-8M0002450
16.50	37	48-8M0002479	48-8M0002480
16.25	37	48-8M0002509	48-8M0002510
16	37	48-8M0002539	48-8M0002540
15.75	37	48-8M0002569	48-8M0002570
15.50	37	48-8M0002599	48-8M0002600
15.25	37	48-8M0002629	48-8M0002630
15	37	48-8M0002659	48-8M0002660
18	38	48-8M0002301	48-8M0002302
17.75	38	48-8M0002331	48-8M0002332
17.50	38	48-8M0002361	48-8M0002362
17.25	38	48-8M0002391	48-8M0002392
17	38	48-8M0002421	48-8M0002422
16.75	38	48-8M0002451	48-8M0002452
16.50	38	48-8M0002481	48-8M0002482
16.25	38	48-8M0002511	48-8M0002512
16	38	48-8M0002541	48-8M0002542
15.75	38	48-8M0002571	48-8M0002572
15.50	38	48-8M0002601	48-8M0002602
15.25	38	48-8M0002631	48-8M0002632
15	38	48-8M0002661	48-8M0002662
18	39	48-8M0002303	48-8M0002304
17.75	39	48-8M0002333	48-8M0002334
17.50	39	48-8M0002363	48-8M0002364
17.25	39	48-8M0002393	48-8M0002394
17	39	48-8M0002423	48-8M0002424
16.75	39	48-8M0002453	48-8M0002454
16.50	39	48-8M0002483	48-8M0002484
16.25	39	48-8M0002513	48-8M0002514
16	39	48-8M0002543	48-8M0002544
15.75	39	48-8M0002573	48-8M0002574
15.50	39	48-8M0002603	48-8M0002604
15.25	39	48-8M0002633	48-8M0002634

Diameter (Inches)	Pitch	LH Rotation	RH Rotation
15	39	48-8M0002663	48-8M0002664
18	40	48-8M0002305	48-8M0002306
17.75	40	48-8M0002335	48-8M0002336
17.50	40	48-8M0002365	48-8M0002366
17.25	40	48-8M0002395	48-8M0002396
17	40	48-8M0002425	48-8M0002426
16.75	40	48-8M0002455	48-8M0002456
16.50	40	48-8M0002485	48-8M0002486
16.25	40	48-8M0002515	48-8M0002516
15	40	48-8M0002545	48-8M0002546
15.75	40	48-8M0002575	48-8M0002576
15.50	40	48-8M0002605	48-8M0002606
15.25	40	48-8M0002635	48-8M0002636
15	40	48-8M0002665	48-8M0002666

CNC Cleaver, Heat Treated SS 5 Blade, 15 Degree Rake - 1100 HP

IIIA, IV, V, VI, VII SSM, NXT1, M8, Case 8M010790 included.
26 Spline hub with 1.75/1.88 in.(44.5/47.7mm) O.D. propeller shaft and 6 in. (152mm) hub length

Diameter (Inches)	Pitch	LH Rotation	RH Rotation
17.50	34	48-8M0106641	48-8M0106640
17.50	35	48-8M0106643	48-8M0049142
17.50	36	48-8M0109491	48-8M0109490
17.50	37	48-8M0112363	48-8M0112362

CNC Cleaver, Heat Treated SS 5 Blade, 15 Degree Rake - 900 HP

IIIA, IV, V, VI, VII SSM, NXT1, M8, Case 8M010790 included.
26 Spline hub with 1.75/1.88 in.(44.5/47.7mm) O.D. propeller shaft and 6 in. (152mm) hub length

Diameter (Inches)	Pitch	LH Rotation	RH Rotation
18	26	48-8M0003447	48-8M0003448
17.75	26	48-8M0003449	48-8M0003450
17.50	26	48-8M0003507	48-8M0003508
17.25	26	48-8M0003537	48-8M0003538
17	26	48-8M0003567	48-8M0003568
16.75	26	48-8M0003597	48-8M0003598
16.50	26	48-8M0003627	48-8M0003628
16.25	26	48-8M0003657	48-8M0003658
16	26	48-8M0003687	48-8M0003688
15.75	26	48-8M0003717	48-8M0003718
15.50	26	48-8M0003747	48-8M0003748
15.25	26	48-8M0003777	48-8M0003778
15	26	48-8M0003807	48-8M0003808
18	27	48-8M0003449	48-8M0003450
17.75	27	48-8M0003479	48-8M0003480
17.50	27	48-8M0003507	48-8M0003508
17.25	27	48-8M0003539	48-8M0003538
17	27	48-8M0003569	48-8M0003570
16.75	27	48-8M0003599	48-8M0003600
16.50	27	48-8M0003629	48-8M0003630
16.25	27	48-8M0003659	48-8M0003660

MERCURY RACING PROPELLER CHARTS

MERCURY RACING PROPELLER CHARTS

Diameter (Inches)	Pitch	LH Rotation	RH Rotation
16	27	48-8M0003687	48-8M0003688
15.75	27	48-8M0003719	48-8M0003720
15.50	27	48-8M0003749	48-8M0003750
15.25	27	48-8M0003779	48-8M0003780
15	27	48-8M0003809	48-8M0003810
18	28	48-8M0003451	48-8M0003452
17.75	28	48-8M0003481	48-8M0003482
17.50	28	48-8M0003511	48-8M0003512
17.25	28	48-8M0003541	48-8M0003542
17	28	48-8M0003571	48-8M0003572
16.75	28	48-8M0003601	48-8M0003602
16.50	28	48-8M0003631	48-8M0003632
16.25	28	48-8M0003661	48-8M0003662
16	28	48-8M0003691	48-8M0003692
15.75	28	48-8M0003721	48-8M0003722
15.50	28	48-8M0003751	48-8M0003752
15.25	28	48-8M0003781	48-8M0003782
15	28	48-8M0003811	48-8M0003812
18	29	48-8M0003453	48-8M0003454
17.75	29	48-8M0003483	48-8M0003484
17.50	29	48-8M0003513	48-8M0003514
17.25	29	48-8M0003543	48-8M0003544
17	29	48-8M0003573	48-8M0003574
16.75	29	48-8M0003603	48-8M0003604
16.50	29	48-8M0003633	48-8M0003634
16.25	29	48-8M0003663	48-8M0003664
16	29	48-8M0003693	48-8M0003694
15.75	29	48-8M0003723	48-8M0003724
15.50	29	48-8M0003753	48-8M0003754
15.25	29	48-8M0003783	48-8M0003784
15	29	48-8M0003813	48-8M0003814
18	30	48-8M0003455	48-8M0003456
17.75	30	48-8M0003485	48-8M0003486
17.50	30	48-8M0003515	48-8M0003516
17.25	30	48-8M0003545	48-8M0003546
17	30	48-8M0003575	48-8M0003576
16.75	30	48-8M0003605	48-8M0003606
16.50	30	48-8M0003635	48-8M0003636
16.25	30	48-8M0003665	48-8M0003666
16	30	48-8M0003695	48-8M0003696
15.75	30	48-8M0003725	48-8M0003726
15.50	30	48-8M0003755	48-8M0003756
15.25	30	48-8M0003785	48-8M0003786
15	30	48-8M0003815	48-8M0003816
18	31	48-8M0003457	48-8M0003458
17.75	31	48-8M0003487	48-8M0003488
17.50	31	48-8M0003517	48-8M0003518
17.25	31	48-8M0003547	48-8M0003548
17	31	48-8M0003577	48-8M0003578
16.75	31	48-8M0003607	48-8M0003608
16.50	31	48-8M0003637	48-8M0003638
16.25	31	48-8M0003667	48-8M0003668
16	31	48-8M0003697	48-8M0003698
15.75	31	48-8M0003727	48-8M0003728

Diameter (Inches)	Pitch	LH Rotation	RH Rotation
15.50	31	48-8M0003757	48-8M0003758
15.25	31	48-8M0003787	48-8M0003788
15	31	48-8M0003817	48-8M0003818
18	32	48-8M0003459	48-8M0003460
17.75	32	48-8M0003489	48-8M0003490
17.50	32	48-8M0003519	48-8M0003520
17.25	32	48-8M0003549	48-8M0003550
17	32	48-8M0003579	48-8M0003580
16.75	32	48-8M0003609	48-8M0003610
16.50	32	48-8M0003639	48-8M0003640
16.25	32	48-8M0003669	48-8M0003670
16	32	48-8M0003699	48-8M0003700
15.75	32	48-8M0003729	48-8M0003730
15.50	32	48-8M0003759	48-8M0003760
15.25	32	48-8M0003789	48-8M0003790
15	32	48-8M0003819	48-8M0003820
18	33	48-8M0003461	48-8M0003462
17.75	33	48-8M0003491	48-8M0003492
17.50	33	48-8M0003521	48-8M0003522
17.25	33	48-8M0003551	48-8M0003552
17	33	48-8M0003581	48-8M0003582
16.75	33	48-8M0003611	48-8M0003612
16.50	33	48-8M0003641	48-8M0003642
16.25	33	48-8M0003671	48-8M0003672
16	33	48-8M0003701	48-8M0003702
15.75	33	48-8M0003731	48-8M0003732
15.50	33	48-8M0003761	48-8M0003762
15.25	33	48-8M0003791	48-8M0003792
15	33	48-8M0003821	48-8M0003822
18	34	48-8M0003463	48-8M0003464
17.75	34	48-8M0003493	48-8M0003494
17.50	34	48-8M0003523	48-8M0003524
17.25	34	48-8M0003553	48-8M0003554
17	34	48-8M0003583	48-8M0003584
16.75	34	48-8M0003613	48-8M0003614
16.50	34	48-8M0003643	48-8M0003644
16.25	34	48-8M0003673	48-8M0003674
16	34	48-8M0003703	48-8M0003704
15.75	34	48-8M0003733	48-8M0003734
15.50	34	48-8M0003763	48-8M0003764
15.25	34	48-8M0003793	48-8M0003794
15	34	48-8M0003823	48-8M0003824
18	35	48-8M0003465	48-8M0003466
17.75	35	48-8M0003495	48-8M0003496
17.50	35	48-8M0003525	48-8M0003526
17.25	35	48-8M0003555	48-8M0003556
17	35	48-8M0003585	48-8M0003586
16.75	35	48-8M0003615	48-8M0003616
16.50	35	48-8M0003645	48-8M0003646
16.25	35	48-8M0003675	48-8M0003676
16	35	48-8M0003705	48-8M0003706
15.75	35	48-8M0003835	48-8M0003836
15.50	35	48-8M0003765	48-8M0003766
15.25	35	48-8M0003795	48-8M0003796

MERCURY RACING PROPELLER CHARTS

Diameter (Inches)	Pitch	LH Rotation	RH Rotation
15	35	48-8M0003825	48-8M0003826
18	36	48-8M0003467	48-8M0003468
17.75	36	48-8M0003497	48-8M0003498
17.50	36	48-8M0003527	48-8M0003528
17.25	36	48-8M0003557	48-8M0003558
17	36	48-8M0003587	48-8M0003588
16.75	36	48-8M0003617	48-8M0003618
16.50	36	48-8M0003647	48-8M0003648
16.25	36	48-8M0003677	48-8M0003678
16	36	48-8M0003707	48-8M0003708
15.75	36	48-8M0003737	48-8M0003738
15.50	36	48-8M0003767	48-8M0003768
15.25	36	48-8M0003797	48-8M0003798
15	36	48-8M0003827	48-8M0003828
18	37	48-8M0003469	48-8M0003470
17.75	37	48-8M0003499	48-8M0003500
17.50	37	48-8M0003529	48-8M0003530
17.25	37	48-8M0003559	48-8M0003560
17	37	48-8M0003589	48-8M0003590
16.75	37	48-8M0003619	48-8M0003620
16.50	37	48-8M0003649	48-8M0003650
16.25	37	48-8M0003679	48-8M0003680
16	37	48-8M0003709	48-8M0003710
15.75	37	48-8M0003739	48-8M0003740
15.50	37	48-8M0003769	48-8M0003770
15.25	37	48-8M0003799	48-8M0003800
15	37	48-8M0003829	48-8M0003830
18	38	48-8M0003471	48-8M0003472
17.75	38	48-8M0003501	48-8M0003502
17.50	38	48-8M0003531	48-8M0003532
17.25	38	48-8M0003561	48-8M0003562
17	38	48-8M0003591	48-8M0003592
16.75	38	48-8M0003621	48-8M0003622
16.50	38	48-8M0003651	48-8M0003652
16.25	38	48-8M0003681	48-8M0003682
16	38	48-8M0003711	48-8M0003712
15.75	38	48-8M0003741	48-8M0003742
15.50	38	48-8M0003771	48-8M0003772
15.25	38	48-8M0003801	48-8M0003802
15	38	48-8M0003831	48-8M0003832
18	39	48-8M0003473	48-8M0003474
17.75	39	48-8M0003503	48-8M0003504
17.50	39	48-8M0003533	48-8M0003534
17.25	39	48-8M0003563	48-8M0003564
17	39	48-8M0003593	48-8M0003594
16.75	39	48-8M0003623	48-8M0003624
16.50	39	48-8M0003653	48-8M0003654
16.25	39	48-8M0003683	48-8M0003684
16	39	48-8M0003713	48-8M0003714
15.75	39	48-8M0003743	48-8M0003744
15.50	39	48-8M0003773	48-8M0003774
15.25	39	48-8M0003803	48-8M0003804
15	39	48-8M0003835	48-8M0003836
18	40	48-8M0003475	48-8M0003476

Diameter (Inches)	Pitch	LH Rotation	RH Rotation
17.75	40	48-8M0003505	48-8M0003506
17.50	40	48-8M0003535	48-8M0003536
17.25	40	48-8M0003565	48-8M0003566
17	40	48-8M0003595	48-8M0003596
16.75	40	48-8M0003625	48-8M0003626
16.50	40	48-8M0003655	48-8M0003656
16.25	40	48-8M0003685	48-8M0003686
15	40	48-8M0003715	48-8M0003716
15.75	40	48-8M0003745	48-8M0003746
15.50	40	48-8M0003775	48-8M0003776
15.25	40	48-8M0003805	48-8M0003806
15	40	48-8M0003835	48-8M0003836

CNC Cleaver, Heat Treated SS 5 Blade, 15 Degree Rake - 700 HP

IIIA, IV, V, VI, VII SSM, NXT1, M8, Case 8M0107970 included.
26 Spline hub with 1.75/1.88 in.(44.5/47.7mm) O.D. propeller shaft and 6 in. (152mm) hub length

Diameter (Inches)	Pitch	LH Rotation	RH Rotation
17	34	48-8M0104253	48-8M0104252
17	35	48-8M0109501	48-8M0109500

CNC Cleaver, Heat Treated SS 5 Blade, 15 Degree Rake - 600 HP

IIIA, IV, V, VI, VII SSM, NXT1. Case 8M0107970 included.
26 Spline hub with 1.75/1.88 in.(44.5/47.7mm) O.D. propeller shaft and 6 in. (152mm) hub length

Diameter (Inches)	Pitch	LH Rotation	RH Rotation
14.75	25	48-8M0071911	
14.5	25	48-8M0065413	
18	26	48-8M0004617	48-8M0004618
17.75	26	48-8M0004647	48-8M0004648
17.50	26	48-8M0004677	48-8M0004678
17.25	26	48-8M0004707	48-8M0004708
17	26	48-8M0004737	48-8M0004738
16.75	26	48-8M0004767	48-8M0004768
16.50	26	48-8M0004797	48-8M0004798
16.25	26	48-8M0004827	48-8M0004828
16	26	48-8M0004857	48-8M0004858
15.75	26	48-8M0004887	48-8M0004888
15.50	26	48-8M0004917	48-8M0004918
15.25	26	48-8M0004947	48-8M0004948
15	26	48-8M0004977	48-8M0004978
14.75	26	48-8M0063206	
14.5	26	48-8M0065293	48-8M0065294
18	27	48-8M0004619	48-8M0004620
17.75	27	48-8M0004649	48-8M0004650
17.50	27	48-8M0004679	48-8M0004680
17.25	27	48-8M0004709	48-8M0004710
17	27	48-8M0004739	48-8M0004740
16.75	27	48-8M0004769	48-8M0004770
16.50	27	48-8M0004799	48-8M0004800
16.25	27	48-8M0004829	48-8M0004830

MERCURY RACING PROPELLER CHARTS

MERCURY RACING PROPELLER CHARTS

Diameter (Inches)	Pitch	LH Rotation	RH Rotation
16	27	48-8M0004859	48-8M0004860
15.75	27	48-8M0004889	48-8M0004890
15.50	27	48-8M0004919	48-8M0004920
15.25	27	48-8M0004949	48-8M0004950
15	27	48-8M0004979	48-8M0004980
14.5	27	48-8M00065295	48-8M00065296
18	28	48-8M0004621	48-8M0004622
17.75	28	48-8M0004651	48-8M0004652
17.50	28	48-8M0004681	48-8M0004682
17.25	28	48-8M0004711	48-8M0004712
17	28	48-8M0004741	48-8M0004742
16.75	28	48-8M0004771	48-8M0004772
16.50	28	48-8M0004801	48-8M0004802
16.25	28	48-8M0004831	48-8M0004832
16	28	48-8M0004861	48-8M0004862
15.75	28	48-8M0004891	48-8M0004892
15.50	28	48-8M0004921	48-8M0004922
15.25	28	48-8M0004951	48-8M0004952
15	28	48-8M0004981	48-8M0004982
14.5	28	48-8M0075897	48-8M0075896
18	29	48-8M0004623	48-8M0004624
17.75	29	48-8M0004653	48-8M0004654
17.50	29	48-8M0004683	48-8M0004684
17.25	29	48-8M0004713	48-8M0004714
17	29	48-8M0004743	48-8M0004744
16.75	29	48-8M0004773	48-8M0004774
16.50	29	48-8M0004803	48-8M0004804
16.25	29	48-8M0004833	48-8M0004834
16	29	48-8M0004863	48-8M0004864
15.75	29	48-8M0004893	48-8M0004894
15.50	29	48-8M0004923	48-8M0004924
15.25	29	48-8M0004953	48-8M0004954
15	29	48-8M0004983	48-8M0004984
18	30	48-8M0004625	48-8M0004626
17.75	30	48-8M0004655	48-8M0004656
17.50	30	48-8M0004685	48-8M0004686
17.25	30	48-8M0004715	48-8M0004716
17	30	48-8M0004745	48-8M0004746
16.75	30	48-8M0004775	48-8M0004776
16.50	30	48-8M0004805	48-8M0004806
16.25	30	48-8M0004835	48-8M0004836
16	30	48-8M0004865	48-8M0004866
15.75	30	48-8M0004895	48-8M0004896
15.50	30	48-8M0004925	48-8M0004926
15.25	30	48-8M0004955	48-8M0004956
15	30	48-8M0004985	48-8M0004986
18	31	48-8M0004627	48-8M0004628
17.75	31	48-8M0004657	48-8M0004658
17.50	31	48-8M0004687	48-8M0004688
17.25	31	48-8M0004717	48-8M0004718
17	31	48-8M0004747	48-8M0004748
16.75	31	48-8M0004777	48-8M0004778
16.50	31	48-8M0004807	48-8M0004808
16.25	31	48-8M0004837	48-8M0004838

Diameter (Inches)	Pitch	LH Rotation	RH Rotation
16	31	48-8M0004867	48-8M0004868
15.75	31	48-8M0004897	48-8M0004898
15.50	31	48-8M0004927	48-8M0004928
15.25	31	48-8M0004957	48-8M0004958
15	31	48-8M0004987	48-8M0004988
18	32	48-8M0004629	48-8M0004630
17.75	32	48-8M0004659	48-8M0004660
17.50	32	48-8M0004689	48-8M0004690
17.25	32	48-8M0004719	48-8M0004720
17	32	48-8M0004749	48-8M0004750
16.75	32	48-8M0004779	48-8M0004780
16.50	32	48-8M0004809	48-8M0004810
16.25	32	48-8M0004839	48-8M0004840
16	32	48-8M0004869	48-8M0004870
15.75	32	48-8M0004899	48-8M0004900
15.50	32	48-8M0004929	48-8M0004930
15.25	32	48-8M0004959	48-8M0004960
15	32	48-8M0004989	48-8M0004990
18	33	48-8M0004631	48-8M0004632
17.75	33	48-8M0004661	48-8M0004662
17.50	33	48-8M0004691	48-8M0004692
17.25	33	48-8M0004721	48-8M0004722
17	33	48-8M0004751	48-8M0004752
16.75	33	48-8M0004781	48-8M0004782
16.50	33	48-8M0004811	48-8M0004812
16.25	33	48-8M0004841	48-8M0004842
16	33	48-8M0004871	48-8M0004872
15.75	33	48-8M0004901	48-8M0004902
15.50	33	48-8M0004931	48-8M0004932
15.25	33	48-8M0004961	48-8M0004962
15	33	48-8M0004991	48-8M0004992
18	34	48-8M0004633	48-8M0004634
17.75	34	48-8M0004663	48-8M0004664
17.50	34	48-8M0004693	48-8M0004694
17.25	34	48-8M0004723	48-8M0004724
17	34	48-8M0004753	48-8M0004754
16.75	34	48-8M0004783	48-8M0004784
16.50	34	48-8M0004813	48-8M0004814
16.25	34	48-8M0004843	48-8M0004844
16	34	48-8M0004873	48-8M0004874
15.75	34	48-8M0004903	48-8M0004904
15.50	34	48-8M0004933	48-8M0004934
15.25	34	48-8M0004963	48-8M0004964
15	34	48-8M0004993	48-8M0004994
18	35	48-8M0004635	48-8M0004636
17.75	35	48-8M0004665	48-8M0004666
17.50	35	48-8M0004695	48-8M0004696
17.25	35	48-8M0004725	48-8M0004726
17	35	48-8M0004755	48-8M0004756
16.75	35	48-8M0004785	48-8M0004786
16.50	35	48-8M0004815	48-8M0004816
16.25	35	48-8M0004845	48-8M0004846
16	35	48-8M0004875	48-8M0004876
15.75	35	48-8M0004905	48-8M0004906

MERCURY RACING PROPELLER CHARTS

Diameter (Inches)	Pitch	LH Rotation	RH Rotation
15.50	35	48-8M0004935	48-8M0004936
15.25	35	48-8M0004965	48-8M0004966
15	35	48-8M0004995	48-8M0004996
18	36	48-8M0004637	48-8M0004638
17.75	36	48-8M0004667	48-8M0004668
17.50	36	48-8M0004697	48-8M0004698
17.25	36	48-8M0004727	48-8M0004728
17	36	48-8M0004757	48-8M0004758
16.75	36	48-8M0004787	48-8M0004788
16.50	36	48-8M0004817	48-8M0004818
16.25	36	48-8M0004847	48-8M0004848
16	36	48-8M0004877	48-8M0004878
15.75	36	48-8M0004907	48-8M0004908
15.50	36	48-8M0004937	48-8M0004938
15.25	36	48-8M0004967	48-8M0004968
15	36	48-8M0004997	48-8M0004998
18	37	48-8M0004639	48-8M0004640
17.75	37	48-8M0004669	48-8M0004670
17.50	37	48-8M0004701	48-8M0004702
17.25	37	48-8M0004731	48-8M0004732
17	37	48-8M0004761	48-8M0004762
16.75	37	48-8M0004791	48-8M0004792
16.50	37	48-8M0004821	48-8M0004822
16.25	37	48-8M0004849	48-8M0004850
16	37	48-8M0004879	48-8M0004880
15.75	37	48-8M0004909	48-8M0004910
15.50	37	48-8M0004939	48-8M0004940
15.25	37	48-8M0004971	48-8M0004972
15	37	48-8M0004999	48-8M0005000
18	38	48-8M0004641	48-8M0004642
17.75	38	48-8M0004671	48-8M0004672
17.50	38	48-8M0004701	48-8M0004702
17.25	38	48-8M0004731	48-8M0004732
17	38	48-8M0004761	48-8M0004762
16.75	38	48-8M0004791	48-8M0004792
16.50	38	48-8M0004821	48-8M0004822
16.25	38	48-8M0004851	48-8M0004852
16	38	48-8M0004881	48-8M0004882
15.75	38	48-8M0004911	48-8M0004912
15.50	38	48-8M0004941	48-8M0004942
15.25	38	48-8M0004971	48-8M0004972
15	38	48-8M0005001	48-8M0005002
18	39	48-8M0004643	48-8M0004644
17.75	39	48-8M0004673	48-8M0004674
17.50	39	48-8M0004703	48-8M0004704
17.25	39	48-8M0004733	48-8M0004734
17	39	48-8M0004763	48-8M0004764
16.75	39	48-8M0004793	48-8M0004794
16.50	39	48-8M0004823	48-8M0004824
16.25	39	48-8M0004853	48-8M0004854
16	39	48-8M0004883	48-8M0004884
15.75	39	48-8M0004913	48-8M0004914
15.50	39	48-8M0004943	48-8M0004944
15.25	39	48-8M0004973	48-8M0004974

Diameter (Inches)	Pitch	LH Rotation	RH Rotation
15	39	48-8M0005003	48-8M0005004
18	40	48-8M0004645	48-8M0004646
17.75	40	48-8M0004675	48-8M0004676
17.50	40	48-8M0004705	48-8M0004706
17.25	40	48-8M0004735	48-8M0004736
17	40	48-8M0004765	48-8M0004766
16.75	40	48-8M0004795	48-8M0004796
16.50	40	48-8M0004825	48-8M0004826
16.25	40	48-8M0004855	48-8M0004856
15	40	48-8M0004885	48-8M0004886
15.75	40	48-8M0004915	48-8M0004916
15.50	40	48-8M0004945	48-8M0004946
15.25	40	48-8M0004975	48-8M0004976
15	40	48-8M0005005	48-8M0005006

CNC CLEAVER 5 BLADE 18 DEGREE RAKE POLISHED LAB FINISHED STERNDRIVE PROPELLER



CNC Cleaver, Heat Treated SS 5 Blade, 18 Degree Rake - 1550 HP

IIIA, IV, V, VI, VII SSM, NXT1, M8
26 Spline hub with 1.75/1.88 in.(44.5/47.7mm) O.D. propeller shaft and 6 in. (152mm) hub length

Diameter (Inches)	Pitch	LH Rotation	RH Rotation
18	30	48-8M0049333	48-8M0049334
17.75	30	48-8M0049355	48-8M0049356
17.5	30	48-8M0049377	48-8M0049378
17.25	30	48-8M0049399	48-8M0049400
17	30	48-8M0049421	48-8M0049422
16.75	30	48-8M0049443	48-8M0049444
16.5	30	48-8M0049465	48-8M0049466
16.25	30	48-8M0049487	48-8M0049488
16	30	48-8M0049509	48-8M0049510
18	31	48-8M0049335	48-8M0049336
17.75	31	48-8M0049357	48-8M0049358
17.5	31	48-8M0049379	48-8M0049380
17.25	31	48-8M0049401	48-8M0049402
17	31	48-8M0049423	48-8M0049424
16.75	31	48-8M0049445	48-8M0049446
16.5	31	48-8M0049467	48-8M0049468
16.25	31	48-8M0049489	48-8M0049490
16	31	48-8M0049511	48-8M0049512
18	32	48-8M0049337	48-8M0049338

MERCURY RACING PROPELLER CHARTS

Diameter (Inches)	Pitch	LH Rotation	RH Rotation
17.75	32	48-8M0049359	48-8M0049360
17.5	32	48-8M0049381	48-8M0049382
17.25	32	48-8M0049403	48-8M0049404
17	32	48-8M0049425	48-8M0049426
16.75	32	48-8M0049447	48-8M0049448
16.5	32	48-8M0049469	48-8M0049470
16.25	32	48-8M0049491	48-8M0049492
16	32	48-8M0049513	48-8M0049514
18	33	48-8M0049339	48-8M0049340
17.75	33	48-8M0049361	48-8M0049362
17.5	33	48-8M0049383	48-8M0049384
17.25	33	48-8M0049405	48-8M0049406
17	33	48-8M0049427	48-8M0049428
16.75	33	48-8M0049449	48-8M0049450
16.5	33	48-8M0049471	48-8M0049472
16.25	33	48-8M0049493	48-8M0049494
16	33	48-8M0049515	48-8M0049516
18	34	48-8M0049341	48-8M0049342
17.75	34	48-8M0049363	48-8M0049364
17.5	34	48-8M0049385	48-8M0049386
17.25	34	48-8M0049407	48-8M0049408
17	34	48-8M0049429	48-8M0049430
16.75	34	48-8M0049451	48-8M0049452
16.5	34	48-8M0049473	48-8M0049474
16.25	34	48-8M0049495	48-8M0049496
16	34	48-8M0049517	48-8M0049518
18	35	48-8M0049343	48-8M0049344
17.75	35	48-8M0049365	48-8M0049366
17.5	35	48-8M0049387	48-8M0049388
17.25	35	48-8M0049409	48-8M0049410
17	35	48-8M0049431	48-8M0049432
16.75	35	48-8M0049453	48-8M0049454
16.5	35	48-8M0049475	48-8M0049476
16.25	35	48-8M0049497	48-8M0049498
16	35	48-8M0049519	48-8M0049520
18	36	48-8M0049345	48-8M0049346
17.75	36	48-8M0049367	48-8M0049368
17.5	36	48-8M0049389	48-8M0049390
17.25	36	48-8M0049411	48-8M0049412
17	36	48-8M0049433	48-8M0049434
16.75	36	48-8M0049455	48-8M0049456
16.5	36	48-8M0049477	48-8M0049478
16.25	36	48-8M0049499	48-8M0049500
16	36	48-8M0049521	48-8M0049522
18	37	48-8M0049347	48-8M0049348
17.75	37	48-8M0049369	48-8M0049370
17.5	37	48-8M0049391	48-8M0049392
17.25	37	48-8M0049413	48-8M0049414
17	37	48-8M0049435	48-8M0049436
16.75	37	48-8M0049457	48-8M0049458
16.5	37	48-8M0049479	48-8M0049480
16.25	37	48-8M0049501	48-8M0049502
16	37	48-8M0049523	48-8M0049524
18	38	48-8M0049349	48-8M0049350

Diameter (Inches)	Pitch	LH Rotation	RH Rotation
17.75	38	48-8M0049371	48-8M0049372
17.5	38	48-8M0049393	48-8M0049394
17.25	38	48-8M0049415	48-8M0049416
17	38	48-8M0049437	48-8M0049438
16.75	38	48-8M0049459	48-8M0049460
16.5	38	48-8M0049481	48-8M0049482
16.25	38	48-8M0049503	48-8M0049504
16	38	48-8M0049525	48-8M0049526
18	39	48-8M0049351	48-8M0049352
17.75	39	48-8M0049373	48-8M0049374
17.5	39	48-8M0049395	48-8M0049396
17.25	39	48-8M0049417	48-8M0049418
17	39	48-8M0049439	48-8M0049440
16.75	39	48-8M0049461	48-8M0049462
16.5	39	48-8M0049483	48-8M0049484
16.25	39	48-8M0049505	48-8M0049506
16	39	48-8M0049527	48-8M0049528
18	40	48-8M0049353	48-8M0049354
17.75	40	48-8M0049375	48-8M0049376
17.5	40	48-8M0049397	48-8M0049398
17.25	40	48-8M0049419	48-8M0049420
17	40	48-8M0049441	48-8M0049442
16.75	40	48-8M0049463	48-8M0049464
16.5	40	48-8M0049485	48-8M0049486
16.25	40	48-8M0049507	48-8M0049508
16	40	48-8M0049529	48-8M0049530

CNC Cleaver, Heat Treated SS 5 Blade, 18 Degree Rake - 1350 HP

IIIA, IV, V, VI, VII SSM, NXT1, M8

26 Spline hub with 1.75/1.88 in.(44.5/47.7mm) O.D. propeller shaft and 6 in. (152mm) hub length

Diameter (Inches)	Pitch	LH Rotation	RH Rotation
18	34	48-8M0106505	48-8M0106504
16.5	37	48-8M0093361	48-8M0093360
17	38	48-8M0059069	48-8M0059068
16.5	38	48-8M0109051	48-8M0109052
17.5	39	48-8M0101559	48-8M0101560
17	39	48-8M0102349	48-8M0102348
16.75	39	48-8M0107949	48-8M0107948
17	40	48-8M0059071	48-8M0059070
17	41	48-8M0029395	48-8M0029396
16.50	42	48-8M0104717	48-8M0104716

MERCURY RACING PROPELLER CHARTS

CNC Cleaver, Heat Treated SS 5 Blade, 18 Degree Rake - 1200 HP

IIIA, IV, V, VI, VII SSM, NXT1, M8

26 Spline hub with 1.75/1.88 in. (44.5/47.7mm) O.D. propeller shaft and 6 in. (152mm) hub length

Diameter (Inches)	Pitch	LH Rotation	RH Rotation
18	30	48-8M0013507	48-8M0013508
17.75	30	48-8M0013537	48-8M0013538
17.5	30	48-8M0013567	48-8M0013568
17.25	30	48-8M0013597	48-8M0013598
17	30	48-8M0013627	48-8M0013628
16.75	30	48-8M0013657	48-8M0013658
16.5	30	48-8M0013687	48-8M0013688
16.25	30	48-8M0013717	48-8M0013718
16	30	48-8M0013747	48-8M0013748
15.75	30	48-8M0013777	48-8M0013778
15.5	30	48-8M0013807	48-8M0013808
15.25	30	48-8M0013837	48-8M0013838
15	30	48-8M0013867	48-8M0013868
18	31	48-8M0013509	48-8M0013510
17.75	31	48-8M0013539	48-8M0013540
17.5	31	48-8M0013569	48-8M0013570
17.25	31	48-8M0013599	48-8M0013600
17	31	48-8M0013629	48-8M0013630
16.75	31	48-8M0013659	48-8M0013660
16.5	31	48-8M0013689	48-8M0013690
16.25	31	48-8M0013719	48-8M0013720
16	31	48-8M0013749	48-8M0013750
15.75	31	48-8M0013779	48-8M0013780
15.5	31	48-8M0013809	48-8M0013810
15.25	31	48-8M0013839	48-8M0013840
15	31	48-8M0013869	48-8M0013870
18	32	48-8M0013511	48-8M0013512
17.75	32	48-8M0013541	48-8M0013542
17.5	32	48-8M0013571	48-8M0013572
17.25	32	48-8M0013601	48-8M0013602
17	32	48-8M0013631	48-8M0013632
16.75	32	48-8M0013661	48-8M0013662
16.5	32	48-8M0013691	48-8M0013692
16.25	32	48-8M0013721	48-8M0013722
16	32	48-8M0013751	48-8M0013752
15.75	32	48-8M0013781	48-8M0013782
15.5	32	48-8M0013811	48-8M0013812
15.25	32	48-8M0013841	48-8M0013842
15	32	48-8M0013871	48-8M0013872
18	33	48-8M0013513	48-8M0013514
17.75	33	48-8M0013543	48-8M0013544
17.5	33	48-8M0013573	48-8M0013574
17.25	33	48-8M0013603	48-8M0013604
17	33	48-8M0013633	48-8M0013634
16.75	33	48-8M0013663	48-8M0013664
16.5	33	48-8M0013693	48-8M0013694
16.25	33	48-8M0013723	48-8M0013724
16	33	48-8M0013753	48-8M0013754
15.75	33	48-8M0013783	48-8M0013784

Diameter (Inches)	Pitch	LH Rotation	RH Rotation
15.5	33	48-8M0013813	48-8M0013814
15.25	33	48-8M0013843	48-8M0013844
15	33	48-8M0013873	48-8M0013874
18	34	48-8M0013515	48-8M0013516
17.75	34	48-8M0013545	48-8M0013546
17.5	34	48-8M0013575	48-8M0013576
17.25	34	48-8M0013605	48-8M0013606
17	34	48-8M0013635	48-8M0013636
16.75	34	48-8M0013665	48-8M0013666
16.5	34	48-8M0013695	48-8M0013696
16.25	34	48-8M0013725	48-8M0013726
16	34	48-8M0013755	48-8M0013756
15.75	34	48-8M0013785	48-8M0013786
15.5	34	48-8M0013815	48-8M0013816
15.25	34	48-8M0013845	48-8M0013846
15	34	48-8M0013875	48-8M0013876
18	35	48-8M0013517	48-8M0013518
17.75	35	48-8M0013547	48-8M0013548
17.5	35	48-8M0013577	48-8M0013578
17.25	35	48-8M0013607	48-8M0013608
17	35	48-8M0013637	48-8M0013638
16.75	35	48-8M0013667	48-8M0013668
16.5	35	48-8M0013697	48-8M0013698
16.25	35	48-8M0013727	48-8M0013728
16	35	48-8M0013757	48-8M0013758
15.75	35	48-8M0013787	48-8M0013788
15.5	35	48-8M0013817	48-8M0013818
15.25	35	48-8M0013847	48-8M0013848
15	35	48-8M0013877	48-8M0013878
18	36	48-8M0013519	48-8M0013520
17.75	36	48-8M0013549	48-8M0013550
17.5	36	48-8M0013579	48-8M0013580
17.25	36	48-8M0013609	48-8M0013610
17	36	48-8M0013639	48-8M0013640
16.75	36	48-8M0013669	48-8M0013670
16.5	36	48-8M0013699	48-8M0013700
16.25	36	48-8M0013729	48-8M0013730
16	36	48-8M0013759	48-8M0013760
15.75	36	48-8M0013789	48-8M0013790
15.5	36	48-8M0013819	48-8M0013820
15.25	36	48-8M0013849	48-8M0013850
15	36	48-8M0013879	48-8M0013880
18	37	48-8M0013521	48-8M0013522
17.75	37	48-8M0013551	48-8M0013552
17.5	37	48-8M0013581	48-8M0013582
17.25	37	48-8M0013611	48-8M0013612
17	37	48-8M0013641	48-8M0013642
16.75	37	48-8M0013671	48-8M0013672
16.5	37	48-8M0013701	48-8M0013702
16.25	37	48-8M0013731	48-8M0013732
16	37	48-8M0013761	48-8M0013762
15.75	37	48-8M0013791	48-8M0013792
15.5	37	48-8M0013821	48-8M0013822
15.25	37	48-8M0013851	48-8M0013852

MERCURY RACING PROPELLER CHARTS

Not all parts listed are available for the European, C.I.S., Africa and Middle East Markets.
For more information, please contact your local Mercury, Mariner, MerCruiser or Quicksilver Office.

MERCURY RACING PROPELLER CHARTS

Diameter (Inches)	Pitch	LH Rotation	RH Rotation
15	37	48-8M0013881	48-8M0013882
18	38	48-8M0013523	48-8M0013524
17.75	38	48-8M0013553	48-8M0013554
17.5	38	48-8M0013583	48-8M0013584
17.25	38	48-8M0013613	48-8M0013614
17	38	48-8M0013643	48-8M0013644
16.75	38	48-8M0013673	48-8M0013674
16.5	38	48-8M0013703	48-8M0013704
16.25	38	48-8M0013733	48-8M0013734
16	38	48-8M0013763	48-8M0013764
15.75	38	48-8M0013793	48-8M0013794
15.5	38	48-8M0013823	48-8M0013824
15.25	38	48-8M0013853	48-8M0013854
15	38	48-8M0013883	48-8M0013884
18	39	48-8M0013525	48-8M0013526
17.75	39	48-8M0013555	48-8M0013556
17.5	39	48-8M0013585	48-8M0013586
17.25	39	48-8M0013615	48-8M0013616
17	39	48-8M0013645	48-8M0013646
16.75	39	48-8M0013675	48-8M0013676
16.5	39	48-8M0013705	48-8M0013706
16.25	39	48-8M0013735	48-8M0013736
16	39	48-8M0013765	48-8M0013766
15.75	39	48-8M0013795	48-8M0013796
15.5	39	48-8M0013825	48-8M0013826
15.25	39	48-8M0013855	48-8M0013856
15	39	48-8M0013885	48-8M0013886
18	40	48-8M0013527	48-8M0013528
17.75	40	48-8M0013557	48-8M0013558
17.5	40	48-8M0013587	48-8M0013588
17.25	40	48-8M0013617	48-8M0013618
17	40	48-8M0013647	48-8M0013648
16.75	40	48-8M0013677	48-8M0013678
16.5	40	48-8M0013707	48-8M0013708
16.25	40	48-8M0013737	48-8M0013738
16	40	48-8M0013767	48-8M0013768
15.75	40	48-8M0013797	48-8M0013798
15.5	40	48-8M0013827	48-8M0013828
15.25	40	48-8M0013857	48-8M0013858
15	40	48-8M0013887	48-8M0013888

CNC Cleaver, Heat Treated SS 5 Blade, 18 Degree Rake - 1100 HP

III A, IV, V, VI, VII SSM, NXT1, M8
 26 Spline hub with 1.75/1.88 in.(44.5/47.7mm) O.D. propeller shaft and 6 in. (152mm) hub length

Diameter (Inches)	Pitch	LH Rotation	RH Rotation
16.5	38	48-8M0099431	48-8M0099430
16.5	39	48-8M0112359	48-8M0112360
17	40	48-8M0085857	48-8M0085858
16.75	40	48-8M0108441	48-8M0108442
16.5	40	48-8M0092609	48-8M0092608
17	42	48-8M0083389	48-8M0083390

CNC Cleaver, Heat Treated 5 Blade, 18 Degree Rake - 900 HP

III A, IV, V, VI, VII SSM, NXT1
 26 Spline hub with 1.75/1.88 in.(44.5/47.7mm) O.D. propeller shaft and 6 in. (152mm) hub length

Diameter (Inches)	Pitch	LH Rotation	RH Rotation
18	30	48-8M0014677	48-8M0014678
17.75	30	48-8M0014707	48-8M0014708
17.5	30	48-8M0014737	48-8M0014738
17.25	30	48-8M0014767	48-8M0014768
17	30	48-8M0014797	48-8M0014798
16.75	30	48-8M0014827	48-8M0014828
16.5	30	48-8M0014857	48-8M0014858
16.25	30	48-8M0014887	48-8M0014888
16	30	48-8M0014917	48-8M0014918
15.75	30	48-8M0014947	48-8M0014948
15.5	30	48-8M0014977	48-8M0014978
15.25	30	48-8M0015007	48-8M0015008
15	30	48-8M0015037	48-8M0015038
18	31	48-8M0014679	48-8M0014680
17.75	31	48-8M0014709	48-8M0014710
17.5	31	48-8M0014739	48-8M0014740
17.25	31	48-8M0014769	48-8M0014770
17	31	48-8M0014799	48-8M0014800
16.75	31	48-8M0014829	48-8M0014830
16.5	31	48-8M0014859	48-8M0014860
16.25	31	48-8M0014889	48-8M0014890
16	31	48-8M0014919	48-8M0014920
15.75	31	48-8M0014949	48-8M0014950
15.5	31	48-8M0014979	48-8M0014980
15.25	31	48-8M0015009	48-8M0015010
15	31	48-8M0015039	48-8M0015040
18	32	48-8M0014681	48-8M0014682
17.75	32	48-8M0014711	48-8M0014712
17.5	32	48-8M0014741	48-8M0014742
17.25	32	48-8M0014771	48-8M0014772
17	32	48-8M0014801	48-8M0014802
16.75	32	48-8M0014831	48-8M0014832
16.5	32	48-8M0014861	48-8M0014862
16.25	32	48-8M0014891	48-8M0014892
16	32	48-8M0014921	48-8M0014922
15.75	32	48-8M0014951	48-8M0014952
15.5	32	48-8M0014981	48-8M0014982
15.25	32	48-8M0015011	48-8M0015012
15	32	48-8M0015041	48-8M0015042
18	33	48-8M0014683	48-8M0014684
17.75	33	48-8M0014713	48-8M0014714
17.5	33	48-8M0014743	48-8M0014744
17.25	33	48-8M0014773	48-8M0014774
17	33	48-8M0014803	48-8M0014804
16.75	33	48-8M0014833	48-8M0014834
16.5	33	48-8M0014863	48-8M0014864
16.25	33	48-8M0014893	48-8M0014894
16	33	48-8M0014923	48-8M0014924
15.75	33	48-8M0014953	48-8M0014954

MERCURY RACING PROPELLER CHARTS

Diameter (Inches)	Pitch	LH Rotation	RH Rotation
15.5	33	48-8M0014983	48-8M0014984
15.25	33	48-8M0015013	48-8M0015014
15	33	48-8M0015043	48-8M0015044
18	34	48-8M0014685	48-8M0014686
17.75	34	48-8M0014715	48-8M0014716
17.5	34	48-8M0014745	48-8M0014746
17.25	34	48-8M0014775	48-8M0014776
17	34	48-8M0014805	48-8M0014806
16.75	34	48-8M0014835	48-8M0014836
16.5	34	48-8M0014865	48-8M0014866
16.25	34	48-8M0014895	48-8M0014896
16	34	48-8M0014925	48-8M0014926
15.75	34	48-8M0014955	48-8M0014956
15.5	34	48-8M0014985	48-8M0014986
15.25	34	48-8M0015015	48-8M0015016
15	34	48-8M0015045	48-8M0015046
18	35	48-8M0014687	48-8M0014688
17.75	35	48-8M0014717	48-8M0014718
17.5	35	48-8M0014747	48-8M0014748
17.25	35	48-8M0014777	48-8M0014778
17	35	48-8M0014807	48-8M0014808
16.75	35	48-8M0014837	48-8M0014838
16.5	35	48-8M0014867	48-8M0014868
16.25	35	48-8M0014897	48-8M0014898
16	35	48-8M0014927	48-8M0014928
15.75	35	48-8M0014957	48-8M0014958
15.5	35	48-8M0014987	48-8M0014988
15.25	35	48-8M0015017	48-8M0015018
15	35	48-8M0015047	48-8M0015048
18	36	48-8M0014689	48-8M0014690
17.75	36	48-8M0014719	48-8M0014720
17.5	36	48-8M0014749	48-8M0014750
17.25	36	48-8M0014779	48-8M0014780
17	36	48-8M0014809	48-8M0014810
16.75	36	48-8M0014839	48-8M0014840
16.5	36	48-8M0014869	48-8M0014870
16.25	36	48-8M0014899	48-8M0014900
16	36	48-8M0014929	48-8M0014930
15.75	36	48-8M0014959	48-8M0014960
15.5	36	48-8M0014989	48-8M0014990
15.25	36	48-8M0015019	48-8M0015020
15	36	48-8M0015049	48-8M0015050
18	37	48-8M0014691	48-8M0014692
17.75	37	48-8M0014721	48-8M0014722
17.5	37	48-8M0014751	48-8M0014752
17.25	37	48-8M0014781	48-8M0014782
17	37	48-8M0014811	48-8M0014812
16.75	37	48-8M0014841	48-8M0014842
16.5	37	48-8M0014871	48-8M0014872
16.25	37	48-8M0014901	48-8M0014902
16	37	48-8M0014931	48-8M0014932
15.75	37	48-8M0014961	48-8M0014962
15.5	37	48-8M0014991	48-8M0014992
15.25	37	48-8M0015021	48-8M0015022

Diameter (Inches)	Pitch	LH Rotation	RH Rotation
15	37	48-8M0015051	48-8M0015052
18	38	48-8M0014693	48-8M0014694
17.75	38	48-8M0014723	48-8M0014724
17.5	38	48-8M0014753	48-8M0014754
17.25	38	48-8M0014783	48-8M0014784
17	38	48-8M0014813	48-8M0014814
16.75	38	48-8M0014843	48-8M0014844
16.5	38	48-8M0014873	48-8M0014874
16.25	38	48-8M0014903	48-8M0014904
16	38	48-8M0014933	48-8M0014934
15.75	38	48-8M0014963	48-8M0014964
15.5	38	48-8M0014993	48-8M0014994
15.25	38	48-8M0015023	48-8M0015024
15	38	48-8M0015053	48-8M0015054
18	39	48-8M0014695	48-8M0014696
17.75	39	48-8M0014725	48-8M0014726
17.5	39	48-8M0014755	48-8M0014756
17.25	39	48-8M0014785	48-8M0014786
17	39	48-8M0014815	48-8M0014816
16.75	39	48-8M0014845	48-8M0014846
16.5	39	48-8M0014875	48-8M0014876
16.25	39	48-8M0014905	48-8M0014906
16	39	48-8M0014935	48-8M0014936
15.75	39	48-8M0014965	48-8M0014966
15.5	39	48-8M0014995	48-8M0014996
15.25	39	48-8M0015025	48-8M0015026
15	39	48-8M0015055	48-8M0015056
18	40	48-8M0014697	48-8M0014698
17.75	40	48-8M0014727	48-8M0014728
17.5	40	48-8M0014757	48-8M0014758
17.25	40	48-8M0014787	48-8M0014788
17	40	48-8M0014817	48-8M0014818
16.75	40	48-8M0014847	48-8M0014848
16.5	40	48-8M0014877	48-8M0014878
16.25	40	48-8M0014907	48-8M0014908
16	40	48-8M0014937	48-8M0014938
15.75	40	48-8M0014967	48-8M0014968
15.5	40	48-8M0014997	48-8M0014998
15.25	40	48-8M0015027	48-8M0015028
15	40	48-8M0015057	48-8M0015058

CNC Cleaver, Heat Treated SS 5 Blade, 18 Degree Rake - 700 HP

III A, IV, V, VI, VII SSM, NXT1, M8

26 Spline hub with 1.75/1.88 in. (44.5/47.7mm) O.D. propeller shaft and 6 in. (152mm) hub length

Diameter (Inches)	Pitch	LH Rotation	RH Rotation
16.5	38	48-8M0100497	48-8M0100496
16.7539	39	48-8M0054727	48-8M0054728
16.5	39	48-8M0100499	48-8M0100498

MERCURY RACING PROPELLER CHARTS

CNC CLEAVER 5 BLADE 21 DEGREE RAKE POLISHED LAB FINISHED STERNDRIVE PROPELLER



CNC Cleaver, Heat Treated SS 5 Blade, 21 Degree Rake - 1550 HP

III A, IV, V, VI, VII SSM, NXT1, M8. Case 8M0107970 Included.
26 Spline hub with 1.75/1.88 in.(44.5/47.7mm) O.D. propeller shaft and 6 in.
(152mm) hub length
1350 HP Limited, currently offering 17.50 x 34 8M0104607 and 8M0104608.

Diameter (Inches)	Pitch	LH Rotation	RH Rotation
18	30	48-8M0049531	48-8M0049532
17.75	30	48-8M0049553	48-8M0049554
17.5	30	48-8M0049575	48-8M0049576
17.25	30	48-8M0049597	48-8M0049598
17	30	48-8M0049619	48-8M0049620
16.75	30	48-8M0049641	48-8M0049642
16.5	30	48-8M0049663	48-8M0049664
16.25	30	48-8M0049685	48-8M0049686
16	30	48-8M0049707	48-8M0049708
18	31	48-8M0049533	48-8M0049534
17.75	31	48-8M0049555	48-8M0049556
17.5	31	48-8M0049577	48-8M0049578
17.25	31	48-8M0049599	48-8M0049600
17	31	48-8M0049621	48-8M0049622
16.75	31	48-8M0049643	48-8M0049644
16.5	31	48-8M0049665	48-8M0049666
16.25	31	48-8M0049687	48-8M0049688
16	31	48-8M0049709	48-8M0049710
18	32	48-8M0049535	48-8M0049536
17.75	32	48-8M0049557	48-8M0049558
17.5	32	48-8M0049579	48-8M0049580
17.25	32	48-8M0049601	48-8M0049602
17	32	48-8M0049623	48-8M0049624
16.75	32	48-8M0049645	48-8M0049646
16.5	32	48-8M0049667	48-8M0049668
16.25	32	48-8M0049689	48-8M0049690
16	32	48-8M0049711	48-8M0049712
18	33	48-8M0049537	48-8M0049538
17.75	33	48-8M0049559	48-8M0049560
17.5	33	48-8M0049581	48-8M0049582
17.25	33	48-8M0049603	48-8M0049604
17	33	48-8M0049625	48-8M0049626
16.75	33	48-8M0049647	48-8M0049648
16.5	33	48-8M0049669	48-8M0049670
16.25	33	48-8M0049691	48-8M0049692

Diameter (Inches)	Pitch	LH Rotation	RH Rotation
16	33	48-8M0049713	48-8M0049714
18	34	48-8M0049539	48-8M0049540
17.75	34	48-8M0049561	48-8M0049562
17.5	34	48-8M0049583	48-8M0049584
17.25	34	48-8M0049605	48-8M0049606
17	34	48-8M0049627	48-8M0049628
16.75	34	48-8M0049649	48-8M0049650
16.5	34	48-8M0049671	48-8M0049672
16.25	34	48-8M0049693	48-8M0049694
16	34	48-8M0049715	48-8M0049716
18	35	48-8M0049541	48-8M0049542
17.75	35	48-8M0049563	48-8M0049564
17.5	35	48-8M0049585	48-8M0049586
17.25	35	48-8M0049607	48-8M0049608
17	35	48-8M0049629	48-8M0049630
16.75	35	48-8M0049651	48-8M0049652
16.5	35	48-8M0049673	48-8M0049674
16.25	35	48-8M0049695	48-8M0049696
16	35	48-8M0049717	48-8M0049718
18	36	48-8M0049543	48-8M0049544
17.75	36	48-8M0049565	48-8M0049566
17.5	36	48-8M0049587	48-8M0049588
17.25	36	48-8M0049609	48-8M0049610
17	36	48-8M0049631	48-8M0049632
16.75	36	48-8M0049653	48-8M0049654
16.5	36	48-8M0049675	48-8M0049676
16.25	36	48-8M0049697	48-8M0049698
16	36	48-8M0049719	48-8M0049720
18	37	48-8M0049545	48-8M0049546
17.75	37	48-8M0049567	48-8M0049568
17.5	37	48-8M0049589	48-8M0049590
17.25	37	48-8M0049611	48-8M0049612
17	37	48-8M0049633	48-8M0049634
16.75	37	48-8M0049655	48-8M0049656
16.5	37	48-8M0049677	48-8M0049678
16.25	37	48-8M0049699	48-8M0049700
16	37	48-8M0049721	48-8M0049722
18	38	48-8M0049547	48-8M0049548
17.75	38	48-8M0049569	48-8M0049570
17.5	38	48-8M0049591	48-8M0049592
17.25	38	48-8M0049613	48-8M0049614
17	38	48-8M0049635	48-8M0049636
16.75	38	48-8M0049657	48-8M0049658
16.5	38	48-8M0049679	48-8M0049680
16.25	38	48-8M0049701	48-8M0049702
16	38	48-8M0049723	48-8M0049724
18	39	48-8M0049549	48-8M0049550
17.75	39	48-8M0049571	48-8M0049572
17.5	39	48-8M0049593	48-8M0049594
17.25	39	48-8M0049615	48-8M0049616
17	39	48-8M0049637	48-8M0049638
16.75	39	48-8M0049659	48-8M0049660
16.5	39	48-8M0049681	48-8M0049682
16.25	39	48-8M0049703	48-8M0049704

MERCURY RACING PROPELLER CHARTS

Diameter (Inches)	Pitch	LH Rotation	RH Rotation
16	39	48-8M0049725	48-8M0049726
18	40	48-8M0049551	48-8M0049552
17.75	40	48-8M0049573	48-8M0049574
17.5	40	48-8M0049595	48-8M0049596
17.25	40	48-8M0049617	48-8M0049618
17	40	48-8M0049639	48-8M0049640
16.75	40	48-8M0049661	48-8M0049662
16.5	40	48-8M0049683	48-8M0049684
16.25	40	48-8M0049705	48-8M0049706
16	40	48-8M0049727	48-8M0049728

CNC Cleaver, Heat Treated SS 5 Blade, 21 Degree Rake - 1200 HP

IIIA, IV, V, VI, VII SSM, NXT1, M8, Case 8M0107970 included.
26 Spline hub with 1.75/1.88 in. (44.5/47.7mm) O.D. propeller shaft and 6 in. (152mm) hub length

Diameter (Inches)	Pitch	LH Rotation	RH Rotation
18	30	48-8M0017089	48-8M0017090
17.75	30	48-8M0017119	48-8M0017120
17.5	30	48-8M0017149	48-8M0017150
17.25	30	48-8M0017179	48-8M0014180
17	30	48-8M0017209	48-8M0017210
16.75	30	48-8M0017239	48-8M0017240
16.5	30	48-8M0017269	48-8M0014270
16.25	30	48-8M0017299	48-8M0017300
16	30	48-8M0017329	48-8M0017330
15.75	30	48-8M0017359	48-8M0017360
15.5	30	48-8M0017389	48-8M0017390
15.25	30	48-8M0017419	48-8M0017420
15	30	48-8M0017449	48-8M0017450
18	31	48-8M0017091	48-8M0017092
17.75	31	48-8M0017121	48-8M0017122
17.5	31	48-8M0017151	48-8M0017152
17.25	31	48-8M0017181	48-8M0017182
17	31	48-8M0017211	48-8M0017212
16.75	31	48-8M0017241	48-8M0017242
16.5	31	48-8M0017271	48-8M0017272
16.25	31	48-8M0017301	48-8M0017302
16	31	48-8M0017331	48-8M0017332
15.75	31	48-8M0017361	48-8M0017362
15.5	31	48-8M0017391	48-8M0017392
15.25	31	48-8M0017421	48-8M0017422
15	31	48-8M0017451	48-8M0017452
18	32	48-8M0017093	48-8M0017094
17.75	32	48-8M0017123	48-8M0017124
17.5	32	48-8M0017153	48-8M0017154
17.25	32	48-8M0017183	48-8M0017184
17	32	48-8M0017213	48-8M0017214
16.75	32	48-8M0017243	48-8M0017244
16.5	32	48-8M0017273	48-8M0017274
16.25	32	48-8M0017303	48-8M0017304
16	32	48-8M0017333	48-8M0017334
15.75	32	48-8M0017363	48-8M0017364
15.5	32	48-8M0017393	48-8M0017394

Diameter (Inches)	Pitch	LH Rotation	RH Rotation
15.25	32	48-8M0017423	48-8M0017424
15	32	48-8M0017453	48-8M0017454
18	33	48-8M0017095	48-8M0017096
17.75	33	48-8M0017125	48-8M0017126
17.5	33	48-8M0017155	48-8M0017156
17.25	33	48-8M0017185	48-8M0017186
17	33	48-8M0017215	48-8M0017216
16.75	33	48-8M0017245	48-8M0017246
16.5	33	48-8M0017275	48-8M0017276
16.25	33	48-8M0017305	48-8M0017306
16	33	48-8M0017335	48-8M0017336
15.75	33	48-8M0017365	48-8M0017366
15.5	33	48-8M0017395	48-8M0017396
15.25	33	48-8M0017425	48-8M0017426
15	33	48-8M0017455	48-8M0017456
18	34	48-8M0017097	48-8M0017098
17.75	34	48-8M0017127	48-8M0017128
17.5	34	48-8M0017157	48-8M0017158
17.25	34	48-8M0017187	48-8M0017188
17	34	48-8M0017217	48-8M0017218
16.75	34	48-8M0017247	48-8M0017248
16.5	34	48-8M0017277	48-8M0017278
16.25	34	48-8M0017307	48-8M0017308
16	34	48-8M0017337	48-8M0017338
15.75	34	48-8M0017367	48-8M0017368
15.5	34	48-8M0017397	48-8M0017398
15.25	34	48-8M0017427	48-8M0017428
15	34	48-8M0017457	48-8M0017458
18	35	48-8M0017099	48-8M0017100
17.75	35	48-8M0017129	48-8M0017130
17.5	35	48-8M0017159	48-8M0017160
17.25	35	48-8M0017189	48-8M0017190
17	35	48-8M0017219	48-8M0017220
16.75	35	48-8M0017249	48-8M0017250
16.5	35	48-8M0017279	48-8M0017280
16.25	35	48-8M0017309	48-8M0017310
16	35	48-8M0017339	48-8M0017340
15.75	35	48-8M0017369	48-8M0017370
15.5	35	48-8M0017399	48-8M0017400
15.25	35	48-8M0017429	48-8M0017430
15	35	48-8M0017459	48-8M0017460
18	36	48-8M0017101	48-8M0017102
17.75	36	48-8M0017131	48-8M0017132
17.5	36	48-8M0017161	48-8M0017162
17.25	36	48-8M0017191	48-8M0017192
17	36	48-8M0017221	48-8M0017222
16.75	36	48-8M0017251	48-8M0017252
16.5	36	48-8M0017281	48-8M0017282
16.25	36	48-8M0017311	48-8M0017312
16	36	48-8M0017341	48-8M0017342
15.75	36	48-8M0017371	48-8M0017372
15.5	36	48-8M0017401	48-8M0017402
15.25	36	48-8M0017431	48-8M0017432
15	36	48-8M0017461	48-8M0017462

Not all parts listed are available for the European, C.I.S., Africa and Middle East Markets.
For more information, please contact your local Mercury, Mariner, MerCruiser or Quicksilver Office.

MERCURY RACING PROPELLER CHARTS

Diameter (Inches)	Pitch	LH Rotation	RH Rotation
18	37	48-8M0017103	48-8M0017104
17.75	37	48-8M0017133	48-8M0017134
17.5	37	48-8M0017163	48-8M0017164
17.25	37	48-8M0017193	48-8M0017194
17	37	48-8M0017223	48-8M0017224
16.75	37	48-8M0017253	48-8M0017254
16.5	37	48-8M0017283	48-8M0017284
16.25	37	48-8M0017313	48-8M0017314
16	37	48-8M0017343	48-8M0017344
15.75	37	48-8M0017373	48-8M0017374
15.5	37	48-8M0017403	48-8M0017404
15.25	37	48-8M0017433	48-8M0017434
15	37	48-8M0017463	48-8M0017464
18	38	48-8M0017105	48-8M0017106
17.75	38	48-8M0017135	48-8M0017136
17.5	38	48-8M0017165	48-8M0017166
17.25	38	48-8M0017195	48-8M0017196
17	38	48-8M0017225	48-8M0017226
16.75	38	48-8M0017255	48-8M0017256
16.5	38	48-8M0017285	48-8M0017286
16.25	38	48-8M0017315	48-8M0017316
16	38	48-8M0017345	48-8M0017346
15.75	38	48-8M0017375	48-8M0017376
15.5	38	48-8M0017405	48-8M0017406
15.25	38	48-8M0017435	48-8M0017436
15	38	48-8M0017465	48-8M0017466
18	39	48-8M0017107	48-8M0017108
17.75	39	48-8M0017137	48-8M0017138
17.5	39	48-8M0017167	48-8M0017168
17.25	39	48-8M0017197	48-8M0017198
17	39	48-8M0017227	48-8M0017228
16.75	39	48-8M0017257	48-8M0017258
16.5	39	48-8M0017287	48-8M0017288
16.25	39	48-8M0017317	48-8M0017318
16	39	48-8M0017347	48-8M0017348
15.75	39	48-8M0017377	48-8M0017378
15.5	39	48-8M0017407	48-8M0017408
15.25	39	48-8M0017437	48-8M0017438
15	39	48-8M0017467	48-8M0017468
18	40	48-8M0017109	48-8M0017110
17.75	40	48-8M0017139	48-8M0017140
17.5	40	48-8M0017169	48-8M0017170
17.25	40	48-8M0017199	48-8M0017200
17	40	48-8M0017229	48-8M0017230
16.75	40	48-8M0017259	48-8M0017260
16.5	40	48-8M0017289	48-8M0017290
16.25	40	48-8M0017319	48-8M0017320
16	40	48-8M0017349	48-8M0017350
15.75	40	48-8M0017379	48-8M0017380
15.5	40	48-8M0017409	48-8M0017410
15.25	40	48-8M0017439	48-8M0017440
15	40	48-8M0017469	48-8M0017470

CNC Cleaver, Heat Treated SS 5 Blade, 21 Degree Rake - 900 HP

IIIA, IV, V, VI, VII SSM, NXT1 and M8. Case 8M0107970 included.
26 Spline hub with 1.75/1.88 in.(44.5/47.7mm) O.D. propeller shaft and 6 in. (152mm) hub length

Diameter (Inches)	Pitch	Pro Finished LH Rotation	Pro Finished RH Rotation
18	30	48-8M0018259	48-8M0018260
17.75	30	48-8M0018289	48-8M0018290
17.5	30	48-8M0018319	48-8M0018320
17.25	30	48-8M0018349	48-8M0018350
17	30	48-8M0018379	48-8M0018380
16.75	30	48-8M0018409	48-8M0018410
16.5	30	48-8M0018439	48-8M0018440
16.25	30	48-8M0018469	48-8M0018470
16	30	48-8M0018499	48-8M0018500
15.75	30	48-8M0018529	48-8M0018530
15.5	30	48-8M0018559	48-8M0018560
15.25	30	48-8M0018589	48-8M0018590
15	30	48-8M0018619	48-8M0018620
18	31	48-8M0018261	48-8M0018262
17.75	31	48-8M0018291	48-8M0018292
17.5	31	48-8M0018321	48-8M0018322
17.25	31	48-8M0018351	48-8M0018352
17	31	48-8M0018381	48-8M0018382
16.75	31	48-8M0018411	48-8M0018412
16.5	31	48-8M0018441	48-8M0018442
16.25	31	48-8M0018471	48-8M0018472
16	31	48-8M0018501	48-8M0018502
15.75	31	48-8M0018531	48-8M0018532
15.5	31	48-8M0018561	48-8M0018562
15.25	31	48-8M0018591	48-8M0018592
15	31	48-8M0018621	48-8M0018622
18	32	48-8M0018263	48-8M0018264
17.75	32	48-8M0018293	48-8M0018294
17.5	32	48-8M0018323	48-8M0018324
17.25	32	48-8M0018353	48-8M0018354
17	32	48-8M0018383	48-8M0018384
16.75	32	48-8M0018413	48-8M0018414
16.5	32	48-8M0018443	48-8M0018444
16.25	32	48-8M0018473	48-8M0018474
16	32	48-8M0018503	48-8M0018504
15.75	32	48-8M0018533	48-8M0018534
15.5	32	48-8M0018563	48-8M0018564
15.25	32	48-8M0018593	48-8M0018594
15	32	48-8M0018623	48-8M0018624
18	33	48-8M0018265	48-8M0018266
17.75	33	48-8M0018295	48-8M0018296
17.5	33	48-8M0018325	48-8M0018326
17.25	33	48-8M0018355	48-8M0018356
17	33	48-8M0018385	48-8M0018386
16.75	33	48-8M0018415	48-8M0018416
16.5	33	48-8M0018445	48-8M0018446
16.25	33	48-8M0018475	48-8M0018476

MERCURY RACING PROPELLER CHARTS

Diameter (Inches)	Pitch	Pro Finished LH Rotation	Pro Finished RH Rotation
16	33	48-8M0018505	48-8M0018506
15.75	33	48-8M0018535	48-8M0018536
15.5	33	48-8M0018565	48-8M0018566
15.25	33	48-8M0018595	48-8M0018596
15	33	48-8M0018625	48-8M0018626
18	34	48-8M0018267	48-8M0018268
17.75	34	48-8M0018297	48-8M0018298
17.5	34	48-8M0018327	48-8M0018328
17.25	34	48-8M0018357	48-8M0018358
17	34	48-8M0018387	48-8M0018388
16.75	34	48-8M0018417	48-8M0018418
16.5	34	48-8M0018447	48-8M0018448
16.25	34	48-8M0018477	48-8M0018478
16	34	48-8M0018507	48-8M0018508
15.75	34	48-8M0018537	48-8M0018538
15.5	34	48-8M0018567	48-8M0018568
15.25	34	48-8M0018597	48-8M0018598
15	34	48-8M0018627	48-8M0018628
18	35	48-8M0018269	48-8M0018270
17.75	35	48-8M0018299	48-8M0018300
17.5	35	48-8M0018329	48-8M0018330
17.25	35	48-8M0018359	48-8M0018360
17	35	48-8M0018389	48-8M0018390
16.75	35	48-8M0018419	48-8M0018420
16.5	35	48-8M0018449	48-8M0018450
16.25	35	48-8M0018479	48-8M0018480
16	35	48-8M0018509	48-8M0018510
15.75	35	48-8M0018539	48-8M0018540
15.5	35	48-8M0018569	48-8M0018570
15.25	35	48-8M0018599	48-8M0018600
15	35	48-8M0018629	48-8M0018630
18	36	48-8M0018271	48-8M0018272
17.75	36	48-8M0018301	48-8M0018302
17.5	36	48-8M0018331	48-8M0018332
17.25	36	48-8M0018361	48-8M0018362
17	36	48-8M0018391	48-8M0018392
16.75	36	48-8M0018421	48-8M0018422
16.5	36	48-8M0018451	48-8M0018452
16.25	36	48-8M0018481	48-8M0018482
16	36	48-8M0018511	48-8M0018512
15.75	36	48-8M0018541	48-8M0018542
15.5	36	48-8M0018571	48-8M0018572
15.25	36	48-8M0018601	48-8M0018602
15	36	48-8M0018631	48-8M0018632
18	37	48-8M0018273	48-8M0018274
17.75	37	48-8M0018303	48-8M0018304
17.5	37	48-8M0018333	48-8M0018334
17.25	37	48-8M0018363	48-8M0018364
17	37	48-8M0018393	48-8M0018394
16.75	37	48-8M0018423	48-8M0018424
16.5	37	48-8M0018453	48-8M0018454
16.25	37	48-8M0018483	48-8M0018484
16	37	48-8M0018513	48-8M0018514
15.75	37	48-8M0018543	48-8M0018544

Diameter (Inches)	Pitch	Pro Finished LH Rotation	Pro Finished RH Rotation
15.5	37	48-8M0018573	48-8M0018574
15.25	37	48-8M0018603	48-8M0018604
15	37	48-8M0018633	48-8M0018634
18	38	48-8M0018275	48-8M0018276
17.75	38	48-8M0018305	48-8M0018306
17.5	38	48-8M0018335	48-8M0018336
17.25	38	48-8M0018365	48-8M0018366
17	38	48-8M0018395	48-8M0018396
16.75	38	48-8M0018425	48-8M0018426
16.5	38	48-8M0018455	48-8M0018456
16.25	38	48-8M0018485	48-8M0018486
16	38	48-8M0018515	48-8M0018516
15.75	38	48-8M0018545	48-8M0018546
15.5	38	48-8M0018575	48-8M0018576
15.25	38	48-8M0018605	48-8M0018606
15	38	48-8M0018635	48-8M0018636
18	39	48-8M0018277	48-8M0018278
17.75	39	48-8M0018307	48-8M0018308
17.5	39	48-8M0018337	48-8M0018338
17.25	39	48-8M0018367	48-8M0018368
17	39	48-8M0018397	48-8M0018398
16.75	39	48-8M0018427	48-8M0018428
16.5	39	48-8M0018457	48-8M0018458
16.25	39	48-8M0018487	48-8M0018488
16	39	48-8M0018517	48-8M0018518
15.75	39	48-8M0018547	48-8M0018548
15.5	39	48-8M0018577	48-8M0018578
15.25	39	48-8M0018607	48-8M0018608
15	39	48-8M0018637	48-8M0018638
18	40	48-8M0018279	48-8M0018280
17.75	40	48-8M0018309	48-8M0018310
17.5	40	48-8M0018339	48-8M0018340
17.25	40	48-8M0018369	48-8M0018370
17	40	48-8M0018399	48-8M0018400
16.75	40	48-8M0018429	48-8M0018430
16.5	40	48-8M0018459	48-8M0018460
16.25	40	48-8M0018489	48-8M0018490
16	40	48-8M0018519	48-8M0018520
15.75	40	48-8M0018549	48-8M0018550
15.5	40	48-8M0018579	48-8M0018580
15.25	40	48-8M0018609	48-8M0018610
15	40	48-8M0018639	48-8M0018640

MERCURY RACING PROPELLER CHARTS

Not all parts listed are available for the European, C.I.S., Africa and Middle East Markets.
 For more information, please contact your local Mercury, Mariner, MerCruiser or Quicksilver Office.

MERCURY RACING PROPELLER CHARTS

CNC CLEAVER 6 BLADE 15 DEGREE RAKE POLISHED LAB FINISHED STERNDRIVE PROPELLER



CNC Cleaver, Heat Treated SS 6 Blade, 15 Degree Rake - 1200 HP

IIIA, IV, V, VI, VII SSM, NXT1, M8. Case 8M017970 included.
26 Spline hub with 1.75/1.88 in.(44.5/47.7mm) O.D. propeller shaft and 6 in. (152mm) hub length

Diameter (Inches)	Pitch	LH Rotation	RH Rotation
18	26	48-8M0002667	48-8M0002668
17.75	26	48-8M0002697	48-8M0002698
17.5	26	48-8M0002727	48-8M0002728
17.25	26	48-8M0002757	48-8M0002758
17	26	48-8M0002787	48-8M0002788
16.75	26	48-8M0002817	48-8M0002818
16.5	26	48-8M0002847	48-8M0002848
16.25	26	48-8M0002877	48-8M0002878
16	26	48-8M0002907	48-8M0002908
15.75	26	48-8M0002937	48-8M0002938
15.5	26	48-8M0002967	48-8M0002968
15.25	26	48-8M0002997	48-8M0002998
15	26	48-8M0003027	48-8M0003028
18	27	48-8M0002669	48-8M0002670
17.75	27	48-8M0002699	48-8M0002700
17.5	27	48-8M0002729	48-8M0002730
17.25	27	48-8M0002759	48-8M0002760
17	27	48-8M0002789	48-8M0002790
16.75	27	48-8M0002819	48-8M0002820
16.5	27	48-8M0002849	48-8M0002850
16.25	27	48-8M0002879	48-8M0002880
16	27	48-8M0002909	48-8M0002910
15.75	27	48-8M0002939	48-8M0002940
15.5	27	48-8M0002969	48-8M0002970
15.25	27	48-8M0002999	48-8M0003000
15	27	48-8M0003029	48-8M0003030
18	28	48-8M0002671	48-8M0002672
17.75	28	48-8M0002701	48-8M0002702
17.5	28	48-8M0002731	48-8M0002732
17.25	28	48-8M0002761	48-8M0002762
17	28	48-8M0002791	48-8M0002792
16.75	28	48-8M0002821	48-8M0002822
16.5	28	48-8M0002851	48-8M0002852
16.25	28	48-8M0002881	48-8M0002882
16	28	48-8M0002911	48-8M0002912

Diameter (Inches)	Pitch	LH Rotation	RH Rotation
15.75	28	48-8M0002941	48-8M0002942
15.5	28	48-8M0002971	48-8M0002972
15.25	28	48-8M0003001	48-8M0003002
15	28	48-8M0003031	48-8M0003032
18	29	48-8M0002673	48-8M0002674
17.75	29	48-8M0002703	48-8M0002704
17.5	29	48-8M0002733	48-8M0002734
17.25	29	48-8M0002763	48-8M0002764
17	29	48-8M0002793	48-8M0002794
16.75	29	48-8M0002823	48-8M0002824
16.5	29	48-8M0002853	48-8M0002854
16.25	29	48-8M0002883	48-8M0002884
16	29	48-8M0002913	48-8M0002914
15.75	29	48-8M0002943	48-8M0002944
15.5	29	48-8M0002973	48-8M0002974
15.25	29	48-8M0003003	48-8M0003004
15	29	48-8M0003033	48-8M0003034
18	30	48-8M0002675	48-8M0002676
17.75	30	48-8M0002705	48-8M0002706
17.5	30	48-8M0002735	48-8M0002736
17.25	30	48-8M0002765	48-8M0002766
17	30	48-8M0002795	48-8M0002796
16.75	30	48-8M0002825	48-8M0002826
16.5	30	48-8M0002855	48-8M0002856
16.25	30	48-8M0002885	48-8M0002886
16	30	48-8M0002915	48-8M0002916
15.75	30	48-8M0002945	48-8M0002946
15.5	30	48-8M0002975	48-8M0002976
15.25	30	48-8M0003005	48-8M0003006
15	30	48-8M0003035	48-8M0003036
18	31	48-8M0002677	48-8M0002678
17.75	31	48-8M0002707	48-8M0002708
17.5	31	48-8M0002737	48-8M0002738
17.25	31	48-8M0002767	48-8M0002768
17	31	48-8M0002797	48-8M0002798
16.75	31	48-8M0002827	48-8M0002828
16.5	31	48-8M0002857	48-8M0002858
16.25	31	48-8M0002887	48-8M0002888
16	31	48-8M0002917	48-8M0002918
15.75	31	48-8M0002947	48-8M0002948
15.5	31	48-8M0002977	48-8M0002978
15.25	31	48-8M0003007	48-8M0003008
15	31	48-8M0003037	48-8M0003038
18	32	48-8M0002679	48-8M0002680
17.75	32	48-8M0002709	48-8M0002710
17.5	32	48-8M0002739	48-8M0002740
17.25	32	48-8M0002769	48-8M0002770
17	32	48-8M0002799	48-8M0002800
16.75	32	48-8M0002829	48-8M0002830
16.5	32	48-8M0002859	48-8M0002860
16.25	32	48-8M0002889	48-8M0002890
16	32	48-8M0002919	48-8M0002920
15.75	32	48-8M0002949	48-8M0002950
15.5	32	48-8M0002979	48-8M0002980

MERCURY RACING PROPELLER CHARTS

Diameter (Inches)	Pitch	LH Rotation	RH Rotation
15.25	32	48-8M0003009	48-8M0003010
15	32	48-8M0003039	48-8M0003040
18	33	48-8M0002681	48-8M0002682
17.75	33	48-8M0002711	48-8M0002712
17.5	33	48-8M0002741	48-8M0002742
17.25	33	48-8M0002771	48-8M0002772
17	33	48-8M0002801	48-8M0002802
16.75	33	48-8M0002831	48-8M0002832
16.5	33	48-8M0002861	48-8M0002862
16.25	33	48-8M0002891	48-8M0002892
16	33	48-8M0002921	48-8M0002922
15.75	33	48-8M0002951	48-8M0002952
15.5	33	48-8M0002981	48-8M0002982
15.25	33	48-8M0003011	48-8M0003012
15	33	48-8M0003041	48-8M0003042
18	34	48-8M0002683	48-8M0002684
17.75	34	48-8M0002713	48-8M0002714
17.5	34	48-8M0002743	48-8M0002744
17.25	34	48-8M0002773	48-8M0002774
17	34	48-8M0002803	48-8M0002804
16.75	34	48-8M0002833	48-8M0002834
16.5	34	48-8M0002863	48-8M0002864
16.25	34	48-8M0002893	48-8M0002894
16	34	48-8M0002923	48-8M0002924
15.75	34	48-8M0002953	48-8M0002954
15.5	34	48-8M0002983	48-8M0002984
15.25	34	48-8M0003013	48-8M0003014
15	34	48-8M0003043	48-8M0003044
18	35	48-8M0002685	48-8M0002686
17.75	35	48-8M0002715	48-8M0002716
17.5	35	48-8M0002745	48-8M0002746
17.25	35	48-8M0002775	48-8M0002776
17	35	48-8M0002805	48-8M0002806
16.75	35	48-8M0002835	48-8M0002836
16.5	35	48-8M0002865	48-8M0002866
16.25	35	48-8M0002895	48-8M0002896
16	35	48-8M0002925	48-8M0002926
15.75	35	48-8M0002955	48-8M0002956
15.5	35	48-8M0002985	48-8M0002986
15.25	35	48-8M0003015	48-8M0003016
15	35	48-8M0003045	48-8M0003046
18	36	48-8M0002687	48-8M0002688
17.75	36	48-8M0002717	48-8M0002718
17.5	36	48-8M0002747	48-8M0002748
17.25	36	48-8M0002777	48-8M0002778
17	36	48-8M0002807	48-8M0002808
16.75	36	48-8M0002837	48-8M0002838
16.5	36	48-8M0002867	48-8M0002868
16.25	36	48-8M0002897	48-8M0002898
16	36	48-8M0002927	48-8M0002928
15.75	36	48-8M0002957	48-8M0002958
15.5	36	48-8M0002987	48-8M0002988
15.25	36	48-8M0003017	48-8M0003018
15	36	48-8M0003047	48-8M0003048

Diameter (Inches)	Pitch	LH Rotation	RH Rotation
18	37	48-8M0002689	48-8M0002690
17.75	37	48-8M0002719	48-8M0002720
17.5	37	48-8M0002749	48-8M0002750
17.25	37	48-8M0002779	48-8M0002780
17	37	48-8M0002809	48-8M0002810
16.75	37	48-8M0002839	48-8M0002840
16.5	37	48-8M0002869	48-8M0002870
16.25	37	48-8M0002899	48-8M0002900
16	37	48-8M0002929	48-8M0002930
15.75	37	48-8M0002959	48-8M0002960
15.5	37	48-8M0002989	48-8M0002990
15.25	37	48-8M0003019	48-8M0003020
15	37	48-8M0003049	48-8M0003050
18	38	48-8M0002691	48-8M0002692
17.75	38	48-8M0002721	48-8M0002722
17.5	38	48-8M0002751	48-8M0002752
17.25	38	48-8M0002781	48-8M0002782
17	38	48-8M0002811	48-8M0002812
16.75	38	48-8M0002841	48-8M0002842
16.5	38	48-8M0002871	48-8M0002872
16.25	38	48-8M0002901	48-8M0002902
16	38	48-8M0002931	48-8M0002932
15.75	38	48-8M0002961	48-8M0002962
15.5	38	48-8M0002991	48-8M0002992
15.25	38	48-8M0003021	48-8M0003022
15	38	48-8M0003051	48-8M0003052
18	39	48-8M0002693	48-8M0002694
17.75	39	48-8M0002723	48-8M0002724
17.5	39	48-8M0002753	48-8M0002754
17.25	39	48-8M0002783	48-8M0002784
17	39	48-8M0002813	48-8M0002814
16.75	39	48-8M0002843	48-8M0002844
16.5	39	48-8M0002873	48-8M0002874
16.25	39	48-8M0002903	48-8M0002904
16	39	48-8M0002933	48-8M0002934
15.75	39	48-8M0002963	48-8M0002964
15.5	39	48-8M0002993	48-8M0002994
15.25	39	48-8M0003023	48-8M0003024
15	39	48-8M0003053	48-8M0003054
18	40	48-8M0002695	48-8M0002696
17.75	40	48-8M0002725	48-8M0002726
17.5	40	48-8M0002755	48-8M0002756
17.25	40	48-8M0002785	48-8M0002786
17	40	48-8M0002815	48-8M0002816
16.75	40	48-8M0002845	48-8M0002846
16.5	40	48-8M0002875	48-8M0002876
16.25	40	48-8M0002905	48-8M0002906
16	40	48-8M0002935	48-8M0002936
15.75	40	48-8M0002965	48-8M0002966
15.5	40	48-8M0002995	48-8M0002996
15.25	40	48-8M0003025	48-8M0003026
15	40	48-8M0003055	48-8M0003056

Not all parts listed are available for the European, C.I.S., Africa and Middle East Markets.
 For more information, please contact your local Mercury, Mariner, MerCruiser or Quicksilver Office.

MERCURY RACING PROPELLER CHARTS

CNC Cleaver, Heat Treated SS 6 Blade, 15 Degree Rake - 900 HP

IIIA, IV, V, VI, VII SSM, NXT1, M8. Case 8M0107970 included.
26 Spline hub with 1.75/1.88 in.(44.5/47.7mm) O.D. propeller shaft and 6 in. (152mm) hub length

Diameter (Inches)	Pitch	LH Rotation	RH Rotation
18	26	48-8M0003837	48-8M0003838
17.75	26	48-8M0003867	48-8M0003868
17.5	26	48-8M0003897	48-8M0003898
17.25	26	48-8M0003927	48-8M0003928
17	26	48-8M0003957	48-8M0003958
16.75	26	48-8M0003987	48-8M0003988
16.5	26	48-8M0004017	48-8M0004018
16.25	26	48-8M0004047	48-8M0004048
16	26	48-8M0004077	48-8M0004078
15.75	26	48-8M0004107	48-8M0004108
15.5	26	48-8M0004137	48-8M0004138
15.25	26	48-8M0004167	48-8M0004168
15	26	48-8M0004197	48-8M0004198
18	27	48-8M0003839	48-8M0003840
17.75	27	48-8M0003869	48-8M0003870
17.5	27	48-8M0003899	48-8M0003900
17.25	27	48-8M0003929	48-8M0003930
17	27	48-8M0003959	48-8M0003960
16.75	27	48-8M0003989	48-8M0003990
16.5	27	48-8M0004019	48-8M0004020
16.25	27	48-8M0004049	48-8M0004050
16	27	48-8M0004079	48-8M0004080
15.75	27	48-8M0004109	48-8M0004110
15.5	27	48-8M0004139	48-8M0004140
15.25	27	48-8M0004169	48-8M0004170
15	27	48-8M0004199	48-8M0004200
18	28	48-8M0003841	48-8M0003842
17.75	28	48-8M0003871	48-8M0003872
17.5	28	48-8M0003901	48-8M0003902
17.25	28	48-8M0003931	48-8M0003932
17	28	48-8M0003961	48-8M0003962
16.75	28	48-8M0003991	48-8M0003992
16.5	28	48-8M0004021	48-8M0004022
16.25	28	48-8M0004051	48-8M0004052
16	28	48-8M0004081	48-8M0004082
15.75	28	48-8M0004111	48-8M0004112
15.5	28	48-8M0004141	48-8M0004142
15.25	28	48-8M0004171	48-8M0004172
15	28	48-8M0004201	48-8M0004202
18	29	48-8M0003843	48-8M0003844
17.75	29	48-8M0003873	48-8M0003874
17.5	29	48-8M0003903	48-8M0003904
17.25	29	48-8M0003933	48-8M0003934
17	29	48-8M0003963	48-8M0003964
16.75	29	48-8M0003993	48-8M0003994
16.5	29	48-8M0004023	48-8M0004024
16.25	29	48-8M0004053	48-8M0004054
16	29	48-8M0004083	48-8M0004084
15.75	29	48-8M0004113	48-8M0004114

Diameter (Inches)	Pitch	LH Rotation	RH Rotation
15.5	29	48-8M0004143	48-8M0004144
15.25	29	48-8M0004173	48-8M0004174
15	29	48-8M0004203	48-8M0004204
18	30	48-8M0003845	48-8M0003846
17.75	30	48-8M0003875	48-8M0003876
17.5	30	48-8M0003905	48-8M0003906
17.25	30	48-8M0003935	48-8M0003936
17	30	48-8M0003965	48-8M0003966
16.75	30	48-8M0003995	48-8M0003996
16.5	30	48-8M0004025	48-8M0004026
16.25	30	48-8M0004055	48-8M0004056
16	30	48-8M0004085	48-8M0004086
15.75	30	48-8M0004115	48-8M0004116
15.5	30	48-8M0004145	48-8M0004146
15.25	30	48-8M0004175	48-8M0004176
15	30	48-8M0004205	48-8M0004206
18	31	48-8M0003847	48-8M0003848
17.75	31	48-8M0003877	48-8M0003878
17.5	31	48-8M0003907	48-8M0003908
17.25	31	48-8M0003937	48-8M0003938
17	31	48-8M0003967	48-8M0003968
16.75	31	48-8M0003997	48-8M0003998
16.5	31	48-8M0004027	48-8M0004028
16.25	31	48-8M0004057	48-8M0004058
16	31	48-8M0004087	48-8M0004088
15.75	31	48-8M0004117	48-8M0004118
15.5	31	48-8M0004147	48-8M0004148
15.25	31	48-8M0004177	48-8M0004178
15	31	48-8M0004207	48-8M0004208
18	32	48-8M0003849	48-8M0003850
17.75	32	48-8M0003879	48-8M0003880
17.5	32	48-8M0003909	48-8M0003910
17.25	32	48-8M0003939	48-8M0003940
17	32	48-8M0003969	48-8M0003970
16.75	32	48-8M0003999	48-8M0004000
16.5	32	48-8M0004029	48-8M0004030
16.25	32	48-8M0004059	48-8M0004060
16	32	48-8M0004089	48-8M0004090
15.75	32	48-8M0004119	48-8M0004120
15.5	32	48-8M0004149	48-8M0004150
15.25	32	48-8M0004179	48-8M0004180
15	32	48-8M0004209	48-8M0004210
18	33	48-8M0003851	48-8M0003852
17.75	33	48-8M0003881	48-8M0003882
17.5	33	48-8M0003911	48-8M0003912
17.25	33	48-8M0003941	48-8M0003942
17	33	48-8M0003971	48-8M0003972
16.75	33	48-8M0004001	48-8M0004002
16.5	33	48-8M0004031	48-8M0004032
16.25	33	48-8M0004061	48-8M0004062
16	33	48-8M0004091	48-8M0004092
15.75	33	48-8M0004121	48-8M0004122
15.5	33	48-8M0004151	48-8M0004152
15.25	33	48-8M0004181	48-8M0004182

MERCURY RACING PROPELLER CHARTS

Diameter (Inches)	Pitch	LH Rotation	RH Rotation
15	33	48-8M0004211	48-8M0004212
18	34	48-8M0003853	48-8M0003854
17.75	34	48-8M0003883	48-8M0003884
17.5	34	48-8M0003913	48-8M0003914
17.25	34	48-8M0003943	48-8M0003944
17	34	48-8M0003973	48-8M0003974
16.75	34	48-8M0004003	48-8M0004004
16.5	34	48-8M0004033	48-8M0004034
16.25	34	48-8M0004063	48-8M0004064
16	34	48-8M0004093	48-8M0004094
15.75	34	48-8M0004123	48-8M0004124
15.5	34	48-8M0004153	48-8M0004154
15.25	34	48-8M0004183	48-8M0004184
15	34	48-8M0004213	48-8M0004214
18	35	48-8M0003855	48-8M0003856
17.75	35	48-8M0003885	48-8M0003886
17.5	35	48-8M0003915	48-8M0003916
17.25	35	48-8M0003945	48-8M0003946
17	35	48-8M0003975	48-8M0003976
16.75	35	48-8M0004005	48-8M0004006
16.5	35	48-8M0004035	48-8M0004036
16.25	35	48-8M0004065	48-8M0004066
16	35	48-8M0004095	48-8M0004096
15.75	35	48-8M0004125	48-8M0004126
15.5	35	48-8M0004155	48-8M0004156
15.25	35	48-8M0004185	48-8M0004186
15	35	48-8M0004215	48-8M0004216
18	36	48-8M0003857	48-8M0003858
17.75	36	48-8M0003887	48-8M0003888
17.5	36	48-8M0003917	48-8M0003918
17.25	36	48-8M0003947	48-8M0003948
17	36	48-8M0003977	48-8M0003978
16.75	36	48-8M0004007	48-8M0004008
16.5	36	48-8M0004037	48-8M0004038
16.25	36	48-8M0004067	48-8M0004068
16	36	48-8M0004097	48-8M0004098
15.75	36	48-8M0004127	48-8M0004128
15.5	36	48-8M0004157	48-8M0004158
15.25	36	48-8M0004187	48-8M0004188
15	36	48-8M0004217	48-8M0004218
18	37	48-8M0003859	48-8M0003860
17.75	37	48-8M0003889	48-8M0003890
17.5	37	48-8M0003919	48-8M0003920
17.25	37	48-8M0003949	48-8M0003950
17	37	48-8M0003979	48-8M0003980
16.75	37	48-8M0004009	48-8M0004010
16.5	37	48-8M0004039	48-8M0004040
16.25	37	48-8M0004069	48-8M0004070
16	37	48-8M0004099	48-8M0004100
15.75	37	48-8M0004129	48-8M0004130
15.5	37	48-8M0004159	48-8M0004160
15.25	37	48-8M0004189	48-8M0004190
15	37	48-8M0004219	48-8M0004220
18	38	48-8M0003861	48-8M0003862

Diameter (Inches)	Pitch	LH Rotation	RH Rotation
17.75	38	48-8M0003891	48-8M0003892
17.5	38	48-8M0003921	48-8M0003922
17.25	38	48-8M0003951	48-8M0003952
17	38	48-8M0003981	48-8M0003982
16.75	38	48-8M0004011	48-8M0004012
16.5	38	48-8M0004041	48-8M0004042
16.25	38	48-8M0004071	48-8M0004072
16	38	48-8M0004101	48-8M0004102
15.75	38	48-8M0004131	48-8M0004132
15.5	38	48-8M0004161	48-8M0004162
15.25	38	48-8M0004191	48-8M0004192
15	38	48-8M0004221	48-8M0004222
18	39	48-8M0003863	48-8M0003864
17.75	39	48-8M0003893	48-8M0003894
17.5	39	48-8M0003923	48-8M0003924
17.25	39	48-8M0003953	48-8M0003954
17	39	48-8M0003983	48-8M0003984
16.75	39	48-8M0004013	48-8M0004014
16.5	39	48-8M0004043	48-8M0004044
16.25	39	48-8M0004073	48-8M0004074
16	39	48-8M0004103	48-8M0004104
15.75	39	48-8M0004133	48-8M0004134
15.5	39	48-8M0004163	48-8M0004164
15.25	39	48-8M0004193	48-8M0004194
15	39	48-8M0004223	48-8M0004224
18	40	48-8M0003865	48-8M0003866
17.75	40	48-8M0003895	48-8M0003896
17.5	40	48-8M0003925	48-8M0003926
17.25	40	48-8M0003955	48-8M0003956
17	40	48-8M0003985	48-8M0003986
16.75	40	48-8M0004015	48-8M0004016
16.5	40	48-8M0004045	48-8M0004046
16.25	40	48-8M0004075	48-8M0004076
16	40	48-8M0004105	48-8M0004106
15.75	40	48-8M0004135	48-8M0004136
15.5	40	48-8M0004165	48-8M0004166
15.25	40	48-8M0004195	48-8M0004196
15	40	48-8M0004225	48-8M0004226

CNC Cleaver, Heat Treated SS 6 Blade, 15 Degree Rake - 600 HP

IIIA, IV, V, VI, VII SSM,NXT1. Case 8M0107970 included.
26 Spline hub with 1.75/1.88 in.(44.5/47.7mm) O.D. propeller shaft and 6 in. (152mm) hub length

Diameter (Inches)	Pitch	LH Rotation	RH Rotation
14.75	25	48-8M0064647	
14.5	25	48-8M0064815	48-8M0064816
18	26	48-8M0005007	48-8M0005008
17.75	26	48-8M0005037	48-8M0005038
17.5	26	48-8M0005067	48-8M0005068
17.25	26	48-8M0005097	48-8M0005098
17	26	48-8M0005127	48-8M0005128
16.75	26	48-8M0005157	48-8M0005158
16.5	26	48-8M0005187	48-8M0005188

Not all parts listed are available for the European, C.I.S., Africa and Middle East Markets.
For more information, please contact your local Mercury, Mariner, MerCruiser or Quicksilver Office.

MERCURY RACING PROPELLER CHARTS

Diameter (Inches)	Pitch	LH Rotation	RH Rotation
16.25	26	48-8M0005217	48-8M0005218
16	26	48-8M0005247	48-8M0005248
15.75	26	48-8M0005277	48-8M0005278
15.5	26	48-8M0005307	48-8M0005308
15.25	26	48-8M0005337	48-8M0005338
15	26	48-8M0005367	48-8M0005368
14.75	26	48-8M0062239	48-8M0062240
14.5	26	48-8M0076407	48-8M0076406
18	27	48-8M0005009	48-8M0005010
17.75	27	48-8M0005039	48-8M0005040
17.5	27	48-8M0005069	48-8M0005070
17.25	27	48-8M0005099	48-8M0005100
17	27	48-8M0005129	48-8M0005130
16.75	27	48-8M0005159	48-8M0005160
16.5	27	48-8M0005189	48-8M0005190
16.25	27	48-8M0005219	48-8M0005220
16	27	48-8M0005249	48-8M0005250
15.75	27	48-8M0005279	48-8M0005280
15.5	27	48-8M0005309	48-8M0005310
15.25	27	48-8M0005339	48-8M0005340
15	27	48-8M0005369	48-8M0005370
14.75	27	48-8M0062421	
14.5	27	48-8M0076181	48-8M0076180
18	28	48-8M0005011	48-8M0005012
17.75	28	48-8M0005041	48-8M0005042
17.5	28	48-8M0005071	48-8M0005072
17.25	28	48-8M0005101	48-8M0005102
17	28	48-8M0005131	48-8M0005132
16.75	28	48-8M0005161	48-8M0005162
16.5	28	48-8M0005191	48-8M0005192
16.25	28	48-8M0005221	48-8M0005222
16	28	48-8M0005251	48-8M0005252
15.75	28	48-8M0005281	48-8M0005282
15.5	28	48-8M0005311	48-8M0005312
15.25	28	48-8M0005341	48-8M0005342
15	28	48-8M0005371	48-8M0005372
14.5	28		48-8M0081418
18	29	48-8M0005013	48-8M0005014
17.75	29	48-8M0005043	48-8M0005044
17.5	29	48-8M0005073	48-8M0005074
17.25	29	48-8M0005103	48-8M0005104
17	29	48-8M0005133	48-8M0005134
16.75	29	48-8M0005163	48-8M0005164
16.5	29	48-8M0005193	48-8M0005194
16.25	29	48-8M0005223	48-8M0005224
16	29	48-8M0005253	48-8M0005254
15.75	29	48-8M0005283	48-8M0005284
15.5	29	48-8M0005313	48-8M0005314
15.25	29	48-8M0005343	48-8M0005344
15	29	48-8M0005373	48-8M0005374
18	30	48-8M0005015	48-8M0005016
17.75	30	48-8M0005045	48-8M0005046
17.5	30	48-8M0005075	48-8M0005076
17.25	30	48-8M0005105	48-8M0005106

Diameter (Inches)	Pitch	LH Rotation	RH Rotation
17	30	48-8M0005135	48-8M0005136
16.75	30	48-8M0005165	48-8M0005166
16.5	30	48-8M0005195	48-8M0005196
16.25	30	48-8M0005225	48-8M0005226
16	30	48-8M0005255	48-8M0005256
15.75	30	48-8M0005285	48-8M0005286
15.5	30	48-8M0005315	48-8M0005316
15.25	30	48-8M0005345	48-8M0005346
15	30	48-8M0005375	48-8M0005376
18	31	48-8M0005017	48-8M0005018
17.75	31	48-8M0005047	48-8M0005048
17.5	31	48-8M0005077	48-8M0005078
17.25	31	48-8M0005107	48-8M0005108
17	31	48-8M0005137	48-8M0005138
16.75	31	48-8M0005167	48-8M0005168
16.5	31	48-8M0005197	48-8M0005198
16.25	31	48-8M0005227	48-8M0005228
16	31	48-8M0005257	48-8M0005258
15.75	31	48-8M0005287	48-8M0005288
15.5	31	48-8M0005317	48-8M0005318
15.25	31	48-8M0005347	48-8M0005348
15	31	48-8M0005377	48-8M0005378
18	32	48-8M0005019	48-8M0005020
17.75	32	48-8M0005049	48-8M0005050
17.5	32	48-8M0005079	48-8M0005080
17.25	32	48-8M0005109	48-8M0005110
17	32	48-8M0005139	48-8M0005140
16.75	32	48-8M0005169	48-8M0005170
16.5	32	48-8M0005199	48-8M0005200
16.25	32	48-8M0005229	48-8M0005230
16	32	48-8M0005259	48-8M0005260
15.75	32	48-8M0005289	48-8M0005290
15.5	32	48-8M0005319	48-8M0005320
15.25	32	48-8M0005349	48-8M0005350
15	32	48-8M0005379	48-8M0005380
18	33	48-8M0005021	48-8M0005022
17.75	33	48-8M0005051	48-8M0005052
17.5	33	48-8M0005081	48-8M0005082
17.25	33	48-8M0005111	48-8M0005112
17	33	48-8M0005141	48-8M0005142
16.75	33	48-8M0005171	48-8M0005172
16.5	33	48-8M0005201	48-8M0005202
16.25	33	48-8M0005231	48-8M0005232
16	33	48-8M0005261	48-8M0005262
15.75	33	48-8M0005291	48-8M0005292
15.5	33	48-8M0005321	48-8M0005322
15.25	33	48-8M0005351	48-8M0005352
15	33	48-8M0005381	48-8M0005382
18	34	48-8M0005023	48-8M0005024
17.75	34	48-8M0005053	48-8M0005054
17.5	34	48-8M0005083	48-8M0005084
17.25	34	48-8M0005113	48-8M0005114
17	34	48-8M0005143	48-8M0005144
16.75	34	48-8M0005173	48-8M0005174

MERCURY RACING PROPELLER CHARTS

Diameter (Inches)	Pitch	LH Rotation	RH Rotation
16.5	34	48-8M0005203	48-8M0005204
16.25	34	48-8M0005233	48-8M0005234
16	34	48-8M0005263	48-8M0005264
15.75	34	48-8M0005293	48-8M0005294
15.5	34	48-8M0005323	48-8M0005324
15.25	34	48-8M0005353	48-8M0005354
15	34	48-8M0005383	48-8M0005384
18	35	48-8M0005025	48-8M0005026
17.75	35	48-8M0005055	48-8M0005056
17.5	35	48-8M0005085	48-8M0005086
17.25	35	48-8M0005115	48-8M0005116
17	35	48-8M0005145	48-8M0005146
16.75	35	48-8M0005175	48-8M0005176
16.5	35	48-8M0005205	48-8M0005206
16.25	35	48-8M0005235	48-8M0005236
16	35	48-8M0005265	48-8M0005266
15.75	35	48-8M0005295	48-8M0005296
15.5	35	48-8M0005325	48-8M0005326
15.25	35	48-8M0005355	48-8M0005356
15	35	48-8M0005385	48-8M0005386
18	36	48-8M0005027	48-8M0005028
17.75	36	48-8M0005057	48-8M0005058
17.5	36	48-8M0005087	48-8M0005088
17.25	36	48-8M0005117	48-8M0005118
17	36	48-8M0005147	48-8M0005148
16.75	36	48-8M0005177	48-8M0005178
16.5	36	48-8M0005207	48-8M0005208
16.25	36	48-8M0005237	48-8M0005238
16	36	48-8M0005267	48-8M0005268
15.75	36	48-8M0005297	48-8M0005298
15.5	36	48-8M0005327	48-8M0005328
15.25	36	48-8M0005357	48-8M0005358
15	36	48-8M0005387	48-8M0005388
18	37	48-8M0005029	48-8M0005030
17.75	37	48-8M0005059	48-8M0005060
17.5	37	48-8M0005089	48-8M0005090
17.25	37	48-8M0005119	48-8M0005120
17	37	48-8M0005149	48-8M0005150
16.75	37	48-8M0005179	48-8M0005180
16.5	37	48-8M0005209	48-8M0005210
16.25	37	48-8M0005239	48-8M0005240
16	37	48-8M0005269	48-8M0005270
15.75	37	48-8M0005299	48-8M0005300
15.5	37	48-8M0005329	48-8M0005330
15.25	37	48-8M0005359	48-8M0005360
15	37	48-8M0005389	48-8M0005390
18	38	48-8M0005031	48-8M0005032
17.75	38	48-8M0005061	48-8M0005062
17.5	38	48-8M0005091	48-8M0005092
17.25	38	48-8M0005121	48-8M0005122
17	38	48-8M0005151	48-8M0005152
16.75	38	48-8M0005181	48-8M0005182
16.5	38	48-8M0005211	48-8M0005212
16.25	38	48-8M0005241	48-8M0005242

Diameter (Inches)	Pitch	LH Rotation	RH Rotation
16	38	48-8M0005271	48-8M0005272
15.75	38	48-8M0005301	48-8M0005302
15.5	38	48-8M0005331	48-8M0005332
15.25	38	48-8M0005361	48-8M0005362
15	38	48-8M0005391	48-8M0005392
18	39	48-8M0005033	48-8M0005034
17.75	39	48-8M0005063	48-8M0005064
17.5	39	48-8M0005093	48-8M0005094
17.25	39	48-8M0005123	48-8M0005124
17	39	48-8M0005153	48-8M0005154
16.75	39	48-8M0005183	48-8M0005184
16.5	39	48-8M0005213	48-8M0005214
16.25	39	48-8M0005243	48-8M0005244
16	39	48-8M0005273	48-8M0005274
15.75	39	48-8M0005303	48-8M0005304
15.5	39	48-8M0005333	48-8M0005334
15.25	39	48-8M0005363	48-8M0005364
15	39	48-8M0005393	48-8M0005394
18	40	48-8M0005035	48-8M0005036
17.75	40	48-8M0005065	48-8M0005066
17.5	40	48-8M0005095	48-8M0005096
17.25	40	48-8M0005125	48-8M0005126
17	40	48-8M0005155	48-8M0005156
16.75	40	48-8M0005185	48-8M0005186
16.5	40	48-8M0005215	48-8M0005216
16.25	40	48-8M0005245	48-8M0005246
16	40	48-8M0005275	48-8M0005276
15.75	40	48-8M0005305	48-8M0005306
15.5	40	48-8M0005335	48-8M0005336
15.25	40	48-8M0005365	48-8M0005366
15	40	48-8M0005395	48-8M0005396

CNC CLEAVER 6 BLADE 18 DEGREE RAKE POLISHED LAB FINISHED STERNDRIVE PROPELLER



Not all parts listed are available for the European, C.I.S., Africa and Middle East Markets.
For more information, please contact your local Mercury, Mariner, MerCruiser or Quicksilver Office.

MERCURY RACING PROPELLER CHARTS

CNC Cleaver, Heat Treated SS 6 Blade, 18 Degree Rake - 1200 HP

IIIA, IV, V, VI, VII SSM, NXT1, M8. Case 8M0107970 included.
26 Spline hub with 1.75/1.88 in.(44.5/47.7mm) O.D. propeller shaft and 6 in. (152mm) hub length

MERCURY RACING PROPELLER CHARTS

Diameter (Inches)	Pitch	LH Rotation	RH Rotation
18	30	48-8M0013897	48-8M0013898
17.75	30	48-8M0013927	48-8M0013928
17.5	30	48-8M0013957	48-8M0013958
17.25	30	48-8M0013987	48-8M0013988
17	30	48-8M0014017	48-8M0014018
16.75	30	48-8M0014047	48-8M0014048
16.5	30	48-8M0014077	48-8M0014078
16.25	30	48-8M0014107	48-8M0014108
16	30	48-8M0014137	48-8M0014138
15.75	30	48-8M0014167	48-8M0014168
15.5	30	48-8M0014197	48-8M0014198
15.25	30	48-8M0014227	48-8M0014228
15	30	48-8M0014257	48-8M0014258
18	31	48-8M0013899	48-8M0013900
17.75	31	48-8M0013929	48-8M0013930
17.5	31	48-8M0013959	48-8M0013960
17.25	31	48-8M0013989	48-8M0013990
17	31	48-8M0014019	48-8M0014020
16.75	31	48-8M0014049	48-8M0014050
16.5	31	48-8M0014079	48-8M0014080
16.25	31	48-8M0014109	48-8M0014110
16	31	48-8M0014139	48-8M0014140
15.75	31	48-8M0014169	48-8M0014170
15.5	31	48-8M0014199	48-8M0014200
15.25	31	48-8M0014229	48-8M0014230
15	31	48-8M0014259	48-8M0014260
18	32	48-8M0013901	48-8M0013902
17.75	32	48-8M0013931	48-8M0013932
17.5	32	48-8M0013961	48-8M0013962
17.25	32	48-8M0013991	48-8M0013992
17	32	48-8M0014021	48-8M0014022
16.75	32	48-8M0014051	48-8M0014052
16.5	32	48-8M0014081	48-8M0014082
16.25	32	48-8M0014111	48-8M0014112
16	32	48-8M0014141	48-8M0014142
15.75	32	48-8M0014171	48-8M0014172
15.5	32	48-8M0014201	48-8M0014202
15.25	32	48-8M0014231	48-8M0014232
15	32	48-8M0014261	48-8M0014262
18	33	48-8M0013903	48-8M0013904
17.75	33	48-8M0013933	48-8M0013934
17.5	33	48-8M0013963	48-8M0013964
17.25	33	48-8M0013993	48-8M0013994
17	33	48-8M0014023	48-8M0014024
16.75	33	48-8M0014053	48-8M0014054
16.5	33	48-8M0014083	48-8M0014084
16.25	33	48-8M0014113	48-8M0014114
16	33	48-8M0014143	48-8M0014144
15.75	33	48-8M0014173	48-8M0014174

Diameter (Inches)	Pitch	LH Rotation	RH Rotation
15.5	33	48-8M0014203	48-8M0014204
15.25	33	48-8M0014233	48-8M0014234
15	33	48-8M0014263	48-8M0014264
18	34	48-8M0013905	48-8M0013906
17.75	34	48-8M0013935	48-8M0013936
17.5	34	48-8M0013965	48-8M0013966
17.25	34	48-8M0013995	48-8M0013996
17	34	48-8M0014025	48-8M0014026
16.75	34	48-8M0014055	48-8M0014056
16.5	34	48-8M0014085	48-8M0014086
16.25	34	48-8M0014115	48-8M0014116
16	34	48-8M0014145	48-8M0014146
15.75	34	48-8M0014175	48-8M0014176
15.5	34	48-8M0014205	48-8M0014206
15.25	34	48-8M0014235	48-8M0014236
15	34	48-8M0014265	48-8M0014266
18	35	48-8M0013907	48-8M0013908
17.75	35	48-8M0013937	48-8M0013938
17.5	35	48-8M0013967	48-8M0013968
17.25	35	48-8M0013997	48-8M0013998
17	35	48-8M0014027	48-8M0014028
16.75	35	48-8M0014057	48-8M0014058
16.5	35	48-8M0014087	48-8M0014088
16.25	35	48-8M0014117	48-8M0014118
16	35	48-8M0014147	48-8M0014148
15.75	35	48-8M0014177	48-8M0014178
15.5	35	48-8M0014207	48-8M0014208
15.25	35	48-8M0014237	48-8M0014238
15	35	48-8M0014267	48-8M0014268
18	36	48-8M0013909	48-8M0013910
17.75	36	48-8M0013939	48-8M0013940
17.5	36	48-8M0013969	48-8M0013970
17.25	36	48-8M0013999	48-8M0014000
17	36	48-8M0014029	48-8M0014030
16.75	36	48-8M0014059	48-8M0014060
16.5	36	48-8M0014089	48-8M0014090
16.25	36	48-8M0014119	48-8M0014120
16	36	48-8M0014149	48-8M0014150
15.75	36	48-8M0014179	48-8M0014180
15.5	36	48-8M0014209	48-8M0014210
15.25	36	48-8M0014239	48-8M0014240
15	36	48-8M0014269	48-8M0014270
18	37	48-8M0013911	48-8M0013912
17.75	37	48-8M0013941	48-8M0013942
17.5	37	48-8M0013971	48-8M0013972
17.25	37	48-8M0014001	48-8M0014002
17	37	48-8M0014031	48-8M0014032
16.75	37	48-8M0014061	48-8M0014062
16.5	37	48-8M0014091	48-8M0014092
16.25	37	48-8M0014121	48-8M0014122
16	37	48-8M0014151	48-8M0014152
15.75	37	48-8M0014181	48-8M0014182
15.5	37	48-8M0014211	48-8M0014212
15.25	37	48-8M0014241	48-8M0014242

MERCURY RACING PROPELLER CHARTS

Diameter (Inches)	Pitch	LH Rotation	RH Rotation
15	37	48-8M0014271	48-8M0014272
18	38	48-8M0013913	48-8M0013914
17.75	38	48-8M0013943	48-8M0013944
17.5	38	48-8M0013973	48-8M0013974
17.25	38	48-8M0014003	48-8M0014004
17	38	48-8M0014033	48-8M0014034
16.75	38	48-8M0014063	48-8M0014064
16.5	38	48-8M0014093	48-8M0014094
16.25	38	48-8M0014123	48-8M0014124
16	38	48-8M0014153	48-8M0014154
15.75	38	48-8M0014183	48-8M0014184
15.5	38	48-8M0014213	48-8M0014214
15.25	38	48-8M0014243	48-8M0014244
15	38	48-8M0014273	48-8M0014274
18	39	48-8M0013915	48-8M0013916
17.75	39	48-8M0013945	48-8M0013946
17.5	39	48-8M0013975	48-8M0013976
17.25	39	48-8M0014005	48-8M0014006
17	39	48-8M0014035	48-8M0014036
16.75	39	48-8M0014065	48-8M0014066
16.5	39	48-8M0014095	48-8M0014096
16.25	39	48-8M0014125	48-8M0014126
16	39	48-8M0014155	48-8M0014156
15.75	39	48-8M0014185	48-8M0014186
15.5	39	48-8M0014215	48-8M0014216
15.25	39	48-8M0014245	48-8M0014246
15	39	48-8M0014275	48-8M0014276
18	40	48-8M0013917	48-8M0013918
17.75	40	48-8M0013947	48-8M0013948
17.5	40	48-8M0013977	48-8M0013978
17.25	40	48-8M0014007	48-8M0014008
17	40	48-8M0014037	48-8M0014038
16.75	40	48-8M0014067	48-8M0014068
16.5	40	48-8M0014097	48-8M0014098
16.25	40	48-8M0014127	48-8M0014128
16	40	48-8M0014157	48-8M0014158
15.75	40	48-8M0014187	48-8M0014188
15.5	40	48-8M0014217	48-8M0014218
15.25	40	48-8M0014247	48-8M0014248
15	40	48-8M0014277	48-8M0014278

CNC Cleaver, Heat Treated SS 6 Blade, 18 Degree Rake - 900 HP

IIIA, IV, V, VI, VII SSM, NXT1, M8. Case 8M0107970 included.
26 Spline hub with 1.75/1.88 in. (44.5/47.7mm) O.D. propeller shaft and 6 in. (152mm) hub length

Diameter (Inches)	Pitch	LH Rotation	RH Rotation
18	30	48-8M0015067	48-8M0015068
17.75	30	48-8M0015097	48-8M0015098
17.5	30	48-8M0015127	48-8M0015128
17.25	30	48-8M0015157	48-8M0015158
17	30	48-8M0015187	48-8M0015188
16.75	30	48-8M0015217	48-8M0015218
16.5	30	48-8M0015247	48-8M0015248

Diameter (Inches)	Pitch	LH Rotation	RH Rotation
16.25	30	48-8M0015277	48-8M0015278
16	30	48-8M0015307	48-8M0015308
15.75	30	48-8M0015337	48-8M0015338
15.5	30	48-8M0015367	48-8M0015368
15.25	30	48-8M0015397	48-8M0015398
15	30	48-8M0015427	48-8M0015428
18	31	48-8M0015069	48-8M0015070
17.75	31	48-8M0015099	48-8M0015100
17.5	31	48-8M0015129	48-8M0015130
17.25	31	48-8M0015159	48-8M0015160
17	31	48-8M0015189	48-8M0015190
16.75	31	48-8M0015219	48-8M0015220
16.5	31	48-8M0015249	48-8M0015250
16.25	31	48-8M0015279	48-8M0015280
16	31	48-8M0015309	48-8M0015310
15.75	31	48-8M0015339	48-8M0015340
15.5	31	48-8M0015369	48-8M0015370
15.25	31	48-8M0015399	48-8M0015400
15	31	48-8M0015429	48-8M0015430
18	32	48-8M0015071	48-8M0015072
17.75	32	48-8M0015101	48-8M0015102
17.5	32	48-8M0015131	48-8M0015132
17.25	32	48-8M0015161	48-8M0015162
17	32	48-8M0015191	48-8M0015192
16.75	32	48-8M0015221	48-8M0015222
16.5	32	48-8M0015251	48-8M0015252
16.25	32	48-8M0015281	48-8M0015282
16	32	48-8M0015311	48-8M0015312
15.75	32	48-8M0015341	48-8M0015342
15.5	32	48-8M0015371	48-8M0015372
15.25	32	48-8M0015401	48-8M0015402
15	32	48-8M0015431	48-8M0015432
18	33	48-8M0015073	48-8M0015074
17.75	33	48-8M0015103	48-8M0015104
17.5	33	48-8M0015133	48-8M0015134
17.25	33	48-8M0015163	48-8M0015164
17	33	48-8M0015193	48-8M0015194
16.75	33	48-8M0015223	48-8M0015224
16.5	33	48-8M0015253	48-8M0015254
16.25	33	48-8M0015283	48-8M0015284
16	33	48-8M0015313	48-8M0015314
15.75	33	48-8M0015343	48-8M0015344
15.5	33	48-8M0015373	48-8M0015374
15.25	33	48-8M0015403	48-8M0015404
15	33	48-8M0015433	48-8M0015434
18	34	48-8M0015075	48-8M0015076
17.75	34	48-8M0015105	48-8M0015106
17.5	34	48-8M0015135	48-8M0015136
17.25	34	48-8M0015165	48-8M0015166
17	34	48-8M0015195	48-8M0015196
16.75	34	48-8M0015225	48-8M0015226
16.5	34	48-8M0015255	48-8M0015256
16.25	34	48-8M0015285	48-8M0015286
16	34	48-8M0015315	48-8M0015316

Not all parts listed are available for the European, C.I.S., Africa and Middle East Markets.
For more information, please contact your local Mercury, Mariner, MerCruiser or Quicksilver Office.

MERCURY RACING PROPELLER CHARTS

Diameter (Inches)	Pitch	LH Rotation	RH Rotation
15.75	34	48-8M0015345	48-8M0015346
15.5	34	48-8M0015375	48-8M0015376
15.25	34	48-8M0015405	48-8M0015406
15	34	48-8M0015435	48-8M0015436
18	35	48-8M0015077	48-8M0015078
17.75	35	48-8M0015107	48-8M0015108
17.5	35	48-8M0015137	48-8M0015138
17.25	35	48-8M0015167	48-8M0015168
17	35	48-8M0015197	48-8M0015198
16.75	35	48-8M0015227	48-8M0015228
16.5	35	48-8M0015257	48-8M0015258
16.25	35	48-8M0015287	48-8M0015288
16	35	48-8M0015317	48-8M0015318
15.75	35	48-8M0015347	48-8M0015348
15.5	35	48-8M0015377	48-8M0015378
15.25	35	48-8M0015407	48-8M0015408
15	35	48-8M0015437	48-8M0015438
18	36	48-8M0015079	48-8M0015080
17.75	36	48-8M0015109	48-8M0015110
17.5	36	48-8M0015139	48-8M0015140
17.25	36	48-8M0015169	48-8M0015170
17	36	48-8M0015199	48-8M0015200
16.75	36	48-8M0015229	48-8M0015230
16.5	36	48-8M0015259	48-8M0015260
16.25	36	48-8M0015289	48-8M0015290
16	36	48-8M0015319	48-8M0015320
15.75	36	48-8M0015349	48-8M0015350
15.5	36	48-8M0015379	48-8M0015380
15.25	36	48-8M0015409	48-8M0015410
15	36	48-8M0015439	48-8M0015440
18	37	48-8M0015081	48-8M0015082
17.75	37	48-8M0015111	48-8M0015112
17.5	37	48-8M0015141	48-8M0015142
17.25	37	48-8M0015171	48-8M0015172
17	37	48-8M0015201	48-8M0015202
16.75	37	48-8M0015231	48-8M0015232
16.5	37	48-8M0015261	48-8M0015262
16.25	37	48-8M0015291	48-8M0015292
16	37	48-8M0015321	48-8M0015322
15.75	37	48-8M0015351	48-8M0015352
15.5	37	48-8M0015381	48-8M0015382
15.25	37	48-8M0015411	48-8M0015412
15	37	48-8M0015441	48-8M0015442
18	38	48-8M0015083	48-8M0015084
17.75	38	48-8M0015113	48-8M0015114
17.5	38	48-8M0015143	48-8M0015144
17.25	38	48-8M0015173	48-8M0015174
17	38	48-8M0015203	48-8M0015204
16.75	38	48-8M0015233	48-8M0015234
16.5	38	48-8M0015263	48-8M0015264
16.25	38	48-8M0015293	48-8M0015294
16	38	48-8M0015323	48-8M0015324
15.75	38	48-8M0015353	48-8M0015354
15.5	38	48-8M0015383	48-8M0015384

Diameter (Inches)	Pitch	LH Rotation	RH Rotation
15.25	38	48-8M0015413	48-8M0015414
15	38	48-8M0015443	48-8M0015444
18	39	48-8M0015085	48-8M0015086
17.75	39	48-8M0015115	48-8M0015116
17.5	39	48-8M0015145	48-8M0015146
17.25	39	48-8M0015175	48-8M0015176
17	39	48-8M0015205	48-8M0015206
16.75	39	48-8M0015235	48-8M0015236
16.5	39	48-8M0015265	48-8M0015266
16.25	39	48-8M0015295	48-8M0015296
16	39	48-8M0015325	48-8M0015326
15.75	39	48-8M0015355	48-8M0015356
15.5	39	48-8M0015385	48-8M0015386
15.25	39	48-8M0015415	48-8M0015416
15	39	48-8M0015445	48-8M0015446
18	40	48-8M0015087	48-8M0015088
17.75	40	48-8M0015117	48-8M0015118
17.5	40	48-8M0015147	48-8M0015148
17.25	40	48-8M0015177	48-8M0015178
17	40	48-8M0015207	48-8M0015208
16.75	40	48-8M0015237	48-8M0015238
16.5	40	48-8M0015267	48-8M0015268
16.25	40	48-8M0015297	48-8M0015298
16	40	48-8M0015327	48-8M0015328
15.75	40	48-8M0015357	48-8M0015358
15.5	40	48-8M0015387	48-8M0015388
15.25	40	48-8M0015417	48-8M0015418
15	40	48-8M0015447	48-8M0015448

CNC CLEAVER 6 BLADE 21 DEGREE RAKE POLISHED LAB FINISHED STERNDRIVE PROPELLER



CNC Cleaver, Heat Treated SS 6 Blade, 21 Degree Rake - 1200 HP

III, IV, V, VI, VII SSM, NTX1, M8. Case 8M0107970 included.
26 Spline hub with 1.75/1.88 in.(44.5/47.7mm) O.D. propeller shaft and 6 in. (152mm) hub length

Diameter (Inches)	Pitch	LH Rotation	RH Rotation
18	30	48-8M0017479	48-8M0017480
17.75	30	48-8M0017509	48-8M0017510
17.5	30	48-8M0017539	48-8M0017540
17.25	30	48-8M0017569	48-8M0017570
17	30	48-8M0017599	48-8M0017600

MERCURY RACING PROPELLER CHARTS

Diameter (Inches)	Pitch	LH Rotation	RH Rotation
16.75	30	48-8M0017629	48-8M0017630
16.5	30	48-8M0017659	48-8M0017660
16.25	30	48-8M0017689	48-8M0017690
16	30	48-8M0017719	48-8M0017720
15.75	30	48-8M0017749	48-8M0017750
15.5	30	48-8M0017779	48-8M0017780
15.25	30	48-8M0017809	48-8M0017810
15	30	48-8M0017839	48-8M0017840
18	31	48-8M0017481	48-8M0017482
17.75	31	48-8M0017511	48-8M0017512
17.5	31	48-8M0017541	48-8M0017542
17.25	31	48-8M0017571	48-8M0017572
17	31	48-8M0017601	48-8M0017602
16.75	31	48-8M0017631	48-8M0017632
16.5	31	48-8M0017661	48-8M0017662
16.25	31	48-8M0017691	48-8M0017692
16	31	48-8M0017721	48-8M0017722
15.75	31	48-8M0017751	48-8M0017752
15.5	31	48-8M0017781	48-8M0017782
15.25	31	48-8M0017811	48-8M0017812
15	31	48-8M0017841	48-8M0017842
18	32	48-8M0017483	48-8M0017484
17.75	32	48-8M0017513	48-8M0017514
17.5	32	48-8M0017543	48-8M0017544
17.25	32	48-8M0017573	48-8M0017574
17	32	48-8M0017603	48-8M0017604
16.75	32	48-8M0017633	48-8M0017634
16.5	32	48-8M0017663	48-8M0017664
16.25	32	48-8M0017693	48-8M0017694
16	32	48-8M0017723	48-8M0017724
15.75	32	48-8M0017753	48-8M0017754
15.5	32	48-8M0017783	48-8M0017784
15.25	32	48-8M0017813	48-8M0017814
15	32	48-8M0017843	48-8M0017844
18	33	48-8M0017485	48-8M0017486
17.75	33	48-8M0017515	48-8M0017516
17.5	33	48-8M0017545	48-8M0017546
17.25	33	48-8M0017575	48-8M0017576
17	33	48-8M0017605	48-8M0017606
16.75	33	48-8M0017635	48-8M0017636
16.5	33	48-8M0017665	48-8M0017666
16.25	33	48-8M0017695	48-8M0017696
16	33	48-8M0017725	48-8M0017726
15.75	33	48-8M0017755	48-8M0017756
15.5	33	48-8M0017785	48-8M0017786
15.25	33	48-8M0017815	48-8M0017816
15	33	48-8M0017845	48-8M0017846
18	34	48-8M0017487	48-8M0017488
17.75	34	48-8M0017517	48-8M0017518
17.5	34	48-8M0017547	48-8M0017548
17.25	34	48-8M0017577	48-8M0017578
17	34	48-8M0017607	48-8M0017608
16.75	34	48-8M0017637	48-8M0017638
16.5	34	48-8M0017667	48-8M0017668

Diameter (Inches)	Pitch	LH Rotation	RH Rotation
16.25	34	48-8M0017697	48-8M0017698
16	34	48-8M0017727	48-8M0017728
15.75	34	48-8M0017757	48-8M0017758
15.5	34	48-8M0017787	48-8M0017788
15.25	34	48-8M0017817	48-8M0017818
15	34	48-8M0017847	48-8M0017848
18	35	48-8M0017489	48-8M0017490
17.75	35	48-8M0017519	48-8M0017520
17.5	35	48-8M0017549	48-8M0017550
17.25	35	48-8M0017579	48-8M0017580
17	35	48-8M0017609	48-8M0017610
16.75	35	48-8M0017639	48-8M0017640
16.5	35	48-8M0017669	48-8M0017670
16.25	35	48-8M0017699	48-8M0017700
16	35	48-8M0017729	48-8M0017730
15.75	35	48-8M0017759	48-8M0017760
15.5	35	48-8M0017789	48-8M0017790
15.25	35	48-8M0017819	48-8M0017820
15	35	48-8M0017849	48-8M0017850
18	36	48-8M0017491	48-8M0017492
17.75	36	48-8M0017521	48-8M0017522
17.5	36	48-8M0017551	48-8M0017552
17.25	36	48-8M0017581	48-8M0017582
17	36	48-8M0017611	48-8M0017612
16.75	36	48-8M0017641	48-8M0017642
16.5	36	48-8M0017671	48-8M0017672
16.25	36	48-8M0017701	48-8M0017702
16	36	48-8M0017731	48-8M0017732
15.75	36	48-8M0017761	48-8M0017762
15.5	36	48-8M0017791	48-8M0017792
15.25	36	48-8M0017821	48-8M0017822
15	36	48-8M0017851	48-8M0017852
18	37	48-8M0017493	48-8M0017494
17.75	37	48-8M0017523	48-8M0017524
17.5	37	48-8M0017553	48-8M0017554
17.25	37	48-8M0017583	48-8M0017584
17	37	48-8M0017613	48-8M0017614
16.75	37	48-8M0017643	48-8M0017644
16.5	37	48-8M0017673	48-8M0017674
16.25	37	48-8M0017703	48-8M0017704
16	37	48-8M0017733	48-8M0017734
15.75	37	48-8M0017763	48-8M0017764
15.5	37	48-8M0017793	48-8M0017794
15.25	37	48-8M0017823	48-8M0017824
15	37	48-8M0017853	48-8M0017854
18	38	48-8M0017495	48-8M0017496
17.75	38	48-8M0017525	48-8M0017526
17.5	38	48-8M0017555	48-8M0017556
17.25	38	48-8M0017585	48-8M0017586
17	38	48-8M0017615	48-8M0017616
16.75	38	48-8M0017645	48-8M0017646
16.5	38	48-8M0017675	48-8M0017676
16.25	38	48-8M0017705	48-8M0017706
16	38	48-8M0017735	48-8M0017736

Not all parts listed are available for the European, C.I.S., Africa and Middle East Markets.
For more information, please contact your local Mercury, Mariner, MerCruiser or Quicksilver Office.

MERCURY RACING PROPELLER CHARTS

Diameter (Inches)	Pitch	LH Rotation	RH Rotation
15.75	38	48-8M0017765	48-8M0017766
15.5	38	48-8M0017795	48-8M0017796
15.25	38	48-8M0017825	48-8M0017826
15	38	48-8M0017855	48-8M0017856
18	39	48-8M0017497	48-8M0017498
17.75	39	48-8M0017527	48-8M0017528
17.5	39	48-8M0017557	48-8M0017558
17.25	39	48-8M0017587	48-8M0017588
17	39	48-8M0017617	48-8M0017618
16.75	39	48-8M0017647	48-8M0017648
16.5	39	48-8M0017677	48-8M0017678
16.25	39	48-8M0017707	48-8M0017708
16	39	48-8M0017737	48-8M0017738
15.75	39	48-8M0017767	48-8M0017768
15.5	39	48-8M0017797	48-8M0017798
15.25	39	48-8M0017827	48-8M0017828
15	39	48-8M0017857	48-8M0017858
18	40	48-8M0017499	48-8M0017500
17.75	40	48-8M0017529	48-8M0017530
17.5	40	48-8M0017559	48-8M0017560
17.25	40	48-8M0017589	48-8M0017590
17	40	48-8M0017619	48-8M0017620
16.75	40	48-8M0017649	48-8M0017650
16.5	40	48-8M0017679	48-8M0017680
16.25	40	48-8M0017709	48-8M0017710
16	40	48-8M0017739	48-8M0017740
15.75	40	48-8M0017769	48-8M0017770
15.5	40	48-8M0017799	48-8M0017800
15.25	40	48-8M0017829	48-8M0017830
15	40	48-8M0017859	48-8M0017860

CNC Cleaver, Heat Treated SS 6 Blade, 21 Degree Rake - 900 HP

III A, IV, V, VI, VII SSM, NXT1, M8. Case 8M0107970 included.
26 Spline hub with 1.75/1.88 in.(44.5/47.7mm) O.D. propeller shaft and 6 in. (152mm) hub length

Diameter (Inches)	Pitch	LH Rotation	RH Rotation
18	30	48-8M0018649	48-8M0018650
17.75	30	48-8M0018679	48-8M0018680
17.5	30	48-8M0018709	48-8M0018710
17.25	30	48-8M0018739	48-8M0018740
17	30	48-8M0018769	48-8M0018770
16.75	30	48-8M0018799	48-8M0018800
16.5	30	48-8M0018829	48-8M0018830
16.25	30	48-8M0018859	48-8M0018860
16	30	48-8M0018889	48-8M0018890
15.75	30	48-8M0018919	48-8M0018920
15.5	30	48-8M0018949	48-8M0018950
15.25	30	48-8M0018979	48-8M0018980
15	30	48-8M0019009	48-8M0019010
18	31	48-8M0018651	48-8M0018652
17.75	31	48-8M0018681	48-8M0018682
17.5	31	48-8M0018711	48-8M0018712
17.25	31	48-8M0018741	48-8M0018742

Diameter (Inches)	Pitch	LH Rotation	RH Rotation
17	31	48-8M0018771	48-8M0018772
16.75	31	48-8M0018801	48-8M0018802
16.5	31	48-8M0018831	48-8M0018832
16.25	31	48-8M0018861	48-8M0018862
16	31	48-8M0018891	48-8M0018892
15.75	31	48-8M0018921	48-8M0018922
15.5	31	48-8M0018951	48-8M0018952
15.25	31	48-8M0018981	48-8M0018982
15	31	48-8M0019011	48-8M0019012
18	32	48-8M0018653	48-8M0018654
17.75	32	48-8M0018683	48-8M0018684
17.5	32	48-8M0018713	48-8M0018714
17.25	32	48-8M0018743	48-8M0018744
17	32	48-8M0018773	48-8M0018774
16.75	32	48-8M0018803	48-8M0018804
16.5	32	48-8M0018833	48-8M0018834
16.25	32	48-8M0018863	48-8M0018864
16	32	48-8M0018893	48-8M0018894
15.75	32	48-8M0018923	48-8M0018924
15.5	32	48-8M0018953	48-8M0018954
15.25	32	48-8M0018983	48-8M0018984
15	32	48-8M0019013	48-8M0019014
18	33	48-8M0018655	48-8M0018656
17.75	33	48-8M0018685	48-8M0018686
17.5	33	48-8M0018715	48-8M0018716
17.25	33	48-8M0018745	48-8M0018746
17	33	48-8M0018775	48-8M0018776
16.75	33	48-8M0018805	48-8M0018806
16.5	33	48-8M0018835	48-8M0018836
16.25	33	48-8M0018865	48-8M0018866
16	33	48-8M0018895	48-8M0018896
15.75	33	48-8M0018925	48-8M0018926
15.5	33	48-8M0018955	48-8M0018956
15.25	33	48-8M0018985	48-8M0018986
15	33	48-8M0019015	48-8M0019016
18	34	48-8M0018657	48-8M0018658
17.75	34	48-8M0018687	48-8M0018688
17.5	34	48-8M0018717	48-8M0018718
17.25	34	48-8M0018747	48-8M0018748
17	34	48-8M0018777	48-8M0018778
16.75	34	48-8M0018807	48-8M0018808
16.5	34	48-8M0018837	48-8M0018838
16.25	34	48-8M0018867	48-8M0018868
16	34	48-8M0018897	48-8M0018898
15.75	34	48-8M0018927	48-8M0018928
15.5	34	48-8M0018957	48-8M0018958
15.25	34	48-8M0018987	48-8M0018988
15	34	48-8M0019017	48-8M0019018
18	35	48-8M0018659	48-8M0018660
17.75	35	48-8M0018689	48-8M0018690
17.5	35	48-8M0018719	48-8M0018720
17.25	35	48-8M0018749	48-8M0018750
17	35	48-8M0018779	48-8M0018780
16.75	35	48-8M0018809	48-8M0018810

MERCURY RACING PROPELLER CHARTS

Diameter (Inches)	Pitch	LH Rotation	RH Rotation
16.5	35	48-8M0018839	48-8M0018840
16.25	35	48-8M0018869	48-8M0018870
16	35	48-8M0018899	48-8M0018900
15.75	35	48-8M0018929	48-8M0018930
15.5	35	48-8M0018959	48-8M0018960
15.25	35	48-8M0018989	48-8M0018990
15	35	48-8M0019019	48-8M0019020
18	36	48-8M0018661	48-8M0018662
17.75	36	48-8M0018691	48-8M0018692
17.5	36	48-8M0018721	48-8M0018722
17.25	36	48-8M0018751	48-8M0018752
17	36	48-8M0018781	48-8M0018782
16.75	36	48-8M0018811	48-8M0018812
16.5	36	48-8M0018841	48-8M0018842
16.25	36	48-8M0018871	48-8M0018872
16	36	48-8M0018901	48-8M0018902
15.75	36	48-8M0018931	48-8M0018932
15.5	36	48-8M0018961	48-8M0018962
15.25	36	48-8M0018991	48-8M0018992
15	36	48-8M0019021	48-8M0019022
18	37	48-8M0018663	48-8M0018664
17.75	37	48-8M0018693	48-8M0018694
17.5	37	48-8M0018723	48-8M0018724
17.25	37	48-8M0018753	48-8M0018754
17	37	48-8M0018783	48-8M0018784
16.75	37	48-8M0018813	48-8M0018814
16.5	37	48-8M0018843	48-8M0018844
16.25	37	48-8M0018873	48-8M0018874
16	37	48-8M0018903	48-8M0018904
15.75	37	48-8M0018933	48-8M0018934
15.5	37	48-8M0018963	48-8M0018964
15.25	37	48-8M0018993	48-8M0018994
15	37	48-8M0019023	48-8M0019024
18	38	48-8M0018665	48-8M0018666
17.75	38	48-8M0018695	48-8M0018696
17.5	38	48-8M0018725	48-8M0018726
17.25	38	48-8M0018755	48-8M0018756
17	38	48-8M0018785	48-8M0018786
16.75	38	48-8M0018815	48-8M0018816
16.5	38	48-8M0018845	48-8M0018846
16.25	38	48-8M0018875	48-8M0018876
16	38	48-8M0018905	48-8M0018906
15.75	38	48-8M0018935	48-8M0018936
15.5	38	48-8M0018965	48-8M0018966
15.25	38	48-8M0018995	48-8M0018996
15	38	48-8M0019025	48-8M0019026
18	39	48-8M0018667	48-8M0018668
17.75	39	48-8M0018697	48-8M0018698
17.5	39	48-8M0018727	48-8M0018728
17.25	39	48-8M0018757	48-8M0018758
17	39	48-8M0018787	48-8M0018788
16.75	39	48-8M0018817	48-8M0018818
16.5	39	48-8M0018847	48-8M0018848
16.25	39	48-8M0018877	48-8M0018878

Diameter (Inches)	Pitch	LH Rotation	RH Rotation
16	39	48-8M0018907	48-8M0018908
15.75	39	48-8M0018937	48-8M0018938
15.5	39	48-8M0018967	48-8M0018968
15.25	39	48-8M0018997	48-8M0018998
15	39	48-8M0019027	48-8M0019028
18	40	48-8M0018669	48-8M0018670
17.75	40	48-8M0018699	48-8M0018700
17.5	40	48-8M0018729	48-8M0018730
17.25	40	48-8M0018759	48-8M0018760
17	40	48-8M0018789	48-8M0018790
16.75	40	48-8M0018819	48-8M0018820
16.5	40	48-8M0018849	48-8M0018850
16.25	40	48-8M0018879	48-8M0018880
16	40	48-8M0018909	48-8M0018910
15.75	40	48-8M0018939	48-8M0018940
15.5	40	48-8M0018969	48-8M0018970
15.25	40	48-8M0018999	48-8M0019000
15	40	48-8M0019029	48-8M0019030

Not all parts listed are available for the European, C.I.S., Africa and Middle East Markets.
 For more information, please contact your local Mercury, Mariner, MerCruiser or Quicksilver Office.

QUICKSILVER PROPELLER APPLICATION CHARTS

QUICKSILVER PROPELLER APPLICATION CHARTS

EVINRUDE/JOHNSON OUTBOARD APPLICATION CHARTS

9.5-14 Horsepower - Evinrude/Johnson

9.5 HP 1964-73
 10 HP 1958-63
 10-14 HP Commercial 1982-94
 Pin Drive

Length (ft/m)	Current MPH/KPH	Propeller Size	Matl	Blades	Style	Quicksilver P/N	OEM P/N	Hub System
All Purpose		8 1/4 X 8 RH	AL	3	Black Diamond	QA3178R	387334	Rubber Bushing

8-15 Horsepower - Evinrude/Johnson

9.9 - 15 HP 2-Stroke 1974-2000
 8 - 9.9 - 15 HP 4-Stroke 2000-2001
 13 Tooth Spline

Length (ft/m)	Current MPH/KPH	Propeller Size	Matl	Blades	Style	Quicksilver P/N	OEM P/N	Hub System
All Purpose		9.25 X 10 RH	AL	3	Black Diamond	QA3168R	174950	Rubber Bushing
All Purpose		9.25 X 11 RH	AL	3	Black Diamond	QA3170R	174817	Rubber Bushing

15-25 Horsepower - Evinrude/Johnson

15 HP 1953-56
 18 HP 1957-73
 20 HP 1969-73
 25 HP 1969-77
 Pin Drive

Length (ft/m)	Current MPH/KPH	Propeller Size	Matl	Blades	Style	Quicksilver P/N	OEM P/N	Hub System
12-16 / 3.6-4.8	20-28 / 32-45	9 X 10 RH	AL	3	Black Diamond	QA3150R	383629	Rubber Bushing
12-14 / 3.6-4.2	25-32 / 40-51	9 1/4 X 11 RH	AL	3	Black Diamond	QA3152R	388088	Rubber Bushing

20-35 Horsepower - Evinrude/Johnson

20 HP 1984-97
 25 HP 2 & 3 Cyl. 1984 & Newer (including ETEC)
 25 HP Commercial 1993 & Newer
 35 HP 2 & 3 Cyl. 1976 & Newer
 30 HP 2 Cyl. 1984 & Newer (including ETEC)
 14 Tooth Spline

Length (ft/m)	Current MPH/KPH	Propeller Size	Matl	Blades	Style	Quicksilver P/N	OEM P/N	Hub System
17-20 / 5.2-6.1	10-20 / 16-32	10 1/2 X 11 RH	AL	3	Black Diamond	QA3114R	175190	Rubber Bushing
13-15 / 3.9-4.5	26-34 / 42-54	10 X 13 RH	AL	3	Black Diamond	QA3118R	175191	Rubber Bushing

40-50 Horsepower - Johnson 4-Stroke

40 HP 4-Stroke 2000-2007
 50 HP 4-Stroke 2000-2007
 13 Tooth Spline

Length (ft/m)	Current MPH/KPH	Propeller Size	Matl	Blades	Style	Quicksilver P/N	OEM P/N	Hub System
14-19 / 4.2-5.8	16-26 / 26-42	11 1/2 X 13 RH	AL	3	Black Diamond	QA2078X	5031619	Rubber Bushing

QUICKSILVER PROPELLER APPLICATION CHARTS

45-75 Hp Large Gearcase - Evinrude/Johnson

40 HP ETEC 2004 & Newer
 45 HP 2 Cyl Commercial 1986 & Newer
 50 HP ETEC 2004 & Newer
 50 HP 2 Cyl. 1971-74
 50 HP 2 Cyl Commercial 1977-79
 50 HP 3 Cyl. 1994-99
 55 HP 3 Cyl. 1968-69
 55 HP 2 Cyl. Commercial 1980 & Newer
 60 HP ETEC 2004 & Newer 60 HP 3 Cyl. 1970-71, 1986 & Newer
 65 HP 3 Cyl. 1972-73
 65 HP 3 Cyl. Commercial 1984 & Newer
 70 HP 3 & 4 Cyl. 1974 & Newer (including 4-stroke)
 75 HP 3 Cyl. 1975-84
 75 HP ETEC 2004 & Newer
 13 Tooth Spline

Length (ft/m)	Current MPH/KPH	Propeller Size	Matl	Blades	Style	Quicksilver P/N	OEM P/N	Hub System
19-22 / 5.8-6.7	17-26 / 27-42	14 X 13 RH Extra Cup	AL	3	Black Diamond	QA3832X	391668	(1)
17-19 / 5.2-5.8	23-31 / 37-50	13 3/4 X 15 RH	AL	3	Black Diamond	QA2208X	391198	(1)
16-19 / 4.8-5.8	29-36 / 47-58	13 1/4 X 17 RH	AL	3	Black Diamond	QA2206X	391199	(1)

(1) Use Flo-Torq II attaching hardware kit 835266Q1. Purchase Separately.

85 HP-140 HP V-4 Outboard - Evinrude/Johnson

85 HP V-4 1969-80
 85 HP V-4 1991-95
 88 HP V-4 1981-96
 90 HP V-4 1981 & Newer
 90 HP ETEC 2004 & Newer
 100 HP V-4 1979-80
 100 HP V-4 1988-93
 110 HP V-4 1986-89
 112 HP V-4 1994-96
 115 HP V-4 1973 & Newer
 115 HP V-4 ETEC 2004 & Newer
 120 HP V-4 1986-94
 125 HP V-4 1971-72
 130 HP V-4 ETEC 2004 & Newer
 135 HP V-4 1973-76
 140 HP V-4 1977-84
 13 Tooth Spline

Length (ft/m)	Current MPH/KPH	Propeller Size	Matl	Blades	Style	Quicksilver P/N	OEM P/N	Hub System
22-29 / 6.6-8.8	14-28 / 23-45	14 X 13 RH extra cup	AL	3	Black Diamond	QA3832X	391668	(1)
21-26 / 6.4-7.8	24-36 / 39-58	13 3/4 X 15 RH	AL	3	Black Diamond	QA2208X	391198	(1)
18-21 / 5.5-6.4	30-42 / 48-68	13 1/4 X 17 RH	AL	3	Black Diamond	QA2206X	391199	(1)

(1) Use Flo-Torq II attaching hardware kit 835266Q1. Purchase separately.

QUICKSILVER PROPELLER APPLICATION CHARTS

100 HP-300 HP V-6/V-8 Outboard - Evinrude/Johnson

100 HP V-4 Commercial 1984 & Newer, 115 HP V-4 95 & Newer
 120 HP V-4 1985, 130 HP V-4 1995 & Newer
 140 HP V-4 (25") 1989-94, 140 HP V-4 1985
 150 HP V-6 Commercial 1993 & Newer
 150 HP V-6 1978 & Newer (including ETEC)
 155 HP V-6 Commercial 1978 & Newer
 175 HP V-6 1977 & Newer (including ETEC)
 185 HP V-6 1984-85, 200 HP V-6 1976 & Newer
 200 HP V-6 ETEC
 225 HP V-6 1986 & Newer, 250 HP V-8 1991 & Newer (including ETEC)
 250 HP V-6 ETEC
 250 HP HO V-6 ETEC
 275-300 HP V-8 Two Strokes 1986-95
 300 HP V-6 ETEC
 150-300 HP E-TEC G2
 15 Tooth Spline

QUICKSILVER PROPELLER APPLICATION CHARTS

Length (ft/m)	Current MPH/KPH	Propeller Size	Matl	Blades	Style	Quicksilver P/N	OEM P/N	Hub System
Pontoon	to 26 / to 42	14 x 12 RH	AL	4	Nemesis	48-8M0055531		(1)
Pontoon	to 29 / to 46	14 x 14 RH	AL	4	Nemesis	48-8M0055533		(1)
21-26 / 6.4-7.8	30-42 / 48-68	14 X 17 RH	AL	4	Nemesis	48-8M0055534		(1)
19-22 / 5.8-6.7	36-49 / 58-79	14 X 19 RH	AL	4	Nemesis	48-8M0055535		(1)
17-20 / 5.2-6.1	42-56 / 68-90	14 X 21 RH	AL	4	Nemesis	48-8M0055536		(1)
15-19 / 4.5-5.8	50-64 / 81-103	14 X 23 RH	AL	4	Nemesis	48-8M0055537		(1)
House/Pontoon	10-25 / 16-40	16 X 13 RH	AL	3	Black Diamond	QA2004X	391536	(1)
House/Cruisers	24-36 / 39-58	15 1/2 X 15 RH	AL	3	Black Diamond	QA2008X		(1)
House/Cruisers	24-36 / 39-58	15 1/2 X 15 RH	AL	3	Black Diamond	QA2008X	391535	(1)
21-26 / 6.4-7.8	30-42 / 48-68	15 X 17 RH	AL	3	Black Diamond	QA1912X	391200	(1)
19-22 / 5.8-6.7	36-49 / 58-79	14 1/2 X 19 RH	AL	3	Black Diamond	QA1916X	391201	(1)
17-20 / 5.2-6.1	42-56 / 68-90	14 1/4 X 21 RH	AL	3	Black Diamond	QA1918X	391202	(1)
15-19 / 4.5-5.8	50-64 / 81-103	14 X 23 RH	AL	3	Black Diamond	QA1920X	391203	(1)
House/Cruisers	24-36 / 39-58	14 1/2 X 15 RH	SS	3	Silverado	QS5050X	174926	(1)
21-26 / 6.4-7.8	30-42 / 48-68	14 1/2 X 17 RH	SS	3	Silverado	QS5052X	176615	(1)
19-22 / 5.8-6.7	36-49 / 58-79	14 X 19 RH	SS	3	Silverado	QS5054X	176617	(1)
17-20 / 5.2-6.1	42-56 / 68-90	13 3/4 X 21 RH	SS	3	Silverado	QS5056X	176619	(1)
21-26 / 6.4-7.8	30-42 / 48-68	13 1/2 X 17 RH	SS	5	QST 5	QS1154X		(1)
19-22 / 5.8-6.7	36-49 / 58-79	13 1/3 X 19 RH	SS	5	QST 5	QS5758X		(1)
17-20 / 5.2-6.1	42-56 / 68-90	13 1/3 X 21 RH	SS	5	QST 5	QS5760X		(1)
House/Cruisers	24-36 / 39-58	15 3/4 X 15 RH	SS	3	Thunderbolt	QS5002X		(1)
21-26 / 6.4-7.8	30-42 / 48-68	15 1/2 X 17 RH	SS	3	Thunderbolt	QS5004X		(1)
19-22 / 5.8-6.7	36-49 / 58-79	15 1/4 X 19 RH	SS	3	Thunderbolt	QS5006X		(1)
17-20 / 5.2-6.1	42-56 / 68-90	14 3/4 X 21 RH	SS	3	Thunderbolt	QS5008X		(1)
17-20 / 5.2-6.1	42-56 / 68-90	14 5/8 X 21 RH	SS	3	Torrent	QS5862X		(1)(2)
15-19 / 4.5-5.8	50-64 / 81-103	14 5/8 X 23 RH	SS	3	Torrent	QS5864X		(1)(2)
High Perf.	55-67 / 89-108	14 5/8 X 25 RH	SS	3	Torrent	QS5866X		(1)(2)
Pontoon	10-25 / 16-40	16 X 11P RH	SS	3	Q3	48-8M0103516		(1)
Pontoon	11-26 / 17-41	15.6 X 13P RH	SS	3	Q3	48-8M0103517		(1)
Pontoon	12-27 / 18-42	15.3 X 14P RH	SS	3	Q3	48-8M0103518		(1)
Pontoon/Cruiser	17-30 / 27-49	15 X 15P RH	SS	3	Q3	48-8M0103519		(1)
21-26 / 6.4-7.8	24-36 / 43-63	14.7 X 16P RH	SS	3	Q3	48-8M0103520		(1)
21-26 / 6.4-7.8	30-42 / 48-68	14.5 X 17P RH	SS	3	Q3	48-8M0103521		(1)
19-22 / 5.8-6.7	33-45 / 53-73	14.2 X 18P RH	SS	3	Q3	48-8M0103522		(1)
19-22 / 5.8-6.7	36-49 / 58-79	14.0 X 19P RH	SS	3	Q3	48-8M0103523		(1)
17-20 / 5.2-6.1	39-52 / 63-84	13.8 X 20P RH	SS	3	Q3	48-8M0103524		(1)
17-20 / 5.2-6.1	42-56 / 68-90	13.6 X 21P RH	SS	3	Q3	48-8M0103525		(1)
21-26 / 6.4-7.8	30-42 / 48-68	14.6 X 17P RH	SS	4	Q4	48-8M0103526		(1)(2)
19-22 / 5.8-6.7	36-49 / 58-79	14.6 X 19P RH	SS	4	Q4	48-8M0103528		(1)(2)

QUICKSILVER PROPELLER APPLICATION CHARTS

Length (ft/m)	Current MPH/KPH	Propeller Size	Matl	Blades	Style	Quicksilver P/N	OEM P/N	Hub System
17-20 / 5.2-6.1	42-56 / 68-90	14.6 X 21P RH	SS	4	Q4	48-8M0103530		(1)(2)
15-19 / 4.5-5.8	50-64 / 81-103	14.6 X 23P RH	SS	4	Q4	48-8M0103532		(1)(2)
LH Propellers		15 1/2 X 17 LH	SS	3	Thunderbolt	QS5005X		(1)
		15 1/4 X 19 LH	SS	3	Thunderbolt	QS5007X		(1)
		14.6 X 17P LH	SS	4	Q4	48-8M0103527		(1)(2)
		14.6 X 19P LH	SS	4	Q4	48-8M0103529		(1)(2)
		14.6 X 21P LH	SS	4	Q4	48-8M0103531		(1)(2)
		14.6 X 23P LH	SS	4	Q4	48-8M0103533		(1)(2)

(1) Use Flo-Torq II hub kit 835265Q02 for 1991 and newer non E-TEC G2 applications. Use Flo-Torq II hub kit 835267Q1 for 1990 and older applications. Use Flo-Torq II hub kit 8M0107220 for 2014 and newer E-TEC G2 outboards 200-300 hp. Purchase separately.

(2) Use forward bushing 23-856163Q1 along with Flo-Torq hub kit for surface piercing applications with the Q4 and Torrent propellers. Purchase separately.

FORCE OUTBOARD APPLICATION CHARTS

3.5 HP-8 HP - Force

3.5 HP 1980-1984

5 HP 1987-1998

4-8 HP 1968-1988

Flo-Torq I Round Rubber Hub = 318304-3

Prop Pin = FA324101

Length (ft/m)	Propeller Size	Material	Blades	Quicksilver PN	Hub System
All	7.25 x 6.5 RH	Nylon	3	48-820110A20(1)	Rubber Bushing

(1) Standard with 5 HP Engine

9.9-15 Horsepower - Chrysler

9.9 HP - 15 HP 1968-1983

Pin Drive

Length (ft/m)	Current MPH/KPH	Propeller Size	Matl	Blades	Style	Quicksilver P/N	Hub System
All Purpose		8 X 8.5 RH	PL	3	Black Diamond	48-FP6430	Pin Drive
All Purpose		8 X 9 RH	PL	3	Black Diamond	FP6477	Pin Drive

9.9-15 Horsepower - Force

9.9 HP 1996-1998

15 HP 1996-1998

8 Tooth Spline

Length (ft/m)	Current MPH/KPH	Propeller Size	Matl	Blades	Style	Quicksilver P/N	OEM P/N	Hub System
15-20 / 4.5-6.1	15-18 / 24-29	9 X 7 RH	AL	3	Black Diamond	QA2124R	828152A12	Rubber Bushing
14-19 / 4.2-2.8	16-22 / 25-35	9 X 8 RH	AL	3	Black Diamond	QA2126R	828154A12	Rubber Bushing
to 17 / to 5.2	19-24 / 31-38	9 X 9 RH	AL	3	Black Diamond	QA2128R	828156A12	Rubber Bushing
to 16 / to 4.8	21-28 / 33-45	9 X 10 1/2 RH	AL	3	Black Diamond	QA2130R	828158A12	Rubber Bushing

25 Horsepower - Force

25 HP 3 Cyl. 1995-1998

10 Tooth Spline

Length (ft/m)	Current MPH/KPH	Propeller Size	Matl	Blades	Style	Quicksilver P/N	OEM P/N	Hub System
12-15 / 3.6-4.5	24-30 / 38-48	10 3/8 X13 RH	AL	3	Black Diamond	QA2106R	19640A40	Rubber Bushing

Not all parts listed are available for the European, C.I.S., Africa and Middle East Markets.
For more information, please contact your local Mercury, Mariner, MerCruiser or Quicksilver Office.

QUICKSILVER PROPELLER APPLICATION CHARTS

40-75 Horsepower - Force

40 - 50 HP 1995-1998
75 HP 1996-98
13 Tooth Spline

Length (ft/m)	Current MPH/KPH	Propeller Size	Matl	Blades	Style	Quicksilver P/N	OEM P/N	Hub System
House/Work	to 17 / to 27	12 1/2 X 8 RH	AL	3	Black Diamond	QA2060X	42738A11	(1)
Work/Pontoon	13-18 / 21-29	12 1/4 X 9 RH	AL	3	Black Diamond	QA2062X	87818A11	(1)
17-22 / 5.2-6.7	18-22 / 29-35	11 1/4 X 10 RH	AL	3	Black Diamond	QA2064X	73132A40	(1)
16-20 / 4.8-6.1	20-24 / 32-38	10 7/8 X 11 RH	AL	3	Black Diamond	QA2070X	85632A40	(1)
15-19 / 4.5-5.8	23-27 / 37-43	10 3/4 X 12 RH	AL	3	Black Diamond	QA2072X	816702A40	(1)
15-19 / 4.5-5.8	23-27 / 37-43	10 5/8 X 12 RH	AL	3	Black Diamond	QA2074X	73134A40	(1)
15-18 / 4.5-5.5	26-30 / 42-48	10 1/2 X 13 RH	AL	3	Black Diamond	QA2076X	816704A40	(1)
15-18 / 4.5-5.5	26-30 / 42-48	10 3/8 X 13 RH	AL	3	Black Diamond	QA2078X	73136A40	(1)
14-17 / 4.2-5.2	29-32 / 46-51	10 3/8 X 14 RH	AL	3	Black Diamond	QA2080X	816706A40	(1)
14-17 / 4.2-5.2	29-32 / 46-51	10 1/4 X 14 RH	AL	3	Black Diamond	QA2082X	73138A40	(1)
13-16 / 4.0-4.8	31-34 / 50-54	10 1/8 X 15 RH	AL	3	Black Diamond	QA2084X	73140A40	(1)
16-20 / 4.8-6.1	20-24 / 32-38	10.6 X 11 RH	AL	4	Nemesis	48-8M8027510	48-8M8026620	(1)
15-19 / 4.5-5.8	23-27 / 37-43	10.6 X 12 RH	AL	4	Nemesis	48-8M8027511	48-8M8026625	(1)
15-18 / 4.5-5.5	26-30 / 42-48	10.3X 13 RH	AL	4	Nemesis	48-8M8027512	48-8M8026630	(1)
14-17 / 4.2-5.2	29-32 / 46-51	10.1 X 14 RH	AL	4	Nemesis	48-8M8027513	48-8M8026635	(1)
13-16 / 4.0-4.8	31-34 / 50-54	10.1 X 15 RH	AL	4	Nemesis	48-8M8027514	48-8M8026640	(1)
15-18 / 4.5-5.5	26-30 / 42-48	10 1/2 X 13 RH	SS	3	Silverado	QS5166X	855858A5	(1)
14-17 / 4.2-5.2	29-32 / 46-51	10 3/8 X 14 RH	SS	3	Silverado	QS5168X	855860A5	(1)
13-16 / 4.0-4.8	31-34 / 50-54	10 1/4 X 15 RH	SS	3	Silverado	QS5170X	855862A5	(1)

(1) Flo-Torq Reflex Hub System. Hub and required hardware included in box.

75-150 Horsepower - Force

75 HP 1999 & Newer
90, 120, 150 HP 1995 & Newer
15 Tooth Spline

Length (ft/m)	Current MPH/KPH	Propeller Size	Matl	Blades	Style	Quicksilver P/N	OEM P/N	Hub System
House/Work	to 14 / to 23	14 X 9 RH	AL	3	Black Diamond	QA2026X	854340A45	(1)
Pontoon/Work	to 19 / to 31	14 X 10 RH	AL	3	Black Diamond	QA2028X	854342A45	(1)
Pontoon	to 19 / to 31	14 X 10 RH	AL	3	Black Diamond	QA2828X	854342CP1	(1)(2)
25+ / 7.6	18-21 / 29-34	14 X 11 RH	AL	3	Black Diamond	QA2030X	77338A45	(1)
Pontoon	18-21 / 29-34	14 X 11 RH	AL	3	Black Diamond	QA2830X	77338CP1	(1)(2)
22+ / 6.7	24-27 / 38-43	14 X 13 RH	AL	3	Black Diamond	QA2032X	77340A45	(1)
Pontoon	24-27 / 38-43	14 X 13 RH	AL	3	Black Diamond	QA2832X	77340CP1	(1)(2)
19-24 / 5.8-7.3	30-33 / 48-52	13 3/4 X 15 RH	AL	3	Black Diamond	QA2034X	77342A45	(1)
17-21 / 5.2-6.4	36-39 / 58-63	13 1/4 X 17 RH	AL	3	Black Diamond	QA2036X	77344A45	(1)
16-19 / 4.8-5.8	41-45 / 66-72	13 X 19 RH	AL	3	Black Diamond	QA2038X	77346A45	(1)
15-18 / 4.5-5.5	43-48 / 69-77	12 3/4 X 21 RH	AL	3	Black Diamond	QA2040X	77348A45	(1)
to 16 / to 4.8	46-52 / 74-84	12 1/2 X 23 RH	AL	3	Black Diamond	QA2042X	77350A45	(1)
Pontoon	to 19 / to 31	13.8 X 10 RH	AL	4	Nemesis Pontoon	48-8M8027497	48-8M8026555	(1)
Pontoon	18-21 / 29-34	13.8 X 11 RH	AL	4	Nemesis Pontoon	48-8M8027498	48-8M8026560	(1)
Pontoon	24-27 / 38-43	13.8 X 13 RH	AL	4	Nemesis Pontoon	48-8M8027500	48-8M8026570	(1)
19-24 / 5.8-7.3	30-33 / 48-52	13.4X 15 RH	AL	4	Nemesis	48-8M8027502	48-8M8026570	(1)
17-21 / 5.2-6.4	36-39 / 58-63	13.0 X 17 RH	AL	4	Nemesis	48-8M8027504	48-8M8026590	(1)
16-19 / 4.8-5.8	41-45 / 66-72	12.5 X 19 RH	AL	4	Nemesis	48-8M8027506	48-8M8026600	(1)
Pontoon	24-27 / 38-43	13.5 X 13 RH	SS	4	Q4	48-8M0055559	48-8M0055547	(1)
19-24 / 5.8-7.3	30-33 / 48-52	13.0X 15 RH	SS	4	Q4	48-8M0055560	48-8M0055548	(1)
17-21 / 5.2-6.4	36-39 / 58-63	12.7 X 17 RH	SS	4	Q4	48-8M0055561	48-8M0055549	(1)
16-19 / 4.8-5.8	41-45 / 66-72	12.7 X 19 RH	SS	4	Q4	48-8M0055562	48-8M0055550	(1)
19-24 / 5.8-7.3	30-33 / 48-52	13 3/8 X 14 RH	SS	3	Silverado	QS5114X	17314A46	(1)

QUICKSILVER PROPELLER APPLICATION CHARTS

Length (ft/m)	Current MPH/KPH	Propeller Size	Matl	Blades	Style	Quicksilver P/N	OEM P/N	Hub System
17-21 / 5.2-6.4	36-39 / 58-63	13 1/8 X 16 RH	SS	3	Silverado	QS5116X	16986A46	(1)
16-19 / 4.8-5.8	41-45 / 66-72	13 X 18 RH	SS	3	Silverado	QS5118X	16988A46	(1)

(1) Use Flo-Torq II attaching hardware kit 835257Q1. Purchase separately.

(2) Extra Cup Version.

HONDA OUTBOARD APPLICATION CHARTS

7.5-10 Horsepower - Honda

7.5 HP 1978-87
 BF 8 HP 1987-1999
 BF 100 (10 HP) All Years
 Pin Drive

Length (ft/m)	Current MPH/KPH	Propeller Size	Matl	Blades	Style	Quicksilver P/N	OEM P/N	Hub System
All Purpose		9 X 10 RH	AL	3	Black Diamond	QA3150R		Rubber Bushing
All Purpose		9 1/4 X 11 RH	AL	3	Black Diamond	QA3152R		Rubber Bushing

9.9-20 Horsepower - Honda

BF 8 2000 & Newer
 BF 9.9 HP 1988 & Newer
 BF 15 HP All Years
 BF 20 2003 & Newer
 8 Tooth Spline

Length (ft/m)	Current MPH/KPH	Propeller Size	Matl	Blades	Style	Quicksilver P/N	OEM P/N	Hub System
14-16 / 4.2-4.8	17-21 / 27-34	9 1/4 X 9 RH	AL	3	Black Diamond	QA3906R	58130-ZV4-701ZA	Rubber Bushing
to 15 / to 4.5	21-26 / 34-42	9 1/4 X 10 1/2 RH	AL	3	Black Diamond	QA3914R	58130-ZV4-030ZA	Rubber Bushing

25-30 Horsepower

25-30 Horsepower
 BF 25 All Years
 BF 30 All Years
 10 Tooth Spline
 Use existing Honda nut and washer

Length (ft/m)	Current MPH/KPH	Propeller Size	Material	Blades	Style	Quicksilver P/N	OEM P/N	Hub System
16+ / 4.8+	to 20 / to 32	10 x 8 RH	Alum	3	Black Diamond	QA2190R	48-896890A10	Rubber Bushing
13-17 / 3.9-5.2	17-26 / 27-42	9.75 x 9.5 RH	Alum	3	Black Diamond	QA2192R	48-896892A40	Rubber Bushing
13-16 / 3.9-4.8	21-31 / 34-47	9.5 x 11 RH	Alum	3	Black Diamond	QA2196R	48-896896A40	Rubber Bushing
to 16 / to 4.8	25-36 / 40-58	9.25 x 12.5 RH	Alum	3	Black Diamond	QA2200R	48-896900A40	Rubber Bushing
13-17 / 3.9-5.2	17-26 / 27-42	9.3 x 9.5 RH	Alum	4	Nemesis	48-8M8027516	48-8M8026650	Rubber Bushing
13-16 / 3.9-4.8	21-31 / 34-47	9.3 x 11 RH	Alum	4	Nemesis	48-8M8027517	48-8M8026655	Rubber Bushing

35-60 Horsepower - Honda

BF 35 HP 1991-94
 BF 40 HP 1995 & Newer
 BF 45 HP 1991-94
 BF 50/50A HP 1995 & Newer
 BF 60 Small Gearcase
 13 Tooth Spline
 Flo-Torq Reflex Propeller. Replace existing forward thrust washer with Quicksilver thrust washer 8M0046466. Purchase separately.

Length (ft/m)	Current MPH/KPH	Propeller Size	Matl	Blades	Style	Quicksilver P/N	OEM P/N	Hub System
House/Pontoon	11-17 / 17-27	12 1/2 X 8 RH	AL	3	Black Diamond	QA2060X		(1)
Pontoon	16-21 / 25-34	12 1/4 X 9 RH	AL	3	Black Diamond	QA2062X	58130-ZV5-009AH	(1)
17+ / 5.2	20-24 / 32-38	11 1/4 X 10 RH	AL	3	Black Diamond	QA2064X		(1)
16-18 / 4.8-5.5	23-28 / 37-45	10 7/8 X 11 RH	AL	3	Black Diamond	QA2070X	58130-ZV5-850ZA	(1)
15-17 / 4.5-5.2	26-32 / 42-51	10 3/4 X 12 RH	AL	3	Black Diamond	QA2072X	58130-ZV5-012AH	(1)

Not all parts listed are available for the European, C.I.S., Africa and Middle East Markets.
 For more information, please contact your local Mercury, Mariner, MerCruiser or Quicksilver Office.

QUICKSILVER PROPELLER APPLICATION CHARTS

Length (ft/m)	Current MPH/KPH	Propeller Size	Matl	Blades	Style	Quicksilver P/N	OEM P/N	Hub System
15-17 / 4.5-5.2	26-32 / 42-51	10 5/8 X 12 RH	AL	3	Black Diamond	QA2074X	58130-ZV5-000ZA	(1)
14-17 / 4.2-5.2	30-35 / 48-57	10 1/2 X 13 RH	AL	3	Black Diamond	QA2076X	58130-ZV5-013AH	(1)
14-17 / 4.2-5.2	30-35 / 48-57	10 3/8 X 13 RH	AL	3	Black Diamond	QA2078X	58130-ZV5-012AH	(1)
14-16 / 4.2-4.8	33-39 / 53-63	10 3/8 X 14 RH	AL	3	Black Diamond	QA2080X	58130-ZV5-014AH	(1)
14-16 / 4.2-4.8	33-39 / 53-63	10 1/4 X 14 RH	AL	3	Black Diamond	QA2082X	58130-ZV5-013AH	(1)
13-15 / 4.0-4.5	36-43 / 58-69	10 1/8 X 15 RH	AL	3	Black Diamond	QA2084X	58130-ZV5-870ZA	(1)
16-18 / 4.8-5.5	23-28 / 37-45	10.6 X 11 RH	AL	4	Nemesis	48-8M8027510		(1)
15-17 / 4.5-5.2	26-32 / 42-51	10.6 X 12 RH	AL	4	Nemesis	48-8M8027511		(1)
14-17 / 4.2-5.2	30-35 / 48-57	10.3 X 13 RH	AL	4	Nemesis	48-8M8027512		(1)
14-16 / 4.2-4.8	33-39 / 53-63	10.1 X 14 RH	AL	4	Nemesis	48-8M8027513		(1)
13-15 / 4.0-4.5	36-43 / 58-69	10.1 X 15 RH	AL	4	Nemesis	48-8M8027514		(1)
14-17 / 4.2-5.2	30-35 / 48-57	10 1/2 X 13 RH	SS	3	Silverado	QS5166X	58110-ZV5-E20	(1)
14-16 / 4.2-4.8	33-39 / 53-63	10 3/8 X 14 RH	SS	3	Silverado	QS5168X	58110-ZV5-E10	(1)
13-15 / 4.0-4.5	36-43 / 58-69	10 1/4 X 15 RH	SS	3	Silverado	QS5170X	58110-ZV5-E00	(1)

(1) Flo-Torq Reflex Propeller. Replace existing forward thrust washer with Quicksilver thrust washer 8M0046466. Purchase separately.

60 BFP, 75-130 Horsepower - Honda

60 BFP 1995 & newer (Large Gearcase)

75 HP 1995 & Newer

90 HP 1995 & Newer

115 HP 1998 & Newer

130 HP 1998 & Newer

15 Tooth Spline

Length (ft/m)	Current MPH/KPH	Propeller Size	Matl	Blades	Style	Quicksilver P/N	OEM P/N	Hub System
House/Work	to 14 / to 23	14 X 9 RH	AL	3	Black Diamond	QA2026X		(1)
Pontoon/Work	to 19 / to 31	14 X 10 RH	AL	3	Black Diamond	QA2028X		(1)
Pontoon/Work	to 19 / to 31	14 X 10 RH	AL	3	Black Diamond	QA2828X		(1)(2)
25+ / 7.8	18-21 / 29-34	14 X 11 RH	AL	3	Black Diamond	QA2030X	58130-ZW1-W01 ZA	(1)
Pontoon	18-21 / 29-34	14 X 11 RH	AL	3	Black Diamond	QA2830X		(1)(2)
22+ / 6.7	24-27 / 39-44	14 X 13 RH	AL	3	Black Diamond	QA2032X	58130-ZW1-W11 ZA	(1)
Pontoon	24-27 / 39-44	14 X 13 RH	AL	3	Black Diamond	QA2832X		(1)(2)
19-24 / 5.8-7.3	30-33 / 48-53	13 3/4 X 15 RH	AL	3	Black Diamond	QA2034X	58130-ZW1-W21 ZA	(1)
17-21 / 5.2-6.4	36-39 / 58-63	13 1/4 X 17 RH	AL	3	Black Diamond	QA2036X	58130-ZW1-W31 ZA	(1)
16-19 / 4.8-5.8	41-45 / 66-73	13 X 19 RH	AL	3	Black Diamond	QA2038X	58130-ZW1-W61 ZA	(1)
15-18 / 4.5-4.5	43-48 / 69-77	12 3/4 X 21 RH	AL	3	Black Diamond	QA2040X	58130-ZW1-W41	(1)
to 16 / to 4.8	46-52 / 74-84	12 1/2 X 23 RH	AL	3	Black Diamond	QA2042X	58130-ZW1-W50	(1)
Pontoon	to 19 / to 31	13.8 X 10 RH	AL	4	Nemesis Pontoon	48-8M8027497		(1)
Pontoon	18-21 / 29-34	13.8 X 11 RH	AL	4	Nemesis Pontoon	48-8M8027498		(1)
Pontoon	24-27 / 39-44	13.8 X 13 RH	AL	4	Nemesis Pontoon	48-8M8027500		(1)
19-24 / 5.8-7.3	30-33 / 48-53	13.4 X 15 RH	AL	4	Nemesis	48-8M8027502		(1)
17-21 / 5.2-6.4	36-39 / 58-63	13.0 X 17 RH	AL	4	Nemesis	48-8M8027504		(1)
16-19 / 4.8-5.8	41-45 / 66-73	12.5 X 19 RH	AL	4	Nemesis	48-8M8027506		(1)
Pontoon	24-27 / 39-44	14 X 13 RH	AL	4	Q4	48-8M0055559		(1)
19-24 / 5.8-7.3	30-33 / 48-53	13.5 X 15 RH	AL	4	Q4	48-8M0055560		(1)
17-21 / 5.2-6.4	36-39 / 58-63	13.0 X 17 RH	AL	4	Q4	48-8M0055561		(1)
16-19 / 4.8-5.8	41-45 / 66-73	12.7 X 19 RH	AL	4	Q4	48-8M0055562		(1)
15-18 / 4.5-4.5	43-48 / 69-77	12.7 X 21 RH	AL	4	Q4	48-8M0055563		(1)
19-24 / 5.8-7.3	30-33 / 48-53	13 3/8 X 14 RH	SS	3	Silverado	QS5114X	58133-ZW1-A13AH	(1)
17-21 / 5.2-6.4	36-39 / 58-63	13 1/8 X 16 RH	SS	3	Silverado	QS5116X	58133-ZW1-A15AH	(1)
16-19 / 4.8-5.8	41-45 / 66-73	13 X 18 RH	SS	3	Silverado	QS5118X	58133-ZW1-A17AH	(1)

(1) Use Flo-Torq II attaching hardware kit 835277Q1 for 75-90 HP thru 1998 or 835279Q2 for 75-90 HP 1999 and newer, 115-130 HP all years. Purchase separately.

(2) Extra Cup Version

QUICKSILVER PROPELLER APPLICATION CHARTS

115 D, 135-250 Horsepower - Honda

115D, 135 -150 HP 2004 & Newer
200 - 250 Horsepower (4-Stroke) 2002 & Newer
15 Tooth Spline

Length (ft/m)	Current MPH/KPH	Propeller Size	Matl	Blades	Style	Quicksilver P/N	Hub System
Pontoon	to 26 / to 42	14 X 12 RH	AL	4	Nemesis	48-8M0055531	(1)
Pontoon	to 29 / to 46	14 X 14 RH	AL	4	Nemesis	48-8M0055533	(1)
21-25 / 6.4-7.8	36-44 / 58-71	14 X 17 RH	AL	4	Nemesis	48-8M0055534	(1)
19-23 / 5.8-7.0	42-50 / 68-81	14 X 19 RH	AL	4	Nemesis	48-8M0055535	(1)
18-22 / 5.5-6.7	47-56 / 76-90	14 X 21 RH	AL	4	Nemesis	48-8M0055536	(1)
17-20 / 5.2-6.1	53-61 / 85-98	14 X 23 RH	AL	4	Nemesis	48-8M0055537	(1)
House/Work	to 24 / to 39	16 X 11 RH	AL	3	Black Diamond	QA2000X	(1)
25-30 / 7.8-9.1	23-32 / 37-52	16 X 13 RH	AL	3	Black Diamond	QA2004X	(1)
23-29 / 7.0-8.8	27-35 / 44-56	16 X 14 RH	AL	3	Black Diamond	QA2006X	(1)
22-27 / 6.7-8.2	30-38 / 48-61	15 1/2 X 15 RH	AL	3	Black Diamond	QA2008X	(1)
23-26 / 7.0-7.8	33-40 / 53-65	16 X 16 RH	AL	3	Black Diamond	QA2010X	(1)
21-25 / 6.4-7.8	36-44 / 58-71	15 X 17 RH	AL	3	Black Diamond	QA1912X	(1)
20-24 / 6.1-7.3	39-47 / 63-76	15 1/2 X 18 RH	AL	3	Black Diamond	QA2014X	(1)
19-23 / 5.8-7.0	42-50 / 68-81	14 1/2 X 19 RH	AL	3	Black Diamond	QA1916X	(1)
18-22 / 5.5-6.7	47-56 / 76-90	14 1/4 X 21 RH	AL	3	Black Diamond	QA1918X	(1)
17-20 / 5.2-6.1	53-61 / 85-98	14 X 23 RH	AL	3	Black Diamond	QA1920X	(1)
23-27 / 6.7-8.2	30-38 / 48-61	14 1/2 X 15 RH	SS	3	Silverado	QS5050X	(1)
21-25 / 6.4-7.8	36-44 / 58-71	14 1/2 X 17 RH	SS	3	Silverado	QS5052X	(1)
19-23 / 5.8-7.0	42-50 / 68-81	14 X 19 RH	SS	3	Silverado	QS5054X	(1)
18-22 / 5.5-6.7	47-56 / 76-90	13 3/4 X 21 RH	SS	3	Silverado	QS5056X	(1)
21-25 / 6.4-7.8	36-44 / 58-71	13 1/2 X 17 RH	SS	5	QST 5	QS1154X	(1)
19-23 / 5.8-7.0	42-50 / 68-81	13 1/3 X 19 RH	SS	5	QST 5	QS5758X	(1)
18-22 / 5.5-6.7	47-56 / 76-90	13 1/3 X 21 RH	SS	5	QST 5	QS5760X	(1)
23-27 / 6.7-8.2	30-38 / 48-61	15 3/4 X 15 RH	SS	3	Thunderbolt	QS5002X	(1)
21-25 / 6.4-7.8	36-44 / 58-71	15 1/2 X 17 RH	SS	3	Thunderbolt	QS5004X	(1)
20-23 / 6.1-7.0	42-50 / 68-81	15 1/4 X 19 RH	SS	3	Thunderbolt	QS5006X	(1)
19-23 / 5.8-6.7	47-56 / 76-90	14 3/4 X 21 RH	SS	3	Thunderbolt	QS5008X	(1)
18-22 / 5.5-6.7	47-56 / 76-90	14 5/8 X 21 RH	SS	3	Torrent	QS5862X	(1)(2)
17-20 / 5.2-6.1	53-61 / 85-98	14 5/8 X 23 RH	SS	3	Torrent	QS5864X	(1)(2)
to 19 / to 5.8	59-69 / 95-111	14 5/8 X 25 RH	SS	3	Torrent	QS5866X	(1)(2)
Pontoon	10-25 / 16-40	16 X 11P RH	SS	3	Q3	48-8M0103516	(1)
Pontoon	11-26 / 17-41	15.6 X 13P RH	SS	3	Q3	48-8M0103517	(1)
Pontoon	12-27 / 18-42	15.3 X 14P RH	SS	3	Q3	48-8M0103518	(1)
Pontoon/Cruiser	17-30 / 27-49	15 X 15P RH	SS	3	Q3	48-8M0103519	(1)
21-26 / 6.4-7.8	24-36 / 39-58	14.7 X 16P RH	SS	3	Q3	48-8M0103520	(1)
21-26 / 6.4-7.8	30-42 / 48-68	14.5 X 17P RH	SS	3	Q3	48-8M0103521	(1)
19-22 / 5.8-6.7	33-45 / 53-73	14.2 X 18P RH	SS	3	Q3	48-8M0103522	(1)
19-22 / 5.8-6.7	36-49 / 58-79	14 X 19P RH	SS	3	Q3	48-8M0103523	(1)
17-20 / 5.2-6.1	39-52 / 63-84	13.8 X 20P RH	SS	3	Q3	48-8M0103524	(1)
17-20 / 5.2-6.1	42-56 / 68-90	13.6 X 21P RH	SS	3	Q3	48-8M0103525	(1)
21-26 / 6.4-7.8	30-42 / 48-68	14.6 X 17P RH	SS	4	Q4	48-8M0103526	(1)(2)
19-22 / 5.8-6.7	36-49 / 58-79	14.6 X 19P RH	SS	4	Q4	48-8M0103528	(1)(2)
17-20 / 5.2-6.1	42-56 / 68-90	14.6 X 21P RH	SS	4	Q4	48-8M0103530	(1)(2)
15-19 / 4.5-5.8	50-64 / 81-103	14.6 X 23P RH	SS	4	Q4	48-8M0103532	(1)(2)
LH Propellers (1)		15.8 X 15 LH	SS	3	Thunderbolt	QS5005X	(1)
		15.5 X 17 LH	SS	3	Thunderbolt	QS5007X	(1)
		14.6 X 17P LH	SS	4	Q4	48-8M0103527	(1)(2)
		14.6 X 19P LH	SS	4	Q4	48-8M0103529	(1)(2)

QUICKSILVER PROPELLER APPLICATION CHARTS

Length (ft/m)	Current MPH/KPH	Propeller Size	Matl	Blades	Style	Quicksilver P/N	Hub System
		14.6 X 21P LH	SS	4	Q4	48-8M0103531	(1)(2)
		14.6 X 23P LH	SS	4	Q4	48-8M0103533	(1)

(1) Use Flo-Torq II attaching hardware kit 835278Q1. Purchase separately.

(2) Use forward bushing 23-856163Q1 with Flo-Torq II hub kit for surface peircing applications with Q4 and Torrent propellers. Purchase separately.

MERCURY/MARINER OUTBOARD APPLICATION CHARTS

4-6 Horsepower - Mercury/Mariner

4 -6 Horspower

4 - 5 HP 2-Stroke 1987 & Newer & 4, 5, 6 HP -Stroke 1999 & Newer

12 Tooth Spline

Length (ft/m)	Propeller Size	Matl	Blades	Style	Quicksilver P/N	OEM P/N	Hub System
All Purpose	7.8 X 9 RH	AL	3	Black Diamond	48-8M0081239		Rubber Bushing
All Purpose	7.8 X 8 RH	AL	3	Black Diamond	QA3184R	48-812950A02(2)	Rubber Bushing
All Purpose	7.8 X 7 RH	AL	3	Black Diamond	QA3182R	48-812949A02(1)	Rubber Bushing
All Purpose	7.9 X 6 RH	AL	3	Black Diamond	48-8M0081238	48-812951A02	Rubber Bushing

(1) Standard with 4 Hp, 2-Stroke and FourStroke (2) Standard with 5 and 6 Hp FourStroke

8 Horsepower - Mercury/Mariner

8 HP 1976-84 Mariner

Pin Drive

Length (ft/m)	Current MPH/KPH	Propeller Size	Matl	Blades	Style	Quicksilver P/N	OEM P/N	Hub System
14-18 / 4.2-5.5	to 15 / to 24	8 X 7 RH	AL	3	Black Diamond	QA3178R	82764	Rubber Bushing

8/9.9 Horsepower (4-Stroke) - Mercury/Mariner

8/9.9 (4-Stroke) 2005 and newer

Std. gearcase only (Not Bigfoot)

12 Tooth Spline

Length (ft/m)	Current MPH/KPH	Propeller Size	Material	Blades	Style	Quicksilver P/N	OEM P/N	Hub System
Kicker		8.7 x 5 RH	Alum	4	Black Diamond	QA2148R	48-812954A10	Rubber Bushing
16+ / 4.8+	to 12 / to 19	8.9 x 6.5 RH	Alum	3	Black Diamond	QA2150R	48-897610A10	Rubber Bushing
14-17 / 4.2-5.2	8-17 / 14-27	8.9 x 7.5 RH	Alum	3	Black Diamond	QA2154R	48-897614A10(1)	Rubber Bushing
13-16 / 3.9-4.8	12-21 / 19-34	8.9 x 8.5 RH	Alum	3	Black Diamond	QA2158R	48-897618A10(2)	Rubber Bushing

(1) Standard with 8 Hp FourStroke (2) Standard with 9.9 Hp FourStroke

6-15 Horsepower - Mercury/Mariner

6, 8, 9.9 and 15 HP 2-Stroke 1986 & Newer

10, 15 HP Seapro/Marathon 1995 & Newer

8/9.9 HP (Not Bigfoot) 4-Stroke 1995-2004

15 HP 4 Stroke 1989-2006

8 Tooth Spline

Length (ft/m)	Current MPH/KPH	Propeller Size	Matl	Blades	Style	Quicksilver P/N	OEM P/N	Hub System
15-20 / 4.5-6.1	12-17 / 19-27	9 1/4 X 7 RH	AL	3	Black Diamond	QA2124R	48-828152A12	Rubber Bushing
14-20 / 4.2-6.1	16-19 / 26-31	9 X 8 RH	AL	3	Black Diamond	QA2126R	48-828154A12	Rubber Bushing
14-19 / 4.2-5.8	19-24 / 31-39	9 X 9 RH	AL	3	Black Diamond	QA2128R	48-828156A12(1)	Rubber Bushing
14-16 / 4.2-4.8	23-27 / 37-44	9 X 10 1/2 RH	AL	3	Black Diamond	QA2130R	48-828158A12	Rubber Bushing

(1) Standard with 6-15 Hp 2-Stroke and SeaPro/Marathon 10-15 Hp

QUICKSILVER PROPELLER APPLICATION CHARTS

15-25 Horsepower - Mariner

15 HP 1976-81 Mariner
 15A 1979-82 Mariner
 W15 1977-85 Mariner
 20 HP 1976-79 Mariner
 25 HP 1977-79 Mariner
 Pin Drive

Length (ft/m)	Current MPH/KPH	Propeller Size	Matl	Blades	Style	Quicksilver P/N	OEM P/N	Hub System
12-16 / 3.6-4.8	20-28 / 32-45	9 X 10 RH	AL	3	Black Diamond	QA3150R	96625M	Rubber Bushing
12-14 / 3.6-4.2	25-32 / 40-52	9 1/4 X 11 RH	AL	3	Black Diamond	QA3152R	96623M	Rubber Bushing

9.9-25 Horsepower - Mercury/Mariner

9.9 & 15 HP Bigfoot 4-Stroke 2005 & Older
 9.9 Sail Power 4 Strokes 2005 & Older
 18 HP Mercury 1980-85
 20 HP Mariner 1985 & Newer
 20 HP Mercury 2 Stroke 1986 & Newer
 25 HP Mercury 2 Stroke 1980 & Newer
 25 HP Mariner 2 Stroke 1985 & Newer
 25 HP SeaPro/Marathon
 10 Tooth Spline

Length (ft/m)	Current MPH/KPH	Propeller Size	Matl	Blades	Style	Quicksilver P/N	OEM P/N	Hub System
12-15 / 3.6-4.5	19-30 / 31-48	10 3/8 X 13 RH	AL	3	Black Diamond	QA2106R	48- 19640A40(1)	Rubber Bushing

(1) Standard with 20-25 Hp 2-Stroke

15/20 Hp 4-Stroke, 9.9 HP CT/Bigfoot 4-Stroke Mercury/Mariner

9.9 CT/Bigfoot Model Year 2005 and Newer
 15/20 HP 4-Stroke 2007 and Newer
 14 Tooth Spline

Length	Current MPH/KPH	Propeller Size	Material	Blades	Style	Quicksilver P/N	OEM P/N	Hub System
Kicker		10 x 5	AL	4	Black Diamond	QA2178R(1)		Rubber Hub
15-19 / 4.6-5.8	5-12 / 8-19	9.5 X 8 RH	AL	3	Black Diamond	QA2171R	48- 897748A11	Rubber Hub
14-17 / 4.3-5.2	10-16 / 16-26	9.25 X 9 RH	AL	3	Black Diamond	QA2173R	48- 897750A11(2)	Rubber Hub
to 16 / to 4.9	13-20 / 21-32	9.25 X 10 RH	AL	3	Black Diamond	QA2175R	48- 897752A11(3)	Rubber Hub

(1) Standard with 9.9 BF and 9.9 Prokicker (2) Standard with 15 Hp 4-S (3) Standard with 20 Hp 4-S

25-30 Horsepower 4-Stroke - Mercury/Mariner

25 HP 2006 and Newer
 30 HP 2006 and Newer
 10 Tooth Spline

Length (ft/m)	Current MPH/KPH	Propeller Size	Material	Blades	Style	Quicksilver P/N	OEM P/N	Hub System
16+ / 4.8+	to 20 / to 32	10 x 8 RH	Alum	3	Black Diamond	QA2190R	48- 896890A10	Rubber Bushing
13-17 / 3.9-5.2	17-26 / 27-42	9.75 x 9.5 RH	Alum	3	Black Diamond	QA2192R	48- 896892A40	Rubber Bushing
13-16 / 3.9-4.8	21-31 / 34-47	9.5 x 11 RH	Alum	3	Black Diamond	QA2196R	48- 896896A40	Rubber Bushing
to 16 / to 4.8	25-36 / 40-58	9.25 x 12.5 RH	Alum	3	Black Diamond	QA2200R	48- 896900A40	Rubber Bushing
13-17 / 3.9-5.2	17-26 / 27-42	9.3 x 9.5 RH	Alum	4	Nemesis	48-8M8027516	48- 8M8026650	Rubber Bushing
13-16 / 3.9-4.8	21-31 / 34-47	9.3 x 11 RH	Alum	4	Nemesis	48-8M8027517	48- 8M8026655	Rubber Bushing

25-30 Horsepower 2-Stroke - Mariner

25 HP 1980-84 Mariner
 28 HP 2-Stroke 1976-79 Mariner
 30 HP 2-Stroke 1979-90 Mariner
 10 Tooth Spline

Length (ft/m)	Current MPH/KPH	Propeller Size	Matl	Blades	Style	Quicksilver P/N	OEM P/N	Hub System
15-17 / 4.5-5.2	18-26 / 29-42	9 7/8 X 10 1/2 RH	AL	3	Black Diamond	QA3808R	81649M	Rubber Bushing
14-16 / 4.2-4.8	19-28 / 31-45	9 7/8 X 11 1/4 RH	AL	3	Black Diamond	QA3810R	84976M	Rubber Bushing

Not all parts listed are available for the European, C.I.S., Africa and Middle East Markets.
 For more information, please contact your local Mercury, Mariner, MerCruiser or Quicksilver Office.

QUICKSILVER PROPELLER APPLICATION CHARTS

25 Hp CT/Bigfoot, 30-70 Hp Standard Gearcase Mercury/Mariner

402-500 Model Mercury 1974-76*, 402-500-700 Models Mercury 1977-84

650 Model Mercury 1972-76*, 25 HP CT/Bigfoot 4-stroke 1999-2005

30 HP CT/BigFoot 2010 & Newer

30 HP 2 & 4-Strokes 1994-2005, 30 HP SeaPro/Marathon All Years

35 HP 1984-89, 40 HP 2 & 4-Strokes (Not CT/Bigfoot) 1977 & Newer

40 HP Seapro/Marathon 1977 & Newer, 45HP 1986-89

48 HP Mariner All Years, 50 HP 2 & 4 Strokes (Not CT/Bigfoot) 1977 & Newer

55 HP Seapro/Marathon 1995 & Newer, 60 HP Mariner 1976*

60 HP 2 & 4 Stroke (Not CT/Bigfoot) 1978 & Newer, 70 HP 1983 & Older

13 Tooth Spline

Flo-Torq Reflex Propellers. Hub Kit included in box.

Note: Flo-Torq Reflex Propeller hardware is not compatible with older rubber hub propeller hardware.

Length (ft/m)	Current MPH/KPH	Propeller Size	Matl	Blades	Style	Quicksilver P/N	OEM P/N	Hub System
20'+ / 6.1+	to 14 / to 23	12 1/2 X 8 RH	AL	3	Black Diamond	QA2060X	48- 42738A45	Flo-Torq Reflex
19-21 / 5.8-6.4	13-18 / 21-29	12 1/4 X 9 RH	AL	3	Black Diamond	QA2062X	48- 87818A45	Flo-Torq Reflex
17-20 / 5.2-6.1	18-22 / 29-35	11 1/4 X 10 RH	AL	3	Black Diamond	QA2064X	48- 73132A45	Flo-Torq Reflex
16-19 / 4.8-5.8	21-25 / 34-41	10 7/8 X 11 RH	AL	3	Black Diamond	QA2070X	48- 85632A45	Flo-Torq Reflex
15-18 / 4.5-5.5	23-28 / 37-45	10 3/4 X 12 RH	AL	3	Black Diamond	QA2072X	48-816702A45	Flo-Torq Reflex
15-18 / 4.5-5.5	23-28 / 37-45	10 5/8 X 12 RH	AL	3	Black Diamond	QA2074X	48- 73134A45	Flo-Torq Reflex
14-18 / 4.2-5.5	27-32 / 44-52	10 1/2 X 13 RH	AL	3	Black Diamond	QA2076X	48-816704A45	Flo-Torq Reflex
14-18 / 4.2-5.5	27-32 / 44-52	10 3/8 X 13 RH	AL	3	Black Diamond	QA2078X	48- 73136A45	Flo-Torq Reflex
14-16 / 4.2-4.8	31-35 / 50-56	10 3/8 X 14 RH	AL	3	Black Diamond	QA2080X	48-816706A45	Flo-Torq Reflex
14-16 / 4.2-4.8	31-35 / 50-56	10 1/4 X 14 RH	AL	3	Black Diamond	QA2082X	48- 73138A45	Flo-Torq Reflex
13-15 / 3.9-4.5	34-39 / 55-63	10 1/8 X 15 RH	AL	3	Black Diamond	QA2084X	48- 73140A45	Flo-Torq Reflex
16-19 / 4.8-5.8	21-25 / 34-41	10.6 X 11 RH	AL	4	Nemesis	48-8M8027510	48-8M8026620	Flo-Torq Reflex
15-18 / 4.5-5.5	23-28 / 37-45	10.6 X 12 RH	AL	4	Nemesis	48-8M8027511	48-8M8026625	Flo-Torq Reflex
14-18 / 4.2-5.5	27-32 / 44-52	10.3 X 13 RH	AL	4	Nemesis	48-8M8027512	48-8M8026630	Flo-Torq Reflex
14-16 / 4.2-4.8	31-35 / 50-56	10.1 X 14 RH	AL	4	Nemesis	48-8M8027513	48-8M8026635	Flo-Torq Reflex
13-15 / 3.9-4.5	34-39 / 55-63	10.1 X 15 RH	AL	4	Nemesis	48-8M8027514	48-8M8026640	Flo-Torq Reflex
14-18 / 4.2-5.5	27-32 / 44-52	10 1/2 X 13 RH	SS	3	Silverado	QS5166X	48-855858A46	Flo-Torq Reflex
14-16 / 4.2-4.8	31-35 / 50-56	10 3/8 X 14 RH	SS	3	Silverado	QS5168X	48-855860A46	Flo-Torq Reflex
to 15 / to 4.5	34-39 / 55-63	10 1/4 X 15 RH	SS	3	Silverado	QS5170X	48-855862A46	Flo-Torq Reflex

40-60 Hp CT/Bigfoot, 70-140 Hp Standard Gearcase

650 Model (4 cyl.) 1961-70, 650 Model (2 cyl.) thru 1971

900 to 1500 Models thru 1977, 60 HP Seapro/Marathon All Years

70 HP 1987-89, 75 HP 2 & 4 Strokes 1984 & Newer

75 HP SeaPro/Marathon All Years, 80 HP Mariner 1977

80 HP 1978-89, 90 HP 2 & 4-Strokes 1978 and Newer

100 HP 1988-99, 115 HP 2 & 4 Strokes 1978 and Newer

125 HP 1994 and Newer, 140 HP 1978-81

40 HP-60 HP CT/Bigfoot All Years

15 Tooth Spline

With stainless props use the Flo-Torq III hub kit 835257Q9

Length (ft/m)	Current MPH/KPH	Propeller Size	Matl	Blades	Style	Quicksilver P/N	OEM P/N	Hub System
House/Work	to 14 / to 23	14 X 9 RH	AL	3	Black Diamond	QA2026X		(1)
Work/Pontoon	to 19 / to 31	14 X 10 RH	AL	3	Black Diamond	QA2028X		(1)
Pontoon	to 19 / to 31	14 X 10 RH	AL	3	Black Diamond	QA2828X		(1)(2)
23' + / 7.0+	to 21 / to 34	14 X 11 RH	AL	3	Black Diamond	QA2030X	48- 77338A45	(1)
Pontoon	to 21 / to 34	14 X 11 RH	AL	3	Black Diamond	QA2830X	48- 77338CP1	(1)(2)
20' + / 6.1+	19-27 / 31-44	14 X 13 RH	AL	3	Black Diamond	QA2032X	48- 77340A45	(1)
Pontoon	19-27 / 31-44	14 X 13 RH	AL	3	Black Diamond	QA2832X	48- 77340CP1	(1)(2)
18-20 / 5.5-6.1	25-32 / 40-52	13 3/4 X 15 RH	AL	3	Black Diamond	QA2034X	48- 77342A45	(1)
17-19 / 5.2-5.8	30-38 / 48-61	13 1/4 X 17 RH	AL	3	Black Diamond	QA2036X	48- 77344A45	(1)
15-18 / 4.5-5.5	35-41 / 56-66	13 X 19 RH	AL	3	Black Diamond	QA2038X	48- 77346A45	(1)
14-17 / 4.2-5.2	39-46 / 63-74	12 3/4 X 21 RH	AL	3	Black Diamond	QA2040X	48- 77348A45	(1)

QUICKSILVER PROPELLER APPLICATION CHARTS

Length (ft/m)	Current MPH/KPH	Propeller Size	Matl	Blades	Style	Quicksilver P/N	OEM P/N	Hub System
to 16 / to 4.8	44-50 / 71-81	12 1/2 X 23 RH	AL	3	Black Diamond	QA2042X	48- 77350A45	(1)
Pontoon	to 19 / to 31	13.8 X 10 RH	AL	4	Nemesis Pontoon	48-8M8027497	48-8M8026555	(1)
Pontoon	to 21 / to 34	13.8 X 11 RH	AL	4	Nemesis Pontoon	48-8M8027498	48-8M8026560	(1)
Pontoon	to 21 / to 34	13.8 X 13 RH	AL	4	Nemesis Pontoon	48-8M8027500	48-8M8026570	(1)
18-20 / 5.5-6.1	25-32 / 40-52	13.4 X 15 RH	AL	4	Nemesis	48-8M8027502	48-8M8026580	(1)
17-19 / 5.2-5.8	31-39 / 48-61	13.0 X 17 RH	AL	4	Nemesis	48-8M8027504	48-8M8026590	(1)
15-18 / 4.5-5.5	35-43 / 56-66	12.5 X 19 RH	AL	4	Nemesis	48-8M8027506	48-8M8026600	(1)
Pontoon	to 21 / to 34	14 X 13 RH	AL	4	Q4	48-8M0055559	48-8M0055547	(1)
18-20 / 5.5-6.1	25-32 / 40-52	13.5 X 15 RH	AL	4	Q4	48-8M0055560	48-8M0055548	(1)
17-19 / 5.2-5.8	31-39 / 48-61	13.0 X 17 RH	AL	4	Q4	48-8M0055561	48-8M0055549	(1)
15-18 / 4.5-5.5	35-43 / 56-66	12.7 X 19 RH	AL	4	Q4	48-8M0055562	48-8M0055550	(1)
14-17 / 4.2-5.2	39-46 / 63-74	12.7 X 21 RH	AL	4	Q4	48-8M0055563	48-8M0055551	(1)
18-20 / 5.5-6.1	25-32 / 40-52	13 3/8 X 14 RH	SS	3	Silverado	QS5114X	48- 17314A46	(1)
17-19 / 5.2-5.8	30-38 / 48-61	13 1/8 X 16 RH	SS	3	Silverado	QS5116X	48- 16986A46	(1)
15-18 / 4.5-5.5	35-41 / 56-66	13 X 18 RH	SS	3	Silverado	QS5118X	48- 16988A46	(1)

(1) For 2-stroke carb applications use Flo-Torq II attaching hardware kit 835257Q1. For 4-stroke and Opti-Max applications use Flo-Torq III attaching hardware kit 835257Q9 to reduce rattle. Purchase separately.

(2) Extra Cup Version.

90CT-400 Horsepower - Mercury/Mariner

90, 115HP Command Thrust 2014 & Newer
 135 HP 1987 & Newer, 150 HP 1978 & Newer
 175 HP 1978 & Newer, 200 HP 1978 & Newer
 220 HP 1987-88, 225 HP 1980 & Newer
 225 HP SeaPro/Marathon All Years
 250-400 HP 2 and 4-Stroke 1990 and Newer
 15 Tooth Spline

Use hub kit P/N 835257Q 1 for 90/115 CT and 150-300 HP 2 & 4 Strokes 1990 & Newer (Purchase separately)

Use hub kit P/N 8M0101603 Verado for 350, 350SCI and 400R outboards (Purchase separately)

Length (ft/m)	Current MPH/KPH	Propeller Size	Matl	Blades	Style	Quicksilver P/N	OEM P/N	Hub System
Pontoon	to 26 / to 42	14 X 12 RH	AL	4	Nemesis	48-8M0055531	48-8M0084491	(2)
Pontoon	to 29 / to 46	14 X 14 RH	AL	4	Nemesis	48-8M0055533	48-8M0084491	(2)
21-25 / 6.4-7.8	36-44 / 58-71	14 X 17 RH	AL	4	Nemesis	48-8M0055534	48-8M0084494	(2)
19-23 / 5.8-7.0	42-50 / 68-81	14 X 19 RH	AL	4	Nemesis	48-8M0055535	48-8M0084495	(2)
18-22 / 5.5-6.7	47-56 / 76-90	14 X 21 RH	AL	4	Nemesis	48-8M0055536	48-8M0084496	(2)
17-20 / 5.2-6.1	53-61 / 85-98	14 X 23 RH	AL	4	Nemesis	48-8M0055537	48-8M0084497	(2)
House/Work	to 24 / to 39	16 X 11 RH	AL	3	Black Diamond	QA2000X	48- 78112A45	(2)
25-30 / 7.8-9.1	23-32 / 37-52	16 X 13 RH	AL	3	Black Diamond	QA2004X	48- 78114A45	(2)
23-29 / 7.0-8.8	27-35 / 44-56	16 X 14 RH	AL	3	Black Diamond	QA2006X	48- 16438A45	(2)
22-27 / 6.7-8.2	30-38 / 48-61	15 1/2 X 15 RH	AL	3	Black Diamond	QA2008X	48- 78116A45	(2)
23-26 / 7.0-7.8	33-40 / 53-65	16 X 16 RH	AL	3	Black Diamond	QA2010X	48- 16440A45	(2)
21-25 / 6.4-7.8	36-44 / 58-71	15 X 17 RH	AL	3	Black Diamond	QA1912X	48- 832828A45	(2)
20-24 / 6.1-7.3	39-47 / 63-76	15 1/2 X 18 RH	AL	3	Black Diamond	QA2014X	48- 11324A45	(2)
19-23 / 5.8-7.0	42-50 / 68-81	14 1/2 X 19 RH	AL	3	Black Diamond	QA1916X	48- 832830A45	(2)
18-22 / 5.5-6.7	47-56 / 76-90	14 1/4 X 21 RH	AL	3	Black Diamond	QA1918X	48- 832832A45	(2)
17-20 / 5.2-6.1	53-61 / 85-98	14 X 23 RH	AL	3	Black Diamond	QA1920X	48- 832834A45	(2)
23-27 / 6.7-8.2	30-38 / 48-61	14 1/2 X 15 RH	SS	3	Silverado	QS5050X	48- 16312A46	(2)
21-25 / 6.4-7.8	36-44 / 58-71	14 1/2 X 17 RH	SS	3	Silverado	QS5052X	48- 16314A46	(2)
19-23 / 5.8-7.0	42-50 / 68-81	14 X 19 RH	SS	3	Silverado	QS5054X	48- 16316A46	(2)
18-22 / 5.5-6.7	47-56 / 76-90	13 3/4 X 21 RH	SS	3	Silverado	QS5056X	48- 16318A46	(2)
21-25 / 6.4-7.8	36-44 / 58-71	13 1/2 X 17 RH	SS	5	QST 5	QS1154X	48- 821154A46	(2)
19-23 / 5.8-7.0	42-50 / 68-81	13 1/3 X 19 RH	SS	5	QST 5	QS5758X	48- 815758A46	(2)
18-22 / 5.5-6.7	47-56 / 76-90	13 1/3 X 21 RH	SS	5	QST 5	QS5760X	48- 815760A46	(2)

Not all parts listed are available for the European, C.I.S., Africa and Middle East Markets.
 For more information, please contact your local Mercury, Mariner, MerCruiser or Quicksilver Office.

QUICKSILVER PROPELLER APPLICATION CHARTS

Length (ft/m)	Current MPH/KPH	Propeller Size	Matl	Blades	Style	Quicksilver P/N	OEM P/N	Hub System
23-27 / 6.7-8.2	30-38 / 48-61	15 3/4 X 15 RH	SS	3	Thunderbolt	QS5002X	48-19838A46	(2)
21-25 / 6.4-7.8	36-44 / 58-71	15 1/2 X 17 RH	SS	3	Thunderbolt	QS5004X	48-18278A46	(2)
20-23 / 6.1-7.0	42-50 / 68-81	15 1/4 X 19 RH	SS	3	Thunderbolt	QS5006X	48-13700A46	(2)
19-23 / 5.8-6.7	47-56 / 76-90	14 3/4 X 21 RH	SS	3	Thunderbolt	QS5008X	48-13702A46	(2)
18-22 / 5.5-6.7	47-56 / 76-90	14 5/8 X 21 RH	SS	3	Torrent	QS5862X	48-825862A47	(2)(3)
17-20 / 5.2-6.1	53-61 / 85-98	14 5/8 X 23 RH	SS	3	Torrent	QS5864X	48-825864A47	(2)(3)
to 19 / to 5.8	59-69 / 95-111	14 5/8 X 25 RH	SS	3	Torrent	QS5866X	48-825866A47	(2)(3)
Pontoon	10-25 / 16-40	16 X 11P RH	SS	3	Q3	48-8M0103516	48-8M0070079	(2)
Pontoon	11-26 / 17-41	15.6 X 13P RH	SS	3	Q3	48-8M0103517	48-8M0070074	(2)
Pontoon	12-27 / 18-42	15.3 X 14P RH	SS	3	Q3	48-8M0103518	48-898988A46	(2)
Pontoon	17-30 / 27-49	15 X 15P RH	SS	3	Q3	48-8M0103519	48-898990A46	(2)
21-26 / 6.4-7.8	24-36 / 39-58	14.7 X 16P RH	SS	3	Q3	48-8M0103520	48-898992A46	(2)
21-26 / 6.4-7.8	30-42 / 48-68	14.5 X 17P RH	SS	3	Q3	48-8M0103521	48-898994A46	(2)
19-22 / 5.8-6.7	33-45 / 53-73	14.2 X 18P RH	SS	3	Q3	48-8M0103522	48-898996A46	(2)
19-22 / 5.8-6.7	36-49 / 58-79	14 X 19P RH	SS	3	Q3	48-8M0103523	48-898998A46	(2)
17-20 / 5.2-6.1	39-52 / 63-84	13.8 X 20P RH	SS	3	Q3	48-8M0103524	48-899000A46	(2)
17-20 / 5.2-6.1	42-56 / 68-90	13.6 X 21P RH	SS	3	Q3	48-8M0103525	48-899002A46	(2)
21-26 / 6.4-7.8	30-42 / 48-68	14.6 X 17P RH	SS	4	Q4	48-8M0103526	48-857024A46	(2)(3)
19-22 / 5.8-6.7	36-49 / 58-79	14.6 X 19P RH	SS	4	Q4	48-8M0103528	48-857026A46	(2)(3)
17-20 / 5.2-6.1	42-56 / 68-90	14.6 X 21P RH	SS	4	Q4	48-8M0103530	48-857028A46	(2)(3)
15-19 / 4.5-5.8	50-64 / 81-103	14.6 X 23P RH	SS	4	Q4	48-8M0103532	48-857030A46	(2)(3)
LH Propellers		15 1/2 X 17 LH	SS	3	Thunderbolt	QS5005X	48-90159A46	(2)
		15 1/4 X 19 LH	SS	3	Thunderbolt	QS5007X	48-13701A46	(2)
		14.6 X 17P LH	SS	4	Q4	48-8M0103527	48-857025A46	(2)(3)
		14.6 X 19P LH	SS	4	Q4	48-8M0103529	48-857027A46	(2)(3)
		14.6 X 21P LH	SS	4	Q4	48-8M0103531	48-857029A46	(2)(3)
		14.6 X 23P LH	SS	4	Q4	48-8M0103533	48-857031A46	(2)(3)

(2) Use Flo-Torq II attaching hardware kit 835257Q1. For Verado 4 cyl 135-200 HP use Flo-Torq II attaching hardware kit 835257Q10. For Verado 350, 350 SCI and 400R use Flo-Torq II attaching hardware kit 840389Q06. Purchase separately.

(3) Use Flo-Torq hub kit 835257Q6 for surface piercing applications with Torrent and Q4 propellers. Purchase separately.

SUZUKI OUTBOARD APPLICATION CHARTS

35-65 Horsepower - Suzuki - Reflex Hub

DT35C HP 1987-90
 DT40, DF40 HP 1983 & Newer
 DF 50 1999 and Newer
 DT50,50M HP 1983-84
 DT55 HP 1985-97
 DT60 HP 1983-84
 DT65 HP 1985-97
 13 Tooth Spline
 Flo-Torq Reflex Propeller.

Replace existing forward and aft washer with Quicksilver kit 8M0088039. Purchase separately.

Length (ft/m)	Current MPH/KPH	Propeller Size	Matl	Blades	Style	Quicksilver P/N	Hub System
20+ / 6.1+	to 14 / to 23	12 1/2 X 8 RH	AL	3	Black Diamond	QA2060X	Flo-Torq Reflex(1)
19-21 / 5.8-6.4	13-18 / 21-29	12 1/4 X 9 RH	AL	3	Black Diamond	QA2062X	Flo-Torq Reflex(1)
17-20 / 5.2-6.1	18-22 / 29-35	11 1/4 X 10 RH	AL	3	Black Diamond	QA2064X	Flo-Torq Reflex(1)
15-18 / 4.5-5.5	23-28 / 37-45	10 3/4 X 12 RH	AL	3	Black Diamond	QA2072X	Flo-Torq Reflex(1)
14-18 / 4.2-5.5	27-32 / 44-52	10 1/2 X 13 RH	AL	3	Black Diamond	QA2076X	Flo-Torq Reflex(1)
14-18 / 4.2-5.5	27-32 / 44-52	10 3/8 X 13 RH	AL	3	Black Diamond	QA2078X	Flo-Torq Reflex(1)
14-16 / 4.2-4.8	31-35 / 50-56	10 3/8 X 14 RH	AL	3	Black Diamond	QA2080X	Flo-Torq Reflex(1)

QUICKSILVER PROPELLER APPLICATION CHARTS

Length (ft/m)	Current MPH/KPH	Propeller Size	Matl	Blades	Style	Quicksilver P/N	Hub System
14-16 / 4.2-4.8	31-35 / 50-56	10 1/4 X 14 RH	AL	3	Black Diamond	QA2082X	Flo-Torq Reflex(1)
13-15 / 3.9-4.5	34-39 / 55-63	10 1/8 X 15 RH	AL	3	Black Diamond	QA2084X	Flo-Torq Reflex(1)
16-19 - 4.6-5.6	21-26 / 35-42	10.6 X 11 RH	AL	4	Nemesis	48-8M8027510	Flo-Torq Reflex(1)
15-18 / 4.5-5.5	23-28 / 37-45	10.6 X 12 RH	AL	4	Nemesis	48-8M8027511	Flo-Torq Reflex(1)
14-18 / 4.2-5.5	27-32 / 44-52	10.3 X 13 RH	AL	4	Nemesis	48-8M8027512	Flo-Torq Reflex(1)
14-16 / 4.2-4.8	31-35 / 50-56	10.1 X 14 RH	AL	4	Nemesis	48-8M8027513	Flo-Torq Reflex(1)
13-15 / 3.9-4.5	34-39 / 55-63	10.1 X 15 RH	AL	4	Nemesis	48-8M8027514	Flo-Torq Reflex(1)
14-18 / 4.2-5.5	27-32 / 44-52	10 1/2 X 13 RH	SS	3	Silverado	QS5166X	Flo-Torq Reflex(1)
14-16 / 4.2-4.8	31-35 / 50-56	10 3/8 X 14 RH	SS	3	Silverado	QS5168X	Flo-Torq Reflex(1)
to 15 / to 4.5	34-39 / 55-63	10 1/4 X 15 RH	SS	3	Silverado	QS5170X	Flo-Torq Reflex(1)

(1) Replace existing forward and aft washer with Quicksilver kit 8M0088039. Purchase separately.

35-65 Horsepower - Suzuki - Rubber Hub

DT35C HP 1987-90
 DT40, DF40 HP 1983 & Newer
 DF 50 1999 and Newer
 DT50,50M HP 1983-84
 DT55 HP 1985-97
 DT60 HP 1983-84
 DT65 HP 1985-97
 13 Tooth Spline

Length (ft/m)	Current MPH/KPH	Propeller Size	Matl	Blades	Style	Quicksilver P/N	OEM P/N	Hub System
14-18 / 4.3-5.5	27-32 / 44-52	11 1/2 X 13 RH	AL	3	Black Diamond	QA2078X	58100-94313-019	Rubber Bushing

60-70 Hp (4-Stroke), 75-140 Hp (2-Stroke) - Suzuki

DF60 HP 1998 & Newer
 DF70 HP 1998-2008
 DT75 HP 1992-97
 DT75 HP 1983-91
 DT85 HP 1992-2000
 DT85 HP 1979-91
 DT90 HP 1989-97
 DT100 HP 1989 and Newer
 DT115, 140 HP 1992 & Newer
 DT115, 140 HP 1981-91
 13 Tooth Spline

Length (ft/m)	Current MPH/KPH	Propeller Size	Matl	Blades	Style	Quicksilver P/N	OEM P/N	Hub System
Pontoon	-	14 X 13 RH extra cup	AL	3	Black Diamond	QA3832X		(1)
18-20 / 5.5-6.1	25-32 / 40-52	13 3/4 X 15 RH	AL	3	Black Diamond	QA2208X	58100-95500-019	(1)
17-19 / 5.2-5.8	30-38 / 48-61	13 1/4 X 17 RH	AL	3	Black Diamond	QA2206X	58100-95511-019	(1)

(1) Use Flo-Torq II attaching hardware kit 835282Q1. Purchase separately.

70-140 Horsepower (4-Stroke) - Suzuki

DF 70-100 HP 2009 and Newer
 DF 115-140 HP 2002 & Newer
 15 Tooth Spline

Length (ft/m)	Current MPH/KPH	Propeller Size	Matl	Blades	Style	Quicksilver P/N	OEM P/N	Hub System
House/Work	to 14 / to 23	14 X 9 RH	AL	3	Black Diamond	QA2026X	854340A45	(1)(2)(3)(4)
Work/Pontoon	to 19 / to 31	14 X 10 RH	AL	3	Black Diamond	QA2028X	845342A45	(1)(2)(3)(4)
Pontoon	to 19 / to 31	14 X 10 RH	AL	3	Black Diamond	QA2828X	845342CP1	(1)(2)(3)(4)
23' + / 7.0+	to 21 / to 34	14 X 11 RH	AL	3	Black Diamond	QA2030X	77338A45	(1)(2)(3)(4)
Pontoon	to 21 / to 34	14 X 11 RH	AL	3	Black Diamond	QA2830X	77338CP1	(1)(2)(3)(4)
20' + / 6.1+	19-27 / 31-44	14 X 13 RH	AL	3	Black Diamond	QA2032X	77340A45	(1)(2)(3)(4)
Pontoon	19-27 / 31-44	14 X 13 RH	AL	3	Black Diamond	QA2832X	77340CP1	(1)(2)(3)(4)
18-20 / 5.5-6.1	25-32 / 40-52	13 3/4 X 15 RH	AL	3	Black Diamond	QA2034X	77342A45	(1)(2)(3)(4)
17-19 / 5.2-5.8	30-38 / 48-61	13 1/4 X 17 RH	AL	3	Black Diamond	QA2036X	77344A45	(1)(2)(3)(4)

Not all parts listed are available for the European, C.I.S., Africa and Middle East Markets.
 For more information, please contact your local Mercury, Mariner, MerCruiser or Quicksilver Office.

QUICKSILVER PROPELLER APPLICATION CHARTS

Length (ft/m)	Current MPH/KPH	Propeller Size	Matl	Blades	Style	Quicksilver P/N	OEM P/N	Hub System
15-18 / 4.5-5.5	35-41 / 56-66	13 X 19 RH	AL	3	Black Diamond	QA2038X	77346A45	(1)(2)(3)(4)
14-17 / 4.2-5.2	39-46 / 63-74	12 3/4 X 21 RH	AL	3	Black Diamond	QA2040X	77348A45	(1)(2)(3)(4)
to 16 / to 4.8	44-50 / 71-81	12 1/2 X 23 RH	AL	3	Black Diamond	QA2042X	77350A45	(1)(2)(3)(4)
Pontoon	to 19 / to 31	13.8 X 10 RH	AL	4	Nemesis Pontoon	48-8M8027497		(1)(2)(3)(4)
Pontoon	to 21 / to 34	13.8 X 11 RH	AL	4	Nemesis Pontoon	48-8M8027498		(1)(2)(3)(4)
Pontoon	19-27 / 31-44	13.8 X 13 RH	AL	4	Nemesis Pontoon	48-8M8027500		(1)(2)(3)(4)
18-20 / 5.5-6.1	25-32 / 40-52	13.4 X 15 RH	AL	4	Nemesis	48-8M8027502		(1)(2)(3)(4)
17-19 / 5.2-5.8	30-38 / 48-61	13.0 X 17 RH	AL	4	Nemesis	48-8M8027504		(1)(2)(3)(4)
15-18 / 4.5-5.5	35-41 / 56-66	12.5 X 19 RH	AL	4	Nemesis	48-8M8027506		(1)(2)(3)(4)
Pontoon	19-27 / 31-44	14 X 13 RH	AL	4	Q4	48-8M0055559		(1)(2)(3)(4)
18-20 / 5.5-6.1	25-32 / 40-52	13.5 X 15 RH	AL	4	Q4	48-8M0055560		(1)(2)(3)(4)
17-19 / 5.2-5.8	30-38 / 48-61	13.0 X 17 RH	AL	4	Q4	48-8M0055561		(1)(2)(3)(4)
15-18 / 4.5-5.5	35-41 / 56-66	12.7 X 19 RH	AL	4	Q4	48-8M0055562		(1)(2)(3)(4)
14-17 / 4.2-5.2	39-46 / 63-74	12.7 X 21 RH	AL	4	Q4	48-8M0055563		(1)(2)(3)(4)
18-20 / 5.5-6.1	25-32 / 40-52	13 3/8 X 14 RH	SS	3	Silverado	QS5114X	17314A46	(1)(2)(3)(4)
17-19 / 5.2-5.8	30-38 / 48-61	13 1/8 X 16 RH	SS	3	Silverado	QS5116X	16986A46	(1)(2)(3)(4)
15-18 / 4.5-5.5	35-41 / 56-66	13 X 18 RH	SS	3	Silverado	QS5118X	16988A46	(1)(2)(3)(4)

- (1) For 90-115HP 2001 - 2008 use Flo-Torq II attaching hardware kit 835283Q 1
- (2) For 100-115HP 2009 and newer use Flo-Torq II attaching hardware kit 835283Q 2
- (3) For 140HP use Flo-Torq II attaching hardware kit 835283Q 2
- (4) For 70-90HP 2009 and newer use Flo-Torq II attaching hardware kit 835283Q03

150-300 Horsepower - Suzuki

DT150/150S HP 1986 & Newer
 DT175 HP 1986-92
 DT200 HP 1986-2000
 DT225 HP 1990 & Newer
 DF150- DF300 All Years
 15 Tooth Spline

Length (ft/m)	Current MPH/KPH	Propeller Size	Matl	Blades	Style	Quicksilver P/N	OEM P/N	Hub System
Pontoon	to 26 / to 42	14 X 12 RH	AL	4	Nemesis	48-8M0055531		(2)
Pontoon	to 29 / to 46	14 X 14 RH	AL	4	Nemesis	48-8M0055533		(2)
21-25 / 6.4-7.8	36-44 / 58-71	14 X 17 RH	AL	4	Nemesis	48-8M0055534		(2)
19-23 / 5.8-7.0	42-50 / 68-81	14 X 19 RH	AL	4	Nemesis	48-8M0055535		(2)
18-22 / 5.5-6.7	47-56 / 76-90	14 X 21 RH	AL	4	Nemesis	48-8M0055536		(2)
17-20 / 5.2-6.1	53-61 / 85-98	14 X 23 RH	AL	4	Nemesis	48-8M0055537		(2)
22-27 / 6.7-8.2	30-38 / 48-61	15 1/2 X 15 RH	AL	3	Black Diamond	QA2008X		(2)
21-25 / 6.4-7.8	36-44 / 58-71	15 X 17 RH	AL	3	Black Diamond	QA1912X		(2)
19-23 / 5.8-7.0	42-50 / 68-81	14 1/2 X 19 RH	AL	3	Black Diamond	QA1916X		(2)
18-22 / 5.5-6.7	47-56 / 76-90	14 1/4 X 21 RH	AL	3	Black Diamond	QA1918X		(2)
17-20 / 5.2-6.1	53-61 / 85-98	14 X 23 RH	AL	3	Black Diamond	QA1920X		(2)
22-27 / 6.7-8.2	30-38 / 48-61	14 1/2 X 15 RH	SS	3	Silverado	QS5050X	99105-00200-16P	(2)
21-25 / 6.4-7.8	36-44 / 58-71	14 1/2 X 17 RH	SS	3	Silverado	QS5052X	99105-00200-18P	(2)
19-23 / 5.8-7.0	42-50 / 68-81	14 X 19 RH	SS	3	Silverado	QS5054X		(2)
18-22 / 5.5-6.7	47-56 / 76-90	13 3/4 X 21 RH	SS	3	Silverado	QS5056X		(2)
21-25 / 6.4-7.8	36-44 / 58-71	13 1/2 X 17	SS	5	QST 5	QS1154X		(2)
19-23 / 5.8-7.0	42-50 / 68-81	13 1/3 X 19	SS	5	QST 5	QS5758X		(2)
18-22 / 5.5-6.7	47-56 / 76-90	13 1/3 X 21	SS	5	QST 5	QS5866X		(2)
22-27 / 6.7-8.2	30-38 / 48-61	15 3/4 X 15 RH	SS	3	Thunderbolt	QS5002X		(2)
21-25 / 6.4-7.8	36-44 / 58-71	15 1/2 X 17 RH	SS	3	Thunderbolt	QS5004X		(2)
19-23 / 5.8-7.0	42-50 / 68-81	15 1/4 X 19 RH	SS	3	Thunderbolt	QS5006X		(2)
18-22 / 5.5-6.7	47-56 / 76-90	14 3/4 X 21 RH	SS	3	Thunderbolt	QS5008X		(2)
18-22 / 5.5-6.7	47-56 / 76-90	14 5/8 X 21 RH	SS	3	Torrent	QS5862X		(2)(3)
17-20 / 5.2-6.1	53-61 / 85-98	14 5/8 X 23 RH	SS	3	Torrent	QS5864X		(2)(3)
to 19 / to 5.8	59-69 / 95-111	14 5/8 X 25 RH	SS	3	Torrent	QS5866X		(2)(3)

QUICKSILVER PROPELLER APPLICATION CHARTS

Length (ft/m)	Current MPH/KPH	Propeller Size	Matl	Blades	Style	Quicksilver P/N	OEM P/N	Hub System
Pontoon	10-25 / 16-40	16 X 11P RH	SS	3	Q3	48-8M0103516		(2)
Pontoon	11-26 / 17-41	15.6 X 13P RH	SS	3	Q3	48-8M0103517		(2)
Pontoon	12-27 / 18-42	15.3 X 14P RH	SS	3	Q3	48-8M0103518		(2)
Pontoon/Cruiser	17-30 / 27-49	15 X 15P RH	SS	3	Q3	48-8M0103519		(2)
21-26 / 6.4-7.8	24-36 / 39-58	14.7 X 16P RH	SS	3	Q3	48-8M0103520		(2)
21-26 / 6.4-7.8	30-42 / 48-68	14.5 X 17P RH	SS	3	Q3	48-8M0103521		(2)
19-22 / 5.8-6.7	33-45 / 53-73	14.2 X 18P RH	SS	3	Q3	48-8M0103522		(2)
19-22 / 5.8-6.7	36-49 / 58-79	14 X 19P RH	SS	3	Q3	48-8M0103523		(2)
17-20 / 5.2-6.1	39-52 / 63-84	13.8 X 20P RH	SS	3	Q3	48-8M0103524		(2)
17-20 / 5.2-6.1	42-56 / 68-90	13.6 X 21P RH	SS	3	Q3	48-8M0103525		(2)
21-26 / 6.4-7.8	30-42 / 48-68	14.6 X 17P RH	SS	4	Q4	48-8M0103526		(2)
19-22 / 5.8-6.7	36-49 / 58-79	14.6 X 19P RH	SS	4	Q4	48-8M0103528		(2)
17-20 / 5.2-6.1	42-56 / 68-90	14.6 X 21P RH	SS	4	Q4	48-8M0103530		(2)
15-19 / 4.5-5.8	50-64 / 81-103	14.6 X 23P RH	SS	4	Q4	48-8M0103532		(2)
LH Propellers (1)		15 1/2 X 17 LH	SS	3	Thunderbolt	QS5005X		(2)
		15 1/4 X 19 LH	SS	3	Thunderbolt	QS5007X		(2)
		14.6 X 17 LH	SS	4	Q4	48-8M0103527		(2)(3)
		14.6 X 19 LH	SS	4	Q4	48-8M0103529		(2)(3)
		14.6 X 21 LH	SS	4	Q4	48-8M0103531		(2)(3)
		14.6 X 23 LH	SS	4	Q4	48-8M0103533		(2)(3)

(2) Use Flo-Torq II attaching hardware kit 835281Q1. Purchase separately.

(3) Use forward bushing 23-856163Q1 along with Flo-Torq hub kit for surface piercing applications with Torrent propellers. Purchase separately.

TOHATSU/NISSAN OUTBOARD APPLICATION CHARTS

4-6 Horsepower - Tohatsu/Nissan

4 -6 Horspower
 4 - 5 HP 2-Stroke 1987 & Newer
 4, 5, 6 HP -Stroke 1999 & Newer
 12 Tooth Spline

Length (ft/m)	Propeller Size	Matl	Blades	Style	Quicksilver P/N	OEM P/N	Hub System
All Purpose	7.8 X 9 RH	AL	3	Black Diamond	48-8M0081239		Rubber Bushing
All Purpose	7.8 X 7 RH	AL	3	Black Diamond	QA3182R	48-812949A02(1)	Rubber Bushing
All Purpose	7.8 X 8 RH	AL	3	Black Diamond	QA3184R	48-812950A02(2)	Rubber Bushing
All Purpose	7.9 X 6 RH	AL	3	Black Diamond	48-8M0081238		Rubber Bushing

(1) Standard with 4 Hp, 2-Stroke and FourStroke

(2) Standard with 5 and 6 Hp FourStroke

8/9.9 Horsepower (4-Stroke) - Tohatsu/Nissan

8/9.9 (4-Stroke)
 12 Tooth Spline

Length (ft/m)	Current MPH/KPH	Propeller Size	Material	Blades	Style	Quicksilver P/N	OEM P/N	Hub System
Kicker		8.7 x 5 RH	Alum	4	Black Diamond	QA2148R	48-812954A10	Rubber Bushing
16 + / 4.8 +	to 12 / to 19	8.9 x 6.5 RH	Alum	3	Black Diamond	QA2150R	48-897610A10	Rubber Bushing
14-17 / 4.2-5.2	8-17 / 14-27	8.9 x 7.5 RH	Alum	3	Black Diamond	QA2154R	48-897614A10(1)	Rubber Bushing
13-16 / 3.9-4.8	12-21 / 19-34	8.9 x 8.5 RH	Alum	3	Black Diamond	QA2158R	48-897618A10(2)	Rubber Bushing

(1) Standard with 8 Hp FourStroke

(2) Standard with 9.9 Hp FourStroke

QUICKSILVER PROPELLER APPLICATION CHARTS

9.9-20 Horsepower Tohatsu/Nissan

9.9 HP 1984 and Newer
 9.9 HP 4-Stroke 2000 and Newer
 12 HP 1985-1988
 15 HP 4-Stroke 2000 and Newer
 15/18 HP 1995 and Newer
 18/20 HP 4-Stroke 2001 and Newer
 14 Tooth Spline

Length	Current MPH/KPH	Propeller Size	Material	Blades	Style	Quicksilver P/N	Hub System
Kicker		10 x 5	AL	4	Black Diamond	QA2178R	Rubber Hub
15-19 / 4.6-5.8	5-12 / 8-19	9 1/2 X 8 RH	AL	3	Black Diamond	QA2171R	Rubber Hub
14-17 / 4.3-5.2	10-16 / 16-26	9 1/4 X 9 RH	AL	3	Black Diamond	QA2173R	Rubber Hub
to 16 / to 4.9	13-20 / 21-32	9 1/4 X 10 RH	AL	3	Black Diamond	QA2175R	Rubber Hub

25-30 Horsepower 4-Stroke - Totatsu/Nissan

25 HP 1986 and Newer
 30 HP 1985 and Newer
 10 Tooth Spline

Length (ft/m)	Current MPH/KPH	Propeller Size	Material	Blades	Style	Quicksilver P/N	Hub System
16+ / 4.8+	to 20 / to 32	10 x 8 RH	Alum	3	Black Diamond	QA2190R	Rubber Bushing
13-17 / 3.9-5.2	17-26 / 27-42	9-3/4 x 9-1/2 RH	Alum	3	Black Diamond	QA2192R	Rubber Bushing
13-16 / 3.9-4.8	21-31 / 34-47	9-1/2 x 11 RH	Alum	3	Black Diamond	QA2196R	Rubber Bushing
to 16 / to 4.8	25-36 / 40-58	9-1/4 x 12-1/2 RH	Alum	3	Black Diamond	QA2200R	Rubber Bushing
13-17 / 3.9-5.2	17-26 / 27-42	9.3 x 9.5 RH	Alum	4	Nemesis	48-8M8027516	Rubber Bushing
13-16 / 3.9-4.8	21-31 / 34-47	9.3 X 11 RH	Alum	4	Nemesis	48-8M8027517	Rubber Bushing

35-50 Hp Tohatsu/Nissan

35 HP (35B Only) 1984 and Earlier
 50 HP (50D Only) 1991
 40 HP 1984 and Newer
 50 HP 1992 and Newer
 13 Tooth Spline

Flo-Torq Reflex Propeller. Replace existing forward and aft washer with Quicksilver kit 8M0053074. Purchase separately.

Length (ft/m)	Current MPH/KPH	Propeller Size	Matl	Blades	Style	Quicksilver P/N	Hub System
20'+ / 6.1+	to 14 / to 23	12 1/2 X 8 RH	AL	3	Black Diamond	QA2060X	Flo-Torq Reflex(1)
19-21 / 5.8-6.4	13-18 / 21-29	12 1/4 X 9 RH	AL	3	Black Diamond	QA2062X	Flo-Torq Reflex(1)
17-20 / 5.2-6.1	18-22 / 29-35	11 1/4 X 10 RH	AL	3	Black Diamond	QA2064X	Flo-Torq Reflex(1)
16-19 / 4.8-5.8	21-25 / 34-41	10 7/8 X 11 RH	AL	3	Black Diamond	QA2070X	Flo-Torq Reflex(1)
15-18 / 4.5-5.5	23-28 / 37-45	10 3/4 X 12 RH	AL	3	Black Diamond	QA2072X	Flo-Torq Reflex(1)
15-18 / 4.5-5.5	23-28 / 37-45	10 5/8 X 12 RH	AL	3	Black Diamond	QA2074X	Flo-Torq Reflex(1)
14-18 / 4.2-5.5	27-32 / 44-52	10 1/2 X 13 RH	AL	3	Black Diamond	QA2076X	Flo-Torq Reflex(1)
14-18 / 4.2-5.5	27-32 / 44-52	10 3/8 X 13 RH	AL	3	Black Diamond	QA2078X	Flo-Torq Reflex(1)
14-16 / 4.2-4.8	31-35 / 50-56	10 3/8 X 14 RH	AL	3	Black Diamond	QA2080X	Flo-Torq Reflex(1)
14-16 / 4.2-4.8	31-35 / 50-56	10 1/4 X 14 RH	AL	3	Black Diamond	QA2082X	Flo-Torq Reflex(1)
13-15 / 3.9-4.5	34-39 / 55-63	10 1/8 X 15 RH	AL	3	Black Diamond	QA2084X	Flo-Torq Reflex(1)
16-19 / 4.8-5.8	21-25 / 34-41	10.6 X 11 RH	AL	4	Nemesis	48-8M8027510	Flo-Torq Reflex(1)
15-18 / 4.5-5.5	23-28 / 37-45	10.6 X 12 RH	AL	4	Nemesis	48-8M8027511	Flo-Torq Reflex(1)
14-18 / 4.2-5.5	27-32 / 44-52	10.3 X 13 RH	AL	4	Nemesis	48-8M8027512	Flo-Torq Reflex(1)
14-16 / 4.2-4.8	31-35 / 50-56	10.1 X 14 RH	AL	4	Nemesis	48-8M8027513	Flo-Torq Reflex(1)
13-15 / 3.9-4.5	34-39 / 55-63	10.1 X 15 RH	AL	4	Nemesis	48-8M8027514	Flo-Torq Reflex(1)
14-18 / 4.2-5.5	27-32 / 44-52	10 1/2 X 13 RH	SS	3	Silverado	QS5166X	Flo-Torq Reflex(1)
14-16 / 4.2-4.8	31-35 / 50-56	10 3/8 X 14 RH	SS	3	Silverado	QS5168X	Flo-Torq Reflex(1)
to 15 / to 4.5	34-39 / 55-63	10 1/4 X 15 RH	SS	3	Silverado	QS5170X	Flo-Torq Reflex(1)

(1) Flo-Torq Reflex Propeller. Replace existing forward and aft washer with Quicksilver kit 8M0053074. Purchase separately.

QUICKSILVER PROPELLER APPLICATION CHARTS

70-140 Horsepower - Tohatsu/Nissan

70C HP 1996 & Newer
 90 HP 1987 & Newer
 115 HP 1992 & Newer
 120 HP 1988 & Newer
 140 HP 1988 & Newer

Length (ft/m)	Current MPH/KPH	Propeller Size	Matl	Blades	Style	Quicksilver P/N	OEM P/N	Hub System
House/Work	7-16 / 11-22	14 X 9 RH	AL	3	Black Diamond	QA2026X	3B764-5230M	(1)
Pontoon/Work	9-19 / 15-31	14 X 10 RH	AL	3	Black Diamond	QA2028X		(1)
Pontoon	9-19 / 15-31	14 X 10 RH	AL	3	Black Diamond	QA2828X		(1)(2)
House/Work	12-22 / 19-35	14 X 11 RH	AL	3	Black Diamond	QA2030X	3B764-5270M	(1)
Pontoon	12-22 / 19-35	14 X 11 RH	AL	3	Black Diamond	QA2830X		(1)(2)
22-29 / 6.7-8.8	14-28 / 23-45	14 X 13 RH	AL	3	Black Diamond	QA2032X	3B764-5320M	(1)
Pontoon	14-28 / 23-45	14 X 13 RH	AL	3	Black Diamond	QA2832X		(1)(2)
21-26 / 6.4-7.8	24-36 / 39-58	13 3/4 X 15 RH	AL	3	Black Diamond	QA2034X	3B764-5360M	(1)
18-21 / 5.5-6.4	30-42 / 48-68	13 1/4 X 17 RH	AL	3	Black Diamond	QA2036X	3B764-5410M	(1)
17-20 / 5.2-6.1	38-50 / 61-81	13 X 19 RH	AL	3	Black Diamond	QA2038X	3B764-5451M	(1)
15-18 / 4.5-5.5	44-56 / 71-90	12 3/4 X 21 RH	AL	3	Black Diamond	QA2040X	3B764-5490M	(1)
15-17 / 4.5-5.2	48-62 / 77-100	12 1/2 X 23 RH	AL	3	Black Diamond	QA2042X		(1)
Pontoon	9-19 / 15-31	13.8 X 10 RH	AL	4	Nemesis Pontoon	48-8M8027497		(1)
Pontoon	12-22 / 19-35	13.8 X 11 RH	AL	4	Nemesis Pontoon	48-8M8027498		(1)
Pontoon	14-28 / 23-4	13.8 X 13 RH	AL	4	Nemesis Pontoon	48-8M8027500		(1)
21-26 / 6.4-7.8	24-36 / 39-58	13.4 X 15 RH	AL	4	Nemesis	48-8M8027502		(1)
18-21 / 5.5-6.4	30-42 / 48-68	13.0 X 17 RH	AL	4	Nemesis	48-8M8027504		(1)
17-20 / 5.2-6.1	38-50 / 61-81	12.5 X 19 RH	AL	4	Nemesis	48-8M8027506		(1)
Pontoon	14-28 / 23-4	14 X 13 RH	AL	4	Q4	48-8M0055559		(1)
21-26 / 6.4-7.8	24-36 / 39-58	13.5 X 15 RH	AL	4	Q4	48-8M0055560		(1)
18-21 / 5.5-6.4	30-42 / 48-68	13.0 X 17 RH	AL	4	Q4	48-8M0055561		(1)
17-20 / 5.2-6.1	38-50 / 61-81	12.7 X 19 RH	AL	4	Q4	48-8M0055562		(1)
15-18 / 4.5-5.5	44-56 / 71-90	12.7 X 21 RH	AL	4	Q4	48-8M0055563		(1)
21-26 / 6.4-7.9	24-36 / 39-58	13 3/8 X 14 RH	SS	3	Silverado	QS5114X		(1)
18-21 / 5.5-6.4	30-42 / 48-68	13 1/8 X 16 RH	SS	3	Silverado	QS5116X		(1)
17-20 / 5.2-6.1	38-50 / 61-81	13 X 18 RH	SS	3	Silverado	QS5118X		(1)

(1) Use Flo-Torq II attaching hardware kit 835284Q1. Purchase separately.

(2) Extra Cup Version.

YAMAHA OUTBOARD APPLICATION CHARTS

8 Horsepower - Yamaha

8 HP 1976-83
 Pin Drive

Length (ft/m)	Current MPH/KPH	Propeller Size	Matl	Blades	Style	Quicksilver P/N	OEM P/N	Hub System
14-18 / 4.3-5.5	to 15 / to 24	8.25 X 7 RH	AL	3	Black Diamond	QA3178R		Rubber Bushing

9.9-20 Horsepower - Yamaha

9.9 HP 2-Stroke 1984 and Newer
 F9.9 4-Stroke 2000-2007
 15 HP 2-Stroke 1984 and Newer
 F15 4-Stroke 2000 and Newer
 F20 4-Stroke All Years
 8 Tooth Spline

Length (ft/m)	Current MPH/KPH	Propeller Size	Matl	Blades	Style	Quicksilver P/N	OEM P/N	Hub System
14-19 / 4.3-5.8	19-24 / 31-39	9 1/4 X 9 RH	AL	3	Black Diamond	QA3906R	683-45945-00-EL	Rubber Bushing
14-16 / 4.3-4.8	23-27 / 37-44	9 1/4 X 10 RH	AL	3	Black Diamond	QA3914R	683-45943-00-EL	Rubber Bushing

Not all parts listed are available for the European, C.I.S., Africa and Middle East Markets.
 For more information, please contact your local Mercury, Mariner, MerCruiser or Quicksilver Office.

QUICKSILVER PROPELLER APPLICATION CHARTS

15-28 Horsepower - Yamaha

15 HP 1976-83
 W15 1976-83
 20 HP 1976-78
 25 HP 1977-79
 28 HP 1976-78
 Pin Drive

Length (ft/m)	Current MPH/KPH	Propeller Size	Matl	Blades	Style	Quicksilver P/N	OEM P/N	Hub System
12-16 / 3.6-4.8	20-28 / 32-45	9 X 10 RH	AL	3	Black Diamond	QA3150R	651-45947-00-36	Rubber Bushing
12-14 / 3.6-4.3	25-32 / 40-52	9 1/4 X 11 RH	AL	3	Black Diamond	QA3152R	653-45941-01-36	Rubber Bushing

20-30 Horsepower - Yamaha

20 HP 1996-97
 25 HP 1980 and Newer
 F25 4-Stroke 2000 and Newer
 30 HP 1979 and Newer
 F30 4-Stroke 2001 and Newer
 10 Tooth Spline

Length (ft/m)	Current MPH/KPH	Propeller Size	Matl	Blades	Style	Quicksilver P/N	OEM P/N	Hub System
15-17 / 4.5-5.2	18-26 / 29-42	9 7/8 X 10 1/2 RH	AL	3	Black Diamond	QA3808R	664-45945-00-EL	Rubber Bushing
14-16 / 4.3-4.8	19-28 / 31-45	9 7/8 X 11 1/4 RH	AL	3	Black Diamond	QA3810R	664-45947-01-EL	Rubber Bushing

T25-60 Horsepower - Yamaha

T25 All Years
 40 HP 1984 and Newer
 F40 4-Stroke 1999 and Newer
 48 HP 1995-2000
 50 HP (Excluding T50) 1984 & Newer
 F50 4-Stroke 1999 and Newer
 55 HP 1976-95
 60 HP 1976-91
 F60 4-Stroke 2002 and Newer
 13 Tooth Spline

Length (ft/m)	Current MPH/KPH	Propeller Size	Matl	Blades	Style	Quicksilver P/N	OEM P/N	Hub System
House/Work	to 16 / to 26	12 1/2 X 8 RH	AL	3	Black Diamond	QA2060X		(1)
18+ / 5.5+	16-20 / 26-32	12 1/4 X 9 RH	AL	3	Black Diamond	QA2062X	663-45956-01-EL	(1)
17+ / 5.2+	20-23 / 32-37	11 1/4 X 10 RH	AL	3	Black Diamond	QA2064X	6H5-45952-00-EL	(1)
16-18 / 4.8-5.5	23-30 / 37-48	10 7/8 X 11 RH	AL	3	Black Diamond	QA2070X	663-45947-02-EL	(1)
15-17 / 4.5-5.2	30-31 / 48-50	10 5/8 X 12 RH	AL	3	Black Diamond	QA2074X	6H5-45958-00-EL	(1)
14-17 / 4.2-5.2	31-35 / 50-56	10 3/8 X 13 RH	AL	3	Black Diamond	QA2078X	6H5-45943-00-EL	(1)
14-16 / 4.2-4.8	35-38 / 56-61	10 1/4 X 14 RH	AL	3	Black Diamond	QA2082X	663-45958-01-EL	(1)
13-15 / 3.9-4.5	38-42 / 61-68	10 1/8 X 15 RH	AL	3	Black Diamond	QA2084X		(1)
16-18 / 4.8-5.5	23-30 / 37-48	10.6 X 11 RH	AL	4	Nemesis	48-8M8027510		(1)
15-17 / 4.5-5.2	30-31 / 48-50	10.6 X 12 RH	AL	4	Nemesis	48-8M8027511		(1)
14-17 / 4.2-5.2	31-35 / 50-56	10.3X 13 RH	AL	4	Nemesis	48-8M8027512		(1)
14-16 / 4.2-4.8	35-38 / 56-61	10.1 X 14 RH	AL	4	Nemesis	48-8M8027513		(1)
13-15 / 3.9-4.5	38-42 / 61-68	10.1 X 15 RH	AL	4	Nemesis	48-8M8027514		(1)
14-17 / 4.2-5.2	31-35 / 50-56	10 1/2 X 13 RH	SS	3	Silverado	QS5166X	663-45974-60-98	(1)
14-16 / 4.2-4.8	35-38 / 56-61	10 3/8 X 14 RH	SS	3	Silverado	QS5168X	663-45930-00-98	(1)
13-15 / 3.9-4.5	38-42 / 61-68	10 1/4 X 15 RH	SS	3	Silverado	QS5170X	663-45976-00-98	(1)

(1) Flo-Torq Reflex Propeller - All required hardware included

QUICKSILVER PROPELLER APPLICATION CHARTS

T50-130 Horsepower - Yamaha

T50 HP 4-Stroke 1996 and Newer
 60 HP 1992 and Newer
 T60 HP 4-Stroke 2003 and Newer
 70 HP 1984 and Newer
 75 HP 1994-2000
 F75 4-Stroke 2003 and Newer
 80 HP 1977, 2000 and Newer
 F80 HP 4-Stroke 1999 and Newer
 85 HP 1991-97
 90 HP 1984 and Newer
 F90 HP 4-Stroke 2003 and Newer
 F100 HP 4-Stroke 2000 and Newer
 115 HP 1984 and Newer
 F115 HP 4-Stroke 2000 and Newer
 130 HP 1984 and Newer
 15 Tooth Spline

Length (ft/m)	Current MPH/KPH	Propeller Size	Matl	Blades	Style	Quicksilver P/N	OEM P/N	Hub System
House/Work	to 14 / to 23	14 X 9 RH	AL	3	Black Diamond	QA2026X		(1)
Pontoon/Work	to 19 / to 31	14 X 10 RH	AL	3	Black Diamond	QA2028X		(1)
Pontoon	to 19 / to 31	14 X 10 RH	AL	3	Black Diamond	QA2828X		(1)(2)
23'+ / 7.0+	to 21 / to 34	14 X 11 RH	AL	3	Black Diamond	QA2030X	6E5-45954-00-EL	(1)
Pontoon	to 21 / to 34	14 X 11 RH	AL	3	Black Diamond	QA2830X		(1)(2)
20'+ / 6.1+	19-27 / 31-44	14 X 13 RH	AL	3	Black Diamond	QA2032X	6E5-45949-00-EL	(1)
Pontoon	19-27 / 31-44	14 X 13 RH	AL	3	Black Diamond	QA2832X		(1)(2)
18-20 / 5.5-6.1	25-32 / 40-52	13 3/4 X 15 RH	AL	3	Black Diamond	QA2034X	6E5-45947-00-EL	(1)
17-19 / 5.2-5.8	30-38 / 48-61	13 1/4 X 17 RH	AL	3	Black Diamond	QA2036X	6E5-45945-01-EL	(1)
15-18 / 4.5-5.5	35-41 / 56-66	13 X 19 RH	AL	3	Black Diamond	QA2038X	6E5-45941-00-EL	(1)
14-17 / 4.2-5.2	39-46 / 63-74	12 3/4 X 21 RH	AL	3	Black Diamond	QA2040X	6E5-45943-00-EL	(1)
to 16 / to 4.8	44-50 / 71-81	12 1/2 X 23 RH	AL	3	Black Diamond	QA2042X	6E5-45952-00-EL	(1)
Pontoon	to 19 / to 31	13.8 X 10 RH	AL	4	Nemesis Pontoon	48-8M8027497		(1)
Pontoon	to 21 / to 34	13.8 X 11 RH	AL	4	Nemesis Pontoon	48-8M8027498		(1)
Pontoon	19-27 / 31-44	13.8 X 13 RH	AL	4	Nemesis Pontoon	48-8M8027500		(1)
18-20 / 5.5-6.1	25-32 / 40-52	13.4 X 15 RH	AL	4	Nemesis	48-8M8027502		(1)
17-19 / 5.2-5.8	30-38 / 48-61	13.0 X 17 RH	AL	4	Nemesis	48-8M8027504		(1)
15-18 / 4.5-5.5	35-41 / 56-66	12.5 X 19 RH	AL	4	Nemesis	48-8M8027506		(1)
Pontoon	19-27 / 31-44	14 X 13 RH	AL	4	Q4	48-8M0055559		(1)
18-20 / 5.5-6.1	25-32 / 40-52	13.5 X 15 RH	AL	4	Q4	48-8M0055560		(1)
17-19 / 5.2-5.8	30-38 / 48-61	13.0 X 17 RH	AL	4	Q4	48-8M0055561		(1)
15-18 / 4.5-5.5	35-41 / 56-66	12.7 X 19 RH	AL	4	Q4	48-8M0055562		(1)
14-17 / 4.2-5.2	39-46 / 63-74	12.7 X 21 RH	AL	4	Q4	48-8M0055563		(1)
18-20 / 5.5-6.1	25-32 / 40-52	13 3/8 X 14 RH	SS	3	Silverado	QS5114X	688-45932-60-98	(1)
17-19 / 5.2-5.8	30-38 / 48-61	13 1/8 X 16 RH	SS	3	Silverado	QS5116X	688-45978-60-98	(1)
15-18 / 4.5-5.5	35-41 / 56-66	13 X 18 RH	SS	3	Silverado	QS5118X	688-45930-02-98	(1)

(1) Use Flo-Torq II attaching hardware kit 835272Q1 on 50 to 100HP applications and kit 835271Q2 on 115 & 130HP units. Purchase separately.

(2) Extra Cup Version

QUICKSILVER PROPELLER APPLICATION CHARTS

150-300 Horsepower - Yamaha

150 HP 1986 and Newer, F150 4-Stroke 2004 and Newer
 175 HP 1984 and Newer
 200 HP 1984 and Newer, F200 HP 4-Stroke 2002 and Newer
 220 HP Special 1984-85
 225 HP Excel 1987-88
 225 HP 1986 and Newer, F225 HP 4-Stroke 2002 and Newer
 250 HP 1990 and Newer (Including VMAX), F250 HP 4-Stroke 2005 and Newer
 300 HP 2003 and Newer, 300 HPDI 2004 and Newer
 150-250 HP SHO 4-Stroke
 15 Tooth Spline

Length (ft/m)	Current MPH/KPH	Propeller Size	Matl	Blades	Style	Quicksilver P/N	OEM P/N	Hub System
Pontoon	to 26 / to 42	14 X 12 RH	AL	4	Nemesis	48-8M0055531		(2)
Pontoon	to 29 / to 47	14 X 14 RH	AL	4	Nemesis	48-8M0055533		(2)
21-25 / 6.4-7.8	36-44 / 58-71	14 X 17 RH	AL	4	Nemesis	48-8M0055534		(2)
19-23 / 5.8-7.0	42-50 / 68-81	14 X 19 RH	AL	4	Nemesis	48-8M0055535		(2)
18-22 / 5.5-6.7	47-56 / 76-90	14 X 21 RH	AL	4	Nemesis	48-8M0055536		(2)
17-20 / 5.2-6.1	53-61 / 85-98	14 X 23 RH	AL	4	Nemesis	48-8M0055537		(2)
House/Work	to 24 / to 39	16 X 11 RH	AL	3	Black Diamond	QA2000X		(2)
25-30 / 7.8-9.1	23-32 / 37-52	16 X 13 RH	AL	3	Black Diamond	QA2004X		(2)
23-29 / 7.0-8.8	27-35 / 44-56	16 X 14 RH	AL	3	Black Diamond	QA2006X		(2)
22-27 / 6.7-8.2	30-38 / 48-61	15 1/2 X 15 RH	AL	3	Black Diamond	QA2008X	6G5-45941-00-98	(2)
23-26 / 6.7-7.9	33-40 / 53-65	16 X 16 RH	AL	3	Black Diamond	QA2010X	6G5-45952-00-98	(2)
21-25 / 6.4-8.8	36-44 / 58-71	15 X 17 RH	AL	3	Black Diamond	QA1912X		(2)
20-24 / 6.1-7.3	39-47 / 63-76	15 1/2 X 18 RH	AL	3	Black Diamond	QA2014X		(2)
19-23 / 5.8-7.0	42-50 / 68-81	14 1/2 X 19 RH	AL	3	Black Diamond	QA1916X		(2)
18-22 / 5.5-6.7	47-56 / 76-90	14 1/4 X 21 RH	AL	3	Black Diamond	QA1918X		(2)
17-20 / 5.2-6.1	53-61 / 86-98	14 X 23 RH	AL	3	Black Diamond	QA1920X	6G5-45949-00-98	(2)
22-27 / 6.7-8.2	30-38 / 48-61	14 1/2 X 15 RH	SS	3	Silverado	QS5050X	6G5-45970-02-98	(2)
21-25 / 6.4-8.8	36-44 / 58-71	14 1/2 X 17 RH	SS	3	Silverado	QS5052X	6G5-45978-03-98	(2)
19-23 / 5.8-7.0	42-50 / 68-81	14 X 19 RH	SS	3	Silverado	QS5054X	6G5-45974-03-98	(2)
18-22 / 5.5-6.7	47-56 / 76-90	13 3/4 X 21 RH	SS	3	Silverado	QS5056X	6G5-45972-02-98	(2)
21-25 / 6.4-8.8	36-44 / 58-71	13 1/2 X 17	SS	5	QST 5	QS1154X		(2)
19-23 / 5.8-7.0	42-50 / 68-81	13 1/3 X 19	SS	5	QST 5	QS5758X		(2)
18-22 / 5.5-6.7	47-56 / 76-90	13 1/3 X 21	SS	5	QST5	QS5760X		(2)
22-27 / 6.7-8.2	30-38 / 48-61	15 3/4 X 15 RH	SS	3	Thunderbolt	QS5002X		(2)
21-25 / 6.4-8.8	36-44 / 58-71	15 1/2 X 17 RH	SS	3	Thunderbolt	QS5004X	6R4-45978-A0-00	(2)
19-23 / 5.8-7.0	42-50 / 68-81	15 1/4 X 19 RH	SS	3	Thunderbolt	QS5006X	6R4-45970-A0-00	(2)
18-22 / 5.5-6.7	47-56 / 76-90	14 3/4 X 21 RH	SS	3	Thunderbolt	QS5008X	6R4-45972-A0-00	(2)
18-22 / 5.5-6.7	47-56 / 76-90	14 5/8 X 21 RH	SS	3	Torrent	QS5862X		(2)(3)
17-20 / 5.2-6.1	53-61 / 86-98	14 5/8 X 23 RH	SS	3	Torrent	QS5864X		(2)(3)
to 19 / to 5.8	59-69 / 95-111	14 5/8 X 25 RH	SS	3	Torrent	QS5866X		(2)(3)
Pontoon	10-25 / 16-40	16 X 11P RH	SS	3	Q3	48-8M0103516		(2)
Pontoon	11-26 / 17-41	15.6 X 13P RH	SS	3	Q3	48-8M0103517		(2)
Pontoon	12-27 / 18-42	15.3 X 14P RH	SS	3	Q3	48-8M0103518		(2)
Pontoon/Cruiser	17-30 / 27-49	15 X 15P RH	SS	3	Q3	48-8M0103519		(2)
21-26 / 6.4-7.8	24-36 / 39-58	14.7 X 16P R	SS	3	Q3	48-8M0103520		(2)
21-26 / 6.4-7.8	30-42 / 48-68	14.5 X 17P RH	SS	3	Q3	48-8M0103521		(2)
19-22 / 5.8-6.7	33-45 / 53-73	14.2 X 18P RH	SS	3	Q3	48-8M0103522		(2)
19-22 / 5.8-6.7	36-49 / 58-79	14 X 19P RH	SS	3	Q3	48-8M0103523		(2)
17-20 / 5.2-6.1	39-52 / 63-84	13.8 X 20P RH	SS	3	Q3	48-8M0103524		(2)
17-20 / 5.2-6.1	42-56 / 68-90	13.6 X 21P RH	SS	3	Q3	48-8M0103525		(2)
21-26 / 6.4-7.8	30-42 / 48-68	14.6 X 17P RH	SS	4	Q4	48-8M0103526		(2)(3)
19-22 / 5.8-6.7	36-49 / 58-79	14.6 X 19P RH	SS	4	Q4	48-8M0103528		(2)(3)
17-20 / 5.2-6.1	42-56 / 68-90	14.6 X 21P RH	SS	4	Q4	48-8M0103530		(2)(3)

QUICKSILVER PROPELLER APPLICATION CHARTS

QUICKSILVER PROPELLER APPLICATION CHARTS

Length (ft/m)	Current MPH/KPH	Propeller Size	Matl	Blades	Style	Quicksilver P/N	OEM P/N	Hub System
15-19 / 4.5-5.8	50-64 / 81-103	14.6 X 23P RH	SS	4	Q4	48-8M0103533		(2)(3)
LH Propellers (1)(1)		15 1/2 X 17 LH	SS	3	Thunderbolt	QS5005X	6R1-45978-A0-00	(2)
		15 1/4 X 19 LH	SS	3	Thunderbolt	QS5007X	6R1-45970-A0-00	(2)
		14.6 X 17P LH	SS	4	Q4	48-8M0103527		(2)(3)
		14.6 X 19P LH	SS	4	Q4	48-8M0103529		(2)(3)
		14.6 X 21P LH	SS	4	Q4	48-8M0103531		(2)(3)
		14.6 X 23P LH	SS	4	Q4	48-8M0103533		(2)(3)

(1) For Length and Current MPH of LH Propellers, find the matching family and pitch of RH Propeller.

(2) Flo-Torq II kit 835271Q2 for 150-300 HPDI and VMAX. Flo-Torq II kit 8M0075402 for 2014 and older 200-250 HP SHO. Flo-Torq II kit 835274Q1 for 2015 and Newer 115-250 SHO and 150-300 4-stroke outboards.

(3) Use forward bushing 23-856163Q1 along with Flo-Torq hub kit for surface piercing applications with Q4 and Torrent propellers. Purchase separately.

MERCURISER STERNDRIVE APPLICATION CHARTS

ALPHA ONE, MERCURISER I

MERCURISER I 120-190 HP

Models 470, 485, 888, 898, 225S & 233

ALPHA ONE 1986 AND NEWER

4.5 Liter 200 HP 2014 and Newer

2.5 Liter 120HP 1986-89

3.0 Liter 125-140HP 1986 & Newer

3.7 Liter 165-190HP 1986-89

Warning! Check for adequate tip clearance with stainless and 4 blade aluminum props. If necessary, switch to a flat tab anode (76214Q 5) or high performance trim tab (822777Q 1) to permit clearance.

Length (ft/m)	Current MPH/KPH	Propeller Size	Matl	Blades	Style	Quicksilver P/N	OEM P/N	Hub System
Work / House	to 26 / to 42	14 X 12 RH	AL	4	Nemesis	48-8M0055531	48-8M0084491	(2)
Work / House	to 29 / to 46	14 X 14 RH	AL	4	Nemesis	48-8M0055533	48-8M0084493	(2)
21-25 / 6.4-7.8	36-44 / 58-71	14 X 17 RH	AL	4	Nemesis	48-8M0055534	48-8M0084494	(2)
19-23 / 5.8-7.0	42-50 / 68-81	14 X 19 RH	AL	4	Nemesis	48-8M0055535	48-8M0084495	(2)
18-22 / 5.5-6.7	47-56 / 76-90	14 X 21 RH	AL	4	Nemesis	48-8M0055536	48-8M0084496	(2)
17-20 / 5.2-6.1	53-61 / 85-98	14 X 23 RH	AL	4	Nemesis	48-8M0055537	48-8M0084497	(2)
24+ / 7.3	to 10 / to 16	16 X 11 RH	AL	3	Black Diamond	QA2000X	78112A45	(2)
23-27 / 7.0-8.2	18-22 / 29-36	16 X 13 RH	AL	3	Black Diamond	QA2004X	78114A45	(2)
21-25 / 6.4-7.6	22-26 / 36-42	16 X 14 RH	AL	3	Black Diamond	QA2006X	16438A45	(2)
21-25 / 6.4-7.8	22-31 / 36-50	15 1/2 X 15 RH	AL	3	Black Diamond	QA2008X	78116A45	(2)
21-25 / 6.4-7.8	26-31 / 42-50	16 X 16 RH	AL	3	Black Diamond	QA2010X	16440A45	(2)
19-23 / 5.8-7.0	30-36 / 48-58	15 X 17 RH	AL	3	Black Diamond	QA1912X	832828A45	(2)
18-22 / 5.5-6.7	32-38 / 52-61	15 1/2 X 18 RH	AL	3	Black Diamond	QA2014X	48-11324A45	(2)
17-21 / 5.2-6.4	35-41 / 56-66	14 1/2 X 19 RH	AL	3	Black Diamond	QA1916X	832830A45	(2)
to 19 / to 5.8	40-46 / 65-74	14 1/4 X 21 RH	AL	3	Black Diamond	QA1918X	832832A45	(2)
to 18 / to 5.5	44-49 / 71-79	14 X 23 RH	AL	3	Black Diamond	QA1920X	832834A45	(2)
21-25 / 6.4-7.8	22-31 / 36-50	14 1/2 X 15 RH	SS	3	Silverado	QS5050X	16312A46	(2)
19-23 / 5.8-7.0	30-36 / 48-58	14 1/2 X 17 RH	SS	3	Silverado	QS5052X	16314A46	(2)
17-21 / 5.2-6.4	35-41 / 56-66	14 X 19 RH	SS	3	Silverado	QS5054X	16316A46	(2)
to 19 / to 5.8	40-46 / 65-74	13 3/4 X 21 RH	SS	3	Silverado	QS5056X	16318A46	(2)
19-23 / 5.8-7.0	30-36 / 48-58	13 / 12 X 17 RH	SS	5	QST 5	QS1154X	48-821154A46	(2)
17-21 / 5.2-6.4	35-41 / 56-66	13 1/3 X 19 RH	SS	5	QST 5	QS5758X	48-815758A46	(2)
to 19 / to 5.8	35-41 / 56-66	13 1/3 X 21 RH	SS	5	QST 5	QS5760X	48-815760A46	(2)
21-25 / 6.4-7.8	22-31 / 36-50	15 3/4 X 15 RH	SS	3	Thunderbolt	QS5002X	19838A46	(2)
19-23 / 5.8-7.0	30-36 / 48-58	15 1/2 X 17 RH	SS	3	Thunderbolt	QS5004X	18278A46	(2)
17-21 / 5.2-6.4	35-41 / 56-66	15 1/4 X 19 RH	SS	3	Thunderbolt	QS5006X	13700A46	(2)
to 19 / to 5.8	40-46 / 65-74	14 3/4 X 21 RH	SS	3	Thunderbolt	QS5008X	13702A46	(2)

Not all parts listed are available for the European, C.I.S., Africa and Middle East Markets.
For more information, please contact your local Mercury, Mariner, MerCruiser or Quicksilver Office.

QUICKSILVER PROPELLER APPLICATION CHARTS

Length (ft/m)	Current MPH/KPH	Propeller Size	Matl	Blades	Style	Quicksilver P/N	OEM P/N	Hub System
24+ / 7.3+	to 10 / to 16	16 X 11P RH	SS	3	Q3	48-8M0103516	8M0070079	(2)
23-27 / 7.0-8.2	15-18 / 24-29	15.6 X 13P RH	SS	3	Q3	48-8M0103517	8M0070079	(2)
23-27 / 7.0-8.2	18-22 / 29-36	15.3 X 14P RH	SS	3	Q3	48-8M0103518	898990A46	(2)
21-25 / 6.4-7.6	22-26 / 36-42	15 X 15P RH	SS	3	Q3	48-8M0103519	898990A46	(2)
21-25 / 6.4-7.6	22-31 / 36-50	14.7 X 16P RH	SS	3	Q3	48-8M0103520	898992A46	(2)
21-25 / 6.4-7.6	26-31 / 42-50	14.5 X 17P RH	SS	3	Q3	48-8M0103521	898994A46	(2)
19-23 / 5.8-7.0	30-36 / 48-58	14.2 X 18P RH	SS	3	Q3	48-8M0103522	898996A46	(2)
18-22 / 5.5-6.7	32-38 / 52-61	14 X 19P RH	SS	3	Q3	48-8M0103523	898998A46	(2)
17-21 / 5.2-6.4	34-41 / 56-66	13.8 X 20P RH	SS	3	Q3	48-8M0103524	899900A46	(2)
to 19 / to 5.8	40-46 / 64-74	13.6 X 21P RH	SS	3	Q3	48-8M0103525	899902A46	(2)
21-25 / 6.4-7.6	26-31 / 42-50	14.6 X 17P RH	SS	4	Q4	48-8M0103526	857024A46	(2)
18-22 / 5.5-6.7	32-38 / 52-61	14.6 X 19P RH	SS	4	Q4	48-8M0103528	857026A46	(2)
to 19 / to 5.8	40-46 / 64-74	14.6 X 21P RH	SS	4	Q4	48-8M0103530	857028A46	(2)
to 18 / to 5.5	44-49 / 71-79	14.6 X 23P RH	SS	4	Q4	48-8M0103532	857030A46	(2)
LH Propellers(1)		15 1/2 X 17 LH	SS	3	Thunderbolt	QS5005X	90159A46	(2)
		15 1/4 X 19 LH	SS	3	Thunderbolt	QS5007X	13701A46	(2)
		14.6 X 19P LH	SS	4	Q4	48-8M0103527	857025A46	(2)
		14.6 X 21P LH	SS	4	Q4	48-8M0103529	857027A46	(2)
		14.6 X 23P LH	SS	4	Q4	48-8M0103531	857029A46	(2)
		14.6 X 23P LH	SS	4	Q4	48-8M0103533	857031A46	(2)

(1) For Length and Current MPH of LH Propellers, find the matching family and pitch of RH Propeller.

(2) Use Flo-Torq II attaching hardware kit 835257Q1. Purchase separately.

ALPHA ONE/BRAVO ONE

MERCUISER 200-280 HP Thru 1985

Models 228, 255, 260, & 280TRS

ALPHA ONE/BRAVO ONE 1986 AND NEWER

4.5 Liter 200-250 HP 2014 and Newer

4.3 Liter 155-250 HP 1986 - 2014

5.0 Liter 180-250 HP 1986 - 2014 (Including 262 Mag)

Warning! Check for adequate tip clearance when installing stainless steel or aluminum 4 blade propellers. If necessary, swicht to high performance trim tab (822777Q1) to allow adequate clearance.

Length (ft/m)	Current MPH/KPH	Propeller Size	Matl	Blades	Style	Quicksilver P/N	OEM P/N	Hub System
Work / House	to 26 / to 42	14 X 12 RH	AL	4	Nemesis	48-8M0055531	48-8M0084491	(2)
Work / House	to 29 / to 46	14 X 14 RH	AL	4	Nemesis	48-8M0055533	48-8M0084493	(2)
22-26 / 6.7-7.9	36-41 / 58-66	14 X 17 RH	AL	4	Nemesis	48-8M0055534	48-8M0084494	(2)
21-25 / 6.4-7.6	41-46 / 66-74	14 X 19 RH	AL	4	Nemesis	48-8M0055535	48-8M0084495	(2)
19-23 / 5.8-7.0	46-51 / 74-82	14 X 21 RH	AL	4	Nemesis	48-8M0055536	48-8M0084496	(2)
to 20 / to 6.1	51-56 / 74-90	14 X 23 RH	AL	4	Nemesis	48-8M0055537	48-8M0084497	(2)
26+ / 7.9+	to 16 / to 26	16 X 11 RH	AL	3	Black Diamond	QA2000X	48-78112A45	(2)
24-29 / 7.3-8.8	17-26 / 5.2-42	16 X 13 RH	AL	3	Black Diamond	QA2004X	48-78114A45	(2)
24-29 / 7.3-8.8	22-31 / 35-50	16 X 14 RH	AL	3	Black Diamond	QA2006X	48-16438A45	(2)
23-27 / 7.0-8.2	26-36 / 42-58	15 1/2 X 15 RH	AL	3	Black Diamond	QA2008X	48-78116A45	(2)
23-27 / 7.0-8.2	31-39 / 50-63	16 X 16 RH	AL	3	Black Diamond	QA2010X	48-16440A45	(2)
22-26 / 6.7-7.9	36-41 / 58-66	15 X 17 RH	AL	3	Black Diamond	QA1912X	48-832828A45	(2)
22-26 / 6.7-7.9	38-44 / 61-71	15 1/2 X 18 RH	AL	3	Black Diamond	QA2014X	48-11324A45	(2)
21-25 / 6.4-7.6	41-46 / 66-74	14 1/2 X 19 RH	AL	3	Black Diamond	QA1916X	48-832830A45	(2)
19-23 / 5.8-7.0	46-51 / 74-82	14 1/4 X 21 RH	AL	3	Black Diamond	QA1918X	48-832832A45	(2)
to 20 / to 6.1	51-56 / 74-90	14 X 23 RH	AL	3	Black Diamond	QA1920X	48-832834A45	(2)
23-27 / 7.0-8.2	26-36 / 42-58	14 1/2 X 15 RH	SS	3	Silverado	QS5050X	48-16312A46	(2)
22-26 / 6.7-7.9	36-41 / 58-66	14 1/2 X 17 RH	SS	3	Silverado	QS5052X	48-16314A46	(2)
21-25 / 6.4-7.6	41-46 / 66-74	14 X 19 RH	SS	3	Silverado	QS5054X	48-16316A46	(2)
19-23 / 5.8-7.0	46-51 / 74-82	13 3/4 X 21 RH	SS	3	Silverado	QS5056X	48-16318A46	(2)
22-26 / 6.7-7.9	36-41 / 58-66	13 1/2 X 17 RH	SS	5	QST 5	QS1154X	821154A46	(2)

QUICKSILVER PROPELLER APPLICATION CHARTS

Length (ft/m)	Current MPH/KPH	Propeller Size	Matl	Blades	Style	Quicksilver P/N	OEM P/N	Hub System
21-25 / 6.4-7.6	41-46 / 66-74	13 1/3 X 19 RH	SS	5	QST 5	QS5758X	815758A46	(2)
19-23 / 5.8-7.0	46-51 / 74-82	13 1/3 X 21 RH	SS	5	QST 5	QS5760X	815760A46	(2)
23-27 / 7.0-8.2	26-36 / 42-58	15 3/4 X 15 RH	SS	3	Thunderbolt	QS5002X	48-19838A46	(2)
22-26 / 6.7-7.9	36-41 / 58-66	15 1/2 X 17 RH	SS	3	Thunderbolt	QS5004X	48-18278A46	(2)
21-25 / 6.4-7.6	41-46 / 66-74	15 1/4 X 19 RH	SS	3	Thunderbolt	QS5006X	48-13700A46	(2)
19-23 / 5.8-7.0	46-51 / 74-82	14 3/4 X 21 RH	SS	3	Thunderbolt	QS5008X	48-13702A46	(2)
26+ / 7.9+	to 16 / to 26	16 X 11P RH	SS	3	Q3	48-8M0103516	8M0070079	(2)
24-29 / 7.3-8.8	16-21 / 26-34	15.6 X 13P RH	SS	3	Q3	48-8M0103517	8M0070077	(2)
24-29 / 7.3-8.8	17-26 / 30-42	15.3 X 14P RH	SS	3	Q3	48-8M0103518	898988A46	(2)
24-29 / 7.3-8.8	22-31 / 35-50	15 X 15P RH	SS	3	Q3	48-8M0103519	898990A46	(2)
23-27 / 7.0-8.2	26-36 / 42-58	14.7 X 16P RH	SS	3	Q3	48-8M0103520	898992A46	(2)
23-27 / 7.0-8.2	31-39 / 50-63	14.5 X 17P RH	SS	3	Q3	48-8M0103521	898994A46	(2)
22-26 / 6.7-7.9	36-41 / 58-66	14.2 X 18P RH	SS	3	Q3	48-8M0103522	898996A46	(2)
22-26 / 6.7-7.9	38-44 / 61-71	14 X 19P RH	SS	3	Q3	48-8M0103523	898998A46	(2)
21-25 / 6.4-7.6	41-46 / 66-74	13.8 X 20P RH	SS	3	Q3	48-8M0103524	899000A46	(2)
19-23 / 5.8-7.0	46-51 / 74-82	13.6 X 21P RH	SS	3	Q3	48-8M0103525	899002A46	(2)
23-27 / 7.0-8.2	31-39 / 50-63	14.6 X 17P RH	SS	4	Q4	48-8M0103526	857024A46	(2)
22-26 / 6.7-7.9	38-44 / 61-71	14.6 X 19P RH	SS	4	Q4	48-8M0103528	857026A46	(2)
19-23 / 5.8-7.0	46-51 / 74-82	14.6 X 21P RH	SS	4	Q4	48-8M0103530	857028A46	(2)
to 20 / to 6.1	51-56 / 74-90	14.6 X 23P RH	SS	4	Q4	48-8M0103532	857030A46	(2)
LH Propellers (1)		15 1/2 X 17 LH	SS	3	Thunderbolt	QS5005X	48-90159A46	(2)
		15 1/4 X 19 LH	SS	3	Thunderbolt	QS5007X	48-13701A46	(2)
		14.6 X 17P LH	SS	4	Q4	48-8M0103527	857025A46	(2)
		14.6 X 19P LH	SS	4	Q4	48-8M0103529	857027A46	(2)
		14.6 X 21P LH	SS	4	Q4	48-8M0103531	857029A46	(2)
		14.6 X 23P LH	SS	4	Q4	48-8M0103533	857031A46	(2)

(1) For Length and Current MPH of LH Propellers, find the matching family and pitch of RH Propeller.

(2) Use Flo-Torq II attaching hardware kit 835257Q1. Order separate.

ALPHA ONE/BRAVO ONE

Model 330TRS

4.5 Liter 250 HP 2014 & Newer

5.7 Liter 210-320 HP 1986 & Newer

6.2 Liter 320 HP 2001 & newer

7.4 Liter 300-385 HP 1988 & Newer

8.1 Liter 375-425 HP 2001 & Newer

8.2 Liter 390-415 HP 1990 & Newer

Including 350, 454, 496 & 502 Mag. & 320 EF1

Add 2" of pitch to suggested size for single engine applications 385 HP and above.

Caution! Check for adequate blade tip clearance when installing stainless steel propellers. If necessary, switch to Mercury trim tab 822777Q1 to ensure adequate blade clearance.

Length (ft/m)	Current MPH/KPH	Propeller Size	Matl	Blades	Style	Quicksilver P/N	OEM P/N	Hub System
22-26 / 6.7-7.9	36-41 / 58-66	14 X 17 RH	AL	4	Nemesis	48-8M0055534	48-8M0084494	(2)
21-25 / 6.4-7.6	41-46 / 66-74	14 X 19 RH	AL	4	Nemesis	48-8M0055535	48-8M0084495	(2)
19-23 / 5.8-7.0	46-51 / 74-82	14 X 21 RH	AL	4	Nemesis	48-8M0055536	48-8M0084496	(2)
to 20 / to 6.1	51-56 / 74-90	14 X 23 RH	AL	4	Nemesis	48-8M0055537	48-8M0084497	(2)
29+ / 8.8+	to 18 / to 29	16 X 11 RH	AL	3	Black Diamond	QA2000X	48-78112A45	(2)
29-34 / 8.8-10.3	18-30 / 29-48	16 X 13 RH	AL	3	Black Diamond	QA2004X	48-78114A45	(2)
29-32 / 8.8-9.7	24-35 / 39-56	16 X 14 RH	AL	3	Black Diamond	QA2006X	48-16438A45	(2)
27-30 / 8.2-9.1	29-40 / 47-65	15 1/2 X 15 RH	AL	3	Black Diamond	QA2008X	48-78116A45	(2)
26-30 / 8.2-9.1	29-40 / 47-65	16 X 16 RH	AL	3	Black Diamond	QA2010X	48-16440A45	(2)
25-29 / 7.6-8.8	40-46 / 65-74	15 X 17 RH	AL	3	Black Diamond	QA1912X	48-832828A45	(2)
24-28 / 7.3-8.9	43-49 / 69-79	15 1/2 X 18 RH	AL	3	Black Diamond	QA2014X	48-11324A45	(2)
23-26 / 7.0-7.9	46-51 / 74-82	14 1/2 X 19 RH	AL	3	Black Diamond	QA1916X	48-832830A45	(2)
22-25 / 6.7-7.6	51-56 / 82-90	14 1/4 X 21 RH	AL	3	Black Diamond	QA1918X	48-832832A45	(2)

Not all parts listed are available for the European, C.I.S., Africa and Middle East Markets.

For more information, please contact your local Mercury, Mariner, MerCruiser or Quicksilver Office.

QUICKSILVER PROPELLER APPLICATION CHARTS

Length (ft/m)	Current MPH/KPH	Propeller Size	Matl	Blades	Style	Quicksilver P/N	OEM P/N	Hub System
22-24 / 6.7-7.3	56-62 / 90-100	14 X 23 RH	AL	3	Black Diamond	QA1920X	48-832834A45	(2)
27-30 / 8.2-9.1	29-40 / 47-65	14 1/2 X 15 RH	SS	3	Silverado	QS5050X	48-16312A46	(2)
25-29 / 7.6-8.8	40-46 / 65-74	14 1/2 X 17 RH	SS	3	Silverado	QS5052X	48-16314A46	(2)
23-26 / 7.0-7.9	46-51 / 74-82	14 X 19 RH	SS	3	Silverado	QS5054X	48-16316A46	(2)
22-25 / 6.7-7.6	51-56 / 82-90	13 3/4 X 21 RH	SS	3	Silverado	QS5056X	48-16318A46	(2)
25-29 / 7.6-8.8	40-46 / 65-74	13 1/2 X 17 RH	SS	5	QST 5	QS1154X	48-821154A46	(2)
23-26 / 7.0-7.9	46-51 / 74-82	13 1/3 X 19 RH	SS	5	QST 5	QS5758X	48-815758A46	(2)
22-25 / 6.7-7.6	51-56 / 82-90	13 1/3 X 21 RH	SS	5	QST 5	QS5760X	48-815760A46	(2)
27-30 / 8.2-9.1	29-40 / 47-65	15 3/4 X 15 RH	SS	3	Thunderbolt	QS5002X	48-19838A46	(2)
25-29 / 7.6-8.8	40-46 / 65-74	15 1/2 X 17 RH	SS	3	Thunderbolt	QS5004X	48-18278A46	(2)
23-26 / 7.0-7.9	46-51 / 74-82	15 1/4 X 19 RH	SS	3	Thunderbolt	QS5006X	48-13700A46	(2)
22-25 / 6.7-7.6	51-56 / 82-90	14 3/4 X 21 RH	SS	3	Thunderbolt	QS5008X	48-13702A46	(2)
29+ / 8.8+	to 18 / to 29	16 X 11P RH	SS	3	Q3	48-8M0103516	8M0070077	(2)
29-34 / 8.8-10.3	18-25 / 29-40	15.6 X 13P RH	SS	3	Q3	48-8M0103517	8M0070079	(2)
29-34 / 8.8-10.3	18-30 / 29-48	15.3 X 14P RH	SS	3	Q3	48-8M0103518	898988A46	(2)
29-32 / 8.8-9.7	24-35 / 39-56	15 X 15P RH	SS	3	Q3	48-8M0103519	898990A46	(2)
27-30 / 8.2-9.1	29-40 / 47-65	14.7 X 16P RH	SS	3	Q3	48-8M0103520	898992A46	(2)
26-30 / 8.2-9.1	29-40 / 47-65	14.5 X 17P RH	SS	3	Q3	48-8M0103521	898994A46	(2)
25-29 / 7.6-8.8	40-46 / 64-74	14.2 X 18P RH	SS	3	Q3	48-8M0103522	898996A46	(2)
24-28 / 7.3-8.9	43-49 / 69-79	14 X 19P RH	SS	3	Q3	48-8M0103523	898998A46	(2)
23-26 / 7.0-7.9	46-51 / 74-82	13.8 X 20P RH	SS	3	Q3	48-8M0103524	899000A46	(2)
22-25 / 6.7-7.6	51-56 / 82-90	13.6 X 21P RH	SS	3	Q3	48-8M0103525	899002A46	(2)
26-30 / 8.2-9.1	29-40 / 47-65	14.6 X 17P RH	SS	4	Q4	48-8M0103526	857024A46	(2)
24-28 / 7.3-8.9	43-49 / 69-79	14.6 X 19P RH	SS	4	Q4	48-8M0103528	857026A46	(2)
22-25 / 6.7-7.6	51-56 / 82-90	14.6 X 21P RH	SS	4	Q4	48-8M0103530	857028A46	(2)
22-24 / 6.7-7.3	56-62 / 90-100	14.6 X 23P RH	SS	4	Q4	48-8M0103532	857030A46	(2)
LH Propellers (1)		15 1/2 X 17 LH	SS	3	Thunderbolt	QS5005X	48-90159A46	(2)
		15 1/4 X 19 LH	SS	3	Thunderbolt	QS5007X	48-13701A46	(2)
		14.6 X 17P LH	SS	4	Q4	48-8M0103527	857025A46	(2)
		14.6 X 19P LH	SS	4	Q4	48-8M0103529	857027A46	(2)
		14.6 X 21P LH	SS	4	Q4	48-8M0103531	857029A46	(2)
		14.6 X 23P LH	SS	4	Q4	48-8M0103533	857031A46	(2)

(1) For Length and Current MPH of LH Propellers, find the matching family and pitch of RH Propeller.

(2) Use Flo-Torq II attaching hardware kit 835257Q1 Order separate, except on 400 HP and above applications use solid hub kit 835258Q2. Order separate.

Bravo Two 1988 and Newer - MerCruiser

- 4.3L 155-250hp 1996 & Newer •5.0L 180-250hp 1995 & Newer
- 5.7L 210-300hp 1993 & Newer •6.2L 320hp 2001 & Newer
- 7.4L 300-385hp 1990 & Newer •454 385hp 1996 & Newer
- 496 375-425hp 2001 & Newer •502 390-425hp 1996 & Newer
- D2.8L 150hp 1997 & Newer •D3.6L 180hp 1996 and Newer
- D4.2L 200-250hp 1996and Newer •D7.3L 260-300hp 1994 and Newer

Length (ft/m)	Current MPH/KPH	Prop Size	Matl	#Blades	Style	Quicksilver P/N	OEM P/N	Hub System
34-35/10.4-13.7	0-14/0-20	20 x 11 RH	AL	3	Black Diamond Bil	48-8M0155024	48-8M0155024	Rubber Bushing
31-39/9.4-12	14-19/20-30	19 1/2 x 13 RH	AL	3	Black Diamond Bil	48-8M0155026	48-8M0155026	Rubber Bushing
29-37/8.8-11.3	19-23/30-38	19 1/4 x 15 RH	AL	3	Black Diamond Bil	48-8M0155028	48-8M0155028	Rubber Bushing
28-32/8.5-9.8	24-31/38-46	18 3/4 x 17 RH	AL	3	Black Diamond Bil	48-8M0155030	48-8M0155030	Rubber Bushing
26-30/7.8-9.1	32-36/52-58	18 1/4 x 19 RH	AL	3	Black Diamond Bil	QA1940R	48-18614A40	Rubber Bushing
25-28/7.5-8.5	35-40/56-65	17 3/4 x 21 RH	AL	3	Black Diamond Bil	QA1946R	48-18616A40	Rubber Bushing
24-27/7.2-8.2	39-44/63-71	17 1/2 x 23 RH	AL	3	Black Diamond Bil	QA1952R	48-18618A40	Rubber Bushing
23-25/7.0-8.0	42-47/65-73	17 1/4 x 25 RH	AL	3	Black Diamond Bil	48-8M0078092	48-8M0078092	Rubber Bushing
LH Propellers (1)(1)		20 x 11 LH	AL	3	Black Diamond Bil	48-8M0155023	48-8M0155023	Rubber Bushing
		19 1/2 x 13 LH	AL	3	Black Diamond Bil	48-8M0155025	48-8M0155025	Rubber Bushing

QUICKSILVER PROPELLER APPLICATION CHARTS

Length (ft/m)	Current MPH/KPH	Prop Size	Matl	#Blades	Style	Quicksilver P/N	OEM P/N	Hub System
		19 1/4 x 15 LH	AL	3	Black Diamond Bil	48-8M0155027	48-8M0155027	Rubber Bushing
		18 3/4 x 17 LH	AL	3	Black Diamond Bil	48-8M0155029	48-8M0155029	Rubber Bushing
		18 1/4 x 19 LH	AL	3	Black Diamond Bil	QA1941R	48-18615A40	Rubber Bushing
		17 3/4 x 21 LH	AL	3	Black Diamond Bil	QA1947R	48-18617A40	Rubber Bushing
		17 1/2 x 23 LH	AL	3	Black Diamond Bil	QA1953R	48-18619A40	Rubber Bushing
		17 1/4 x 25 LH	AL	3	Black Diamond Bil	48-8M0078093	48-8M0078093	Rubber Bushing

(1) For Length and Current MPH of LH Propellers, find the matching family and pitch of RH Propeller.

Bravo Three 1993 and Newer - MerCruiser

The Quicksilver Bravo Three propeller set is now standard issue within Quicksilver Propellers!

The Quicksilver Bravo Three features 4-blade front, 3-blade rear set that offers better acceleration performance and enhanced holding. Mixing with old style three blade front three blade rear Thunderbolt Bil propellers is not recommended. For part number information on the old Bravo Three propellers (Pre 2008) see the historical propeller charts section of this guide.

- 4.3L 155-250hp 1996 & Newer
- 5.0L 180-250hp 1998 & Newer
- 6.2L 320hp 2001 -2015
- 7.4L 300-385hp 1993 & Newer
- 496 375-425hp 2001 & Newer
- 8.2L 380-430 2011 & Newer
- D2.8L 150hp 1997 & Newer
- D4.2L 200-250hp 1996 and Newer
- 4.5L 200-250hp 2014 & Newer
- 5.7L 210-300hp 1994 & Newer
- 6.2L 300-350hp 2015 & Newer
- 454 385hp 1995 & Newer
- 502 390-425hp?1995 & Newer
- D3.6L 180hp 1996 and Newer
- D7.3L 260-300hp 1994 and Newer

Current MPH/KPH	Prop Size	Matl	#Blades	Style	Quicksilver P/N	OEM P/N	Hub System
(Rear Prop)(1)							
<31 / <50	14.4 x 19 RH	SS	3	Quicksilver Bravo III	48-8M0123399	8M8022350	Solid Steel Spline
27-35 / 43-56	14.4 x 20 RH	SS	3	Quicksilver Bravo III	48-8M0123401	8M8022370	Solid Steel Spline
32-40 / 51-64	14.3 x 21 RH	SS	3	Quicksilver Bravo III	48-8M0123403	8M8022390	Solid Steel Spline
34-42 / 55-68	14.25 x 22.5 RH	SS	3	Quicksilver Bravo III	48-8M0123405	8M8022410	Solid Steel Spline
37-44 / 60-71	14 x 24 RH	SS	3	Quicksilver Bravo III	48-8M0123407	8M8022430	Solid Steel Spline
41-48 / 66-77	13.75 x 26 RH	SS	3	Quicksilver Bravo III	48-8M0123409	8M8022450	Solid Steel Spline
46-52 / 74-84	13.5 x 28 RH	SS	3	Quicksilver Bravo III	48-8M0123411	8M8022470	Solid Steel Spline
(Front Prop) (1)							
	16 x 19 LH	SS	4	Quicksilver Bravo III	48-8M0123400	8M8022340	Solid Steel Spline
	16 x 20 LH	SS	4	Quicksilver Bravo III	48-8M0123402	8M8022360	Solid Steel Spline
	15.9 x 21 LH	SS	4	Quicksilver Bravo III	48-8M0123404	8M8022380	Solid Steel Spline
	15.75 x 22.5 LH	SS	4	Quicksilver Bravo III	48-8M0123406	8M8022400	Solid Steel Spline
	15.5 x 24 LH	SS	4	Quicksilver Bravo III	48-8M0123408	8M8022420	Solid Steel Spline
	15.25 x 26 LH	SS	4	Quicksilver Bravo III	48-8M0123410	8M8022440	Solid Steel Spline
	15 x 28 LH	SS	4	Quicksilver Bravo III	48-8M0123412	8M8022460	Solid Steel Spline

(1) Add 4" of pitch to above application chart for twin engine installations.

OMC STERNDRIVE APPLICATION CHARTS

MODEL 400 AND COBRA - OMC

- 2.3 Litre 120-128 HP 1978-90
- 2.5 Litre 120 HP 1978-89
- 3.0 Litre 130-140 HP 1978-89

Length (ft/m)	Current MPH/KPH	Propeller Size	Matl	Blades	Style	Quicksilver P/N	OEM P/N	Hub System
House/Cruisers	14-26 / 23-42	14 X 13 RH Extra Cup	AL	3	Black Diamond	QA3832X	391668	(1)
19-22 / 5.8-6.7	24-32 / 39-52	13 3/4 X 15 RH	AL	3	Black Diamond	QA2208X	391198	(1)
17-20 / 5.2-6.1	30-40 / 48-65	13 1/4 X 17 RH	AL	3	Black Diamond	QA2206X	391199	(1)

(1) Use Flo-Torq II attaching hardware kit 835266Q1. Purchase separately.

Not all parts listed are available for the European, C.I.S., Africa and Middle East Markets.
For more information, please contact your local Mercury, Mariner, MerCruiser or Quicksilver Office.

QUICKSILVER PROPELLER APPLICATION CHARTS

SEA DRIVE 4 1/4 INCH GEARCASE - OMC

1.6 Litre V-4 1983 & Newer
 1.8 Litre V-4 1983 & Newer
 Add 2" of pitch for twin engines

Length (ft/m)	Current MPH/KPH	Propeller Size	Matl	Blades	Style	Quicksilver P/N	OEM P/N	Hub System
22-26 / 6.7-7.8	14-28 / 23-45	14 X 13 RH Extra Cup	AL	3	Black Diamond	QA3832X	391668	(1)
22-26 / 6.7-7.8	24-36 / 39-58	13 3/4 X 15 RH	AL	3	Black Diamond	QA2208X	391198	(1)

(1) Use Flo-Torq II attaching hardware kit 835266Q1. Purchase separately.

SEA DRIVE 4 3/4 INCH LARGE GEARCASE - OMC

*2.0 Litre V-4 1982 & Newer *2.5 Litre V-6 1982 & Newer
 *2.6 Litre V-6 1982 & Newer *2.7 Litre V-6 1982 & Newer
 *3.0 Litre V-6 1982 & Newer *3.6 Litre V-8 1982 & Newer
 *4.0 Litre V-8 1982 & Newer

Following suggestions based on twin engines - Deduct 4" of pitch for single engine applications.

Length (ft/m)	Current MPH/KPH	Propeller Size	Matl	Blades	Style	Quicksilver P/N	OEM P/N	Hub System
Work / House	to 26 / to 42	14 X 12 RH	AL	4	Nemesis	48-8M0055531		(2)
Work / House	to 29 / to 46	14 X 14 RH	AL	4	Nemesis	48-8M0055533		(2)
22-26 / 6.7-7.9	36-41 / 58-66	14 X 17 RH	AL	4	Nemesis	48-8M0055534		(2)
21-25 / 6.4-7.6	41-46 / 66-74	14 X 19 RH	AL	4	Nemesis	48-8M0055535		(2)
19-23 / 5.8-7.0	46-51 / 74-82	14 X 21 RH	AL	4	Nemesis	48-8M0055536		(2)
to 20 / to 6.1	51-56 / 74-90	14 X 23 RH	AL	4	Nemesis	48-8M0055537		(2)
Work/House	to 13 / to 21	16 X 11 RH	AL	3	Black Diamond	QA2000X		(2)
Work/House	13-27 / 21-43	16 X 13 RH	AL	3	Black Diamond	QA2004X	391536	(2)
Work/House	16-29 / 26-47	16 X 14 RH	AL	3	Black Diamond	QA2006X		(2)
32-36 / 9.6-10.9 (Twin)	24-34 / 39-55	15 1/2 X 15 RH	AL	3	Black Diamond	QA2008X	391535	(2)
30-33 / 9.1-10.0 (Twin)	30-40 / 48-65	15 X 17 RH	AL	3	Black Diamond	QA1912X	391200	(2)
28-32 / 8.5-9.6	33-45 / 53-72	15 1/2 X 18 RH	AL	3	Black Diamond	QA2014X		(2)
27-30 / 8.2-9.1 (Twin)	36-47 / 58-76	14 1/2 X 19 RH	AL	3	Black Diamond	QA1916X	391201	(2)
25-28 / 7.5-8.5 (Twin)	42-54 / 68-87	14 1/4 X 21 RH	AL	3	Black Diamond	QA1918X	391202	(2)
23-25 / 6.9-7.6 (Twin)	50-62 / 81-100	14 X 23 RH	AL	3	Black Diamond	QA1920X	391203	(2)
32-36 / 9.6-10.9 (Twin)	24-34 / 39-55	14 1/2 X 15 RH	SS	3	Silverado	QS5050X	174926	(2)
30-33 / 9.1-10.0 (Twin)	30-40 / 48-65	14 1/2 X 17 RH	SS	3	Silverado	QS5052X	176615	(2)
27-30 / 8.2-9.1 (Twin)	36-47 / 58-76	14 X 19 RH	SS	3	Silverado	QS5054X	176617	(2)
25-28 / 7.5-8.5 (Twin)	42-54 / 68-87	13 3/4 X 21 RH	SS	3	Silverado	QS5056X	176619	(2)
30-33 / 9.1-10.0 (Twin)	30-40 / 48-65	13 1/2 X 17 RH	SS	5	QST 5	QS1154X		(2)
27-30 / 8.2-9.1 (Twin)	36-47 / 58-76	13 1/3 X 19 RH	SS	5	QST 5	QS5758X		(2)
25-28 / 7.5-8.5 (Twin)	42-54 / 68-87	13 1/3 X 21 RH	SS	5	QST 5	QS5760X		(2)
32-36 / 9.6-10.9 (Twin)	24-34 / 39-55	15 3/4 X 15 RH	SS	3	Thunderbolt	QS5002X		(2)
30-33 / 9.1-10.0 (Twin)	30-40 / 48-65	15 1/2 X 17 RH	SS	3	Thunderbolt	QS5004X		(2)
27-30 / 8.2-9.1 (Twin)	36-47 / 58-76	15 1/4 X 19 RH	SS	3	Thunderbolt	QS5006X		(2)
25-28 / 7.5-8.5 (Twin)	42-54 / 68-87	14 3/4 X 21 RH	SS	3	Thunderbolt	QS5008X		(2)
Work/House	to 13 / to 21	16 X 11P RH	SS	3	Q3	48-8M0103516		(2)
Work/House	13-27 / 16-40	15.6 X 13P RH	SS	3	Q3	48-8M0103517		(2)
Work/House	16-29 / 21-43	15.3 X 14P RH	SS	3	Q3	48-8M0103518		(2)
32-36 / 9.6-10.9 (Twin)	24-34 / 26-47	15 X 15P RH	SS	3	Q3	48-8M0103519		(2)
32-36 / 9.6-10.9 (Twin)	26-38 / 30-51	14.7 X 16P RH	SS	3	Q3	48-8M0103520		(2)
30-33 / 9.1-10 (Twin)	30-40 / 39-55	14.5 X 17P RH	SS	3	Q3	48-8M0103521		(2)
28-32 / 8.5-9.6 (Twin)	33-45 / 48-65	14.2 X 18P RH	SS	3	Q3	48-8M0103522		(2)

QUICKSILVER PROPELLER APPLICATION CHARTS

Length (ft/m)	Current MPH/KPH	Propeller Size	Matl	Blades	Style	Quicksilver P/N	OEM P/N	Hub System
27-30 / 8.2-9.1 (Twin)	36-47 / 53-75	14 X 19P RH	SS	3	Q3	48-8M0103523		(2)
27-30 / 8.2-9.1 (Twin)	38-49 / 55-75	13.8 X 20P RH	SS	3	Q3	48-8M0103524		(2)
25-28 / 7.5-8.5 (Twin)	42-54 / 58-76	13.6 X 21P RH	SS	3	Q3	48-8M0103525		(2)
30-33 / 9.1-10 (Twin)	30-40 / 39-55	14.6 X 17P RH	SS	4	Q4	48-8M0103526		(2)
27-30 / 8.2-9.1 (Twin)	36-47 / 53-75	14.6 X 19P RH	SS	4	Q4	48-8M0103528		(2)
25-28 / 7.5-8.5 (Twin)	42-54 / 58-76	14.6 X 21P RH	SS	4	Q4	48-8M0103530		(2)
23-25 / 6.9-7.6 (Twin)	50-62 / 81-100	14.6 X 23P RH	SS	4	Q4	48-8M0103532		(2)
LH Propellers (1)		15 1/2 X 17 LH	SS	3	Thunderbolt	QS5005X		(2)
		15 1/4 X 19 LH	SS	3	Thunderbolt	QS5007X		(2)
		14.6 X 17P LH	SS	4	Q4	48-8M0103527		(2)
		14.6 X 19P LH	SS	4	Q4	48-8M0103529		(2)
		14.6 X 21P LH	SS	4	Q4	48-8M0103531		(2)
		14.6 X 23P LH	SS	4	Q4	48-8M0103533		(2)

(1) For Length and Current MPH of LH Propellers, find the matching family and pitch of RH Propeller.

(2) Use Flo-Torq II attaching hardware kit 835265Q02 for 1991 and newer applications and Flo-Torq II kit 835267Q1 for 1990 and older models. Purchase separately.

MODEL 800 COBRA AND KING COBRA - OMC

- 3.0 Litre 1990-93 •3.2 Litre Diesel 1992-93
- 3.8 Litre 1978-93 •4.3 Litre 1985-93
- 5.0 Litre 1978-93 •5.7 Litre 1978-93
- 5.8 Litre 1978-93 •454 King (7.4 Litre) 1990-93
- 7.4 Litre 1987-93 •502 King (8.2 litre) 1990-93
- 7.5 Litre 1987-93

See Volvo SX section for 1994 and newer OMC sterndrive applications.

Length (ft/m)	Current MPH/KPH	Propeller Size	Matl	Blades	Style	Quicksilver P/N	OEM P/N	Hub System
Work / House	to 26 / to 42	14 X 12 RH	AL	4	Nemesis	48-8M0055531		(2)
Work / House	to 29 / to 46	14 X 14 RH	AL	4	Nemesis	48-8M0055533		(2)
22-26 / 6.7-7.9	36-41 / 58-66	14 X 17 RH	AL	4	Nemesis	48-8M0055534		(2)
21-25 / 6.4-7.6	41-46 / 66-74	14 X 19 RH	AL	4	Nemesis	48-8M0055535		(2)
19-23 / 5.8-7.0	46-51 / 74-82	14 X 21 RH	AL	4	Nemesis	48-8M0055536		(2)
to 20 / to 6.1	51-56 / 74-90	14 X 23 RH	AL	4	Nemesis	48-8M0055537		(2)
Work/House	to 15 / 24	16 X 11 RH	AL	3	Black Diamond	QA2000X		(2)
Non Planing	22-30 / 36-48	16 X 13 RH	AL	3	Black Diamond	QA2004X	391536	(2)
Non Planing	24-33 / 39-53	16 X 14 RH	AL	3	Black Diamond	QA2006X		(2)
24-28 / 7.2-8.5	26-36 / 42-58	15 1/2 X 15 RH	AL	3	Black Diamond	QA2008X	391535	(2)
21-27 / 6.4-8.2	34-44 / 55-71	15 X 17 RH	AL	3	Black Diamond	QA1912X	391200	(2)
19-25 / 5.8-7.6	37-47 / 60-76	15 1/2 X 18 RH	AL	3	Black Diamond	QA2014X		(2)
17-22 / 5.2-6.7	39-50 / 63-81	14 1/2 X 19 RH	AL	3	Black Diamond	QA1916X	391201	(2)
16-21 / 4.8-6.4	44-57 / 71-92	14 1/4 X 21 RH	AL	3	Black Diamond	QA1918X	391202	(2)
15-20 / 4.5-6.1	48-62 / 77-100	14 X 23 RH	AL	3	Black Diamond	QA1920X	391203	(2)
24-28 / 7.2-8.5	26-36 / 42-58	14 1/2 X 15 RH	SS	3	Silverado	QS5050X	174926	(2)
21-27 / 6.4-8.2	34-44 / 55-71	14 1/2 X 17 RH	SS	3	Silverado	QS5052X	176615	(2)
17-22 / 5.2-6.7	39-50 / 63-81	14 X 19 RH	SS	3	Silverado	QS5054X	176617	(2)
16-21 / 4.8-6.4	44-57 / 71-92	13 3/4 X 21 RH	SS	3	Silverado	QS5056X	176619	(2)
21-27 / 6.4-8.2	34-44 / 55-71	13 1/2 X 17 RH	SS	5	QST 5	QS1154X		(2)
17-22 / 5.2-6.7	39-50 / 63-81	13 1/3 X 19 RH	SS	5	QST 5	QS5758X		(2)
16-21 / 4.8-6.4	44-57 / 71-92	13 1/3 X 21 RH	SS	5	QST 5	QS5760X		(2)
24-28 / 7.2-8.5	26-36 / 42-58	15 3/4 X 15 RH	SS	3	Thunderbolt	QS5002X		(2)
21-27 / 6.4-8.2	34-44 / 55-71	15 1/2 X 17 RH	SS	3	Thunderbolt	QS5004X		(2)
17-22 / 5.2-6.7	39-50 / 63-81	15 1/4 X 19 RH	SS	3	Thunderbolt	QS5006X		(2)
16-21 / 4.8-6.4	44-57 / 71-92	14 3/4 X 21 RH	SS	3	Thunderbolt	QS5008X		(2)
Work/House	to 15 / to 24	16 X 11P RH	SS	4	Q3	48-8M0103516		(2)
Non Planing	22-30 / 36-48	15.6 X 13P RH	SS	3	Q3	48-8M0103517		(2)
Non Planing	24-33 / 39-53	15.3 X 14P RH	SS	3	Q3	48-8M0103518		(2)

Not all parts listed are available for the European, C.I.S., Africa and Middle East Markets.
For more information, please contact your local Mercury, Mariner, MerCruiser or Quicksilver Office.

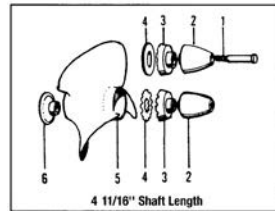
QUICKSILVER PROPELLER APPLICATION CHARTS

Length (ft/m)	Current MPH/KPH	Propeller Size	Matl	Blades	Style	Quicksilver P/N	OEM P/N	Hub System
24-28 / 7.2-8.5	26-36 / 42-58	15 X 15P RH	SS	3	Q3	48-8M0103519		(2)
24-28 / 7.2-8.5	29-40 / 47-63	14.7 X 16P RH	SS	3	Q3	48-8M0103520		(2)
21-27 / 6.4-8.2	34-44 / 55-71	14.5 X 17P RH	SS	3	Q3	48-8M0103521		(2)
19-25 / 5.8-7.6	37-47 / 60-76	14.2 X 18P RH	SS	3	Q3	48-8M0103522		(2)
17-22 / 5.2-6.7	39-50 / 63-81	14 X 19P RH	SS	3	Q3	48-8M0103523		(2)
17-22 / 5.2-6.7	42-53 / 68-86	13.8 X 20P RH	SS	3	Q3	48-8M0103524		(2)
16-21 / 4.8-6.4	44-57 / 71-92	13.6 X 21P RH	SS	3	Q3	48-8M0103525		(2)
21-27 / 6.4-8.2	34-44 / 55-71	14.6 X 17P RH	SS	4	Q4	48-8M0103525		(2)
17-22 / 5.2-6.7	39-50 / 63-81	14.6 X 19P RH	SS	4	Q4	48-8M0103528		(2)
16-21 / 4.8-6.4	44-57 / 71-92	14.6 X 21P RH	SS	4	Q4	48-8M0103530		(2)
15-20 / 4.5-6.1	48-62 / 77-100	14.6 X 23P RH	SS	4	Q4	48-8M0103532		(2)
LH Propellers (1)		15 1/2 X 17 LH	SS	3	Thunderbolt	QS5005X		(2)
		15 1/4 X 19 LH	SS	3	Thunderbolt	QS5007X		(2)
		14.6 X 17P LH	SS	4	Q4	48-8M0103527		(2)
		14.6 X 19P LH	SS	4	Q4	48-8M0103529		(2)
		14.6 X 21P LH	SS	4	Q4	48-8M0103531		(2)
		14.6 X 23P LH	SS	4	Q4	48-8M0103533		(2)

(1) For Length and Current MPH of LH Propellers, find the matching family and pitch of RH Propeller.

(2) Use Flo-Torq II attaching hardware kit 835265Q02 for 1991 and newer applications and Flo-Torq II kit 835267Q1 for 1990 and older models. Purchase separately.

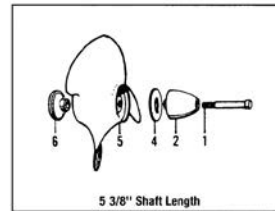
VOLVO PENTA STERNDRIVE APPLICATION CHARTS



4 11/16" Shaft Length

Short Hub Installation

- 1 Bolt
- 2 Propeller Cone
- 3 Spacer
- 4 Lock Tab Washer/Nylon Washer
- 5 Propeller
- 6 Fish Line Cutter



5 3/8" Shaft Length

Long Hub Installation

- 1 Bolt
- 2 Propeller Cone
- 4 Nylon Washer
- 5 Propeller
- 6 Fish Line Cutter

QUICKSILVER PROPELLER APPLICATION CHARTS

VOLVO PENTA SX

SX COBRA

OMC COBRA 1994 & NEWER

3.0 Litre 1994 & Newer

4.3 Litre 1994 & Newer

5.0 Litre 1994 & Newer

5.7 Litre 1994 & Newer

5.8 Litre 1994-97

7.4 Litre 1997 & Newer

8.2 Litre 1997

LARGE 4 3/4" GEARCASE - 19 SPLINE

Caution! When installing stainless steel propellers remove anode attached to bearing carrier and check clearance before operation.

Length (ft/m)	Current MPH/KPH	Propeller Size	Matl	Blades	Style	Quicksilver P/N	OEM P/N	Hub System
Work / House	to 26 / to 42	14 X 12 RH	AL	4	Nemesis	48-8M0055531		(2)
Work / House	to 29 / to 46	14 X 14 RH	AL	4	Nemesis	48-8M0055533		(2)
22-26 / 6.7-7.9	36-41 / 58-66	14 X 17 RH	AL	4	Nemesis	48-8M0055534		(2)
21-25 / 6.4-7.6	41-46 / 66-74	14 X 19 RH	AL	4	Nemesis	48-8M0055535		(2)
19-23 / 5.8-7.0	46-51 / 74-82	14 X 21 RH	AL	4	Nemesis	48-8M0055536		(2)
to 20 / to 6.1	51-56 / 74-90	14 X 23 RH	AL	4	Nemesis	48-8M0055537		(2)
Work/House	to 15 / 24	16 X 11 RH	AL	3	Black Diamond	QA2000X		(2)
Non Planing	22-30 / 35-48	16 X 13 RH	AL	3	Black Diamond	QA2004X	3850298-5	(2)
Non Planing	24-33 / 39-53	16 X 14 RH	AL	3	Black Diamond	QA2006X		(2)
24-28 / 7.3-8.5	26-36 / 42-58	15 1/2 X 15 RH	AL	3	Black Diamond	QA2008X	3850299-3	(2)
20-27 / 6.1-8.2	34-44 / 55-71	15 X 17 RH	AL	3	Black Diamond	QA1912X	3850300-9	(2)
19-25 / 5.8-7.6	37-47 / 60-76	15 1/2 X 18 RH	AL	3	Black Diamond	QA2014X		(2)
17-22 / 5.2-6.7	39-50 / 63-81	14 1/2 X 19 RH	AL	3	Black Diamond	QA1916X	3850301-7	(2)
16-20 / 4.8-6.1	44-57 / 55-92	14 1/4 X 21 RH	AL	3	Black Diamond	QA1918X	3850302-5	(2)
15-20 / 4.5-6.1	48-62 / 77-100	14 X 23 RH	AL	3	Black Diamond	QA1920X	3850303-3	(2)
24-28 / 7.3-8.5	26-36 / 42-58	14 1/2 X 15 RH	SS	3	Silverado	QS5050X	3850305-8	(2)
20-27 / 6.1-8.2	34-44 / 55-71	14 1/2 X 17 RH	SS	3	Silverado	QS5052X	3850307-7	(2)
17-22 / 5.2-6.7	39-50 / 63-81	14 X 19 RH	SS	3	Silverado	QS5054X	3850308-2	(2)
16-20 / 4.8-6.1	44-57 / 55-92	13 3/4 X 21 RH	SS	3	Silverado	QS5056X	3850309-0	(2)
20-27 / 6.1-8.2	34-44 / 55-71	13 1/2 X 17 RH	SS	5	QST 5	QS1154X		(2)
17-22 / 5.2-6.7	39-50 / 63-81	13 1/3 X 19 RH	SS	5	QST 5	QS5758X		(2)
16-20 / 4.8-6.1	44-57 / 55-92	13 1/3 X 21 RH	SS	5	QST 5	QS5760X		(2)
24-28 / 7.3-8.5	26-36 / 42-58	15 3/4 X 15 RH	SS	3	Thunderbolt	QS5002X		(2)
20-27 / 6.1-8.2	34-44 / 55-71	15 1/2 X 17 RH	SS	3	Thunderbolt	QS5004X		(2)
17-22 / 5.2-6.7	39-50 / 63-81	15 1/4 X 19 RH	SS	3	Thunderbolt	QS5006X		(2)
16-20 / 4.8-6.1	44-57 / 55-92	14 3/4 X 21 RH	SS	3	Thunderbolt	QS5008X		(2)
Work/House	to 15 / to 24	16 X 11P RH	SS	3	Q3	48-8M0103516		(2)
Non Planing	22-30 / 36-48	15.6 X 13P RH	SS	3	Q3	48-8M0103517		(2)
Non Planing	24-33 / 39-53	15.3 X 14P RH	SS	3	Q3	48-8M0103518		(2)
24-28 / 7.2-8.5	26-36 / 42-58	15 X 15P RH	SS	3	Q3	48-8M0103519		(2)
24-28 / 7.2-8.5	29-40 / 47-63	14.7 X 16P RH	SS	3	Q3	48-8M0103520		(2)
21-27 / 6.4-8.2	34-44 / 55-71	14.5 X 17P RH	SS	3	Q3	48-8M0103521		(2)
19-25 / 5.8-7.6	37-47 / 60-76	14.2 X 18P RH	SS	3	Q3	48-8M0103522		(2)
17-22 / 5.2-6.7	39-50 / 63-81	14 X 19P RH	SS	3	Q3	48-8M0103523		(2)
(2)17-22 / 5.2-6.7	42-53 / 68-86	13.8 X 20P RH	SS	3	Q3	48-8M0103524		(2)
16-(2)21 / 4.8-6.4	44-57 / 71-92	13.6 X 21P RH	SS	3	Q3	48-8M0103525		(2)
21-27 / 6.4-8.2	34-44 / 55-71	14.6 X 17P RH	SS	4	Q4	48-8M0103526		(2)
17-22 / 5.2-6.7	39-50 / 63-81	14.6 X 19P RH	SS	4	Q4	48-8M0103528		(2)
16-21 / 4.8-6.4	44-57 / 71-92	14.6 X 21P RH	SS	4	Q4	48-8M0103530		(2)
15-20 / 4.5-6.1	48-62 / 77-100	14.6 X 23P RH	SS	4	Q4	48-8M0103530		(2)
LH Propellers (1)		15 1/2 X 17 LH	SS	3	Thunderbolt	QS5005X		(2)
		15 1/4 X 19 LH	SS	3	Thunderbolt	QS5007X		(2)

Not all parts listed are available for the European, C.I.S., Africa and Middle East Markets.
For more information, please contact your local Mercury, Mariner, MerCruiser or Quicksilver Office.

QUICKSILVER PROPELLER APPLICATION CHARTS

Length (ft/m)	Current MPH/KPH	Propeller Size	Matl	Blades	Style	Quicksilver P/N	OEM P/N	Hub System
		14.6 X 17P LH	SS	4	Q4	48-8M0103527		(2)
		14.6 X 19P LH	SS	4	Q4	48-8M0103529		(2)
		14.6 X 21P LH	SS	4	Q4	48-8M0103531		(2)
		14.6 X 23P LH	SS	4	Q4	48-8M0103533		(2)

(1) For Length and Current MPH of LH Propellers, find the matching family and pitch of RH Propeller.

(2) Use Flo-Torq II attaching hardware kit 8M0119083. Purchase separately.

Volvo Penta DPS Duo Prop

Any HP

All Years

Pitch	Material	Finish	Blades (Front & Rear)	LH Rotation Front Prop	RH Rotation Rear Prop	Model
19	SS	Matte	4 & 3	48-8M8026210		Quicksilver Thunderbolt
20	SS	Matte	4 & 3	48-8M8026230		Quicksilver Thunderbolt
21	SS	Matte	4 & 3	48-8M8026250	48-8M8026260	Quicksilver Thunderbolt
24	SS	Matte	4 & 3		48-8M8026300	Quicksilver Thunderbolt
26	SS	Matte	4 & 3	48-8M8026310	48-8M8026320	Quicksilver Thunderbolt
28	SS	Matte	4 & 3	48-8M8026330	48-8M8026340	Quicksilver Thunderbolt

YAMAHA STERNDRIVE APPLICATION CHART

V6/V8 - 4 3/4" GEARCASE - Yamaha

3.0 Liter 1989-93

4.3 liter 1989-93

5.0 Liter 1989-93

5.7 Liter 1989-93

7.4 Liter 1992-93

130-300 HP - V-6/V-8 - 4 3/4" GEARCASE

Length (ft/m)	Current MPH/KPH	Propeller Size	Matl	Blades	Style	Quicksilver P/N	OEM P/N	Hub System
Work / House	to 26 / to 42	14 X 12 RH	AL	4	Nemesis	48-8M0055531		(2)
Work / House	to 29 / to 46	14 X 14 RH	AL	4	Nemesis	48-8M0055533		(2)
22-26 / 6.7-7.9	36-41 / 58-66	14 X 17 RH	AL	4	Nemesis	48-8M0055534		(2)
21-25 / 6.4-7.6	41-46 / 66-74	14 X 19 RH	AL	4	Nemesis	48-8M0055535		(2)
19-23 / 5.8-7.0	46-51 / 74-82	14 X 21 RH	AL	4	Nemesis	48-8M0055536		(2)
to 20 / to 6.1	51-56 / 74-90	14 X 23 RH	AL	4	Nemesis	48-8M0055537		(2)
24+ / 7.3+	to 10 / to 16	16 X 11 RH	AL	3	Black Diamond	QA2000X		(2)
23-27 / 7.0-8.2	15-18 / 24-29	16 X 13 RH	AL	3	Black Diamond	QA2004X		(2)
21-25 / 6.4-7.6	22-26 / 36-42	16 X 14 RH	AL	3	Black Diamond	QA2006X		(2)
22-27 / 6.7-8.2	23-36 / 37-58	15 1/2 X 15 RH	AL	3	Black Diamond	QA2008X	6G5-45941-00-98	(2)
22-26 / 6.7-7.8	26-40 / 42-64	16 X 16 RH	AL	3	Black Diamond	QA2010X	6G5-45952-00-98	(2)
21-25 / 6.4-7.6	30-46 / 48-74	15 X 17 RH	AL	3	Black Diamond	QA1912X		(2)
18-22 / 5.5-6.7	32-38 / 52-61	15 1/2 X 18 RH	AL	3	Black Diamond	QA2014X		(2)
19-23 / 5.8-7.0	35-51 / 56-82	14 1/2 X 19 RH	AL	3	Black Diamond	QA1916X		(2)
18-21 / 5.5-6.4	40-56 / 64-90	14 1/4 X 21 RH	AL	3	Black Diamond	QA1918X		(2)
17-20 / 5.2-6.1	44-62 / 71-100	14 X 23 RH	AL	3	Black Diamond	QA1920X	6G5-45949-00-98	(2)
22-27 / 6.7-8.2	23-36 / 37-58	14 1/2 X 15 RH	SS	3	Silverado	QS5050X	6G5-45970-02-98	(2)
21-25 / 6.4-7.6	30-46 / 48-74	14 1/2 X 17 RH	SS	3	Silverado	QS5052X	6G5-45978-03-98	(2)
19-23 / 5.8-7.0	35-51 / 56-82	14 X 19 RH	SS	3	Silverado	QS5054X	6G5-45974-03-98	(2)
18-21 / 5.5-6.4	40-56 / 64-90	13 3/4 X 21 RH	SS	3	Silverado	QS5056X	6G5-45972-02-98	(2)
21-25 / 6.4-7.6	30-46 / 48-74	13 1/2 X 17 RH	SS	5	QST 5	QS1154X		(2)
19-23 / 5.8-7.0	35-51 / 56-82	13 1/3 X 19 RH	SS	5	QST 5	QS5758X		(2)
18-21 / 5.5-6.4	40-56 / 64-90	13 1/3 X 21 RH	SS	5	QST 5	QS5760X		(2)
22-27 / 6.7-8.2	23-36 / 37-58	15 3/4 X 15 RH	SS	3	Thunderbolt	QS5002X		(2)
21-25 / 6.4-7.6	30-46 / 48-74	15 1/2 X 17 RH	SS	3	Thunderbolt	QS5004X	6R4-45978-A0-00	(2)

QUICKSILVER PROPELLER APPLICATION CHARTS

Length (ft/m)	Current MPH/KPH	Propeller Size	Matl	Blades	Style	Quicksilver P/N	OEM P/N	Hub System
19-23 / 5.8-7.0	35-51 / 56-82	15 1/4 X 19 RH	SS	3	Thunderbolt	QS5006X	6R4-45970-A0-00	(2)
18-21 / 5.5-6.4	40-56 / 64-90	14 3/4 X 21 RH	SS	3	Thunderbolt	QS5008X	6R4-45972-A0-00	(2)
24+ / 7.3+	to 10 / to 16	16 X 11 RH	SS	3	Q3	48-8M0103516		(2)
23-27 / 7-8.2	15-18 / 24-29	15.6 X 13 RH	SS	3	Q3	48-8M0103517		(2)
21-25 / 6.4-7.6	22-26 / 36-42	15.3 X 14 RH	SS	3	Q3	48-8M0103518		(2)
22-27 / 6.7-8.2	23-36 / 37-58	15 X 15 RH	SS	3	Q3	48-8M0103519		(2)
22-26 / 6.7-7.8	26-40 / 42-64	14.7 X 16 RH	SS	3	Q3	48-8M0103520		(2)
21-25 / 6.4-7.6	30-46 / 48-74	14.5 X 17 RH	SS	3	Q3	48-8M0103521		(2)
18-22 / 5.5-6.7	32-38 / 52-61	14.2 X 18 RH	SS	3	Q3	48-8M0103522		(2)
19-23 / 5.8-7	35-51 / 56-82	14.0 X 19 RH	SS	3	Q3	48-8M0103523		(2)
19-23 / 5.8-7	32-52 / 59-87	13.8 X 20 RH	SS	3	Q3	48-8M0103524		(2)
18-21 / 5.5-6.4	40-56 / 64-90	13.6 X 21 RH	SS	3	Q3	48-8M0103525		(2)
21-25 / 6.4-7.6	30-46 / 48-74	14.6 X 17P RH	SS	4	Q4	48-8M0103526		(2)
19-23 / 5.8-7	35-51 / 56-82	14.6 X 19P RH	SS	4	Q4	48-8M0103528		(2)
18-21 / 5.5-6.4	40-56 / 64-90	14.6 X 21P RH	SS	4	Q4	48-8M0103530		(2)
17-20 / 5.2-6.1	44-62 / 71-100	14.6 X 23P RH	SS	4	Q4	48-8M0103532		(2)
LH Propellers(1)		15 1/2 X 17 LH	SS	3	Thunderbolt	QS5005X	6R1-45978-A0-00	(2)
		15 1/4 X 19 LH	SS	3	Thunderbolt	QS5007X	6R1-45970-A0-00	(2)
		14.6 X 17P LH	SS	4	Q4	48-8M0103527		(2)
		14.6 X 17P LH	SS	4	Q4	48-8M0103529		(2)
		14.6 X 17P LH	SS	4	Q4	48-8M0103531		(2)
		14.6 X 17P LH	SS	4	Q4	48-8M0103533		(2)

(1) For Length and Current MPH of LH Propellers, find the matching family and pitch of RH Propeller.

(2) Use Flo-Torq II attaching hardware kit 835271Q2. Purchase separately.

QUICKSILVER PROPELLER TYPE

QUICKSILVER PROPELLER TYPE

Propellers sorted by Pitch, then Diameter, then by Rotation (Right-hand, Left-hand)

QUICKSILVER OUTBOARD PROPELLER SELECTOR CHART

Quicksilver Propeller selector by family for Outboards

Inflatable

Under 16'

Model/Horsepower	Aluminum Propeller	Stainless Steel Propeller
4-15 HP	Black Diamond	
20-40 HP	Black Diamond, Nemesis	Silverado

Aluminum

(under 14')

Model/Horsepower	Aluminum Propeller	Stainless Steel Propeller
4-15 HP	Black Diamond	
20-40 HP	Black Diamond, Nemesis	Silverado

Aluminum

(14-21')

Model/Horsepower	Aluminum Propeller	Stainless Steel Propeller
4-15 HP	Black Diamond	
20-60 HP	Black Diamond, Nemesis	Silverado
70-250 HP	Black Diamond, Nemesis	Silverado, Q3, Q4, QST 5

Fiberglass

to 14'

Model/Horsepower	Aluminum Propeller	Stainless Steel Propeller
4-15 HP	Black Diamond	
20-40 HP	Black Diamond, Nemesis	Silverado

Fiberglass Runabout/Ski Boat/Inflatable RIB

14-17' (closed deck or bowrider, same hull...)

Model/Horsepower	Aluminum Propeller	Stainless Steel Propeller
30-60 HP	Black Diamond, Nemesis	Silverado
70-150 HP	Black Diamond, Nemesis	Silverado, Q3

Fiberglass Fish-Type

14-17' (fish & ski, side console, center console)

Model/Horsepower	Aluminum Propeller	Stainless Steel Propeller
30-60 HP	Black Diamond, Nemesis	Silverado
75-150 HP	Black Diamond, Nemesis	Silverado, Q3

Fiberglass Bass

14-17'

Model/Horsepower	Aluminum Propeller	Stainless Steel Propeller
30-60 HP	Black Diamond, Nemesis	Silverado
75-150 HP	Black Diamond, Nemesis	Silverado, Q3, Torrent, QST 5

Fiberglass Runabout/Ski Boat/Inflatable RIB

17-21' (closed deck or bowrider, same hull...)

Model/Horsepower	Aluminum Propeller	Stainless Steel Propeller
75-140 HP	Black Diamond, Nemesis	Silverado
150-250 HP	Black Diamond, Nemesis	Silverado, Q3, Q4, Thunderbolt, QST 5

Fiberglass Fish-Type

17-21' (fish & ski, side console, center console, cuddy)

Model/Horsepower	Aluminum Propeller	Stainless Steel Propeller
75-140 HP	Black Diamond, Nemesis	Silverado
150-250 HP	Black Diamond, Nemesis	Silverado, Q3, Q4, Thunderbolt, QST 5

Fiberglass Bass

17-21'

Model/Horsepower	Aluminum Propeller	Stainless Steel Propeller
75-140 HP	Black Diamond, Nemesis	Silverado
150-250 HP	Black Diamond, Nemesis	Silverado, Q3, Torrent, QST 5

Fiberglass Fishing

21' + (side console, center console, cuddy)

Model/Horsepower	Aluminum Propeller	Stainless Steel Propeller
150-250 HP	Black Diamond, Nemesis	Silverado, Q3, Q4, Thunderbolt, QST 5

Aluminum Pontoon

16-28'

Model/Horsepower	Aluminum Propeller	Stainless Steel Propeller
9.9-15 HP	Black Diamond	
20-140 HP	Black Diamond, Nemesis	Silverado
150-225 HP	Black Diamond, Nemesis	Silverado, Thunderbolt, Q3, Q4

Fiberglass Deckboat

16-24'

Model/Horsepower	Aluminum Propeller	Stainless Steel Propeller
30-140 HP	Black Diamond, Nemesis	Silverado
150-225 HP	Black Diamond, Nemesis	Silverado, Thunderbolt, QST 5, Q3, Q4

Houseboat/Workboat

Model/Horsepower	Aluminum Propeller	Stainless Steel Propeller
30-150 HP	Black Diamond, Nemesis	Silverado
200-225 HP	Black Diamond	Silverado, Thunderbolt, Q3, Q4

QUICKSILVER STERNDRIVE PROPELLER SELECTOR CHART

Quicksilver Propeller selector by family for Sterndrives

Fiberglass Cruiser

21-24'

Model/Horsepower	Aluminum Propeller	Stainless Steel Propeller
4.3L - 5.0L	Black Diamond, Nemesis	Silverado, Q3, Q4, QST 5
5.7L - 8.2L	Black Diamond, Nemesis	Silverado, Thunderbolt, Q3, Q4, QST 5

Fiberglass Sportboat

21-24'

Model/Horsepower	Aluminum Propeller	Stainless Steel Propeller
5.7L - 8.2L	Black Diamond, Nemesis	Silverado, Thunderbolt, Q3, Q4, QST 5

Fiberglass Deckboat/Pontoon Boat

16-26'

Model/Horsepower	Aluminum Propeller	Stainless Steel Propeller
2.5L - 5.0L	Black Diamond, Nemesis	Silverado, Q3, Q4, QST 5
5.7L - 8.2L	Black Diamond, Nemesis	Silverado, Thunderbolt, Q3, Q4, QST 5

Houseboat/Workboat

Model/Horsepower	Aluminum Propeller	Stainless Steel Propeller
2.5L - 5.0L	Black Diamond, Nemesis	Silverado, Q3, Q4,
5.7L - 8.2L	Black Diamond, Nemesis	Silverado, Thunderbolt, Q3, Q4,

BLACK DIAMOND

General purpose 3-blade aluminum propeller
 Inexpensive and easy to repair
 Recommended for speeds less than 50 MPH and applications less than 250 HP
 4-30 hp are rubber hub propellers
 40-60 hp standard are equipped with the Reflex hub system
 40-60 hp CT (large gearcase) and larger require a Flo Torq II hub system

BLACK DIAMOND OUTBOARD/STERNDRIVE WITH 4 3/4 IN GEARCASE (GROUP E)

BLACK DIAMOND



- QA2000X**
- 16 X 11 RH AL 3 BL
- QA2004X**
- 16 X 13 RH AL 3 BL

- QA2006X**
- 16 X 14 RH AL 3 BL
- QA2008X**
- 15 1/4 X 15 RH AL 3 BL
- QA2010X**
- 16 X 16 RH AL 3 BL
- QA1912X**
- 15 X 17 RH AL 3 BL
- QA2014X**
- 15 1/2 X 18 RH AL 3 BL
- QA1916X**
- 14 1/2 X 19 RH AL 3 BL
- QA1918X**
- 14 1/4 X 21 RH AL 3 BL
- QA1920X**
- 14 X 23 RH AL 3 BL

BLACK DIAMOND OUTBOARD WITH 4 1/4 IN GEARCASE (GROUP D)

BLACK DIAMOND



- QA2028X**
- 14 X 10 RH AL 3 BL
- QA2828X**
- 14 X 10 RH AL 3 BL Extra Cup
- QA2030X**
- 14 X 11 RH AL 3 BL
- QA2830X**
- 14 X 11 RH AL 3 BL Extra Cup
- QA2832X**
- 14 X 13 RH AL 3 BL Extra Cup

BLACK DIAMOND FOR STANDARD 40-60 HP OUTBOARD

BLACK DIAMOND



- QA2060X**
- 12 1/2 X 8 RH AL 3 BL
- QA2062X**
- 12 1/4 X 9 RH AL 3 BL
- QA2064X**
- 11 1/4 X 10 RH AL 3 BL

Not all parts listed are available for the European, C.I.S., Africa and Middle East Markets.
 For more information, please contact your local Mercury, Mariner, MerCruiser or Quicksilver Office.

QUICKSILVER PROPELLER TYPE

QA2070X

10 7/8 X 11 RH AL 3 BL

QA2074X

10 5/8 X 12 RH AL 3 BL

QA2072X

10 3/4 X 12 RH AL 3 BL

QA2078X

10 3/8 X 13 RH AL 3 BL

QA2076X

10 1/2 X 13 RH AL 3 BL

QA2082X

10 1/4 X 14 RH AL 3 BL

QA2080X

10 3/8 X 14 RH AL 3 BL

QA2084X

10 1/8 X 15 RH AL 3 BL

BLACK DIAMOND FOR 85-140 HP EVENRUDE/ JOHNSON V-4

Black Diamond Propellers designed to fit 85-140 hp Evenrude/Johnson V-4

BLACK DIAMOND



QA3832X

14 X 13 RH AL 3 BL Extra Cup

BLACK DIAMOND



QA2208X

13 3/4 X 15 RH AL 3 BL

QA2206X

13.25 X 17 RH AL 3 BL

DIAMOND 4

The Diamond 4 propeller is no longer available.

Quicksilver Propellers recommends the Nemesis as a 4-blade performance upgrade vs the Diamond 4 on outboards 90CT and up as well as sterndrive applications.

When changing to the Nemesis, chose 1" of pitch more vs the Diamond 4 (Example: a 16P Diamond 4 would be a 17P Nemesis)

NEMESIS

Introducing the Nemesis - the ultimate performance aluminum propeller. Do you want to take your boats performance to the next level? The Nemesis provides 16-25% faster acceleration and superior holding all while maintaining top speed vs. a comparable 3 blade aluminum propeller.

Hub Application:

For 25-30 HP 4-Stroke outboards (Flo-Torq I)

40-60 HP standard gearcase outboards (Flo-Torq Reflex)

40 Bigfoot - 300 HP (Flo-Torq II)

The 10, 11 and 13 pitch propellers for the 40-60 BigFoot are specially designed for excellent performance in pontoon applications. If engine RPM is appropriate with 3-blade prop, replace with the same pitch Nemesis propeller.

9.5" - 19" pitch RH only

NEMESIS 25-30 HP

25-30 HP 4-Stroke outboards 2006 and newer Flo-Torq I Rubber Hub.

NEMESIS PROPELLER



48-8M8027516

9.3 X 9.5P RH AI 4 BL

48-8M8027517

9.3 X 11 RH AL 4 BL

NEMESIS 40-60 HP

25 HP BigFoot, 30 HP 4- Stroke (2005 and earlier) 40-60 HP 2-stroke and 4-Stroke outboards.

Equipped with Flo-Torq Reflex Hub system to eliminate clutch rattle.

NEMESIS PROPELLER



- 48-8M8027510**
10.6 X 11 RH AL 4 BL
- 48-8M8027511**
10.6 X 12 RH AL 4 BL
- 48-8M8027512**
10.3 X 13 RH AL 4 BL
- 48-8M8027513**
10.1 X 14 RH AL 4 BL
- 48-8M8027514**
10.1 X 15 RH AL 4 BL

NEMESIS 40 CT (BIGFOOT) - 125 HP

For 40-60 HP Bigfoot 4-strokes, 75-125 HP 2 and 4-Stroke outboards.

10-13 Pitch propellers are designed for to provide superior holding and lift for pontoon boats.

Flo-Torq II hub system not included

NEMESIS PONTOON PROPELLER



- 48-8M8027497**
13.8 X 10 RH AL 4 BL
- 48-8M8027498**
13.8 X 11 RH AL 4 BL
- 48-8M8027500**
13.8 X 13 RH AL 4 BL

NEMESIS PROPELLER



- 48-8M8027502**
13.4 X 15 RH AL 4 BL
- 48-8M8027504**
13.0 X 17 RH AL 4 BL
- 48-8M8027506**
12.5 X 19 RH AL 4 BL

NEMESIS 90 CT - 300 HP

For 90 CT - 300 HP 2 and 4-Stroke outboards and most 4.75 inch Gearcase Sterndrives.

Flo-Torq II hub system not included

The high performance blade design is not recommended for Alpha One drives with a 1.47 ratio

The New 12 and 14P offering are high performing propellers for 90-115 CT and 150 HP outboard powered pontoons

NEMESIS PROPELLER



- 48-8M0055531**
14 X 12 AL RH 4BL
- 48-8M0055533**
14 X 14 AL RH 4BL
- 48-8M0055534**
14 X 17 RH AL 4 BL
- 48-8M0055535**
14 X 19 RH AL 4 BL
- 48-8M0055536**
14 X 21 RH AL 4 BL
- 48-8M0055537**
14 X 23 RH AL 4 BL

QUICKSILVER PROPELLER TYPE

QUICKSILVER Q3

The Q3 is a revolutionary propeller that improves both acceleration and top speed on center consoles, high horsepower pontoons, and sterndrive powered runabouts. The design consists of high rake angles and thin blades resulting in the Q3 being the highest performing 3-blade propeller in the Quicksilver line-up.

Equipped with PVS - Performance Vent System

Flo-Torq II hub system not included

QUICKSILVER Q3 PROPELLER



48-8M0103516

16 x 11 RH SS 3 BL

48-8M0103517

15.6 x 13P RH SS 3 BL

48-8M0103518

15.3 x 14P RH SS 3 BL

48-8M0103519

15.0 x 15P RH SS 3 BL

48-8M0103520

14.7 x 16P RH SS 3 BL

48-8M0103521

14.5 x 17P RH SS 3 BL

48-8M0103522

14.2 x 18P RH SS 3 BL

48-8M0103523

14.0 x 19P RH SS 3 BL

48-8M0103524

13.8 x 20P RH SS 3 BL

48-8M0103525

13.6 x 21P RH SS 3 BL

QUICKSILVER Q4 60 CT - 125 HP

Now available for 60 CT - 115 HP outboards

The aggressive 4-blade Q4 generates exceptional lift resulting in a propeller that provides outstanding holeshot, unmatched midrange performance and superior handling, all while running at best-in-class top speeds. The new Q4 is the ideal match on a wide range of boat types (Bass, Multi-Species, Fish and Ski, Center Console, Bay, Pontoon).

Equipped with PVS - Performance Vent System

Flo-Torq II hub system not included

Q4 PROPELLER



48-8M0055559

14 X 13 SS RH 4BL

48-8M0055560

13.5 x 15 SS RH 4 BL

48-8M0055561

13.0 x 17 SS RH 4BL

48-8M0055562

12.7 x 19 SS RH 4BL

48-8M0055563

12.7 x 21 SS RH 4BL

QUICKSILVER Q4 90 CT - 350 HP

The Q4 is an innovative propeller that provides outstanding holeshot, unmatched midrange performance, and superior holding on high horsepower walleye boats, center consoles, and sterndrive runabouts.

Available in Right and Left Hand

Equipped with PVS - Performance Vent System

Flo-Torq II hub system not included

Use hub kit 8M0101603 when installing a Q4 propeller on a Mercury Verado 350 hp.

QUICKSILVER Q4 PROPELLER



48-8M0103526

14.6 x 17P RH SS 4 BL

48-8M0103527

14.6 x 17P LH SS 4 BL

48-8M0103528

14.6 x 19P RH SS 4 BL

48-8M0103529

14.6 x 19P LH SS 4 BL

48-8M0103530

14.6 x 21P RH SS 4 BL

48-8M0103531

14.6 x 21P LH SS 4 BL

48-8M0103532

14.6 x 23P RH SS 4 BL

48-8M0103533

14.6 x 23P LH SS 4 BL

SILVERADO

General-purpose 3-blade stainless steel propeller
Over five times more durable than an aluminum prop

SILVERADO 40 - 60 HP

Silverado for most 40 - 60 HP outboard

SILVERADO



QS5166X

10 1/2 X 13 RH SS 3 BL

QS5168X

10 3/8 X 14 RH SS 3 BL

QS5170X

10 1/4 X 15 RH SS 3 BL

SILVERADO 40 CT - 125 HP

Silverado propeller for most 40 CT (Bigfoot) - 125 HP Outboards

SILVERADO



QS5114X

13 3/8 X 14 RH SS 3 BL

QS5116X

13 1/8 X 16 RH SS 3 BL

QS5118X

13 X 18 RH SS 3 BL

QUICKSILVER PROPELLER TYPE

SILVERADO 90 CT - 350 HP

Silverado for most 90/115 CT, 135+ hp outboards and Sterndrives

SILVERADO

**QS5050X**

14 1/2 X 15 RH SS 3 BL

QS5052X

14 1/2 X 17 RH SS 3 BL

QS5054X

14 X 19 RH SS 3 BL

QS5056X

13 3/4 X 21 RH SS 3 BL

THUNDERBOLT

3-blade stainless performance propeller with more blade area for large boats with big V-6 outboards and V-8 sterndrives
Outstanding on Bravo One and TRS sterndrives
Good prop for sport/performance style boats as well as cruisers
Equipped with PVS - Performance Vent System

Flo-Torq II hub system not included

THUNDERBOLT

**QS5004X**

15 1/2 X 17 RH SS 3 BL

QS5005X

15 1/2 X 17 LH SS 3 BL

QS5006X

15 1/4 X 19 RH SS 3 BL

QS5007X

15 1/4 X 19 LH SS 3 BL

QS5008X

14 3/4 X 21 RH SS 3 BL

QST 5

5-blade design is excellent for tow-sports. The design also provides superior handling and control, making this propeller an excellent choice for freshwater fishermen who need control in rough water. This propeller also makes an excellent choice for anglers who want to maintain low speeds while back trolling.
Equipped with PVS - Performance Vent System
Flo-Torq II hub system not included

QST 5 PROPELLER

**QS1154X**

13 1/2 x 17 RH SS 5 BL

QS5758X

13 1/3 x 19 RH SS 5 BL

QS5760X

13 1/3 x 21 RH SS 5 BL

TORRENT

The ultimate propeller for high power, high speed bass, walleye and bay boats.

Higher rake and more cup provides better handling and bow lift on big V-6 powered outboard powered boats.
Equipped with PVS - Performance Vent System
Flo-Torq II hub system not included

TORRENT

**QS5862X**

14.625 X 21 RH SS 3 BL

QS5864X

14.625 X 23 RH SS 3 BL

QS5866X

14.625 X 25 RH SS 3 BL

BLACK DIAMOND BII - BRAVO TWO

General purpose 3-blade aluminum propeller
Right and left-hand rotation
11-25" pitch

BLACK DIAMOND BRAVO TWO PROPELLER



- 48-8M0155030**
- 18.75 X 17 RH Alum 3 BL
- 48-8M0155029**
- 18.75 X 17 LH Alum 3 BL
- 48-8M0155028**
- 19.25 X 15 RH Alum 3 BL
- 48-8M0155027**
- 19.25 X 15 LH Alum 3 BL
- 48-8M0155026**
- 19.5 X 13 RH Alum 3 BL
- 48-8M0155025**
- 19.5 X 13 LH Alum 3 BL
- 48-8M0155024**
- 20 X 11 RH Alum 3 BL
- 48-8M0155023**
- 20 X 11 LH Alum 3 BL

BLACK DIAMOND BRAVO TWO

- QA1940R**
- 18 1/4 x 19 RH AL 3 BL
- QA1941R**
- 18 1/4 x 19 LH AL 3 BL
- QA1946R**
- 17 3/4 x 21 RH AL 3 BL
- QA1947R**
- 17 3/4 x 21 LH AL 3 BL
- QA1952R**
- 17 1/2 x 23 RH AL 3 BL
- QA1953R**
- 17 1/2 x 23 LH AL 3 BL

BLACK DIAMOND BRAVO TWO PROPELLER

- 48-8M0078092**
- 17.25 X 25 RH Alum 3 BL
- 48-8M0078093**
- 17.25 X 25 LH Alum 3 BL

QUICKSILVER BRAVO THREE

Twin counter rotating stainless steel propellers
Large diameter forward 4-blade propeller
Small diameter aft 3-blade propeller
Unbelievable handling and boat control
Tough matte finish
19-28" pitch

QUICKSILVER BRAVO THREE



- 48-8M0123399**
- 14.4 X 19 RH SS 3 BL - Rear
- 48-8M0123400**
- 16 X 19 LH SS 4BL - Front
- 48-8M0123401**
- 14.4 X 20 RH SS 3 BL - Rear
- 48-8M0123402**
- 16 X 20 LH SS 4BL - Front
- 48-8M0123403**
- 14.3 X 19 RH SS 3 BL - Rear
- 48-8M0123404**
- 15.9 X 21 LH SS 4BL - Front
- 48-8M0123405**
- 14.25 X 22.5 RH SS 3 BL - Rear
- 48-8M0123406**
- 15.75 X 22.5 LH SS 4BL - Front
- 48-8M0123407**
- 14.0 X 24 RH SS 3 BL - Rear
- 48-8M0123408**
- 15.5 X 24 LH SS 4BL - Front
- 48-8M0123409**
- 13.75 X 26 RH SS 3 BL - Rear
- 48-8M0123410**
- 15.25 X 26 LH SS 4BL - Front
- 48-8M0123411**
- 13.5 X 28 RH SS 3 BL - Rear
- 48-8M0123412**
- 15 X 28 LH SS 4BL - Front

OEM - QUICKSILVER PROPELLER CROSS REFERENCE

OEM - QUICKSILVER PROPELLER CROSS REFERENCE

EVINRUDE/JOHNSON/OPMC PROP CROSS REFERENCE

Evinrude/Johnson/OMC Prop Cross Reference

OEM	QUICKSILVER
174813	
174816	QS5058X
174817	QA3170R
174926	QS5050X
174950	QA3168R
175190	QA3114R
175191	QA3118R
176214	NLA
176215	NLA
176216	NLA
176421	
176422	
176423	
176571	
176572	
176573	
176574	
176615	QS5052X
176616	
176617	QS5054X
176618	
176619	QS5056X
176620	
176623	
176624	
176625	
176626	QS5052X
176627	QS5054X
176628	QS5056X
176629	
176630	
176902	
176969	QS5052X
176970	QS5054X
176973	
176974	
177034	
177035	
177036	
177042	
380637	NLA
382761	NLA
383629	QA3150R
384460	NLA
386786	
386841	
386907	

OEM	QUICKSILVER
386908	
386909	
387334	QA3178R
388088	QA3152R
388883	
389019	QS5058X
389510	
389512	
389788	NLA
389923	QS5056X
389924	QS5054X
389944	NLA
389948	
389949	
390237	
390380	
390821	
390822	
390823	
390896	NLA
391198	NLA
391199	NLA
391200	QA1912X
391201	QA1916X
391202	QA1918X
391203	QA1920X
391290	QS5052X
391535	QA2008X
391536	QA2004X
391668	NLA
394752	
394753	
394754	
394755	
394759	
394760	
394761	NLA
398502	
398503	
398504	NLA
431390	
3850298	QA2004X
3850299	QA2008X
3850300	QA1912X
3850301	QA1916X
3850302	QA1918X
3850303	QA1920X
3850305	QS5050X
3850307	QS5052X
3850308	QS5054X
3850309	QS5056X
3850310	QS5058X

OEM - QUICKSILVER PROPELLER CROSS REFERENCE

OEM	QUICKSILVER
3850311	QS5052X
3850312	QS5054X
3850313	QS5056X
3850314	QS5058X
3850316	
3850317	
3850318	
3850319	
3850320	
3850321	
3850322	
3850323	
3855142	
3855144	
3855146	
3855152	
3855154	
3855156	NLA
3858026	QS5052X
3858027	QS5054X
3858028	QS5056X
3858029	
3858030	
3858031	
5031619	QA2078X
5031620	NLA
5031623	NLA
5031627	

FORCE PROPELLER CROSS REFERENCE

Force Prop Cross Reference

OEM	QUICKSILVER
16986A45	QS5116X
48-16986A46	QS5116X
48-16988A45	QS5118X
48-16988A46	QS5118X
48-16990A45	
48-16990A46	
48-16992A45	
48-16992A46	
48-16994A45	
48-16994A46	
48-16996A45	
48-16996A46	
48-17314A45	QS5114X
48-17314A46	QS5114X
48-19638A40	NLA
48-19640A40	QA2106R
48-19642A40	NLA
48-19644A5	
48-42738A11	QA2060X
48-42740A11	NLA
48-73132A40	QA2064X

OEM	QUICKSILVER
48-73134A40	QA2074X
48-73136A40	QA2078X
48-73138A40	QA2082X
48-73140A40	QA2084X
48-73144A40	NLA
48-77338A40	QA2030X
48-77338A45	QA2030X
48-77340A40	QA2032X
48-77340A45	QA2032X
48-77342A40	QA2034X
48-77342A45	QA2034X
48-77344A40	QA2036X
48-77344A45	QA2036X
48-77346A40	QA2038X
48-77346A45	QA2038X
48-77348A40	QA2040X
48-77348A45	QA2040X
48-77350A40	QA2042X
48-77350A45	QA2042X
48-816702A40	QA2072X
48-816704A40	QA2076X
48-816706A40	QA2080X
48-827312A11	NLA
48-828148A12	
48-828150A12	NLA
48-828152A12	QA2124R
48-828154A12	QA2126R
48-828156A12	QA2128R
48-828158A12	QA2130R
48-854340A45	QA2026X
48-854342A45	QA2028X
48-855856A5	
48-855858A5	QS5166X
48-855860A5	QS5168X
48-855862A5	QS5170X
48-85632A40	QA2070X
48-87818A11	QA2062X

HONDA PROPELLER CROSS REFERENCE

Honda Prop Cross Reference

OEM	QUICKSILVER
08M60-ZW7-A00	QS5116X
08M60-ZW7-A10	QS5118X
58110-ZV5-E00	QS5170X
58110-ZV5-E10	QS5168X
58110-ZV5-E20	QS5166X
58110-ZV5-E30	
58120-ZW1-V01	QS5118X
58130-ZV4-008AH	NLA
58130-ZV4-009AH	QA3906R
58130-ZV4-010AH	QA3914R
58130-ZV4-030ZA	QA3914R

Not all parts listed are available for the European, C.I.S., Africa and Middle East Markets.
For more information, please contact your local Mercury, Mariner, MerCruiser or Quicksilver Office.

OEM - QUICKSILVER PROPELLER CROSS REFERENCE

OEM	QUICKSILVER
58130-ZV4-701ZA	QA3906R
58130-ZV5-000ZA	QA2074X
58130-ZV5-009AH	QA2062X
58130-ZV5-011AH	NLA
58130-ZV5-012AH	QA2072X
58130-ZV5-012AH	QA2078X
58130-ZV5-013AH	QA2076X
58130-ZV5-013AH	QA2082X
58130-ZV5-014AH	QA2080X
58130-ZV5-015AH	QA2084X
58130-ZV5-015AH	NLA
58130-ZV5-850ZA	QA2070X
58130-ZV5-860ZA	NLA
58130-ZV5-870ZA	QA2084X
58130-ZW1-V11	
58130-ZW1-V31	
58130-ZW1-W01ZA	QA2030X
58130-ZW1-W11ZA	QA2032X
58130-ZW1-W21ZA	QA2034X
58130-ZW1-W31ZA	QA2036X
58130-ZW1-W41ZA	QA2040X
58130-ZW1-W51ZA	QA2042X
58130-ZW1-W61ZA	QA2038X
58130-ZW1-W91	QS5116X
58133-ZV7-012AH	
58133-ZV7-013AH	QS5166X
58133-ZW1-A13AH	QS5114X
58133-ZW1-A15AH	QS5116X
58133-ZW1-A17AH	QS5118X

MERCURY/MARINER/MERCUISER PROP CROSS REFERENCE

Mercury/Mariner/MerCruiser Prop Cross Reference

OEM	QUICKSILVER
8M0055547	48-8M0055559
8M0055548	48-8M0055560
8M0055549	48-8M0055561
8M0055550	48-8M0055562
8M0055551	48-8M0055563
8M0084491	48-8M0055531
8M0084493	48-8M0055533
8M0084494	48-8M0055534
8M0084495	48-8M0055535
8M0084496	48-8M0055536
8M0084497	48-8M0055537
8M0070079	48-8M0103516
8M0070074	48-8M0103517
48-898988A46	48-8M0103518
48-898990A46	48-8M0103519
48-898992A46	48-8M0103520
48-898994A46	48-8M0103521
48-898996A46	48-8M0103522
48-898998A46	48-8M0103523

OEM	QUICKSILVER
48-899900A46	48-8M0103524
48-899902A46	48-8M0103525
48-857024A46	48-8M0103526
48-857025A46	48-8M0103527
48-857026A46	48-8M0103528
48-857027A46	48-8M0103529
48-857028A46	48-8M0103530
48-857029A46	48-8M0103531
48-857030A46	48-8M0103532
48-857031A46	48-8M0103533
48-11324A40	QA2014X
48-11324A45	QA2014X
48-13700A41	QS5006X
48-13700A45	QS5006X
48-13700A46	QS5006X
48-13701A41	QS5007X
48-13701A45	QS5007X
48-13701A46	QS5007X
48-13702A41	QS5008X
48-13702A45	QS5008X
48-13702A46	QS5008X
48-13703A41	
48-13703A45	
48-13703A46	
48-13704A41	NLA
48-13704A45	NLA
48-13704A46	NLA
48-13705A41	
48-13705A45	
48-13705A46	
48-16312A4	QS5050X
48-16312A45	QS5050X
48-16312A46	QS5050X
48-16314A4	QS5052X
48-16314A45	QS5052X
48-16314A46	QS5052X
48-16315A4	
48-16315A45	
48-16315A46	
48-16316A4	QS5054X
48-16316A45	QS5054X
48-16316A46	QS5054X
48-16317A4	
48-16317A45	
4/-16317A46	
48-16318A4	QS5056X
48-16318A45	QS5056X
48-16318A46	QS5056X
48-16319A4	
48-16319A45	
48-16319A46	
48-16320A4	QS5058X
48-16320A45	QS5058X
48-16320A46	QS5058X

OEM - QUICKSILVER PROPELLER CROSS REFERENCE

OEM	QUICKSILVER
48-16321A4	
48-16321A45	
48-16321A46	
48-16322A4	
48-16322A45	
48-16436A40	
48-16436A45	
48-16438A40	QA2006X
48-16438A45	QA2006X
48-16440A40	QA2010X
48-16440A45	QA2010X
48-16543A41	
48-16543A45	
48-16543A46	
48-16544A41	
48-16544A45	
48-16544A46	
48-16545A41	
48-16545A45	
48-16545A46	
48-16546A41	
48-16546A45	
48-16546A46	
48-16547A41	
48-16547A45	
48-16547A46	
48-16548A41	
48-16548A45	
48-16548A46	
48-16549A41	NLA
48-16549A45	NLA
48-16549A46	NLA
48-16550A46	
48-16986A45	QS5116X
48-16986A46	QS5116X
48-16988A45	QS5118X
48-16988A46	QS5118X
48-16990A45	
48-16990A46	
48-16992A45	
48-16992A46	
48-16994A45	
48-16994A46	
48-16996A45	
48-16996A46	
48-17314A45	QS5114X
48-17314A46	QS5114X
48-18278A41	QS5004X
48-18278A45	QS5004X
48-18278A46	QS5004X
48-19638A40	NLA
48-19640A40	QA2106R
48-19642A40	NLA
48-19644A5	

OEM	QUICKSILVER
48-32390A3	QA2032X
48-32390A4	QA2034X
48-35936A3	QA2030X
48-36020A4	QA2004X
48-42738A11	QA2060X
48-42740A11	NLA
48-58826A3	QA2030X
48-61812A1	QA2064X
48-61814A1	QA2064X
48-61816A1	QA2078X
48-61818A1	QA2078X
48-61820A1	QA2082X
48-61822A1	QA2084X
48-61824A1	QA2084X
48-65022A1	QA2034X
48-65022A4	QA2036X
48-65024A1	QA2036X
48-65024A4	QA2038X
48-67280A1	QA2038X
48-67280A4	QA2040X
48-73132A40	QA2064X
48-73134A40	QA2074X
48-73136A40	QA2078X
48-73138A40	QA2082X
48-73140A40	QA2084X
48-73144A40	NLA
48-77338A40	QA2030X
48-77338A45	QA2030X
48-77340A40	QA2032X
48-77340A45	QA2032X
48-77342A40	QA2034X
48-77342A45	QA2034X
48-77344A40	QA2036X
48-77344A45	QA2036X
48-77346A40	QA2038X
48-77346A45	QA2038X
48-77348A40	QA2040X
48-77348A45	QA2040X
48-77350A40	QA2042X
48-77350A45	QA2042X
48-78112A4	QA2000X
48-78112A40	QA2000X
48-78112A45	QA2000X
48-78114A4	QA2004X
48-78114A40	QA2004X
48-78114A45	QA2004X
48-78116A4	QA2008X
48-78116A40	QA2008X
48-78116A45	QA2008X
48-78118A4	QA1912X
48-78118A40	QA1912X
48-78118A45	QA1912X
48-78120A4	QA1916X
48-78120A40	QA1916X

Not all parts listed are available for the European, C.I.S., Africa and Middle East Markets.
 For more information, please contact your local Mercury, Mariner, MerCruiser or Quicksilver Office.

OEM - QUICKSILVER PROPELLER CROSS REFERENCE

OEM	QUICKSILVER
48-48120A45	QA1916X
48-78122A4	QA1918X
48-78122A45	QA1918X
48-78124A4	QA1920X
48-78124A40	QA1920X
48-78124A45	QA1920X
48-78126A4	NLA
48-78126A40	NLA
48-78126A45	NLA
48-79570A4	QA2006X
48-79572A4	QA2010X
48-79574A4	QA2014X
48-79576A4	QA1918X
48-79578A4	QA1920X
48-81649M	QA3808R
48-816702A40	QA2072X
48-816704A40	QA2076X
48-816706A40	QA2080X
48-827312A11	NLA
48-82764	QA3178R
48-828148A12	
48-828150A12	NLA
48-828152A12	QA2124R
48-828154A12	QA2126R
48-828156A12	QA2128R
48-828158A12	QA2130R
48-82826M	
48-832828A45	QA1912X
48-832830A45	QA1916X
48-832832A45	QA1918X
48-832834A45	QA1920X
48-834850A45	
48-834851A45	
48-834852A45	
48-834853A45	
48-834854A45	
48-834855A45	
48-84976M	QA3810R
48-854340A45	QA2026X
48-854342A45	QA2028X
48-855856A5	
48-855858A5	QS5166X
48-855860A5	QS5168X
48-855862A5	QS5170X
48-85632A40	QA2070X
48-87818A11	QA2062X
48-90159A41	QS5005X
48-90159A45	QS5005X
48-90159A46	QS5005X
48-96623M	QA3152R
48-96625M	QA3150R

SUZUKI PROPELLER CROSS REFERENCE

Suzuki Prop Cross Reference

OEM	QUICKSILVER
58100-93733-019	
58100-93743-019	NLA
58100-93773-09	
58100-94313-019	QA2078X
58100-95222-019	NLA
58100-95353-019	NLA
58100-95363-019	
58100-95382-019	NLA
58100-95500-019	QA2208X
58100-95511-019	QA2206X
58100-95521-019	NLA
58100-95530-019	NLA
58100-96370-019	NLA
58100-96420-019	
58100-96430-019	NLA
58100-96440-019	NLA
58100-96480-019	NLA
58100-96490-019	NLA
99105-00100-16P	
99105-00100-18P	
99105-00100-22P	
99105-00101-20P	
99105-00101-24P	NLA
99105-00200-16P	QS5050X
99105-00200-18P	QS5052X
99105-00200-20P	
99105-00200-22P	
99105-00200-24P	
99105-00200-26P	
99105-00203-23P	NLA
99105-0020L-18P	
99105-0020L-20P	
99105-0020L-22P	
99105-0020L-24P	
99105-0020L-26P	NLA
99105-00301-24P	NLA

TOHATSU/NISSAN PROPELLER CROSS REFERENCE

Tohatsu/Nissan Prop Cross Reference

OEM	QUICKSILVER
35364-1040M	
35364-1050M	
35364-1060M	
35364-1090M	
3B764-5230M	QA2026X
3B764-5270M	QA2030X
3B764-5320M	QA2032X

OEM - QUICKSILVER PROPELLER CROSS REFERENCE

OEM	QUICKSILVER
3B764-5360M	QA2034X
3B764-5410M	QA2036X
3B764-5451M	QA2038X
3B764-5490M	QA2040X

OEM	QUICKSILVER
854983-4	
854993-3	NLA
854997-4	
854998-2	

VOLVO PROPELLER CROSS REFERENCE

Volvo Prop Cross Reference

OEM	QUICKSILVER
3858026	QS5052X
3858029	
3858030	
3858031	
3850298-5	QA2004X
3850299-3	QA2008X
3850300-9	QA1912X
3850301-7	QA1916X
3850302-5	QA1918X
3850303-5	QA1920X
3850305-8	QS5050X
3850307-7	QS5052X
3850308-2	QS5054X
3850309-0	QS5056X
3850310-8	QS5058X
3850311-6	QS5052X
3850312-4	QS5054X
3850313-2	QS5056X
3850314-0	QS5058X
3850316-5	
3850317-3	
3850318-1	
3850319-9	
3850320-7	
3850321-5	
3850322-3	
3850323-1	
3855142-0	
3855144-6	
3855146-1	
3855152-9	
3855154-5	
3855156-0	NLA
3858027-0	QS5054X
3858028-8	QS5056X
814612-8	NLA
814616-9	NLA
814627-6	NLA
814628-4	NLA
814629-2	NLA
814633-4	NLA
814634-2	NLA
851139-6	
854979-2	
854982-6	

YAMAHA PROPELLER CROSS REFERENCE

Yamaha Prop Cross Reference

OEM	QUICKSILVER
651-45947-00-36	QA3150R
653-45941-01-36	QA3152R
663-45930-00-98	QS5168X
663-45947-02-EL	QA2070X
663-45949-01-EL	NLA
663-45956-01-EL	QA2062X
663-45958-01-EL	QA2082X
663-45970-60-98	
663-45974-30-98	QS5168X
663-45974-60-98	QS5166X
663-45976-00-98	QS5170X
663-45976-30-98	QS5170X
664-45945-00-EL	QA3808R
664-45947-01-EL	QA3810R
664-45949-02-EL	
664-45954-00-EL	
683-45943-00-EL	QA3914R
683-45945-00-EL	QA3906R
683-45947-00-EL	NLA
688-45930-02-98	QS5118X
688-45932-60-98	QS5114X
688-45970-03-98	
688-45972-02-98	
688-45974-02-98	
688-45976-01-98	
688-45978-60-98	QS5116X
6E5-45941-00-EL	QA2038X
6E5-45943-00-EL	QA2040X
6E5-45945-01-EL	QA2036X
6E5-45947-00-EL	QA2034X
6E5-45949-00-EL	QA2032X
6E5-45952-00-EL	QA2042X
6E5-45954-00-EL	QA2030X
6G5-45941-00-98	QA2008X
6G5-45943-01-98	QA1918X
6G5-45945-01-98	QA1916X
6G5-45947-01-98	QA1912X
6G5-45949-00-98	QA1920X
6G5-45952-00-98	QA2010X
6G5-45970-02-98	QS5050X
6G5-45972-02-98	QS5056X
6G5-45974-03-98	QS5054X
6G5-45976-01-98	QS5058X
6G5-45978-03-98	QS5052X
6H5-45943-00-EL	QA2078X

Not all parts listed are available for the European, C.I.S., Africa and Middle East Markets.
For more information, please contact your local Mercury, Mariner, MerCruiser or Quicksilver Office.

OEM - QUICKSILVER PROPELLER CROSS REFERENCE

OEM	QUICKSILVER
6H5-45945-00-EL	QA2070X
6H5-45952-00-EL	QA2064X
6H5-45958-00-EL	QA2074X
6K1-45972-01-98	
6K1-45974-02-98	
6K1-45976-00-98	
6K1-45978-02-98	
6R1-45970-A0-00	QS5007X
6R1-45972-A0-00	
6R1-45974-A0-00	
6R1-45978-A0-00	QS5005X
6R4-45970-A0-00	QS5006X
6R4-45972-A0-00	QS5008X
6R4-45974-A0-00	
6R4-45978-A0-00	QS5004X
MAR-GYT3B-L6-18	
MAR-GYT3B-L6-20	
MAR-GYT3B-L6-22	
MAR-GYT3B-V6-18	
MAR-GYT3B-V6-20	
MAR-GYT3B-V6-22	
MAR-GYT3B-V6-24	

HISTORICAL PROPELLER CHARTS

MERCURY ELECTRIC MOTORS

Thruster Gear Drive #577

Nut 79719 - NLA Pin 17-70733 Retainer 79719 - NLA

PART NO.	DIAMETER	PITCH	MATERIAL	BLADES	ROTATION
18024A 4	10-1/2	6	PL BL	2	RH
18430A 4	10-1/2	6	PL CL	2	RH
72426	10-1/2	6	PL	2	RH
77970	10-1/2	6	PL	2	RH
85644	10-1/2	6	PL	2	RH
85646	10-1/2	6	PL	2	RH
87842A 2	10-1/2	6	PL	2	RH
87844A 2	10-1/2	6	PL	2	RH
N.L.A.	10	6	PL	2	RH

Thruster Direct Drive

Nut 79719 - NLA Washer 26-72462 Pin 17-70733

PART NO.	DIAMETER	PITCH	MATERIAL	BLADES	ROTATION
17530A__	9	3.2	PL BL	2	RH
18530A__	9-1/4	3.2	PL CL	2	RH
N.L.A.	9-1/4	3-1/4	PL BL	2	RH
	9-1/4	3-1/4	PL CL	2	RH
18512A__	9-1/4	3-1/4	PL CL	2	RH

Thruster R33, RX33, T33, R45, FL45, RX45, T45

Nut 818911-2 Washer 23-35935 Pin 17-70733

PART NO.	DIAMETER	PITCH	MATERIAL	BLADES	ROTATION
813728A 3	11	5	PL BL	2	RH
	11	5	PL CL	2	RH

Thruster (MotorGuide Built)

PART NO.	DIAMETER	PITCH	MATERIAL	BLADES	ROTATION
824236T	9-1/2	2-5/8	PL CL	2	RH
48-MAF12406T	10	3-1/2	PL CL	2	RH

MERCURY OUTBOARD

Merc 2.5/3.3 A856377 and Up

Shear Pin 17-815111 (ALProp), 17-815111--1 (PL Prop) Cotter Pin 18-95295

PART NO.	DIAMETER	PITCH	MATERIAL	BLADES	ROTATION
48-815083A01	7-3/8	6	PL	3	RH
48-815083A02	7-3/8	7	PL	3	RH
48-815084A01	7-3/8	7	AL	3	RH
48-815084A02	7-3/8	7	AL w/rubber hub	3	RH

Merc 3.5 & 3.6

Thrust Hub (Fwd) 70588 Thrust Hub (Rear) 93356 - NLA Nut 11-826709 11

PART NO.	DIAMETER	PITCH	MATERIAL	BLADES	ROTATION	STATUS
93357A__	8	7	PL	3		N.L.A.

HISTORICAL PROPELLER CHARTS

MERC 39 & 60 (1967 and OLDER - 6 SPLINE HUB)

N.L.A. = 48-34398A 1

N.L.A. = 48-34398A 1 Collar 23-33582 -N.L.A. Washer 12-30524 -N.L.A. Washer 12-20084 Nut 11-826709 11

PART NO.	DIAMETER	PITCH	MATERIAL	BLADES	ROTATION	STATUS
30382A 1	8	8	AL	2	RH	N.L.A.
31105A 1	7-7/8	8	AL	2	RH	N.L.A.
31214A 1	8-1/4	6	AL	2	RH	N.L.A.
45890A 1	8-7/8	5	AL	3	RH	N.L.A.
37320A 1	9	4	AL	2	RH	N.L.A.

Merc 39/60(1968 and UP-8 SPLINE HUB)-Merc 40(1CYL)

NLA = 48-47920A1, 48-47938A1

Thrust Hub 86665A1 Spacer 11-64075A1 Washer 12-27025 Nut 11-34933

PART NO.	DIAMETER	PITCH	MATERIAL	BLADES	ROTATION	STATUS
47940A 1	8-1/4	6	AL	2		N.L.A.
47944A 1	8-7/8	5	AL	3		N.L.A.

MERC 40 (2 CYL.)

S/N 5805430 and Below Thrust Hub (Fwd) 70588 - NLA Thrust Hub (Rear) 70589 Nut 11-826709 11

S/N 5805431 and Up Thrust Hub (Fwd) 70588 - NLA Thrust Hub (Rear) 93356 Nut 11-826709 11

PART NO.	DIAMETER	PITCH	MATERIAL	BLADES	ROTATION	STATUS
70453A 1	8	7	PL	3	LH	N.L.A.
86903A 1	8 (7.9)	6-3/8 (6.3)	PL	3	LH	N.L.A.

MERC 45 & 4.5

NLA = 48-65010A1, 48-65012A1

Collar 86665A1 Spacer 23-65439 Nut 11-89013 - NLA

PART NO.	DIAMETER	PITCH	MATERIAL	BLADES	ROTATION	STATUS
77716A 1	8-1/4	7	AL	2	RH	N.L.A.
77716A10	8-1/4	7	AL	2	RH	N.L.A.
63494A 1	8-1/4	6	AL	2	RH	N.L.A.
63494A10	8-1/4	6	AL	2	RH	N.L.A.
94118A 1	8-1/2	5	AL	3	RH	N.L.A.
94118A10	8-1/2	5	AL	3	RH	N.L.A.

MERC 4/5 A809601 and UP

Thrust Hub 16145Q01 Washer 12-16146 Nut 11-16147

PART NO.	DIAMETER	PITCH	MATERIAL	BLADES	ROTATION
16143	8-3/8	8	AL	3	RH
16142	8-3/8	7	AL	3	RH
	8-3/8	6	AL	3	RH
16836A 1	8-3/8	6	AL - HIGH REVERSE	3	RH
48-812949A02	7-7/8	7	AL	3	RH

PART NO.	DIAMETER	PITCH	MATERIAL	BLADES	ROTATION
48-812950A02	7-7/8	8	AL	3	RH
48-812951A02	7-7/8	6	HIGH REVERSE	3	RH

MARK 6 & 6A

PART NO.	DIAMETER	PITCH	MATERIAL	BLADES	ROTATION	STATUS
23919A 1						N.L.A.
25774						N.L.A.

Mercury 75 (7.5HP) and 110 (9.8HP)

Mercury 75 (7.5HP) and 110(9.8) 1968-1984
 8 Spline
 1968 thru 1978 - Thrust Hub 86665A1 Spacer 11-64075A1 Nut 11-46335 Washer 12-27025
 1972 thru 1978 - Nut 11-64075A1

Length	Current MPH	Propeller Size	Material	Blades	Style	Quicksilver P/N	OEM P/N
To 15'	Up to 20	9 X 9 RH	AL	2	Black Diamond		

MERC 110 (1967 and OLDER - 6 SPLINE HUB)

NLA = 48-34400A1, 37318A1
 Collar 12-31980A2 Washer 12-30524 - NLA Washer 12-20084 Nut 11-826709__11

PART NO.	DIAMETER	PITCH	MATERIAL	BLADES	ROTATION	STATUS
31504A 1	9	10	AL	2	RH	N.L.A.
32364A 1	9	9	AL	2	RH	N.L.A.

MARK 10 & MERC 100

PART NO.	DIAMETER	PITCH	MATERIAL	BLADES	ROTATION	STATUS
26608A 1						N.L.A.

MERC 6/8/9.9/9.9 4-STROKE/15 A197112 and UP

Forward Thrust Hub - Design I Propeller Shaft (Full length spines on propeller shaft) 821932 Thrust Hub for New Propellers, 42037 Thrust Hub for Old Propellers; Design II Propeller Shaft (Half length splines on propeller shaft) 821932--1 Thrust Hub for N

PART NO.	DIAMETER	PITCH	MATERIAL	BLADES	ROTATION
42522A__	9	9	AL	3	RH
42520A__	9-1/4	7	AL	3	RH
42524A__	9-3/4	6-1/2	AL - HIGH REVERSE	3	RH
42518A__	9-3/4	5-1/2	AL WORKBOAT	3	RH
17874A12	9	10-1/2	AL	3	RH

PART NO.	DIAMETER	PITCH	MATERIAL	BLADES	ROTATION
48-828158A12	9	10-1/2	AL	3	RH
48-828156A12	9	9	AL	3	RH
48-828154A12	9	8	AL	3	RH
48-828152A12	9-1/4	7	AL	3	RH
48-828150A12	9-3/4	6-1/2	AL	3	RH
48-828150A12	9-3/4	5-1/2	AL	3	RH

MARK 15-20-25-30

PART NO.	DIAMETER	PITCH	MATERIAL	BLADES	ROTATION	STATUS
20325A 1						N.L.A.
23647A 1						N.L.A.
25518A 1						N.L.A.
25551A 1						N.L.A.
25662A 1						N.L.A.
25419A 2						N.L.A.

OLD MARK 15A & MERC 150 (15Hp)

PART NO.	DIAMETER	PITCH	MATERIAL	BLADES	ROTATION	STATUS OR SUPERSESSION
27787A 1						N.L.A.
28880A 1						N.L.A.

HISTORICAL PROPELLER CHARTS

MERC 18 & 25 (Standard Propellers)

Thrust Hub 858498 Nut 11-88228

PART NO.	DIAMETER	PITCH	MATERIAL	BLADES	ROTATION
43590A40	10-1/4	14-1/2C	AL	3	RH
89854A 4	10-1/4	14-1/2C	AL	3	RH
19642A40	10-3/8	14-1/2C	AL	3	RH
43586A40	10-3/8	13C	AL	3	RH
86848A 4	10-3/8	13C	AL	3	RH
19640A40	10-3/8	13C	AL	3	RH
43588A 5	10-3/8	13C	SS	3	RH
90780A 4	10-3/8	13C	SS	3	RH
19644A 5	10-3/8	13C	SS	3	RH
43584A40	10-3/8	11C	AL	3	RH
89852A 4	10-3/8	11C	AL	3	RH

PART NO.	DIAMETER	PITCH	MATERIAL	BLADES	ROTATION
19638A40	10-3/8	11C	AL	3	RH
43582A10	10-3/8	9-1/2	AL	3	RH
89850A 1	10-3/8	9-1/2	AL	3	RH
19636A10	10-3/8	9-1/2	AL	3	RH

MERC 18 & 25 (Chopper Propellers)

Thrust Hub 858498 Nut 11-88228

PART NO.	DIAMETER	PITCH	MATERIAL	BLADES	ROTATION
92764A 4	10-3/8	18C	SS	3	RH
92764A 5	10-3/8	18C	SS	3	RH
43592A61	10-3/8	18C	SS	3	RH

Mercury 200 (20HP)

MERC 200 (20Hp) 1963-1979

8 Tooth Spline

Thrust Hub 23-85964A1, Spacer 23-85964A1, Nut 11-64075A1

Length	Current MPH	Propeller Size	Material	Blades	Style	Quicksilver P/N	OEM P/N	Hub System
To 14'	18-22	9-7/8 X 11 RH	AL	2	Black Diamond	N.L.A.	N.L.A.	Rubber Bushing
14-16	up to 20	10 X 9 RH	AL	3	Black Diamond	N.L.A.	N.L.A.	Rubber Bushing

MARK 28/28A & MERC 200/250 AUTO. TRANS.

PART NO.	DIAMETER	PITCH	MATERIAL	BLADES	ROTATION	STATUS
28036A 1						N.L.A.
28037A 1						N.L.A.
28038A 1						N.L.A.

MARK 50 & 55 (14 SPLINE HUB)

PART NO.	DIAMETER	PITCH	MATERIAL	BLADES	ROTATION	STATUS
22105A 1						N.L.A.
22575A 1						N.L.A.
22636A 1						N.L.A.
22814A 1						N.L.A.
22914A 1						N.L.A.
23586A 1						N.L.A.
23587A 1						N.L.A.
26666A 1						N.L.A.
27028A 1						N.L.A.

MARK 35A/55/55A/58/58A & MERC 300/350/400/500

(11 SPLINE HUB, NON-THRU HUB EXHAUST)

PART NO.	DIAMETER	PITCH	MATERIAL	BLADES	ROTATION	STATUS
22105A 2						N.L.A.
22575A 2						N.L.A.
22636A 2						N.L.A.
22814A 2						N.L.A.
22914A 2						N.L.A.
23586A 2						N.L.A.
23587A 2						N.L.A.
25773A 2						N.L.A.
26666A 2						N.L.A.

HISTORICAL PROPELLER CHARTS

PART NO.	DIAMETER	PITCH	MATERIAL	BLADES	ROTATION	STATUS
27028A 2						N.L.A.
28765A 2						N.L.A.
29296A 2						N.L.A.
29958A 2						N.L.A.
29986A 2						N.L.A.

MERC 350/450/500/500SS

(11 SPLINE HUB, THRU HUB EXHAUST)

Thrust Hub 38859A1 Washer 12-32007 Nut 11-69578Q1

DIAMETER	MATERIAL	BLADES	Style	Quicksilver P/N	OEM P/N
10-3/4 X 10 RH	AL	3	Black Diamond	N.L.A.	N.L.A.

Merc 400/402/500/Merc 650/700 (3 Cyl)/Merc 35-70

Merc 35-70 (13 Spline Hub)

NLA = 48-56228A1, 48-56228A4, 48-56230A1, 48-56230A4, 48-56250A1, 48-56250A4, 48-63452A1, 48-63452A4, 48-64726A1, 48-64726A4
48-63538A4, 48-56232A4, 48-56252A4, 48-63454A4, 48-63540A4, 48-63546A1, 48-63460A1, 48-63548A1, 48-63

PART NO.	DIAMETER	PITCH	MATERIAL	BLADES	ROTATION	STATUS OR SUPERSESSION
73146A 4	10	19C	AL	3	RH	73146A40
73146A40	10	19C	AL	3	RH	AVAIL.
64724A 1 & A 2	10-3/4	17	AL	3	RH	73144A40
64724A 4	10-3/4	17C	AL	3	RH	73144A40
73144A 4	10	17C	AL	3	RH	73144A40
73144A40	10	17C	AL	3	RH	AVAIL.
61824A 1 & A 2	10-3/4	16	AL	3	RH	73140A40
61824A 4	10-3/4	16C	AL	3	RH	73144A40
63538A 1	10-3/4	16	BR	3	RH	73140A40
73142A 4	10	16C	AL	3	RH	73142A40
73142A40	10	16C	AL	3	RH	AVAIL.
73138A40	10	16C	AL	3	RH	91818A 5
91818A 4	10	16C	SS	3	RH	91818A 5
73138A40	10	16C	SS	3	RH	AVAIL.
91818A 5	10	16C	SS	3	RH	AVAIL.
73138A40	10	16C	SS	3	RH	AVAIL.
56232A 1	10-3/4	15	AL	3	RH	73136A40
73136A40	10-3/4	15	AL	3	RH	AVAIL.
56252A 1	10-3/4	15	BR	2	RH	73136A40
73136A40	10-3/4	15	BR	2	RH	AVAIL.
63454A 1	10-3/4	15	BR	2	RH	73136A40
73136A40	10-3/4	15	BR	2	RH	AVAIL.
63540A 1	11	15	BR	3	RH	73140A40
73140A 4	10-1/8	15	AL	3	RH	73140A40
73140A40	10-1/8	15C	AL	3	RH	AVAIL.
61822A 1	11	15	AL	3	RH	73140A40
61822A 4	11	15C	AL	3	RH	73140A40
76232A 4	10-1/8	15C	SS	3	RH	855862A 5
855862A 5	10-1/8	15C	SS	3	RH	AVAIL.
76232A5	10-1/8	15C	SS	3	RH	855862A 5
855862A 5	10-1/8	15C	SS	3	RH	AVAIL.
61820A 1 & A 2	11-1/4	14	AL	3	RH	73138A40
61820A 4	11-1/4	14C	AL	3	RH	73138A40
63542A 1	11-1/4	14	BR	3	RH	73138A40
63542A 4	11-1/4	14C	BR	3	RH	73140A40

Not all parts listed are available for the European, C.I.S., Africa and Middle East Markets.
For more information, please contact your local Mercury, Mariner, MerCruiser or Quicksilver Office.

HISTORICAL PROPELLER CHARTS

PART NO.	DIAMETER	PITCH	MATERIAL	BLADES	ROTATION	STATUS OR SUPERSESION
73138A 4	10-1/4	14C	AL	3	RH	73138A40
73138A40	10-1/4	14C	AL	3	RH	AVAIL.
76230A 4	10-1/4	14C	SS	3	RH	855860A 5
76230A 5	10-1/4	14C	SS	3	RH	855860A 5
56236A 1	10-3/4	13	AL	3	RH	73136A40
56236A 4	10-3/4	13C	AL	3	RH	73136A40
56234A 1	11	13	AL	2	RH	73136A40
56234A 4	11	13C	AL	2	RH	73136A40
56254A 1	11	13	BR	2	RH	73136A40
56254A 4	11	13C	BR	2	RH	73136A40
61818A 1 & A2	11-1/2	13	AL	3	RH	73136A40
61818A 4	11-1/2	13C	AL	3	RH	73136A40
63456A 1	11	13	BR	2	RH	73136A40
63456A 4	11	13C	BR	2	RH	73136A40
63544A 1	11-1/2	13	BR	3	RH	73136A40
63544A 4	11-1/2	13C	BR	3	RH	73136A40
73136A40	10-3/8	13C	AL	3	RH	AVAIL.
73136A40	10-3/8	13C	AL	3	RH	AVAIL.
76228A 4	10-3/8	13C	SS	3	RH	855858A 5
76228A 5	10-3/8	13C	SS	3	RH	855858A 5
73134A40	10-3/8	13C	SS	3	RH	AVAIL.
56238A 1	11	12	AL	2	RH	73136A40
73134A40	11	12	AL	2	RH	AVAIL.
56238A 4	11	12C	AL	2	RH	73136A40
73134A40	11	12C	AL	2	RH	AVAIL.
56240A 1	10-3/4	12	AL	3	RH	73136A40
73134A40	10-3/4	12	AL	3	RH	AVAIL.
56240A 4	10-3/4	12C	AL	3	RH	73136A40
73134A40	10-3/4	12C	AL	3	RH	AVAIL.
56256A 1	11	12	BR	2	RH	73136A40
73134A40	11	12	BR	2	RH	AVAIL.
56256A 4	11	12C	BR	2	RH	73136A40
73134A40	11	12C	BR	2	RH	AVAIL.
61816A 1	11-3/4	12	AL	3	RH	73136A40
61816A 4	11-3/4	12C	AL	3	RH	73136A40
73134A40	11-3/4	12C	AL	3	RH	AVAIL.
63458A 1	11	12	BR	2	RH	73136A40
73136A40	11	12	BR	2	RH	AVAIL.
63458A 4	11	12C	BR	2	RH	73136A40
73136A40	11	12C	BR	2	RH	AVAIL.
63546A 4	11-3/4	12C	BR	3	RH	73136A40
73134A 4	10-5/8	12C	AL	3	RH	73134A40
73134A40	10-5/8	12C	AL	3	RH	AVAIL.
79792A 4	10-5/8	12C	SS	3	RH	855856A 5
79792A 5	10-5/8	12C	SS	3	RH	855856A 5
73132A40	10-5/8	12C	SS	3	RH	AVAIL.
56242A 1	11	11	AL	2	RH	NLA
56242A 4	11	11C	AL	2	RH	73136A40
73136A40	11	11C	AL	2	RH	AVAIL.
56244A 1	10-3/4	11	AL	3	RH	NLA
56244A 4	10-3/4	11C	AL	3	RH	73136A40
73136A40	10-3/4	11C	AL	3	RH	AVAIL.
56258A 1	11	11	BR	2	RH	NLA
56258A 4	11	11C	BR	2	RH	73136A40

HISTORICAL PROPELLER CHARTS

PART NO.	DIAMETER	PITCH	MATERIAL	BLADES	ROTATION	STATUS OR SUPERSESSION
73136A40	11	11C	BR	2	RH	AVAIL.
61814A 1 & A2	12	11	AL	3	RH	73132A40
61814A 4	12	11C	AL	3	RH	73132A40
63460A 4	11	11C	BR	2	RH	73136A40
73136A40	11	11C	BR	2	RH	AVAIL.
85632A 4	10-7/8	11C	AL	3	RH	85632A40
85632A40	10-7/8	11C	AL	3	RH	AVAIL.
42740A10	12	10-1/2C	AL	3	RH	42740A11
42740A11	12	10-1/2C	AL	3	RH	AVAIL.
61812A 1	12-1/4	10	AL	3	RH	73132A40
61812A 4	12-1/4	10C	AL	3	RH	73132A40
73132A 4	11-1/4	10C	AL	3	RH	73132A40
73132A40	11-1/4	10C	AL	3	RH	AVAIL.
62274A 1 & A2	12-1/4	9	AL	3	RH	73132A40
62274A 4	12-1/4	9C	AL	3	RH	73132A40
87818A 1	12-1/4	9	AL	3	RH	87818A11
87818A10	12-1/4	9C	AL	3	RH	87818A11
97868A 1	12-1/4	9	SS	3	RH	97868A10
97868A 5	12-1/4	9	SS	3	RH	97868A10
42738A10	12-1/2	8C	AL	3	RH	42738A11

Merc 700/800 Direct Reversing-RH Rotation

Includes Merc 650 (4 Cyl.) Thru 1500/Mercury 75/90 (3 Cyl.), 100/115 (4 Cyl.) and Inline 6 Cyl.

NLA = 48-49624A4, 48-49628A4, 48-49622A4, 48-49626A4, 48-46162A4, 48-49620A4, 48-46160A4, 48-49618A4, 48-46158A4, 48-49616A4
48-59138A4, 48-30870A1, 48-31448

Part No.	Diameter	Pitch	Material	Blades	Rotation	Status or Supersession
52012A3	13	25	AL	3	RH	77350A45
52012A4	13	25C	AL	3	RH	16996A36
72758A4	12-5/8	25C	SS	3	RH	16996A36
72758A5	12-5/8	25C	SS	3	RH	16996A36
31082A1	13-3/4	23	AL	2	RH	77344A45
77344A45	13-3/4	23	AL	2	RH	AVAIL.
32386A3	13-3/4	23	AL	2	RH	77348A45
32386A4	13-3/4	23C	AL	2	RH	77350A45
52008A3	13	23	AL	3	RH	77348A45
52008A4	13	23C	AL	3	RH	77350A45
65736A1	13	23	AL	3	RH	77348A45
65736A4	13	23C	AL	3	RH	77350A45
66140A1	13	23	SS	3	RH	16994A36
66140A4	13	23C	SS	3	RH	16994A36
72760A4	12-3/4	23C	SS	3	RH	16994A36
72760A5	12-3/4	23C	SS	3	RH	16994A36
77350A4	12-1/2	23C	AL	3	RH	77350A45
77350A40	12-1/2	23C	AL	3	RH	77350A45
31454A3	13-3/4	21	AL	2	RH	77346A45
31454A4	13-3/4	21C	AL	2	RH	77348A45
32746A3	13	21	AL	3	RH	77346A45
32746A4	13	21C	AL	3	RH	77348A45
49632A3	13-3/4	21	AL	2	RH	77346A45
49632A4	13-3/4	21C	AL	2	RH	77348A45
53892A3	13-3/4	21	AL	3	RH	77346A45
53892A4	13-3/4	21C	AL	3	RH	77348A45
63744A1	13-1/4	21	SS	3	RH	16992A36

Not all parts listed are available for the European, C.I.S., Africa and Middle East Markets.
For more information, please contact your local Mercury, Mariner, MerCruiser or Quicksilver Office.

HISTORICAL PROPELLER CHARTS

HISTORICAL PROPELLER CHARTS

Part No.	Diameter	Pitch	Material	Blades	Rotation	Status or Supersession
63744A4	13-1/4	21C	SS	3	RH	16992A36
67280A1	13	21	AL	3	RH	77346A45
67280A4	13	21C	AL	3	RH	77348A45
72500A4	13	21C	SS	3	RH	16992A36
72500A5	13	21C	SS	3	RH	16992A36
77348A4	12-3/4	21C	AL	3	RH	77348A45
77348A40	12-3/4	21C	AL	3	RH	77348A45
30388A1	13-1/4	19	BR	2	RH	NLA
31080A1	13-1/4	19	BR	2	RH	NLA
31456A3	13-3/4	19	BR	2	RH	NLA
31456A4	13-3/4	19C	BR	2	RH	77346A45
32388A3	13-3/4	19	AL	3	RH	NLA
32388A4	13-3/4	19C	AL	3	RH	77346A45
32748A3	13	19	BR	3	RH	NLA
32748A4	13	19C	BR	3	RH	77346A45
32750A3	13	19	AL	3	RH	NLA
32750A4	13	19C	AL	3	RH	77346A45
53896A3	13-3/4	19	AL	3	RH	77344A45
53896A4	13-3/4	19C	AL	3	RH	77346A45
65024A1	13-3/4	19	AL	3	RH	77344A45
65024A4	13-3/4	19C	AL	3	RH	77346A45
65588A1	13	19	AL	3	RH	NLA
65588A4	13	19C	AL	3	RH	77346A45
66138A1	13-1/2	19	SS	3	RH	16990A36
66138A4	13-1/2	19C	SS	3	RH	16990A36
72762A4	13-1/4	19C	SS	3	RH	16990A36
72762A5	13-1/4	19C	SS	3	RH	16990A36
77346A4	13	19C	AL	3	RH	77346A45
77346A40	13	19C	AL	3	RH	77346A45
16988A5	13	18C	SS	3	RH	16988A36
29658A1/A2/A3	13	17	BR	2	RH	77344A45
77344A45	13	17	BR	2	RH	AVAIL.
29658A4	13	17C	BR	2	RH	NLA
30390A1	13-3/4	17	BR	3	RH	77344A45
77344A45	13-3/4	17	BR	3	RH	AVAIL.
31072A2 & A3	13	17	AL	2	RH	77344A45
77344A45	13	17	AL	2	RH	AVAIL.
31072A4	13	17C	AL	2	RH	NLA
31458A3	13	17	BR	3	RH	77344A45
77344A45	13	17	BR	3	RH	AVAIL.
31458A4	13	17C	BR	3	RH	77344A45
32264A3	13	17	AL	3	RH	77344A45
77344A45	13	17	AL	3	RH	AVAIL.
32264A4	13	17C	AL	3	RH	77344A45
37902A2	12	17	AL	3	RH	77344A45
37902A3	12	17	AL	3	RH	77344A45
37902A4	12	17C	AL	3	RH	NLA
53900A3	14	17	AL	3	RH	77342A45
53900A4	14	17C	AL	3	RH	77344A45
65022A1	14	17	AL	3	RH	77342A45
65022A4	14	17C	AL	3	RH	77344A45
854360A45	14	17C	AL	3	RH	AVAIL.
65748A1	13	17	AL	3	RH	77344A45
77344A45	13	17	AL	3	RH	AVAIL.

HISTORICAL PROPELLER CHARTS

Part No.	Diameter	Pitch	Material	Blades	Rotation	Status or Supersession
65748A4	13	17C	AL	3	RH	77344A45
72764A4	13-1/2	17C	SS	3	RH	16988A36
72764A5	13-1/2	17C	SS	3	RH	16988A36
77344A4	13-1/4	17C	AL	3	RH	77344A45
77344A40	13-1/4	17C	AL	3	RH	77344A45
16986A5	13-1/8	16C	SS	3	RH	16986A36
29660A1	13	15	BR	2	RH	77344A45
29660A4	13	15C	BR	2	RH	77344A45
31074A2 & A3	13	15	AL	2	RH	77344A45
31074A4	13	15C	AL	2	RH	77344A45
32390A3	14	15	AL	3	RH	77340A45
32390A4	14	15C	AL	3	RH	77342A45
37900A2	12-1/2	15	AL	3	RH	77344A45
37900A3	12-1/2	15	AL	3	RH	77344A45
37900A4	12-1/2	15C	AL	3	RH	77344A45
77342A4	13-3/4	15C	AL	3	RH	77342A45
77342A40	13-3/4	15C	AL	3	RH	77342A45
87444A4	13-3/4	15C	SS	3	RH	17314A36
87444A5	13-3/4	15C	SS	3	RH	17314A36
17314A5	13-3/8	14C	SS	3	RH	17314A36
29662A4	13-1/2	13C	BR	2	RH	77344A45
31076A4	13-1/2	13C	AL	2	RH	77344A45
32392A3	13-1/2	13	AL	3	RH	77338A45
32392A4	13-1/2	13C	AL	3	RH	77340A45
37898A4	13	13C	AL	3	RH	77344A45
58826A3	14	13	AL	3	RH	77338A45
58826A4	14	13C	AL	3	RH	77340A45
77340A4	14	13C	AL	3	RH	77340A45
77340A40	14	13C	AL	3	RH	77340A45
17312A5	14	12C	SS	3	RH	17312A36
12606A5	14	12C	SS	3	RH	17312A36
30396A1 & A3	14	11	AL	3	RH	77338A45
30396A4	14	11C	AL	3	RH	77340A45
35936A3	14	11	AL	3	RH	77338A45
35936A4	14	11C	AL	3	RH	77340A45
77338A4	14	11	AL	3	RH	77338A45
77338A40	14	11C	AL	3	RH	77338A45
17310A5	14	10C	SS	3	RH	17310A36
12604A5	14	10C	SS	3	RH	17310A36

Mercury V-6 Models (W/Large Gearcase 4-3/4 Inch)

Standard Propeller

1976 and 1977 - Thrust Hub - 72894 - NLA Washer 12-31211A3 Tab Washer 14-816629 Nut 11-52707Q1

1978 and Up - Thrust Hub - 12-835467 1 Washer 12-31211A3 Tab Washer 14-816629 Nut 11-52707Q1

Part No.	Diameter	Pitch	Material	Blades	Rotation	Status or Supersession
73514A4	13-3/8	25C	AL	3	RH	78126A45
78126A4	13-3/8	25C	AL	3	RH	78126A45
78126A40	13-3/8	25C	AL	3	RH	78126A45
79796A4	13-3/8	25C	SS	3	RH	16550A46
16550A46	13-3/8	25C	SS	3	RH	Avail.
79796A5	13-3/8	25C	SS	3	RH	16550A46
16550A46	13-3/8	25C	SS	3	RH	Avail.
75724A4	13-1/2	23C	SS	3	RH	16320A46
75724A5	13-1/2	23C	SS	3	RH	16320A46

Not all parts listed are available for the European, C.I.S., Africa and Middle East Markets.
 For more information, please contact your local Mercury, Mariner, MerCruiser or Quicksilver Office.

HISTORICAL PROPELLER CHARTS

Part No.	Diameter	Pitch	Material	Blades	Rotation	Status or Supersession
16322A4	13-3/8	25C	SS	3	RH	16550A46
16550A46	13-3/8	25C	SS	3	RH	Avail.
16322A5	13-3/8	25C	SS	3	RH	16550A46
16550A46	13-3/8	25C	SS	3	RH	Avail.
16321A5	13-1/2	23C	SS	3	LH	16321A46
16320A4	13-1/2	23C	SS	3	RH	16320A46
16320A5	13-1/2	23C	SS	3	RH	16320A46
73512A4	13-1/2	23C	AL	3	RH	832834A45
78124A4	13-1/2	23C	AL	3	RH	832834A45
78124A40	13-1/2	23C	AL	3	RH	832834A45
88442A4	13-3/4	21C	SS	3	RH	16318A46
74268A4	13-3/4	21C	SS	3	RH	16318A46
73510A4	13-3/4	21C	AL	3	RH	832832A45
73982A4	13-3/4	21C	SS	3	RH	16318A46
73982A5	13-3/4	21C	SS	3	RH	16318A46
16319A5	13-3/4	21C	SS	3	LH	16319A46
16318A5	13-3/4	21C	SS	3	RH	16318A46
16318A4	13-3/4	21C	SS	3	RH	16318A46
78122A4	13-3/4	21C	AL	3	RH	832832A45
78122A40	13-3/4	21C	AL	3	RH	832832A45
73508A4	14-1/4	19C	AL	3	RH	832830A45
73980A4	14	19C	SS	3	RH	16316A46
73980A5	14	19C	SS	3	RH	16317A46
16317A5	14	19C	SS	3	LH	16317A46
16316A5	14	19C	SS	3	RH	16316A46
78120A4	14	19C	AL	3	RH	832830A45
78120A40	14	19C	AL	3	RH	832830A45
73506A4	14-3/4	17C	AL	3	RH	832828A45
78118A4	14-1/2	17C	AL	3	RH	832828A45
78118A40	14-1/2	17C	AL	3	RH	832828A45
79794A4	14-1/2	17C	SS	3	RH	16314A46
79794A5	14-1/2	17C	SS	3	RH	16314A46
16315A5	14-1/2	17C	SS	3	LH	16315A46
16314A5	14-1/2	17C	SS	3	RH	16314A46
16312A5	14-1/2	15C	SS	3	RH	16312A46
73504A4	15-1/4	15C	AL	3	RH	78116A45
78116A4	16	15C	AL	3	RH	78116A45
78116A40	16	15C	AL	3	RH	78116A45
93272A4	14-1/2	15C	SS	3	RH	16312A46
93272A40	14-1/2	15C	SS	3	RH	NLA
73502A4	16	13C	AL	3	RH	78114A45
78114A4	16	13C	AL	3	RH	78114A45
78114A40	16	13C	AL	3	RH	78114A45
73500A4	16	11C	AL	3	RH	78112A45
78112A4	16	11C	AL	3	RH	78112A45
78112A40	16	11C	AL	3	RH	78112A45
16316A4	14	19	SS	3	RH	16316A46
16315A4	14-1/2	17	SS	3	LH	16315A46
16314A4	14-1/2	17	SS	3	RH	16314A46
16312A4	14-1/2	15	SS	3	RH	16312A46

HISTORICAL PROPELLER CHARTS

Mercury V-6 Models-Chopper (Gearcase 4-3/4 Inch)

Thrust Hub - 13191A1 Tab Washer 14-816629 Nut 11-52707Q1

Part No.	Diameter	Pitch	Material	Blades	Rotation	Status or Supersession
98246A4	14-1/4	30C	SS	3	RH	NLA
98246A5	14-1/4	30C	SS	3	RH	NLA
89860A4	14-1/2	28C	SS	3	RH	13372A62
89860A5	14-1/2	28C	SS	3	RH	13372A62
13373A5	14-1/2	28C	SS	3	LH	13373A62
13372A5	14-1/2	28C	SS	3	RH	13372A62
98245A1	14-1/2	28	SS	3	LH	13373A62
89858A4	14-1/2	26C	SS	3	RH	13370A62
93593A1	14-1/2	26	SS	3	LH	13371A62
13371A5	14-1/2	26C	SS	3	LH	13371A62
13370A5	14-1/2	26C	SS	3	RH	13370A62
89858A5	14-1/2	26C	SS	3	RH	13370A62
77320A4	14-1/2	24C	SS	3	RH	13368A62
93591A1	14-1/2	24C	SS	3	LH	13369A62
77320A5	14-1/2	24C	SS	3	RH	13368A62
13369A5	14-1/2	24C	SS	3	LH	13369A62
13368A5	14-1/2	24C	SS	3	RH	13368A62
89856A4	14-1/2	22C	SS	3	RH	13366A62
89856A5	14-1/2	22C	SS	3	RH	13366A62
13366A5	14-1/2	22C	SS	3	RH	13366A62

Mercury V-6 Models-Trophy (Gearcase 4-3/4 Inch)

Large Hub

Thrust Hub - 12-835467 1 Tab Washer 14-816629 Nut 11-52707Q1

Part No.	Diameter	Pitch	Material	Blades	Rotation	Status or Supersession
825904A41	14	21	SS	4	RH	825902A46
825908A40	14	23	SS	4	RH	825906A46
825910A40	14	24	SS	4	RH	825910A46
825912A40	14	25	SS	4	RH	825912A46
825914A40	14	26	SS	4	RH	NLA
825908A41	14	23	SS	4	RH	825906A46
825910A41	14	24	SS	4	RH	825910A46
825912A41	14	25	SS	4	RH	NLA
825914A41	14	26	SS	4	RH	NLA

MARINER ELECTRIC MOTOR

Mariner-Trolling Motor

Nut 79719 - NLA Pin 17-70733 Retainer 79719 - NLA

Part No.	Diameter	Pitch	Material	Blades	Rotation	Status or Supersession
18024A__	10-1/2	6	PL BL	2	RH	18024A5
18430A__	10-1/2	6	PL CL	2	RH	18024A5
87842A2	10-1/2	6	PL	2	RH	18024A5
18024A5	10	6	PL	2	RH	AVAIL.

Not all parts listed are available for the European, C.I.S., Africa and Middle East Markets.
For more information, please contact your local Mercury, Mariner, MerCruiser or Quicksilver Office.

HISTORICAL PROPELLER CHARTS

Mariner-Thruster Direct Drive

Trolling Motor
Nut 79719 - NLA Washer 26-72462 Pin 17-70733

Part No.	Diameter	Pitch	Material	Blades	Rotation	Status or Supersession
17530A__	9	3.2	PL BL	2	RH	18022A5
18530A__	9-1/4	3.2	PL CL	2	RH	18022A5
18022A__	9-1/4	3-1/4	PL BL	2	RH	18022A5
18428A5	9-1/4	3-1/4	PL CL	2	RH	AVAIL.
18512A__	9-1/4	3-1/4	PL CL	2	RH	18428A5
18022A5	9-1/4	3	PL BL	2	RH	AVAIL.

Mariner-R33, RX33, T33, R45, RL45, RX45, T45

Trolling Motor
Nut 818911--2 Washer 23-35935 Pin 17-70733

Part No.	Diameter	Pitch	Material	Blades	Rotation	Status or Supersession
813728A__	11	5	PL BL	2	RH	
813730A__	11	5	PL CL	2	RH	

Mariner-Thruster (MotorGuide)(Machete)

Trolling Motor

Part No.	Diameter	Pitch	Material	Blades	Rotation	Status or Supersession
824236T	9-1/2	2-5/8	PL CL	2	RH	AVAIL.
801889	10	3-1/2	PL CL	2	RH	MAF12406

Mariner V-6 Models (W/Large Gearcase 4-3/4 Inch)

Thrust Hub 12-835467Q01 Tab Washer 15-816629Q Washer 12-31211A3 Nut 11-52707Q1

Part No.	Diameter	Pitch	Material	Blades	Rotation	Status or Supersession
78126A4	13-3/8	25C	AL	3	RH	N.L.A.
78126A40	13-3/8	25C	AL	3	RH	N.L.A.
79796A 4	13-3/8	25C	SS	3	RH	NLA
79796A 5	13-3/8	25C	SS	3	RH	NLA
16322A 5	13-3/8	25C	SS	3	RH	NLA
75724A 4	13-1/2	23C	SS	3	RH	
16321A 5	13-1/2	23C	AL	3	LH	
16320A 5	13-1/2	23C	AL	3	RH	
78124A 4	13-1/2	23C	AL	3	RH	48-832834A45
78124A40	13-1/2	23C	AL	3	RH	48-832834A45
73982A 4	13-3/4	21C	SS	3	RH	48-16318A46
73982A 5	13-3/4	21C	SS	3	RH	48-16318A46
16319A 5	13-3/4	21C	SS	3	LH	48-16318A46
16318A 5	13-3/4	21C	SS	3	RH	48-16318A46
78122A 4	13-3/4	21C	SS	3	RH	48-832832A45
78122A40	13-3/4	21C	SS	3	RH	48-832832A45
73980A 4	14	19C	SS	3	RH	48-16316A46
73980A 5	14	19C	SS	3	RH	48-16316A46
16317A 5	14	19C	SS	3	LH	48-16317A46
16316A 5	14	19C	SS	3	RH	48-16316A46
78118A 4	14-1/2	17C	SS	3	RH	48-832828A45
78118A40	14-1/2	17C	SS	3	RH	48-832828A45
79794A 4	14-1/2	17C	SS	3	RH	48-16314A46
79794A 5	14-1/2	17C	SS	3	RH	48-16314A46
16315A 5	14-1/2	17C	SS	3	LH	48-16315A46
16314A5	14-1/2	17C	SS	3	RH	48-16315A46
78116A 4	16	15C	SS	3	RH	48-78116A45

HISTORICAL PROPELLER CHARTS

Part No.	Diameter	Pitch	Material	Blades	Rotation	Status or Supersession
78116A40	16	15C	SS	3	RH	48-78116A45
93272A 4	14-1/2	15C	SS	3	RH	48-16312A46
93272A 5	14-1/2	15C	SS	3	RH	48-16312A46
16312A 5	14-1/2	15C	SS	3	RH	48-16312A46
16312A 4	14-1/2	15	SS	3	RH	48-16312A46
78114A 4	16	13C	SS	3	RH	48-78114A45
78114A40	16	13C	SS	3	RH	48-78114A45
78112A 4	16	11C	SS	3	RH	48-78112A45
78112A40	16	11C	SS	3	RH	48-78112A45
16320A 4	13-3/8	25	SS	3	RH	
16321A 4	13-1/2	23	SS	3	LH	16321A46
16322A 4	13-3/8	25	SS	3	RH	16322A46
16312A 4	14-1/2	15	SS	3	RH	48-16312A46
16315A 4	14-1/2	17	SS	3	LH	48-16315A46
16316A 4	14	19	SS	3	RH	48-16316A46
16317A 4	14	19	SS	3	LH	48-16317A46
16318A 4	13-3/4	21	SS	3	RH	48-16318A46

MARINER OUTBOARD

Mariner 2 (6A1)

Cotter Pin 18-82134M Drive Pin 17-81896M

Part No.	Diameter	Pitch	Material	Blades	Rotation	Status or Supersession
80409M	7-1/4	5-1/2	AL	3	RH	NLA
43110M	7-1/4	5	AL	3	RH	NLA
80410M	7-1/4	4-1/2	AL	3	RH	AVAIL.
93032M	7-1/4	4	PL	3	RH	AVAIL.

Mariner 2.5/3.3 A856377 and Up

Cotter Pin 18-95295 Shear Pin 17-815111 (AL Prop), 17-815111--1 (PL Prop)

Part No.	Diameter	Pitch	Material	Blades	Rotation	Status or Supersession
815083	7-3/8	6	PL	3	RH	AVAIL.
815084	7-3/8	6	AL	3	RH	AVAIL.
815084--1	7-3/8	6	AL	3	RH	AVAIL.

Mariner 3.5 (642)

NLA = 48-80176M, 48-80177M, 48-80304M

Nut 11-80103M Cotter Pin 18-82134M Thrust Hub 12-81855M - NLA Drive Pin 17-17554M

Part No.	Diameter	Pitch	Material	Blades	Rotation	Status or Supersession
80178M	7-1/2	4	AL	3	RH	NLA
82861M	7-1/2	4	AL	3	RH	NLA

Mariner 4 (6E) & 5 (6E3)

NLA = 48-81016M

Nut 11-859931 Cotter Pin 18-82132M Drive Pin 17-17554M

Part No.	Diameter	Pitch	Material	Blades	Rotation	Status or Supersession
96593M	7-1/4	8-1/4	AL	3	RH	NLA
96590M	7-1/2	8	AL	3	RH	AVAIL.
96592M	7-1/4	7-1/4	AL	3	RH	NLA
96591M	7-1/2	7	AL	3	RH	AVAIL.
81015M	7-1/4	6-1/2	AL	3	RH	NLA

Not all parts listed are available for the European, C.I.S., Africa and Middle East Markets.
For more information, please contact your local Mercury, Mariner, MerCruiser or Quicksilver Office.

HISTORICAL PROPELLER CHARTS

Part No.	Diameter	Pitch	Material	Blades	Rotation	Status or Supersession
82825M	7-1/4	5	AL	3	RH	NLA

Mariner 4/5 A855097 and Up

Thrust Hub 16145Q01 Washer 12-16146 Nut 11-16147

Part No.	Diameter	Pitch	Material	Blades	Rotation	Status or Supersession
16143	8-3/8	8	AL	3	RH	812950
16142	8-3/8	7	AL	3	RH	812949
16144	8-3/8	6	AL	3	RH	AVAIL.
16836A1	8-3/8	6	AL High Reverse	3	RH	812951A1

Mariner 6 (647) & 8 (655 / 677)

Without Thru Hub Exhaust

NLA = 48-80546M, 48-82765

Nut 11-80545M Cotter Pin 18-82132M Drive Pin 17-81901M

Part No.	Diameter	Pitch	Material	Blades	Rotation	Status or Supersession
80548M	9	9	AL	3	RH	NLA
82766	8-1/4	9	AL	3	RH	AVAIL.
82764	8-1/4	8	AL	3	RH	AVAIL.
80547M	9	7	AL	3	RH	AVAIL.
82763	8-1/4	6-1/2	AL	3	RH	NLA
8109M	9	6-1/4	AL	3	RH	NLA
94780M	9	5-3/4	AL	3	RH	NLA
94781M	9	5	AL	3	RH	NLA

Mariner 6 (6HB) & 8 (6G1)

With Thru Hub Exhaust

Nut 11-859933 Cotter Pin 18-815026 Thrust Hub (Fwd) 23-11654M Thrust Hub (Rear) 12-84275M

Part No.	Diameter	Pitch	Material	Blades	Rotation	Status or Supersession
11672M	8	8	AL	3	RH	NLA
11673M	8	8	AL	3	RH	AVAIL.
11896M	9	9	AL	3	RH	NLA
11674M	8	8	AL	3	RH	NLA
11897M	9	9	AL	3	RH	NLA

Mariner 9.9C (682) & 15C (684)

Nut 11-859933 Cotter Pin 18-815026 Thrust Hub (Fwd) 23-859916 Thrust Hub (Rear) 12-84275M

Part No.	Diameter	Pitch	Material	Blades	Rotation	Status or Supersession
84079M	9-1/4	12	AL	3	RH	N.L.A.
84080M	9-1/4	10-1/2	AL	3	RH	QA3914R
QA3914T	9-1/4	10-1/2	AL	3	RH	QA3914R
84407M	9-1/2	9-3/4	AL	3	RH	AVAIL.
84081M	9-1/4	9	AL	3	RH	QA3906R
84082M	9-1/4	8	AL	3	RH	N.L.A.
QA3902T	9-1/4	8	AL	3	RH	N.L.A.
94786M	9-3/4	8	AL	3	RH	AVAIL.
84083M	9-1/2	6.5	AL	3	RH	AVAIL.
94787M	9-3/4	6.5	AL	3	RH	AVAIL.

Mariner 6/8/9/15 A197112 and Up

Thrust Hub 42037 Design I, 821932 Design II Spacer 23-42091-1 Nut 11-40140

Part No.	Diameter	Pitch	Material	Blades	Rotation	Status or Supersession
17874A12	9	10-1/2	AL	3	RH	48-828158A12
42522A__	9	9	AL	3	RH	48-828156A12
42520A10	9-1/4	7	AL	3	RH	48-828152A12
42524A__	9-3/4	6-1/2	AL High Reverse	3	RH	48-828150A12

Mariner 15 (6510 20 (653) 25 (648/694)

Without Thru Hub Exhaust

NLA = 48-80264M, 48-80681M, 48-80925M, 48-80926M, 48-80947M, 48-96629M

Nut 859946 Cotter Pin 18-82132M Drive Pin 17-81900M

Part No.	Diameter	Pitch	Material	Blades	Rotation	Status or Supersession
82770	9-1/4	12	AL	3	RH	NLA
96622M	9-1/2	11-1/2	AL	3	RH	NLA
80955M	9-1/4	11-1/4	AL	3	RH	
96623M	9-1/4	11-1/4	AL	3	RH	AVAIL
82769	9-1/4	11	AL	3	RH	
80263M	9-1/4	10-3/4	AL	3	RH	N.L.A.
96624M	9-1/4	10-3/4	AL	3	RH	AVAIL
82768	9	10	AL	3	RH	QA3914R
96625M	9-1/4	10	AL	3	RH	AVAIL
80546M	9-1/4	9-1/4	AL	3	RH	NLA
80265M	9-1/4	9	AL	3	RH	N.L.A.
96626M	9-1/4	9	AL	3	RH	N.L.A.
80924M	9-1/4	8	AL	3	RH	NLA
96627M	9-1/4	8	AL	3	RH	NLA
82767	9-1/4	7	AL	3	RH	NLA
96628M	9-1/4	7	AL	3	RH	NLA
96630M	9-1/4	5	AL	3	RH	NLA

Mariner 20 (6A9), 25 (690/695), 28 (664), 30 (689)

With Thru Hub Exhaust

NLA = 48-80262M

Nut 11-81774M Cotter Pin 18-82132M Thrust Hub (Fwd) 859917

20/25/30 - Thrust Hub (Rear) 859895 Spacer 85905

28 - Thrust Hub (Rear) 23-82796M (NLA) Spacer 23-81651M

Part No.	Diameter	Pitch	Material	Blades	Rotation	Status or Supersession
84977M	9-7/8	14	AL	3	RH	AVAIL.
82827M	9-7/8	13	AL	3	RH	
QA3814T	9-7/8	13	AL	3	RH	
82826M	9-7/8	12	AL	3	RH	QA3810R
88168A4	9	12	SS	3	RH	NLA
84976M	9-7/8	11-1/4	AL	3	RH	QA3810R
81649M	9-7/8	10-1/2	AL	3	RH	QA3808R
81647M	9-7/8	9	AL	3	RH	AVAIL.
88166A4	10	9	SS	3	RH	NLA
81648M	9-7/8	8	AL	3	RH	AVAIL.

HISTORICAL PROPELLER CHARTS

Mariner 20 & 25 S/N 6535603 and Above

Standard

Thrust Hub 858498 Hub 11-88228

Chopper

Thrust Hub 858498 Hub 11-88228

Part No.	Diameter	Pitch	Material	Blades	Rotation	Status or Supersession
Standard						
4590A40	10-1/4	14-1/2C	AL	3	RH	
89854A 4	10-1/4	14-1/2C	AL	3	RH	
19642A40	10-3/8	14-1/2C	AL	3	RH	AVAIL.
43586A40	10-3/8	13C	AL	3	RH	48- 19640A40
86848A 4	10-3/8	13C	AL	3	RH	48- 19640A40
19640A40	10-3/8	13C	AL	3	RH	AVAIL.
43588A 5	10-3/8	13C	SS	3	RH	48- 19644A 5
90780A 4	10-3/8	13C	SS	3	RH	48- 19644A 5
19644A 5	10-3/8	13C	SS	3	RH	AVAIL.
43584A40	10-3/8	11C	AL	3	RH	48- 19638A40
89852A 4	10-3/8	11C	AL	3	RH	48- 19638A40
19638A40	10-3/8	11C	AL	3	RH	AVAIL.
43582A10	10-3/8	9-1/2	AL	3	RH	48- 19636A10
89850A 1	10-3/8	9-1/2	AL	3	RH	48- 19636A10
19636A10	10-3/8	9-1/2C	AL	3	RH	AVAIL.
Chopper						
92764A 4	10-3/8	18C	SS	3	RH	N.L.A.
92764A 5	10-3/8	18C	SS	3	RH	N.L.A.
43592A 5	10-3/8	18C	SS	3	RH	N.L.A.

Mariner 30 (689B)

Without Thru Hub Exhaust

Nut 11-97027M (NLA) Cotter Pin 18-95295 Drive Pin 18-97028M Thrust Hub (Rear) 12-83447M

Part No.	Diameter	Pitch	Material	Blades	Rotation	Status or Supersession
96638M	9-1/2	12-3/8	AL	3	RH	NLA
96639M	9-1/2	11-1/2	AL	3	RH	NLA
96640M	9-1/4	11-1/4	AL	3	RH	NLA
96641M	9	10-3/4	AL	3	RH	NLA
96642M	9-1/4	9	AL	3	RH	NLA
96643M	9-1/4	8	AL	3	RH	NLA

Mariner 40 (676A)

Without Thru Hub Exhaust

Nut 11-14279M Drive Pin 17-83443M Cotter Pin 80652M

Part No.	Diameter	Pitch	Material	Blades	Rotation	Status or Supersession
83311M	11-1/2	13-1/2	AL	3	RH	N.L.A.
96631M	11-1/2	13-1/2	AL	3	RH	AVAIL.
83729M	11-1/2	13	AL	3	RH	N.L.A.
96632M	11-1/2	13	AL	3	RH	AVAIL.
83535M	11-1/2	12	AL	3	RH	
96633M	11-1/2	12	AL	3	RH	AVAIL.
83541M	11-1/2	11	AL	3	RH	
96634M	11-1/2	11	AL	3	RH	AVAIL.
83552M	11-3/4	10	AL	3	RH	N.L.A.
96635M	11-3/4	10	AL	3	RH	AVAIL.
83573M	11-3/4	8-3/4	AL	3	RH	N.L.A.

HISTORICAL PROPELLER CHARTS

Part No.	Diameter	Pitch	Material	Blades	Rotation	Status or Supersession
96636M	11-3/4	8-3/4	AL	3	RH	AVAIL.
11904M	11-3/4	7-1/2	AL	3	RH	AVAIL.

Mariner 40-70

40 (676B) (6E9)/48 (670)/50/55 (663)/60 (675)
(6F0)/70 (3CYL.) (BELOW SERIAL #A996142)

With Thru Hub Exhaust

40/48/55/60 - Thrust Hub 73345A1 Cotter Pin 18-82132M Nut 11-859935

50 - Thrust Hub 73345A1 Washer 14-76281 Nut 11-69578Q

Part No.	Diameter	Pitch	Material	Blades	Rotation	Status or Supersession
73146A4	10	19C	AL	3	RH	
73146A40	10	19C	AL	3	RH	AVAIL.
73144A 4	10	17C	AL	3	RH	48- 73144A45
73144A40	10	17C	AL	3	RH	AVAIL.
73142A 4	10	16C	AL	3	RH	48- 73142A45
73142A40	10	16C	AL	3	RH	AVAIL.
91818A 4	10	16C	SS	3	RH	N.L.A.
91818A 5	10	16C	SS	3	RH	AVAIL.
73140A 4	10-1/8	15C	AL	3	RH	48- 73140A45
73140A40	10-1/8	15C	AL	3	RH	AVAIL.
76232A 4	10-1/8	15C	SS	3	RH	48- 855862A46
76232A 5	10-1/8	15C	SS	3	RH	48- 855862A46
73138A 4	10-1/4	14C	AL	3	RH	48- 73138A45
73138A40	10-1/4	14C	AL	3	RH	AVAIL.
76230A 4	10-1/4	14C	SS	3	RH	48- 855860A46
76230A 5	10-1/4	14C	SS	3	RH	48- 855860A46
73136A 4	10-3/8	13C	AL	3	RH	48- 73136A45
73136A40	10-3/8	13C	AL	3	RH	AVAIL.
76228A 4	10-3/8	13C	SS	3	RH	48- 855858A46
76228A 5	10-3/8	13C	SS	3	RH	48- 855858A46
13295M	11-1/2	13	SS	3	RH	NLA
99957M	11-1/2	13	WORK	3	RH	Export Only
73134A 4	10-5/8	12C	AL	3	RH	48- 73134A45
73134A40	10-5/8	12C	AL	3	RH	AVAIL.
79792A 4	10-5/8	12C	SS	3	RH	48- 855856A46
79792A 5	10-5/8	12	SS	3	RH	48- 855856A46
855856A 5	12	12	SS	3	RH	AVAIL.
99956M	10-5/8	11	WORK	3	RH	Export Only
79792A 5	11-3/4	12C	SS	3	RH	48- 855856A46
96536M	10-7/8	12	AL	3	RH	AVAIL.
85632A 4	10-7/8	11C	AL	3	RH	48- 85632A45
85632A40	12	11C	AL	3	RH	AVAIL.
42740A10	11-1/4	10-1/2C	AL	3	RH	48- 42740A45
73132A 4	11-1/4	10C	AL	3	RH	48- 73132A45
73132A40	12-1/4	10C	AL	3	RH	AVAIL.
87818A 1	12-1/4	9	AL	3	RH	48- 87818A45
87818A10	12-1/4	9	AL	3	RH	48- 87818A45
97868A 1	12-1/4	9	SS	3	RH	
97868A 5	12-1/4	9	SS	3	RH	
97868A10	12-1/4	9	SS	3	RH	AVAIL.
87818A10	12-1/4	9	AL Workboat	3	RH	48- 87818A45

HISTORICAL PROPELLER CHARTS

Mariner 70-140 I/L / 75/90 (3 Cyl)/100/114 (4 Cyl)

Standard Propeller

Thrust Hub 13191Q01 Tab Washer 14-816629Q Nut 11-52707Q1

Part No.	Diameter	Pitch	Material	Blades	Rotation	Status or Supersession
72758A 4	12-5/8	25C	SS	3	RH	
72758A 5	12-5/8	25C	SS	3	RH	
72760A 4	12-3/4	23C	SS	3	RH	
72760A 5	12-3/4	23C	SS	3	RH	
77350A 4	12-1/2	23C	AL	3	RH	48-77350A45
77350A40	12-1/2	23C	AL	3	RH	48-77350A45
72500A 4	13	21C	SS	3	RH	48-16992A46
72500A 5	13	21C	SS	3	RH	48-16992A46
77348A 4	12-3/4	21C	AL	3	RH	48-77348A45
77348A40	12-3/4	21C	AL	3	RH	48-77348A45
72762A 4	13-1/4	19C	SS	3	RH	48-16990A46
72762A 5	13-1/4	19C	SS	3	RH	48-16990A46
77346A 4	13	19C	AL	3	RH	48-77346A45
77346A40	13	19C	AL	3	RH	48-77346A45
16988A 5	13	18C	SS	3	RH	48-16988A46
72764A 4	13-1/2	17C	SS	3	RH	48-16988A46
72764A 5	13-1/2	17C	SS	3	RH	48-16988A46
77344A 4	13-1/4	17C	AL	3	RH	48-77344A45
77344A40	13-1/4	17C	AL	3	RH	48-77344A45
77342A 4	13-3/4	15C	AL	3	RH	48-77342A45
77342A40	13-3/4	15C	AL	3	RH	48-77342A45
87444A 4	13-3/4	15C	SS	3	RH	48-17314A46
87444A 5	13-3/4	15C	SS	3	RH	48-17314A46
77340A 4	14	13C	AL	3	RH	48-77340A45
77340A40	14	13C	AL	3	RH	48-77340A45
12606A 5	14	12C	SS	3	RH	48-17312A46
17312A 5	14	12C	SS	3	RH	48-17312A46
77338A 4	14	11C	AL	3	RH	48-77338A45
77338A40	14	11C	AL	3	RH	48-77338A45
12604A 5	14	10C	SS	3	RH	48-17310A46
17310A 5	14	10C	SS	3	RH	48-17310A46

Mariner V-6 Models-Chopper (Gearcase 4-3/4 Inch)

Thrust Hub - 13191Q01 Tab Washer 14-816629Q Nut 11-52707Q1

Part No.	Diameter	Pitch	Material	Blades	Rotation	Status or Supersession
98246A 4	14-1/4	30C	SS	3	RH	NLA
98246A 5	14-1/4	30C	SS	3	RH	NLA
89860A 4	14-1/2	28C	SS	3	RH	N.L.A.
89860A 5	14-1/2	28C	SS	3	RH	N.L.A.
13373A 5	14-1/2	28C	SS	3	LH	N.L.A.
13372A 5	14-1/2	28C	SS	3	RH	N.L.A.
98245A 1	14-1/2	28	SS	3	LH	N.L.A.
89858A 4	14-1/2	26C	SS	3	RH	N.L.A.
93593A 1	14-1/2	26	SS	3	LH	N.L.A.
13371A 5	14-1/2	26C	SS	3	LH	N.L.A.
13370A 5	14-1/2	26C	SS	3	RH	N.L.A.
89858A 5	14-1/2	26C	SS	3	RH	N.L.A.
77320A 4	14-1/2	24C	SS	3	RH	N.L.A.
93591A 1	14-1/2	24C	SS	3	LH	N.L.A.
77320A 5	14-1/2	24C	SS	3	RH	N.L.A.

HISTORICAL PROPELLER CHARTS

Part No.	Diameter	Pitch	Material	Blades	Rotation	Status or Supersession
13369A 5	14-1/2	24C	SS	3	LH	N.L.A.
13368A 5	14-1/2	24C	SS	3	RH	N.L.A.
89856A 4	14-1/2	22C	SS	3	RH	N.L.A.
89856A 5	14-1/2	22C	SS	3	RH	N.L.A.
13366A 5	14-1/2	22C	SS	3	RH	N.L.A.

Mariner V-6 Models-Laser (Gearcase 4-3/4 Inch)

Thrust Hub 12-835467Q01 Tab Washer 14-816629Q Washer 12-31211Q03 Nut 11-52707Q1

Part No.	Diameter	Pitch	Material	Blades	Rotation	Status or Supersession
11078A40	14-1/8	25C	SS	3	RH	
11074A40	14-1/4	23C	SS	3	RH	
11070A40	14-3/8	21C	SS	3	RH	48-825862A47

Mariner V-6 Models-Trophy (Gearcase 4-3/4 Inch)

Thrust Hub 12-835467Q01 Tab Washer 14-816629Q Nut 11-52707Q1

Part No.	Diameter	Pitch	Material	Blades	Rotation	Status or Supersession
825904A41	14	21	SS	4	RH	NLA
825908A40	14	23	SS	4	RH	NLA
825910A40	14	24	SS	4	RH	NLA
825912A40	14	25	SS	4	RH	NLA
825914A40	14	26	SS	4	RH	NLA
825908A41	14	23	SS	4	RH	
825910A41	14	24	SS	4	RH	NLA
825912A41	14	25	SS	4	RH	NLA
825914A41	14	26	SS	4	RH	NLA

FORCE OUTBOARDS

Force 3

Cotter Pin 18-95295 Shear Pin 17-815111 (AL Prop), 17-815111--1 (PL Prop)

Part No.	Diameter	Pitch	Material	Blades	Rotation	Status or Supersession
48-815083A01	7-3/8	6	PL	3	RH	AVAIL.
48-815084A01	7-3/8	6	AL	3	RH	AVAIL.
48-815084A02	7-3/8	6	AL w/rubber hub	3	RH	AVAIL.

Force 4/5

Pin FA324101 Nut 11-817752A1 Cotter Pin 18-45882

Part No.	Diameter	Pitch	Material	Blades	Rotation	Status or Supersession
FP332	7-1/4	6-1/2	NYLON	3	RH	48-820110A20
N.L.A.	7	6-1/4	AL	2	RH	AVAIL.
FP712	7-1/4	6-1/2	NYLON	3	RH	48-820110A20
820110A20	7-1/4	6-1/2	NYLON	3	RH	AVAIL.
FP652	8	5	AL	3	RH	NLA
FP75	8	5	AL	2	RH	NLA
FP488	7-1/4	5-1/2	AL	3	RH	NLA

Not all parts listed are available for the European, C.I.S., Africa and Middle East Markets.
For more information, please contact your local Mercury, Mariner, MerCruiser or Quicksilver Office.

HISTORICAL PROPELLER CHARTS

Force 7.5

Pin FA324101 Nut 11-817752A1 Cotter Pin 18-45882

Part No.	Diameter	Pitch	Material	Blades	Rotation	Status or Supersession
FP477	8	9-1/4	NYLON	3	RH	AVAIL.
	8	8-1/4	NYLON	3	RH	AVAIL.
FP75	8	5	AL	2	RH	NLA
FP73	8	3-1/2	AL	2	RH	NLA

Force 9.9/15

Pin FA324101 Nut 11-817752A1 Cotter Pin 18-45882

Part No.	Diameter	Pitch	Material	Blades	Rotation	Status or Supersession
FP715	8-3/4	6	AL	3	RH	AVAIL.
FP6477	8	9-1/4	NYLON	3	RH	AVAIL.
FP472	9	9	AL	3	RH	FP6477
FP 70	8-1/4	8-3/4	AL	2	RH	NLA
48-FP6430	8	8-1/4	NYLON	3	RH	AVAIL.
FP286-__	8-1/4	8-1/4	AL	2	RH	48-FP6430
FP395	8-1/4	6	AL	3	RH	NLA
FP396	8-1/4	4-1/2	AL	3	RH	NLA

Force 20-60 Horsepower

20-25 HP 1979-1981

30 HP 1966-1982

35 HP 1966-1991

40 HP 1992-1994

45 HP 1966-1984

50 HP 1982-1994

55-60 HP 1966-1984

14 Tooth Spline & Pin Drive

Nut FA94094-2 Pin FK247 Cotter Pin 18-89961

Propeller Size	Material	Blades	Style	Quicksilver P/N	Hub System
10-3/8 X 12.5	AL	3	Black Diamond	N.L.A.	Rubber Bushing
10-3/8 X 11.5	AL	3	Black Diamond	N.L.A.	Rubber Bushing
10-3/8 X 10	AL	3	Black Diamond	N.L.A.	Rubber Bushing

Force 60

NLA = FP497, FP499

Hub 22-F522099 (NLA) Flat Washer F531299 Washer 12-F1866 Nut 11-F7048

Cotter Pin 826374 Prop Nut F522094-1 (NLA)

Part No.	Diameter	Pitch	Material	Blades	Rotation	Status or Supersession
FPS495	10	15	AL	3	RH	NLA
FP496	10	14c	SS	3	RH	NLA
FPS494	10	14	AL	3	RH	NLA
FPS486	10	13c	AL	3	RH	NLA
FPS493	10	13	AL	3	RH	NLA
FPS522	10	12	AL	3	RH	NLA

Force 70

Thrust Hub 73345A1 Tab Washer 14-76281 Nut 11-69578Q1

Part No.	Diameter	Pitch	Material	Blades	Rotation	Status or Supersession
FPM735	10	19	AL	3	RH	
73146A40	10	19	AL	3	RH	AVAIL.
FPM736	10	17	AL	3	RH	48-73144A45
73144A40	10	17	AL	3	RH	AVAIL.
FPM737	10	16	AL	3	RH	48-73142A45

HISTORICAL PROPELLER CHARTS

Part No.	Diameter	Pitch	Material	Blades	Rotation	Status or Supersession
73142A40	10	16	AL	3	RH	AVAIL.
FPM750	10	16	SS	3	RH	N.L.A.
91818A 5	10	16	SS	3	RH	AVAIL.
FPM738	10-1/8	15	AL	3	RH	48- 73140A45
73140A40	10-1/8	15	AL	3	RH	AVAIL.
FPM739	10-3/8	15	AL	3	RH	48-816706A45
816706A40	10-3/8	15	AL	3	RH	AVAIL.
FPM751	10-1/8	15	SS	3	RH	48-855862A46
76232A 5	10-1/8	15	SS	3	RH	48-855862A46
FPM752	10-1/4	14	SS	3	RH	48-855860A46
76230A 5	10-1/4	14	SS	3	RH	48-855860A46
FPM740	10-1/2	13	AL	3	RH	48-816704A45
816704A40	10-1/2	13	AL	3	RH	AVAIL.
FPM753	10-3/8	13	SS	3	RH	48-855858A46
76228A 5	10-3/8	13	SS	3	RH	48-855858A46
FPM741	10-3/4	12	AL	3	RH	48-816702A45
816702A40	10-3/4	12	AL	3	RH	AVAIL.
FPM742	11-7/8	12	AL	3	RH	48-85632A45
85632A40	10-7/8	11	AL	3	RH	AVAIL.
FPM754	10-5/8	12	SS	3	RH	48-855856A46
79792A 5	10-5/8	12	SS	3	RH	48-855856A46
FPM743	12	10-1/2	AL	3	RH	48-42740A45
42740A10	12	10-1/2	AL	3	RH	48-42740A45
FPM756	11-1/4	10	AL	3	RH	48-73132A45
73132A40	11-1/4	10	AL	3	RH	AVAIL.
FPM755	12-1/4	9	SS	3	RH	
97868A10	12-1/4	9	SS	3	RH	AVAIL.
FPM757	12-1/4	9	AL	3	RH	48-87818A45
87818A10	12-1/4	9	AL	3	RH	48-87818A45
FPM746	12-1/2	8	AL	3	RH	48-42738A45
42738A10	12-1/2	8	AL	3	RH	48-42738A45

Force 85-150 and All L-Drives Pre 1995 No Thru or Thru Hub Exhaust

- 85, 125 HP 1988-1989
- 90, 120 HP 1990-1994
- 90-120 HP L Drive 1989-1991
- 150 HP 1989-1994
- 150 HP L Drive 1991
- 15 Tooth Spline

Propeller Size	Material	Blades	Style	Quicksilver P/N	Hub System
13 X 19 RH	AL	3	Black Diamond		Rubber Bushing
13-1/2 X 17 RH	AL	3	Black Diamond		Rubber Bushing
13-1/2 X 15 RH Cupped	AL	3	Black Diamond		Rubber Bushing
13-1/2 X 15 RH	AL	3	Black Diamond		Rubber Bushing

HISTORICAL PROPELLER CHARTS

CHRYSLER OUTBOARDS

Chrysler Outboard 1983 and Older

NLA = FP50, FP77, FP102, FP324, FP346, FP381, FP391, FP392, FP393, FP394, FP410, FP410, FP446, FP461, FP471, FP481, FP497, FP499, FP527, FP530, FP539

Part No.	Diameter	Pitch	Material	Blades	Rotation	Status or Supersession	Horsepower	Model Year
FP19	7-1/2	4-1/2	AL (PIN)	2	RH	N.L.A.	3.5*, 3.6*(1)	69-76
FP332	7-1/2	6-1/2	PL	3	RH	48-820110A20	4.0*, 3.5*(1)	77 AND NEWER
FP73	8	3-1/2	AL	2	RH	N.L.A.	4.4, 5.0, 6.0, 4.5, 8.0	68-78
FP521	7-1/4	5-1/2	AL (PIN)	3	RH	N.L.A.	4.0*, L.L.(1)	76-78
FP430	8	8-1/4	PL	3	RH	AVAIL.	6.0*, 8.0, 7.5(1)	78-81
N.L.A.	7	6-1/4	AL	2	RH	AVAIL.	3.5, 6.0, 8.0	76-79
FP477	8	9-1/4	PL	3	RH	AVAIL.	6.0, 7.5, 8.0	78 AND NEWER
FP488	7-1/4	5-1/2	AL	3	RH	N.L.A.	3.5, 6.0, 8.0, 4.0, L.L.*(1)	76-79
FP75	8	5	AL	2	RH	N.L.A.	3.5, 6.6, 7.0, 7.5, 8.0	68-80
FP6430	8	8-1/2	PL	3	RH	AVAIL.	9.9, 10, 12.9, 15	68 AND NEWER
FP70	8-1/4	8-3/4	AL	2	RH	N.L.A.	9.9, 10, 12.9, 15	68 AND NEWER
FP396	8-1/4	4-1/2	AL	3	RH	N.L.A.	9.9, 10, 12.9, 15	68 AND NEWER
FP395	8-1/4	6	AL	3	RH	N.L.A.	9.9, 10, 12.9, 15	68 AND NEWER
FP472	8	9	AL	3	RH	FP6477	9.9, 10, 12.9, 15	68 AND NEWER
FP273	10-3/8	13-1/2	AL	3	RH	819334A40	30*, 35, 45, 55+, 60+	66 AND NEWER
819334A40	10-3/8	13-1/2	AL	3	RH	N.L.A.	30*, 35, 45, 55+, 60+	66 AND NEWER
FP293	10-3/8	12-1/2	AL	3	RH	N.L.A.	30, 35, 45*, 55*+, 60+	66 AND NEWER
FP287	10-3/8	11-1/2	AL	3	RH	N.L.A.	30, 35*, 45, 55+, 60+	66 AND NEWER
FP278	10-3/8	10	AL	3	RH	N.L.A.	30, 35, 45, 55+, 60+ Sailors 10, 250, 280(2)	66 AND NEWER

(1) Standard Replacement Propeller

(2) Two-piece gear case

MERCURISIER STERNDIVES

MerCruiser 60

NLA = 48-38396A1, 48-38396A4, 48-38394A1, 48-38394A4, 48-38086A4, 48-38090A4, 48-37314A1, 48-37314A4, Thrust Hub 38859A1 Washer 12-32007 Nut 11-69578Q1

Part No.	Diameter	Pitch	Material	Blades	Rotation	Status or Supersession
38090A1	10-3/4	13	AL	3	RH	N.L.A.
38094A1	10-3/4	12	AL	3	RH	N.L.A.
38094A4	10-3/4	12C	AL	3	RH	N.L.A.
38098A1	10-3/4	11	AL	3	RH	N.L.A.
38098A4	10-3/4	11C	AL	3	RH	N.L.A.
33774A1	10-3/4	10	AL	3	RH	AVAIL.
33774A4	10-3/4	10C	AL	3	RH	N.L.A.
32194A1	10-3/4	9	AL	3	RH	N.L.A.
32194A4	10-3/4	9C	AL	3	RH	N.L.A.

MerCruiser 80/90 & MerCruiser I

MerCruiser I with 4 Inch OD outer prop hub

NLA = 48-31448A3, 48-31448A4, 48-31450A3, 48-31450A4, 48-32744A3, 48-32744A4, 48-31460A3, 48-31460A4, 48-30394A3, 48-30394A4, 48-30398A3, 48-30398A4, 48-33242A3, 48-33242A4, 48-30400A3, 48-30400A4

Thrust Hub 3

Part No.	Diameter	Pitch	Material	Blades	Rotation	Status or Supersession
52012A 3	13	25	AL	3	RH	48-77350A45
52012A 4	13	25C	AL	3	RH	
72758A 4	12-5/8	25C	SS	3	RH	
72758A 5	12-5/8	25C	SS	3	RH	
32386A 3	13-3/4	23	AL	2	RH	48-77348A45
32386A 4	13-3/4	23C	AL	2	RH	48-77350A45
52008A 3	13	23	AL	3	RH	48-77348A45
52008A 4	13	23C	AL	3	RH	48-77350A45
72760A 4	12-3/4	23C	SS	3	RH	
72760A 5	12-3/4	23C	SS	3	RH	
77350A 4	12-1/2	23C	AL	3	RH	48-77350A45
77350A40	12-1/2	23C	AL	3	RH	48-77350A45
31454A 3	13-3/4	21	AL	2	RH	48-77346A45
31454A 4	13-3/4	21C	AL	2	RH	48-77348A45
32746A 3	13	21	AL	3	RH	48-77346A45
32746A 4	13	21C	AL	3	RH	48-77348A45
72500A 4	13	21C	SS	3	RH	48-16992A46
72500A 5	13	21C	SS	3	RH	48-16992A46
77348A 4	12-3/4	21C	AL	3	RH	48-77348A45
77348A40	12-3/4	21C	AL	3	RH	48-77348A45
32388A 3	13-3/4	19	AL	2	RH	N.L.A.
32388A 4	13-3/4	19C	AL	2		

MerCruiser I (Standard Propeller)

With 4-1/2 Inch OD outer prop hub

NLA = 48-36028A4, 48-36032A1, 48-36032A4, 48-66139A4, 48-66448A4, 48-79582A4, 48-36030A1, 48-36030A4, 48-73982A4, 48-36022A1, 48-36024A1, 48-36024A4

1982 and Before - Thrust Hub 56292Q04 Tab Washer 14-816629Q

Part No.	Diameter	Pitch	Material	Blades	Rotation	Status or Supersession
36028A 1	14-1/2	27	AL	3	RH	N.L.A.
36008A 1	14-1/2	25	AL	3	RH	N.L.A.
36008A 4	14-1/2	25C	AL	3	RH	N.L.A.
65480A 1	14-1/2	25	AL	3	RH	N.L.A.
65480A 4	14-1/2	25C	AL	3	RH	N.L.A.
75784A 4	13-1/4	25C	AL	3	RH	N.L.A.
77402A 4	13-1/2	25C	SS	3	RH	
16550A46	13-1/2	25C	SS	3	RH	AVAIL.
78126A 4	13-3/8	25C	AL	3	RH	N.L.A.
78126A40	13-3/8	25C	AL	3	RH	N.L.A.
79580A 4	14-1/2	25C	AL	3	RH	N.L.A.
79796A 4	13-3/8	25C	SS	3	RH	
16550A36	13-3/8	25C	SS	3	RH	AVAIL.
79796A 5	13-3/8	25C	SS	3	RH	
16550A36	13-3/8	25C	SS	3	RH	AVAIL.
88446A 4	13-1/2	25C	SS	3	RH	
16550A36	13-1/2	25C	SS	3	RH	AVAIL.
16322A 5	13-3/8	25C	SS	3	RH	
16550A36	13-3/8	25C	SS	3	RH	AVAIL.

Not all parts listed are available for the European, C.I.S., Africa and Middle East Markets.
For more information, please contact your local Mercury, Mariner, MerCruiser or Quicksilver Office.

HISTORICAL PROPELLER CHARTS

Part No.	Diameter	Pitch	Material	Blades	Rotation	Status or Supersession
36010A 1	14-1/2	23	AL	3	RH	48-832834A45
36010A 4	14-1/2	23C	AL	3	RH	48-832834A45
58426A 1	15	23	AL	3	RH	48-832834A45
58426A 4	15	23C	AL	3	RH	48-832834A45
67874A 4	15	23C	AL	3	RH	48-832834A45
75058A 4	13-1/2	23C	SS	3	RH	
75160A 4	13-1/2	23C	AL	3	RH	48-832834A45
75724A 4	13-1/2	23C	SS	3	RH	
75724A 5	13-1/2	23C	SS	3	RH	
16321A 5	13-1/2	23C	SS	3	LH	
16320A 5	13-1/2	23C	SS	3	RH	
78124A 4	13-1/2	23C	AL	3	RH	48-832834A45
78124A40	13-1/2	23C	AL	3	RH	48-832834A45
79578A 4	15	23C	AL	3	RH	48-832834A45
88444A 4	13-1/2	23C	SS	3	RH	
36012A 1	15	21	AL	3	RH	48-832832A45
36012A 4	15	21C	AL	3	RH	48-832832A45
49634A 1	15	21	AL	3	RH	48-832832A45
49634A 4	15	21C	AL	3	RH	48-832832A45
58424A 1	15-1/4	21	AL	3	RH	48-832832A45
58424A 4	15-1/4	21C	AL	3	RH	48-832832A45
65992A 1	15-1/4	21	AL	3	RH	48-832832A45
65992A 4	15-1/4	21C	AL	3	RH	48-832832A45
73982A 5	13-3/4	21C	SS	3	RH	48-16318A46
74268A 4	13-3/4	21C	SS	3	RH	48-16318A46
16319A 5	13-3/4	21C	SS	3	LH	
16318A 5	13-3/4	21C	SS	3	RH	48-16318A46
74876A 4	13-3/4	21C	AL	3	RH	48-832832A45
74888A 4	15-1/4	21C	AL	3	RH	48-832832A45
78122A 4	13-3/4	21C	AL	3	RH	48-832832A45
78122A40	13-3/4	21C	AL	3	RH	48-832832A45
79576A 4	15-1/4	21C	AL	3	RH	48-832832A45
36014A 1	15-1/2	19	AL	3	RH	48-832830A45
832830A45	15-1/2	19	AL	3	RH	AVAIL.
36014A 4	15-1/2	19C	AL	3	RH	48-11324A45
58422A 1	15-1/2	19	AL	3	RH	48-832830A45
832830A45	15-1/2	19	AL	3	RH	AVAIL.
58422A 4	15-1/2	19C	AL	3	RH	48-11324A45
66432A 1	15-1/2	19	AL	3	RH	48-832830A45
832830A45	15-1/2	19	AL	3	RH	AVAIL.
66432A 4	15-1/2	19C	AL	3	RH	48-11324A45
73980A 4	14	19C	SS	3	RH	48-16316A46
73980A 5	14	19C	SS	3	RH	48-16316A46
74266A 4	14	19C	SS	3	RH	48-16316A46
74874A 4	14	19C	AL	3	RH	48-832830A45
74886A 4	15-1/2	19C	AL	3	RH	48-11324A45
78120A 4	14	19C	AL	3	RH	48-832830A45
78120A40	14	19C	AL	3	RH	48-832830A45
79574A 4	15-1/2	19C	AL	3	RH	48-11324A45
88440A 4	14	19C	SS	3	RH	48-16316A46
16317A 5	14	19C	SS	3	LH	48-16317A46
16317A46	14	19C	SS	3	LH	AVAIL.
16316A 5	14	19C	SS	3	RH	48-16316A46
11324A40	15-1/2	18C	AL	3	RH	48-11324A45

HISTORICAL PROPELLER CHARTS

Part No.	Diameter	Pitch	Material	Blades	Rotation	Status or Supersession
36016A 1	15-3/4	17	AL	3	RH	48-16440A45
36016A 4	15-3/4	17C	AL	3	RH	48-16440A45
66450A 4	15-3/4	17C	AL	3	RH	48-16440A45
74872A 4	14-1/4	17C	AL	3	RH	48-832828A45
78118A 4	14-1/2	17C	AL	3	RH	48-832828A45
78118A40	14-1/2	17C	AL	3	RH	48-832828A45
79572A 4	15-3/4	17C	AL	3	RH	48-16440A45
79794A 4	14-1/2	17C	SS	3	RH	48-16314A46
79794A 5	14-1/2	17C	SS	3	RH	48-16314A46
79830A 4	14-1/2	17C	SS	3	RH	48-16314A46
16315A 5	14-1/2	17C	SS	3	LH	48-16315A46
16314A 5	14-1/2	17C	SS	3	RH	48-16314A46
88438A 4	14-1/2	17C	SS	3	RH	48-16314A46
11322A40	15-3/4	16C	AL	3	RH	48-16440A45
16440A40	16	16C	AL	3	RH	48-16440A45
36018A 1	16	15	AL	3	RH	48-78116A45
36018A 4	16	15C	AL	3	RH	48-16438A45
66452A 4	16	15C	AL	3	RH	48-16438A45
75760A 4	14-1/2	15C	AL	3	RH	48-78116A45
78116A 4	16	15C	AL	3	RH	48-78116A45
78116A40	16	15C	AL	3	RH	48-78116A45
79570A 4	16	15C	AL	3	RH	48-16438A45
93272A 4	14-1/2	15C	SS	3	RH	48-16312A46
93272A 5	14-1/2	15C	SS	3	RH	48-16312A46
16312A 5	14-1/2	15C	SS	3	RH	48-16312A46
11320A40	16	14C	AL	3	RH	48-16438A45
16438A40	16	14C	AL	3	RH	48-16438A45
36020A 1	16	13	AL	3	RH	48-78114A45
36020A 4	16	13C	AL	3	RH	48-78114A45
75138A 4	16	13C	AL	3	RH	48-78114A45
78114A 4	16	13C	AL	3	RH	48-78114A45
78114A40	16	13C	AL	3	RH	48-78114A45
79568A 4	16	13C	AL	3	RH	48-78114A45
16436A40	16	12C	AL	3	RH	48-16436A45
36022A 4	16	11C	AL	3	RH	48-78112A45
78112A 4	16	11C	AL	3	RH	48-78112A45
78112A40	16	11C	AL	3	RH	48-78112A45
16312A 4	14-1/2	15C	SS	3	RH	48-16312A46
16314A 4	14-1/2	17C	SS	3	RH	48-16314A46
16315A 4	14-1/2	17C	SS	3	LH	48-16315A46
16316A 4	14	19C	SS	3	RH	48-16316A46
16318A 4	13-3/4	21C	SS	3	RH	48-16318A46
16319A 4	13-3/4	21C	SS	3	LH	
16320A 4	13-1/2	23C	SS	3	RH	
16321A 4	13-1/2	23C	SS	3	LH	
16322A 4	13-3/8	25C	SS	3	RH	
16550A46	13-3/8	25C	SS	3	RH	AVAIL.

Not all parts listed are available for the European, C.I.S., Africa and Middle East Markets.
 For more information, please contact your local Mercury, Mariner, MerCruiser or Quicksilver Office.

HISTORICAL PROPELLER CHARTS

MerCruiser I (Cleaver)

With 4-1/2 Inch OD outer prop hub

NLA = 48-77096A4, 48-88452A4, 48-89806A4, 48-89806A5, 48-77094A4, 48-88450A4, 48-89804A4, 48-89804A5, 48-77092A4, 48-88448A4

Thrust Hub 92950 Tab Washer 14-816629Q Washer 12-31211A3 Nut 11-52707Q1

Part No.	Diameter	Pitch	Material	Blades	Rotation	Status or Supersession
89802A 4	14-3/4	21C	SS	3	RH	N.L.A.
89802A 5	14-3/4	21C	SS	3	RH	N.L.A.
89266A 4	15	19C	SS	3	RH	N.L.A.
89800A 4	15	19C	SS	3	RH	N.L.A.
89800A 5	15	19C	SS	3	RH	N.L.A.

Bravo One - Mirage

Solid Hub

Mirage Plus 370 Hp & Below

Thrust Hub 12-835467 1 Tab Washer 14-816629 Washer Splined 12-31211A2 Nut 11-52707A1

Solid Hub Mirage - 370 Hp & Up

Thrust Hub 14359 Splined Washer (FWD) 12-39701 Flat Washer (Rear) 12-39698

Part No.	Diameter	Pitch	Material	Blades	Rotation	Status or Supersession
821720A 5	14-3/4	29C	SS	3	RH	
821719A 5	14-3/4	29C	SS	3	LH	
19836A 5	14-3/8	27C	SS	3	RH	N.L.A.
18280A56	14-3/8	27C	SS	3	RH	N.L.A.
19835A 5	14-3/8	27C	SS	3	LH	48-18281A56
13248A 5	14-1/2	25C	SS	3	RH	
13247A 5	14-1/2	25C	SS	3	LH	
13246A 5	14-5/8	23C	SS	3	RH	
13245A 5	14-5/8	23C	SS	3	LH	
13244A 5	14-3/4	21C	SS	3	RH	
13243A 5	14-3/4	21C	SS	3	LH	
13703A56	14-3/4	21C	SS	3	LH	AVAIL.
13242A 5	15-1/4	19C	SS	3	RH	
13241A 5	15-1/4	19C	SS	3	LH	
19839A 5	15-1/2	17C	SS	3	LH	
19835A 5	15-1/2	17C	SS	3	RH	N.L.A.
19834A50	15-1/2	17	SS	3	RH	N.L.A.
18278A56	15-1/2	17	SS	3	RH	N.L.A.
19835A50	14-3/8	27	SS	3	LH	18281A56
19836A50	14-3/8	27	SS	3	RH	18280A56
19839A50	15-1/2	17	SS	3	LH	
13241A50	15-1/4	19	SS	3	LH	
13242A50	15-1/4	19	SS	3	RH	
13243A50	14-3/4	21	SS	3	LH	
13244A50	14-3/4	21	SS	3	RH	
13245A50	14-5/8	23	SS	3	LH	
13246A50	14-5/8	23	SS	3	RH	
13247A50	14-1/2	25	SS	3	LH	
13248A50	14-1/2	25	SS	3	RH	
821719A50	14-3/4	29	SS	3	LH	
821720A50	14-3/4	29	SS	3	RH	

Bravo One - Cleaver

Rubber Hub

NLA = 48-89799A5, 48-89801A5, 48-89803A5, 48-89804A5, 48-89805A5, 48-89806A5

Thrust Hub 92950 Tab Washer 14-816629Q Washer 12-31211A3 Nut 11-52707Q1

Part No.	Diameter	Pitch	Material	Blades	Rotation	Status or Supersession
89805A4	14-1/4	25C	SS	3	LH	N.L.A.
89806A4	14-1/4	25C	SS	3	RH	N.L.A.
89803A4	14-1/2	23C	SS	3	LH	N.L.A.
89804A4	14-1/2	23C	SS	3	RH	N.L.A.
89801A4	14-3/4	21C	SS	3	LH	N.L.A.
89802A4	14-3/4	21C	SS	3	RH	N.L.A.
89802A5	14-3/4	21C	SS	3	RH	N.L.A.
89799A4	15	19C	SS	3	LH	N.L.A.
89800A4	15	19C	SS	3	RH	N.L.A.
89800A5	15	19C	SS	3	RH	N.L.A.

Bravo Two

NLA = 48-18607A42, 48-18609A42

Thrust Washer 55074T Tab Washer 14-34817 Washer 12-55073A2 Nut 11-826711 27

Part No.	Diameter	Pitch	Material	Blades	Rotation	Status or Supersession
	16-1/4	25C	AL	3	LH	AVAIL.
	17-1/4	25C	AL	3	LH	AVAIL.
	16-1/4	25C	AL	3	RH	AVAIL.
	17-1/4	25C	AL	3	RH	AVAIL.
	16-1/2	23C	AL	3	LH	AVAIL.
48-18619A40	17-1/2	23C	AL	3	LH	AVAIL.
	16-1/2	23C	AL	3	RH	AVAIL.
48-18618A40	17-1/2	23C	AL	3	RH	AVAIL.
	16-3/4	21C	AL	3	LH	AVAIL.
48-18617A40	17-3/4	21C	AL	3	LH	AVAIL.
	16-3/4	21C	AL	3	RH	AVAIL.
48-18616A40	17-3/4	21C	AL	3	RH	AVAIL.
	19-1/2	21C	AL	3	RH	AVAIL.
	14-1/4	19C	AL	3	LH	AVAIL.
48-18615A40	18-1/4	19C	AL	3	LH	AVAIL.
	17-1/4	19C	AL	3	RH	AVAIL.
	19-3/4	19C	AL	3	RH	AVAIL.
48-18614A40	18-1/4	19C	AL	3	RH	AVAIL.
	17-3/4	17C	AL	3	LH	AVAIL.
	18-3/4	17C	AL	3	LH	AVAIL.
	18-3/4	17C	AL	3	RH	AVAIL.
	18-3/4	17C	AL	3	RH	AVAIL.
	18-1/4	15C	AL	3	LH	AVAIL.
	19-1/4	15C	AL	3	LH	AVAIL.
	18-1/4	15C	AL	3	RH	AVAIL.
	19-1/4	15C	AL	3	RH	AVAIL.
	19-1/2	13C	AL	3	RH	AVAIL.
	20	11C	AL	3	RH	AVAIL.

HISTORICAL PROPELLER CHARTS

Bravo Three - Gas & Diesel

Prop Wrench 91-805457T1 Rear Prop Nut 862907 Forward Prop Nut 11-859131
Rear Thrust Hub 805101T Forward Thrust Hub 805100

Part No.	Diameter	Pitch	Material	Blades	Rotation	Status or Supersession
823670A 5	13-3/4	28	SS	3	RH	
823669A 5	15	28	SS	3	LH	
823668A 5	14	26	SS	3	RH	
823667A 5	15-1/4	26	SS	3	LH	
823666A 5	14-1/4	24	SS	3	RH	
823665A 5	15-1/2	24	SS	3	LH	
823664A 5	14-1/4	22	SS	3	RH	
823663A 5	15-3/4	22	SS	3	LH	
823662A 5	14-2/5	20	SS	3	RH	
823661A 5	16	20	SS	3	LH	
823670A 6	13-3/4	28	SS	3	RH	
823669A 6	15	28	SS	3	LH	
823668A 6	14	26	SS	3	RH	
823667A 6	15-1/4	26	SS	3	LH	
823666A 6	14-1/4	24	SS	3	RH	
823665A 6	15-1/2	24	SS	3	LH	
823664A 6	14-1/4	22	SS	3	RH	
823663A 6	14-1/4	22	SS	3	LH	
823662A 6	14-3/8	20	SS	3	RH	
823661A 6	16	20	SS	3	LH	

Pre 2017 3 blade Front/Rear Quicksilver Thunderbolt BIII for MerCruiser Bravo Three sterndrives

3 blade front 3 blade rear propellers

For listing of New style 4 blade front 3 blade rear propellers, reference the Quicksilver Bravo Three section within the Quicksilver Propeller Application Charts section of guide
Mixing of old style and new style props is not recommended for best performance.

All Engines

Bravo Three Propeller Hardware (not included with propellers):

Forward Thrust Washer 805101T

Aft Thrust Washer 805100

Forward Prop Nut 859131

Aft Prop Nut 862907

Bravo Three Inner Prop Nut Wrench 805457T 1

Pitch	Material	Finish	Blades (Front & Rear)	LH Rotation Front Prop	RH Rotation Rear Prop	Model
28	SS	Matte	3 & 3			Bravo Three
26	SS	Matte	3 & 3			Bravo Three
24	SS	Matte	3 & 3			Bravo Three
22	SS	Matte	3 & 3			Bravo Three
20	SS	Matte	3 & 3			Bravo Three

Pre 2008 3 blade Front/Rear Mercury MerCruiser Bravo Three

3 blade front 3 blade rear propellers

For listing of New style 4 blade front 3 blade rear propellers Bravo Three in Mercury Propeller Application Charts section of guide

Mixing of old style and new style props is not recommended for best performance

All Engines

Bravo Three Propeller Hardware (not included with propellers):

Forward Thrust Washer 805101T

Aft Thrust Washer 805100

Forward Prop Nut 859131

Aft Prop Nut 862907

Bravo Three Inner Prop Nut Wrench 805457T 1

Pitch	Material	Finish	Blades (Front & Rear)	LH Rotation Front Prop	RH Rotation Rear Prop	Model
30 Cup	SS	Matte	3 & 3			Bravo Three
30	SS	Matte	3 & 3	48-831867A60	48-831868A60	Bravo Three
28 Cup	SS	Matte	3 & 3			Bravo Three
28	SS	Matte	3 & 3			Bravo Three
26 Cup	SS	Matte	3 & 3			Bravo Three
26	SS	Matte	3 & 3			Bravo Three
24 Cup	SS	Matte	3 & 3			Bravo Three
24	SS	Matte	3 & 3			Bravo Three
22 Cup	SS	Matte	3 & 3			Bravo Three
22	SS	Matte	3 & 3			Bravo Three
20 Cup	SS	Matte	3 & 3			Bravo Three
20	SS	Matte	3 & 3			Bravo Three

MerCruiser 215E/215H/All II-TR & TR

NLA = 48-57270A1, 48-57271A1, 48-54733A1, 48-54733A4, 48-57268A1, 48-57269A1, 48-54731A1, 48-54731A4, 48-57266A1, 48-57267A1, 48-54719A1, 48-54720A1, 48-54717A1, 48-54718A1

Thrust Washer 55074T Tab Washer 14-34817 Washer 12-55073 (NLA) Nu

Part No.	Diameter	Pitch	Material	Blades	Rotation	Status or Supersession
54726A 4	18	23C	AL	3	LH	48-18619A40
57264A 1	19-1/4	23	AL	3	RH	48-18618A40
57265A 1	19-1/4	23	AL	3	LH	48-18619A40
77902A 1	19-1/4	23	AL	3	RH	48-18618A40
77902A10	19-1/4	23	AL	3	RH	48-18618A40
48-18618A40	16-1/2	23C	AL	3	RH	AVAIL.
77903A 1	19-1/4	23	AL	3	LH	48-18619A40
77903A10	19-1/4	23	AL	3	LH	48-18619A40
48-18618A40	16-1/2	23C	AL	3	LH	AVAIL.
54727A 1	18-1/2	21	AL	3	LH	48-18617A40
54727A 4	18-1/2	21C	AL	3	LH	48-18617A40
57262A 1	19-1/2	21	AL	3	RH	48-18616A40
57263A 1	19-1/2	21	AL	3	LH	48-18617A40
69262A 1	19-1/2	21	AL	3	RH	48-18616A40
77900A 1	19-1/2	21	AL	3	RH	48-18616A40
77900A10	19-1/2	21	AL	3	RH	48-18616A40
48-18616A40	16-3/4	21C	AL	3	RH	AVAIL.
77901A 1	19-1/2	21	AL	3	LH	48-18617A40
77901A10	19-1/2	21	AL	3	LH	48-18617A40
48-18617A40	17-3/4	21C	AL	3	LH	AVAIL.
54725A 1	19	19	AL	3	LH	48-18615A40
54726A 1	19	19	AL	3	RH	48-18614A40
63305A 1	19-3/4	19	AL	3	LH	48-18615A40
63306A 1	19-3/4	19	AL	3	RH	48-18614A40
69260A 1	19-3/4	19	AL	3	RH	48-18614A40

Not all parts listed are available for the European, C.I.S., Africa and Middle East Markets.

For more information, please contact your local Mercury, Mariner, MerCruiser or Quicksilver Office.

HISTORICAL PROPELLER CHARTS

Part No.	Diameter	Pitch	Material	Blades	Rotation	Status or Supersession
77898A 1	19-3/4	19	AL	3	RH	48-18614A40
77898A10	19-3/4	19	AL	3	RH	48-18614A40
	19-3/4	19C	AL	3	RH	AVAIL.
48-18614A40	17-1/4	19C	AL	3	RH	AVAIL.
77899A1	19-3/4	19	AL	3	LH	48-18615A40
77899A10	19-3/4	19	AL	3	LH	48-18615A40
48-18615A40	17-1/4	19C	AL	3	LH	AVAIL.
54723A 1	20	17	AL	3	LH	
54724A 1	20	17	AL	3	RH	
63303A 1	20	17	AL	3	LH	
63304A 1	20	17	AL	3	RH	
77896A 1	20	17	AL	3	RH	
77896A10	20	17	AL	3	RH	
48-8M0078090	17-3/4	17C	AL	3	RH	AVAIL.
77897A1	20	17	AL	3	LH	
77897A10	20	17	AL	3	LH	
48-8M0078091	17-3/4	17C	AL	3	LH	AVAIL.
54721A 1	19-3/4	15	AL	3	LH	
54722A 1	19-3/4	15	AL	3	RH	
77894A 1	19-3/4	15	AL	3	RH	
77894A10	19-3/4	15	AL	3	RH	
48-8M0078088	18-1/4	15C	AL	3	RH	AVAIL.
77895A 1	19-3/4	15	AL	3	LH	
77895A10	19-3/4	15	AL	3	LH	
48-8M0078089	18-1/4	15C	AL	3	LH	AVAIL.

MerCruiser TRS - Mirage

Rubber Hub - 370 Hp & Below

Thrust Hub 13171 Tab Washer 14-816629 Washer Spined 12-31211A2 Nut 11-52707A1

Solid Hub - 370 Hp & Up

Thrust Hub 14359 Spined Washer (FWD) 12-39701 Flat Washer (Rear) 12-39698 Nut 11-52707Q1

Part No.	Diameter	Pitch	Material	Blades	Rotation	Status or Supersession
821720A 5	14-3/4	29C	SS	3	RH	
821719A 5	14-3/4	29C	SS	3	LH	
19836A 5	14-3/8	27C	SS	3	RH	18280A56
18280A56	14-3/8	27C	SS	3	RH	N.L.A.
19835A 5	14-3/8	27C	SS	3	LH	48-18281A56
13248A 5	14-1/2	25C	SS	3	RH	
13247A 5	14-1/2	25C	SS	3	LH	
13246A 5	14-5/8	23C	SS	3	RH	
13245A 5	14-5/8	23C	SS	3	LH	
13244A 5	14-3/4	21C	SS	3	RH	
13243A 5	14-3/4	21C	SS	3	LH	
13242A 5	15-1/4	19C	SS	3	RH	
13241A 5	15-1/4	19C	SS	3	LH	
19839A 5	15-1/2	17C	SS	3	LH	
19834A 5	15-1/2	17C	SS	3	RH	18278A56
19834A50	15-1/2	17	SS	3	RH	18278A56
18278A56	15-1/2	17	SS	3	RH	N.L.A.
19835A50	14-3/8	27	SS	3	LH	48-18281A56
19836A50	14-3/8	27	SS	3	RH	18280A56
19836A50	15-1/2	17	SS	3	LH	
13241A50	15-1/4	19	SS	3	LH	

HISTORICAL PROPELLER CHARTS

Part No.	Diameter	Pitch	Material	Blades	Rotation	Status or Supersession
13242A50	15-1/4	19	SS	3	RH	
13243A50	14-3/4	21	SS	3	LH	
13244A50	14-3/4	21	SS	3	RH	
13245A50	14-5/8	23	SS	3	LH	
13246A50	14-5/8	23	SS	3	RH	
13247A50	14-1/2	25	SS	3	LH	
13248A50	14-1/2	25	SS	3	RH	
821719A50	14-3/4	29	SS	3	LH	
821720A50	14-3/4	29	SS	3	RH	

MerCruiser TRS - Cleaver (Solid Hub)

Splined Washer (FWD) 12-39701 Flat Washer (Rear) 12-39698 Nut 11-52707Q1

Part No.	Diameter	Pitch	Material	Blades	Rotation	Status or Supersession
74603A 4	14-1/4	25C	SS	3	LH	
13247A50	14-1/2	25	SS	3	LH	
74604A 4	14-1/4	25C	SS	3	RH	
13248A50	14-1/2	25	SS	3	RH	
68560A 4	15	23C	SS	3	RH	
74601A 4	14-1/2	23C	SS	3	LH	
13245A50	14-1/2	23	SS	3	LH	
74602A 4	14-1/2	23C	SS	3	RH	
13246A50	14-1/2	23	SS	3	RH	
68557A 4	15-1/4	21C	SS	3	LH	
68558A 4	15-1/4	21C	SS	3	RH	
74599A 4	14-3/4	21C	SS	3	LH	
13243A50	14-5/16	21	SS	3	LH	
74600A 4	14-3/4	21C	SS	3	RH	
13244A50	14-5/16	21	SS	3	RH	
68555A 4	15-1/2	19C	SS	3	LH	
68556A 4	15-1/2	19C	SS	3	RH	
74597A 4	15	19C	SS	3	LH	
13241A50	15	19	SS	3	LH	
74598A 4	15	19C	SS	3	RH	
13242A50	15	19	SS	3	RH	

MerCruiser TRS - Cleaver (Rubber Hub)

NLA = 48-89799A5, 48-89801A5, 48-89803A5, 48-89804A5, 48-89805A5, 48-89806A5
 Thrust Hub 92950 Tab Washer 14-816629 Washer 12-31211A2 Nut 11-52707Q1

Part No.	Diameter	Pitch	Material	Blades	Rotation	Status or Supersession
89805A 4	14-1/4	25C	SS	3	LH	N.L.A.
89806A 4	14-1/4	25C	SS	3	RH	N.L.A.
89803A 4	14-1/2	23C	SS	3	LH	N.L.A.
89804A 4	14-1/2	23C	SS	3	RH	N.L.A.
89801A 4	14-3/4	21C	SS	3	LH	N.L.A.
89802A 4	14-3/4	21C	SS	3	RH	N.L.A.
89802A 5	14-3/4	21C	SS	3	RH	N.L.A.
89799A 4	15	19C	SS	3	LH	N.L.A.
89800A 4	15	19C	SS	3	RH	N.L.A.
89800A 5	15	19C	SS	3	RH	N.L.A.

Not all parts listed are available for the European, C.I.S., Africa and Middle East Markets.
 For more information, please contact your local Mercury, Mariner, MerCruiser or Quicksilver Office.

HISTORICAL PROPELLER CHARTS

MerCruiser TRS - Laser

370 Hp & Below Only

Thrust Hub 12-835467 1 Tab Washer 14-816629 Washer 12-31211A3 Nut 11-52707Q1

Part No.	Diameter	Pitch	Material	Blades	Rotation	Status or Supersession
11078A40	14-1/8	25	SS	3	RH	
11074A40	14-1/4	23	SS	3	RH	
11070A40	14-3/8	21	SS	3	RH	48-825862A47

MerCruiser TRS - Standard (Aluminum)

255 & 280 Hp Only

NLA = 48-66141A4, 48-66143A4, 48-66145A4, 48-66147A4

Thrust Hub 56292A4 Tab Washer 14-816629 Washer 12-31211A3 Nut 11-52707Q1

Part No.	Diameter	Pitch	Material	Blades	Rotation	Status or Supersession
65480A 4	14-1/2	25C	AL	3	RH	N.L.A.
79580A 4	14-1/2	25C	AL	3	RH	N.L.A.
78126A40	13-3/8	25C	AL	3	RH	N.L.A.
67874A 4	15	23C	AL	3	RH	48-832834A45
79578A 4	15	23C	AL	3	RH	48-832834A45
78124A40	13-1/2	23C	AL	3	RH	48-832834A45
65992A 4	15-1/4	21C	AL	3	RH	48-832832A45
79576A 4	15-1/4	21C	AL	3	RH	48-832832A45
78122A40	13-3/4	21C	AL	3	RH	48-832832A45
66432A 4	15-1/2	19C	AL	3	RH	48-11324A45
11324A45	15-1/2	19C	AL	3	RH	AVAIL.
79574A 4	15-1/2	19C	AL	3	RH	48-11324A45
11324A45	15-1/2	19C	AL	3	RH	AVAIL.
78120A40	14	19C	AL	3	RH	48-832830A45
66450A 4	16	17C	AL	3	RH	48-16440A45
79572A 4	15-3/4	17C	AL	3	RH	48-16440A45
78118A40	14-1/2	17C	AL	3	RH	48-832828A45
832828A45	14-1/2	17C	AL	3	RH	AVAIL.
16440A40	16	16C	AL	3	RH	48-16440A45

MerCruiser II

NLA = 48-54352A1, 48-54352A4, 48-54353A1, 48-54353A4, 48-53496A1, 48-53496A4, 48-53497A1, 48-53497A4, 48-49978A1, 48-49978A4, 48-49979A1, 48-49979A4, 48-54829A4, 48-49973A1, 48-49973A4, 48-49974A1, 48-49974A4, 48-33237A1, 48-33238A1, 48-33238A4, 48-4997

Part No.	Diameter	Pitch	Material	Blades	Rotation	Status or Supersession
	19-1/2	21	AL	3	RH	AVAIL.
	19-3/4	19	AL	3	RH	AVAIL.

MerCruiser III

NLA = 48-47691A1, 48-47691A4, 48-47692A1, 48-47692A4, 48-47693A1, 48-47693A4, 48-47694A1, 48-47694A4, 48-47695A4, 48-47696A4, 48-47697A1, 48-47697A4, 48-47698A1, 48-47698A4, 48-47699A4, 48-47700A4, 48-47701A1, 48-47701A4, 48-47702A1, 48-47702A4, 48-4770

Part No.	Diameter	Pitch	Material	Blades	Rotation	Status or Supersession
47707A 1	19-1/4	25	AL	3	LH	N.L.A.
47708A 1	19-1/4	25	AL	3	RH	N.L.A.
47705A 1	19-3/4	23	AL	3	LH	N.L.A.
47704A 1	20	21	AL	3	RH	N.L.A.
47699A 1	20	17	AL	3	LH	N.L.A.
47700A 1	20	17	AL	3	RH	N.L.A.
47695A 1	20	13	AL	3	LH	N.L.A.
47696A 1	20	13	AL	3	RH	N.L.A.
47704A10	20	21	AL	3	RH	N.L.A.

HISTORICAL PROPELLER CHARTS

Part No.	Diameter	Pitch	Material	Blades	Rotation	Status or Supersession
47708A10	19-1/4	25	AL	3	RH	N.L.A.
47707A10	19-1/4	25	AL	3	LH	N.L.A.
47699A10	20	17	AL	3	LH	N.L.A.
47700A10	20	17	AL	3	RH	N.L.A.
47695A10	20	13	AL	3	LH	N.L.A.
47696A10	20	13	AL	3	RH	N.L.A.

PROPELLER HARDWARE AND ACCESSORIES

PROPELLER HARDWARE AND ACCESSORIES

HUB CROSS-REFERENCE CHART

Mercury Rubber Hub Cross-Reference Chart

Application	Name	Hub Style	Hub or Sleeve P/N	Thrust Washer	Aft Washer / Sheer Pin	Nut	Cotter Pin	Nut Kit
Mercury/Mariner 2.5-3.5 HP FourStroke	Flo-Torq I	Rubber	N/A	N/A	17-815111Q02	N/A	18-95295	N/A
Mercury/Mariner 4-6 HP FourStroke	Flo-Torq I	Rubber	N/A	16145Q01	12-16146	11-16147	18-815026	N/A
Mercury/Mariner 8-9.9 HP (2005 and Newer)	Flo-Torq I	Rubber	897453T	8M0131240	12-16146	11-16147	18-815026	803743Q02
Mercury/Mariner 6-15 HP 2-Stroke, 9.9 HP FourStroke (1995-2004), 15 HP FourStroke (Thru 2007)	Flo-Torq I	Rubber	827598T			11-40140	N/A	11-13914Q02
Mercury/Mariner 9.9 HP BigFoot, ProKicker (2005 and Newer) 15-20 FourStroke (2007 and Newer)	Flo-Torq I	Rubber	8M0054769	803743	12-16140 2	11-16147 1	18-815026 4	803743Q01
Mercury/Mariner 20/25 HP 2-Stroke (1980-2006), 9.9 & 15 HP BigFoot (1999-2004)	Flo-Torq I	Rubber	19669T	858498	N/A	11-40119 12	N/A	11-40119Q02
Mercury/Mariner 25-30 HP FourStrokes (2006 and Newer)	Flo-Torq I	Rubber	897001T	16145 2	12-16140 2	11-16147 1	N/A	13914Q03
Mercury/Mariner 25 HP BigFoot, 30 HP 2-Stroke, 40-60 HP 2-Stroke and FourStrokes excluding BigFoot (1977 and Newer)	Flo-Torq I	Rubber	43676T	73345A 1	14-76281Q	11-69578Q 1	N/A	11-31990Q02
Mercury/Mariner 40-60 BigFoot FourStrokes with Silver (A33) Propellers	Flo-Torq I	Rubber	859173	12-835467Q01	12-31211Q03	11-52707Q 1	N/A	11-827614Q01

FLO-TORQ II APPLICATION CHARTS

Mercury/Mariner/Force & MerCruiser Sterndrive

Application	Flo-Torq Hub Kit	Forward Trust Washer	Drive Sleeve	Bushing	Aft Adaptor	Aft Spacer/ Washer	Nut	Cotter Pin
Mercury 75 2 Stroke 1984 & Newer, 90 & 115 2 Stroke 1978 & Newer, 125 HP 1994 & Newer, Verado	835257Q 1	12-835467Q01	835290Q 1	N/A	826074Q 1	8M0042130	11-52707Q 1	N/A

PROPELLER HARDWARE AND ACCESSORIES

Application	Flo-Torq Hub Kit	Forward Trust Washer	Drive Sleeve	Bushing	Aft Adaptor	Aft Spacer/ Washer	Nut	Cotter Pin
200-300 HP, Alpha & Bravo 1 Stern drives								
Force 75 1999, 90-150 1995 and Newer	835257Q 1	12-835467Q01	835290Q 1	N/A	826074Q 1	8M0042130	11- 52707Q 1	N/A
Mercury 40-60-HP BigFoot and 90-115 4 Stroke	835257Q 9	12-835467Q01	881940Q 1	N/A	8M0061986	8M0042130	11- 52707Q 1	N/A
Mercury Verado 135-175 (Flo-Torq IV)	835257Q10	12-835467Q01	896233Q01	N/A	8M0061986	8M0042130	11- 52707Q 1	N/A
Mercury V-6 For Use With Surfacing Propellers; Tempest Plus, Trophy Plus, & Fury	835257Q 6	12-835467Q01	835290Q 1	23-856163Q 1	826074Q 1	8M0042130	11- 52707Q 1	N/A
Mercury Racing Choppers & Cleavers for V-6 Outboards	835258Q 1	12-835467Q01	850821Q11	N/A	826074Q 1	8M0042130	11- 52707Q 1	N/A
Mercury 400+ Bravo I	835258Q 2	12-835467 5	850821Q2	849501	826074Q 1	8M0042130	11- 52707Q 1	N/A
Verado 350 SCI, Mercruiser XZ and XR Racing Sport and Torque Master (1.25 Shaft)	840389Q06	N/A	N/A	N/A	N/A	N/A	N/A	N/A

Yamaha Flo-Torq

Application	Flo-Torq II Hub Kit	Forward Trust Washer	Drive Sleeve	Bushing	Aft Adaptor	Aft Spacer/ Washer	Nut	Cotter Pin
Yamaha 115, 130 HP 1984 and newer	835271Q 2	12-853948T	835290Q 1	N/A	826074Q 1	12-850076	859939	18- 47959
Yamaha 50-100 HP	835272Q 1	12-853555	835290Q 1	N/A	826074Q 1	12-850076	859939	18- 47959
Yamaha 150-300 HP 4-Stroke, Including SHO	835274Q 1	12-853948T	835290Q 1	N/A	826074Q 1	12-887972	859939	18- 47959
Yamaha 150-300 HP 2-Stroke, HPDI, VMAX and 130-300HP Stern drives	835271Q 2	12-853948T	835290Q 1	N/A	826074Q 1	12-850076	859939	18- 47959
Yamaha 200-250 HP VMAX SHO 4-Stroke	8M0075402	23-8M0064826	835290Q 1	23-856163Q 1	826074Q 1	12-887972	859939	18- 47959

Evinrude/Johnson/OMC & Volvo SX Flo-Torq

Application	Flo-Torq II Hub Kit	Forward Trust Washer	Drive Sleeve	Bushing	Aft Adaptor	Aft Spacer/ Washer	Nut	Cotter Pin
Evinrude/Johnson V-4	835266Q 1(1)	859915	835290Q1(Delrin)	N/A	834839Q	N/A	859929	18- 89961
Johnson 90-115 HP 4-Stroke	835283Q 1	12-888939	835290Q1(Delrin)	N/A	826074Q 1	12-887972	859939	18- 47959
Johnson 140 HP 4-Stroke Outboard	835283Q 2	12-835467008	835290Q1(Delrin)	N/A	826074Q 1	12-887972	859939	18- 47959
Evinrude/Johnson/OMC Stern Drives V-6, V-8 1991 & Newer	8M0119081	12-835467008	835290Q1(Delrin)	N/A	834839Q	Included with Nut		Included with Nut
Evinrude/Johnson 250 V-6 2002 & Newer	8M0119081	12-835467008	835290Q1(Delrin)	N/A	834839Q	Included with Nut		Included with Nut
Evinrude/Johnson/OMC Stern Drives V-6, V-8/ 1990 & Older	8M0119082	12-835467Q01	835290Q1(Delrin)	N/A	834839Q	Included with Nut		Included with Nut
OMC Cobra SX/Volvo SX 1994 & Newer (19 tooth spline)	8M0119083	12-835467008	835290Q1(Delrin)	N/A	850330Q	879143		Included with Nut

(1) Use hub kit only with Quicksilver small labyrinth seal propellers: QA2202X thru QA2208X, QA 3828X thru QA3832X and QS5136X thru QS5144X.

Not all parts listed are available for the European, C.I.S., Africa and Middle East Markets.
For more information, please contact your local Mercury, Mariner, MerCruiser or Quicksilver Office.

PROPELLER HARDWARE AND ACCESSORIES

Honda Flo-Torq

Application	Flo-Torq II Hub Kit	Forward Thrust Washer	Drive Sleeve	Bushing	Aft Adaptor	Aft Spacer/ Washer	Nut	Cotter Pin
Honda 75-90 HP 1999 & Newer, 115-130 HP All YRS.	835279Q 2	12-853359	835290Q1(Delrin)	N/A	826074Q 1	8M0042130	11- 52707Q 1	N/A
Honda 75-90 HP thru 1998	835277Q 1	12-835467Q01	835290Q1(Delrin)	N/A	826074Q 1	8M0042130	11- 52707Q 1	N/A
Honda 135-250 HP 4-Stroke	835278Q 1	12-888451	835290Q1(Delrin)	N/A	826074Q 1	12-887972	859939	18- 47959

Suzuki & Tohatsu/Nissan Flo-Torq

Application	Flo-Torq II Hub Kit	Forward Thrust Washer	Drive Sleeve	Bushing	Aft Adaptor	Aft Spacer/ Washer	Nut	Cotter Pin
Suzuki 60 HP 4-Stroke (1998 and newer), 70 HP 4-Stroke (1998-2008), 75-140 HP 2-Stroke	835282Q 1(1)	12-854621	835290Q 1	N/A	834839Q	12-887972	859939	18- 47959
Suzuki 70-90 HP (2009 and newer)	835283Q03	12-8M0042329	835290Q 1	N/A	826074Q 1	12-887972	859939	18- 47959
Suzuki 90-115 HP 4-Stroke (2001-2008)	835283Q 1	12-888939	835290Q 1	N/A	826074Q 1	12-887972	859939	18- 47959
Suzuki 140 HP 4-Stroke, 100-115 HP 4-Stroke (2009 and newer)	835283Q 2	12-835467008	835290Q 1	N/A	826074Q 1	12-887972	859939	18- 47959
Suzuki 150-300 HP	835281Q 1	12-853359	835290Q 1	N/A	826074Q 1	12- 31211Q03	859939	18- 47959
Tohatsu/Nissan 60-140 HP	835284Q 1	12-853948T	835290Q 1	N/A	826074Q 1	12- 16140	11- 16147	18-815026

(1) Use hub kit only with Quicksilver small labyrinth seal propellers: QA2202X thru QA2208X, QA 3828X thru QA3832X and QS5136X thru QS5144X.

FLO-TORQ REFLEX HUB KITS

FLO-TORQ REFLEX HUB KIT QUICKSILVER



835257Q12

Kit includes: Forward thrust washer, Reflex drive sleeve (8M0047148), Aft Washer and Prop Nut (8M0045381).

Mercury/Mariner 40-60 HP FourStroke (not CT/BigFoot), 30 HP FourStroke 1994-2005, 30-60 HP 2-Stroke 1977 and newer, 25 HP CT/BigFoot, 55 HP SeaPro/Marathon, Yamaha 40-60 HP (Excluding 50T and 60T), Honda 40-50 HP with separately purchased 8M0046466 Thrust Washer, Suzuki 35-60 HP with separately purchased 8M0088039 Thrust Washer, Tohatsu 35-50 hp with separately purchased 8M0053074 Thrust Washer

Quicksilver Branded, Hanging Box Point of Sale Packaged.

DRIVE SLEEVE

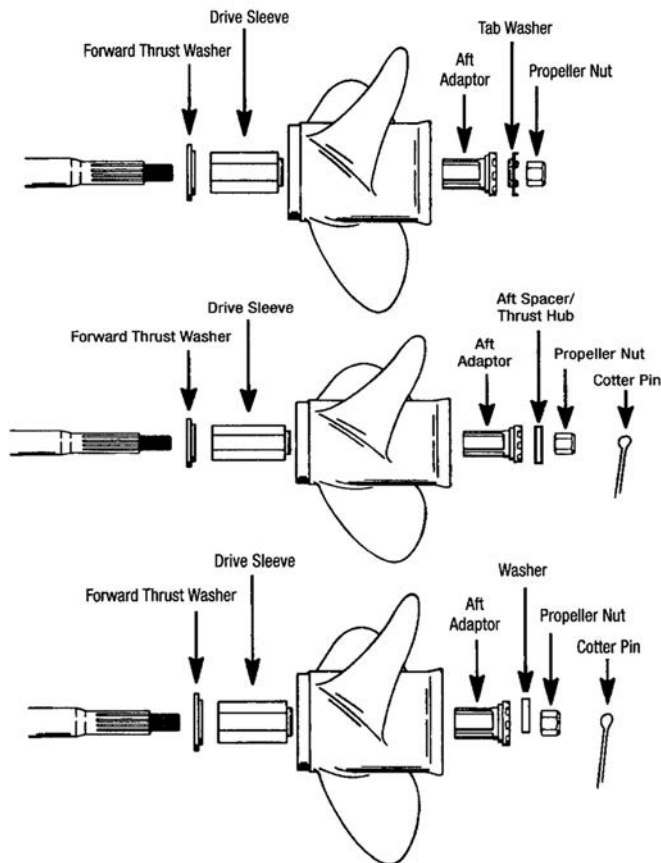


8M0047148

Plastic drive sleeve Flo-Torq Reflex Composite Drive Sleeve

FLO-TORQ II, III, IV & HD HUB KITS

Quicksilver Propellers can improve performance of any Boat. Use the following Flo-Torq II chart for proper hardware selection.



FLO-TORQ II HUB KIT MERCURY



835257Q 1

- 835467 1 Forward thrust washer
- 879637 Plastic drive sleeve
- 826074Q1 Aft adaptor with tab washer
- 827614 1 Prop nut

Mercury/Mariner 40-60 HP CT/Bigfoot, 70-250 HP, Force 90-120, Verado 150-300, MerCruiser Alpha, Alpha One & Bravo One (under 400 HP)
Quicksilver Branded, Hanging Box Point of Sale Packaged.

FLO-TORQ II HUB KIT WITH BUSHING MERCURY



835257Q 6

- 835467 1 Forward thrust washer
- 879637 Plastic drive sleeve
- 856163 1 Bushing
- 826074Q1 Aft adaptor with tab washer
- 827614 1 Prop nut

Typically used with high speed surface piercing applications. Propellers used in these applications are the Mercury Fury, Fury 4, Tempest, Rev 4, Bravo I and Quicksilver Torrent and Q4.

Quicksilver Branded, Hanging Box Point of Sale Packaged.

FLO-TORQ III HUB KIT MERCURY



835257Q 9

- 835467 1 Forward thrust washer
- 881940A 1 Drive sleeve assembly
- 8M0061986 Aft adaptor with tab washer
- 827614 1 Prop nut

Flo-Torq III 40-60 HP FourStroke CT/Bigfoot, 75-115 HP, 90/115 CT FourStroke and Opti-Max (Aluminum or Stainless steel props, reduces rattle)

Quicksilver Branded, Hanging Box Point of Sale Packaged.

FLO-TORQ IV HUB KIT MERCURY



835257Q10

- 835467 1 Forward thrust washer
- 896233A01 Drive sleeve assembly
- 8M0061986 Aft adaptor with tab washer
- 827614 1 Prop nut

Flo-Torq IV hub kit for Mercury 150 4-stroke and Verado L4SC 135-200 HP (Aluminum or Stainless steel props, reduces prop rattle).

Quicksilver Branded, Hanging Box Point of Sale Packaged.

Quicksilver Branded

PROPELLER HARDWARE AND ACCESSORIES

PROPELLER HARDWARE AND ACCESSORIES

FLO-TORQ II SOLID HUB KIT



835258Q 1

Kit contains: Forward thrust washer (hardened), Steel (3 7/8 in.) drive sleeve, Aft adapter, Tab Washer & Prop nut

For use with Chopper, Cleaver, Lightning ET, Pro ET & old style Bravo I (with MerCruiser logo) propellers.

Quicksilver Branded, Hanging Box Point of Sale Packaged.

FLO-TORQ II SOLID HUB KIT



835258Q 2

Kit contains: Forward thrust washer (hardened), Steel (3 5/8) drive sleeve, Aft adapter, Tab washer & Prop nut

Standard length hub for use with Fury, Tempest Plus, Mirage Plus, REV 4, Trophy Plus, Bravo I & Maximus propellers (Bravo One Sterndrive 400HP+, 1" prop shaft).

Quicksilver Branded, Hanging Box Point of Sale Packaged.

MERCURY FLO-TORQ SSR SOLID



8M0101602

For use with Mercury/Mariner outboards with a 1" propeller shaft.

Mercury Branded, Hanging Box Point of Sale Packaged.

QUICKSILVER FLO-TORQ SSR HD



8M0101603

840383A 2 Prop nut & washer kit

For use with Mercury/Mariner outboards with a 1.25" propeller shaft. 225-250 HP Pro XS with Torque Master II gearcase, 300 and 350 HP Verado with 5.44" HD gearcase, and Verado 400R

Quicksilver Branded

FLO-TORQ II HD SOLID HUB KIT MERCURY



840389Q06

840382A02 Black snubber strip replacement kit

840383A 2 Prop nut and washer kit

8M0142084 HD Prop Hub Bushing Kit

For use with HD (Heavy Duty) 1.25" propshaft when installed on Sport Master, Torque, Torque II, HD Fleet Master, Verado 5.25" outboard gearcases, MerCruiser Bravo One XR or XZ, Sport Master, shorty Sport Master and Sport sterndrives.

Quicksilver Branded, Hanging Box Point of Sale Packaged.

FLO-TORQ II HUB KIT HONDA



835277Q 1

835467 1 Forward thrust washer

879637 Plastic drive sleeve

826074Q1 Aft adapter with Tab Washer

827614 1 Prop nut

Honda outboards (75-90 HP thru 1998)

Quicksilver Branded, Hanging Box Point of Sale Packaged.

FLO-TORQ II HUB KIT HONDA



835279Q 2

853359 Forward thrust washer

879637 Plastic drive sleeve

826074Q 1 Aft adapter

887972 Washer

859939 Prop Nut

88961 Cotter pin

Honda outboards (75-90 HP 1999-present, 115-130 HP)

Quicksilver Branded, Hanging Box Point of Sale Packaged.

FLO-TORQ II HUB KIT HONDA



835278Q 1

- 888451 Forward thrust washer
- 879637 Plastic drive sleeve
- 826074Q1 Aft adapter
- 887972 Spacer
- 859939 Nut
- 89961 Cotter Pin

Honda 135, 150, 200, 225 and 250 HP 4-Stroke. Can be used with Mercury Racing propellers.

FLO-TORQ II HUB KIT



835283Q 1

- 888939 Fwd thrust washer
- 879637 Plastic drive sleeve
- 826074Q1 Aft adapter
- 887972 Washer
- 859939 Nut
- 89961 Cotter Pin

Johnson & Suzuki 90-115 HP 4-Stroke O/B
Quicksilver Branded, Hanging Box Point of Sale Packaged.

FLO-TORQ II HUB KIT EVINRUDE E-TEC G2



8M0107220

- 8M0107491 Forward thrust washer
- 879637 Plastic drive sleeve
- 826074Q1 Aft adapter
- 8M0107489 Prop Nut
- 89961 Cotter pin

Evinrude E-TEC G2, 2014 AND NEWER
Quicksilver Branded, Hanging Box Point of Sale Packaged.

FLO-TORQ II HUB KIT SUZUKI



835283Q 2

- 835467 1 Fwd thrust washer
- 879637 Plastic drive sleeve
- 826074Q1 Aft adapter
- 887972 Washer
- 859939 Nut
- 89961 Cotter Pin

Johnson & Suzuki 140 HP 4-Stroke O/B
Quicksilver Branded, Hanging Box Point of Sale Packaged.

FLO-TORQ II HUB KIT EVINRUDE & JOHNSON



835266Q 1

- 859915 Thrust washer
- 879637 Plastic drive sleeve
- 834839Q Aft adapter
- 859929 Nut
- 89961 Cotter pin

Evinrude & Johnson outboards (V-4 gearcase, 1968-present). For use with propellers that have cut down labyrinth seal.
Quicksilver Branded, Hanging Box Point of Sale Packaged.

FLO-TORQ II HUB KIT SUZUKI



835282Q 1

- 854621 Fwd thrust washer
- 879637 Plastic drive sleeve
- 834839Q Aft adapter
- 854621 Washer
- 859939 Nut
- 89961 Cotter Pin

Suzuki 60 HP 4-Stroke (1998 and Newer) 70 HP 4-Stroke (1998-2008) 75-140 HP 2-Stroke
Quicksilver Branded, Hanging Box Point of Sale Packaged.

PROPELLER HARDWARE AND ACCESSORIES

FLO-TORQ II HUB KIT SUZUKI



835281Q 1

853358	Fwd thrust washer
879637	Plastic drive sleeve
826074Q1	Aft adapter
31211A3	Washer
859939	Nut
89961	Cotter Pin

Suzuki 150-225 HP 2-Stroke Outboards and 150-250 HP 4-Stroke Outboards. Can be used with Mercury Racing propellers.
Quicksilver Branded, Hanging Box Point of Sale Packaged.

FLO-TORQ II HUB KIT SUZUKI



835283Q03

8M0042329	Fwd thrust washer
879637	Plastic drive sleeve
826074Q1	Aft adapter
887972	Washer
859939	Nut
89961	Cotter Pin

Suzuki 70-90 HP 2009 and Newer
Quicksilver Branded, Hanging Box Point of Sale Packaged.

FLO-TORQ II HUB KIT TOHATSU



835284Q 1

853948	Fwd thrust washer
879637	Plastic drive sleeve
826074Q1	Aft adapter
16140	Washer
16147	Nut
815026	Cotter Pin

Tohatsu/Nissan (70C, 90-140 HP)
Quicksilver Branded, Hanging Box Point of Sale Packaged.

FLO-TORQ II HUB KIT EVINRUDE, JOHNSON AND OMC



8M0119081

835467008	Forward thrust washer
879637	Plastic drive sleeve
834899Q	Aft adapter
8M0107489	Nut
89961	Cotter Pin
8M0118201	Washer Spacer

Evinrude/Johnson outboards and OMC stern drive (V6 & V8 gearcase, 1991 and newer including 150+ hp outboards and 2003 V6 with crescent gearcase. Caution! When installing stainless steel propellers, remove the anode to bearing carrier and check clearance before operation. Will not work with the OMC Cobra.
Quicksilver Branded, Hanging Box Point of Sale Packaged.

FLO-TORQ II HUB KIT EVINRUDE, JOHNSON AND OMC



8M0119082

835467 1	Forward thrust washer
879637	Plastic drive sleeve
834899Q	Aft adapter
8M0107489	Nut
8M0118201	Washer Spacer
89961	Cotter pin

Evinrude/Johnson, OMC stern drives (V-6 & V-8 gearcase, 1984-1990). Caution! When installing stainless steel propellers, remove the anode to bearing carrier and check clearance before operation.
Quicksilver Branded, Hanging Box Point of Sale Packaged.

FLO-TORQ HUB KIT OMC COBRA / VOLVO SX



8M0119083

835467	Forward thrust washer
879637	Plastic drive sleeve
850330Q	Aft adapter
8M0107489	Nut
89961	Cotter Pin
8M0118204	Washer Spacer

OMC Cobra an Volvo SX stern drive 19-tooth spline 1996 & Newer. Caution! When installing stainless steel propellers, remove the anode to bearing carrier and check clearance before operation.
Quicksilver Branded, Hanging Box Point of Sale Packaged.

FLO-TORQ II HUB KIT YAMAHA



835272Q 1

- 853555 Forward thrust washer
- 879637 Plastic drive sleeve
- 826074Q1 Aft adapter
- 850076 Spacer
- 859935 Nut
- 89961 Cotter Pin

Yamaha outboards (50-100 HP, splined forward thrust washer)
Quicksilver Branded, Hanging Box Point of Sale Packaged.

FLO-TORQ III HUB KIT YAMAHA



835272Q09

- 853555 Forward thrust washer
- 881940A 1 Drive Sleeve Assembly
- 8M0061986 Aft adapter
- 850076 Spacer
- 859939 Nut
- 89961 Cotter Pin

Yamaha outboards (50-100 HP, splined forward thrust washer)
Quicksilver Branded, Hanging Box Point of Sale Packaged.

FLO-TORQ II HUB KIT YAMAHA



835271Q 2

- 853948 Forward thrust washer
- 879637 Plastic drive sleeve
- 826074Q1 Aft adapter
- 850076 Spacer
- 859939 Nut
- 89961 Cotter Pin

Yamaha 150-300 HP HPD1 2-stroke outboards using a one piece thrust washer
and all Yamaha stern drives

Quicksilver Branded, Hanging Box Point of Sale Packaged.

FLO-TORQ II HUB KIT YAMAHA



8M0075402

- 8M0064826 Forward thrust washer
- 879637 Plastic drive sleeve
- 826074Q1 Aft adapter
- 887972 Spacer
- 859939 Nut
- 89961 Cotter Pin

115-250 HP VMAX SHO 4 stroke outboards using a two piece thrust washer.

Use part number 835274Q1 if OEM hub uses single piece thrust washer

Quicksilver Branded, Hanging Box Point of Sale Packaged.

FLO-TORQ IV HUB KIT YAMAHA



835271Q09

- 853948 Forward thrust washer
- 896233A01 Drive Sleeve Assembly
- 8M0061986 Aft adapter
- 850076 Spacer
- 859939 Nut
- 89961 Cotter Pin

Yamaha outboards & stern drives (V-4 & V-6 gearcase, 1980-present), excluding
the four stroke 225EFI.

Quicksilver Branded, Hanging Box Point of Sale Packaged.

FLO-TORQ II HUB KIT



835274Q 1

- 853948 1 Forward thrust washer
- 879637 Plastic drive sleeve
- 826074Q1 Aft adapter
- 887972 Spacer
- 859939 Nut
- 89961 Cotter Pin

150-300 HP 4 stroke outboards and 115-250 VMAX SHO outboards using OEM
single piece thrust washer

Use p/n 8M0075402 for 115-250 VMAX SHO outboards using OEM two piece
thrust washer

Quicksilver Branded, Hanging Box Point of Sale Packaged.

PROPELLER HARDWARE AND ACCESSORIES

DRIVE SLEEVE



835290Q 1

Plastic drive sleeve Flo-Torq II
Quicksilver Branded, Hanging Box Point of Sale Packaged.

DRIVE SLEEVE



881940Q 1

Flo-Torq III Spring Drive Sleeve
For use with 40 - 60 BigFoot, 75 - 115 HP FourStroke outboards (Reduce prop rattle)

DRIVE SLEEVE



896233A01

Flo-Torq IV Spring Drive Sleeve
For use with Verado L4SC 135-175 HP (Aluminum or Stainless steel props, reduces prop rattle).

HUB ASSEMBLY WITH SLEEVE



850821Q11

Long, (3 7/8") with bushing (849501-1), included in steel hub kits
Stainless steel drive sleeve for A45/A55 P/N suffix (400 HP+) for use with Chopper, Cleaver, Lightning ET, Pro ET & Bravo I (with MerCruiser logo) propellers. Used with Mercury and selected Yamaha propshafts.
Quicksilver Branded, Hanging Box Point of Sale Packaged.

HUB ASSEMBLY WITH SLEEVE



850821Q12

Short, (3 5/8") with bushing (849501-1), included in steel hub kits
Stainless steel drive sleeve for A46/A47/A56 P/N suffix (400 HP+). Standard length hub for use with Tempest Plus, Mirage Plus, REV 4, Trophy Plus, Bravo I & Maximus propellers (Bravo One Sterndrive 400HP+, 1" prop shaft). Used with Mercury and selected Yamaha propshafts.
Quicksilver Branded, Hanging Box Point of Sale Packaged.

AFT ADAPTER WITH TAB WASHER



826074Q 1

Adapter for use with Flo-Torq II plastic Drive Sleeve (15 Spline)
Kit contains: 8M0042201 (aft adapter) & 8M0042130 (tab washer)
Mercury 40 BigFoot - 250 HP outboards & MerCruiser Alpha and Bravo One Sterndrives, Honda 75 - 225 HP, Suzuki 90 - 140 4-stroke & 150 - 225 HP, Tohatsu/Nissan 40 - 140 HP, Yamaha 50 - 225 HP outboards (1" prop shaft).
Quicksilver Branded, Hanging Box Point of Sale Packaged.

AFT ADAPTER WITH TAB WASHER



8M0061986

Kit contains 8M0115120 (aft adapter) & 8M0042130 (tab washer)
Drive sleeve for use with Flo-Torq III and IV. (15 Spline) Includes pin style tab washer

AFT ADAPTER



834839Q

Adapter OMC, Suzuki V-4 (Flo-Torq II) 13 spline

AFT ADAPTER



834899Q

Adapter OMC V-6, V-8 outboard (Flo-Torq II) 15 Spline

AFT ADAPTER



850330Q

Adapter Volvo SX, 19 spline (Flo-Torq II)

BUSHING - PROP HUB



23-849501Q 1

Included in steel hub kits (Flo-Torq II)

BUSHING - PROP HUB



23-856163Q 1

Forward bushing for Flo-Torq II drive sleeve

Typically used for Tempest Plus, Trophy Plus, Revolution 4 & Bravo 1 in a surface piercing application with Flo-Torq II.

Note, this bushing is included in Flo-Torq kit # 835257K6 / 835257Q 6.

BUSHING



23-823516

Blade bushing Power 2 shifting prop

Priced individually, sold @ multiples of 6

PROP BUSHING



23-822974

Prop Bushing.

Fits Mercury Racing Six and M8 Drive (thin wall).

PROP BUSHING




23-8M0108472

For Mercury Racing Cleavers with 1.25" propshaft.

PROPELLER HARDWARE AND ACCESSORIES

HD/SSR HUB BUSHING RETAINER KIT



8M0142084

For use with Mercury Racing 1.25 inch HD Hub and SSR HD Hub.

PROP EXHAUST SEAL RING



878421

Will reduce ventilation when using Trophy Plus on a V-6 gearcase (prevents over/under exhaust). Recommended on 200- 275 Verado when using Trophy Plus.

VENT CONTROL RING



8M0086395

Reduces ventilation when used with Pro Max propellers on 4.8" gearcase; also recommended to use on the Mercury 150 FS and 75 - 115 CT with Trophy Plus propellers. The vent control ring allows minimal exhaust to flow between gearcase and ring during planing. Place the ring chamfer side up on the floor, press the propeller into the ring.

RETAINING RING



53-822975

For Mercury Racing Six and M8 Drive prop bushing 822974.

53-8M0108475

For Mercury Racing Outboard Cleavers with 1.25" propshaft, bushing 8M0108472.

PROP REVERSE KIT



822559Q01

Prop reverse kit (6-15 HP 2-Stroke)
Priced individually, sold @ multiples of 2

SNUBBER STRIP KIT



840382A02

Snubber strips and double sided tape.
For use with Mercury Racing HD Hub Kit (840389Q06).

ANODES

PROP NUT ANODE KIT



809664A 1

1-1/8 in. Shaft, 3/4 in. NF 16
Fits Mercury/Mariner 70 hp and higher outboards (except 225 EFI FourStroke); Also fits MC-I, R, MR, Alpha, Bravo One & TRS sterndrives (1970 & newer)

PROP NUT ANODE KIT



809666A02

Aluminum, For use in saltwater or freshwater.
1-3/8 in. Shaft, 1 in. NF 14
Fits Bravo III drives (s/n 0M179451 and below)

809666A03

Magnesium. For use in freshwater only.
1-3/8 in. Shaft, 1 in. NF 14
Fits Bravo III drives (s/n 0M179451 and below)

REPLACEMENT PROP NUT ANODE



809662T

2 in. Aluminum Anode Shell
Replacement Shell for 809662A 1

REPLACEMENT PROP NUT ANODE



809666T

2-5/16 in. Aluminum Anode Shell
Replacement Shell for 809666A 1 and 809666A02

REPLACEMENT PROP NUT ANODE



809670T

2-1/2 in. Aluminum Anode Shell
Replacement Shell for 809670A 1

ANODIC PLATE



76214Q 5

Aluminum
Provides additional clearance for high rake propellers.
Fits Mercury/Mariner 35-300hp, Force 90 & 120hp 1995 and newer, MerCruiser Alpha One Gen II and Bravo I, II, III, X XR & XZ drives.
Priced individually, sold @ multiples of 2
Quicksilver Branded, Clamshell Package Point of Sale Packaged.

DIFFUSER RINGS

DIFFUSER RING



87715T

Mercury 20-25 HP (current product)

DIFFUSER RING



68861T

Mercury/Mariner 25 (4-Stroke), 30-60 HP, Force 40-75 HP

DIFFUSER RING



68858T

Mercury/Mariner 41/4" gearcase current Black Max (75-125 HP)

PROPELLER HARDWARE AND ACCESSORIES

DIFFUSER RING



45676T

Mercury/Mariner V-6, Alpha, Bravo I & TRS (current 43/4" gearcase propellers)

DIFFUSER RING



54737T

MerCruiser Bravo II

DIFFUSER RING



42594T

OMC 9.9 - 15 HP

PROP NUT KITS

PROP NUT KIT



FA94094-2

819883 Prop nut
18-89961 Cotter pin
25-20195 O-Ring
Force 30, 40, 50

PROP NUT KIT



11-817752A 1

820100 Prop nut
18-45882 Cotter pin
Force 4, 5, 7.5 & 15

PROP NUT KIT



11-13914Q02

821932 1 Thrust washer, 23-42091 1 Spacer, 11-40140 Prop nut
Mercury/Mariner 6-15 HP 2-cycle, 9.9 hp FourStroke (1994-2004), 15 hp
FourStroke (1994-2006), Force 9.9/15 hp 2-cycle 1998 & newer.
Priced individually, sold @ multiples of 2
Quicksilver Branded, Clamshell Package Point of Sale Packaged.

PROP NUT KIT



13914Q03

Prop nut, thrust hub, cotter pin & washer
Fits the Mercury/Mariner 25 & 30 hp. EFI FourStroke outboards beginning with
MY2006.
Priced individually, sold @ multiples of 2

PROP NUT KIT



803743Q01

803743 THRUST HOLDER
 12-16140 2 WASHER
 11-16147 1 PROP NUT
 18-815026 4 COTTER PIN
 Fits the Mercury / Mariner 9.9 HP BF FS/ Pro Kicker, 15/20 HP FS (9.9 Big Foot Model Year 2005 and Newer) (15/20 HP FS 2007 and Newer).
 Priced individually, sold @ multiples of 2

PROP NUT KIT



803743Q02

8M0070811 THRUST HOLDER
 12-16146 WASHER
 11-16147 PROP NUT
 18-815026 1 COTTER PIN
 Mercury / Mariner 8/9.9 HP FS, (Model Year 2005 and Newer)
 Priced individually, sold @ multiples of 2

PROP NUT KIT



11- 64075A 1

23-65439 Spacer
 12-79552 Washer
 11-61075(11-89103) Prop nut
 Mercury/Mariner 200 (old 20 HP)

PROP NUT KIT



11- 40119Q02

858498 Front thrust washer, 11-40119 12 Prop nut
 Mercury/Mariner 18-25 HP (1980 to present)
 Priced individually, sold @ multiples of 2
 Quicksilver Branded, Clamshell Package Point of Sale Packaged.

PROP NUT KIT



11- 69578Q 1

Kit includes a special locking nut and two tab washers.
 For use on Mercury/Mariner 30-60 hp. outboard engines.
 Priced individually, sold @ multiples of 2
 Quicksilver Branded, Clamshell Package Point of Sale Packaged.

HARDWARE KIT



8M0088039

Adapts 40-60 HP Black Diamond, Nemesis, and Silverado propellers with Flo-Torq Reflex Hubs to fit Suzuki 35-65 HP engines. Kit contains both forward and aft washers.

HARDWARE KIT



8M0053074

Adapts Mercury 30-60 HP Black Max, Trophy Sport & Vengeance propellers with Flo-Torq Reflex Hubs to fit Tohatsu 40-50 HP engines. Kit contains both forward and aft washers.

PROPELLER HARDWARE AND ACCESSORIES

PROP NUT KIT



11- 31990Q02

73345A1 Front thrust washer, 14-76281 Tab washer, 11-69578Q1 Prop nut Mercury/Mariner 30/40 HP (1989 to present), 50-60 HP (1991 to present, excluding Bigfoot), Force 40-50 HP (1995 & newer), Force 70 HP (1991 & newer), Force 75 HP (1996). Rubber hub propellers only. Purchase this hardware kit to complete install of a rubber hub propeller when propeller hardware is not included with engine.

Priced individually, sold @ multiples of 2

Quicksilver Branded, Clamshell Package Point of Sale Packaged.

PROP NUT KIT



11-827614Q04

13191A1 Front thrust washer, 14-816629Q Tab washer, 11-52707Q1 Prop nut For Aft-Installed Rubber Hub Props: Fits Mercury/Mariner 70-140 (Inline 6 cyl. 1977 and newer), Mercury/Mariner 60 HP BigFoot and 75-125 HP (1987 & newer) 2-cycle outboards, Force 90-120 HP (1995 & newer) 2-cycle outboards.

Priced individually, sold @ multiples of 2

Quicksilver Branded, Clamshell Package Point of Sale Packaged.

PROP NUT KIT



11-827614Q01

12-835467 1 Front thrust washer, 13-42351 1 Continuity washer, 12-31211A3 Washer, 14-816629Q Tab washer, 11-52707Q1 Prop nut Mercury/Mariner 70 HP+ (non Flo-Torq II)

Priced individually, sold @ multiples of 2

Quicksilver Branded, Clamshell Package Point of Sale Packaged.

PROP NUT KIT



12-840383A 2

Kit includes locking prop nut, 1.5 in. washer, 1.5 in. cupped belleville washer & 1 13/16 in. spacer.

For use with HD (Heavy Duty) 1.25" propshaft when installed on Sport Master, Torque Master I and II, Fleet Master and Verado 5.25" gearcase and MerCruiser Bravo One XR or XZ, Sport Master and shorty Sport Master Bravo I XR Sport sterndrives. Tighten propeller nut to 55 lb-ft (75Nm).

PROP NUT KIT



11-8M0056234

Tab washer and Nut

Mercury/Mariner 75HP and up and MerCruiser Alpha and Bravo I sterndrives Quicksilver Branded, Clamshell Package Point of Sale Packaged.

11-8M0056235

Tab washer and nut

Mercury outboards 75 HP and up and MerCruiser Alpha and Bravo 1 sterndrives Mercury Branded, Clamshell Package Point of Sale Packaged.

PROP NUT KIT



11-52707Q 1

Kit includes a special locking nut and two tab washers.

For use on Mercury/Mariner 75 hp. and higher outboard engines (except 225 EFI FourStroke) and for use on MerCruiser Alpha One and Bravo I drives.

Priced individually, sold @ multiples of 2

Quicksilver Branded, Clamshell Package Point of Sale Packaged.

PROP NUT KIT



11-827614A 3

14359 Front thrust washer
 12-31211A3 Washer
 Bravo 1 (four blade stainless prop) & Mirage Plus (A50) solid hub (not Flo-Torq II)

PROP NUT KIT



802002Q 1

Fits all Johnson/Evinrude 20, 25, 30 & 35 HP 1976-2000 except 1991 25 HP DR, DE and DT International models.
 Priced individually, sold @ multiples of 2
 Quicksilver Branded, Clamshell Package Point of Sale Packaged.

PROP NUT KIT



802010Q 1

Fits all Johnson/Evinrude 2 cylinder 40-60 HP 1974 and newer, and 3 & 4 cylinder 60-140 HP 1971 and newer. Fits Stinger 400 1978-1986, OMC Cobra 4 cylinder 1986-1989, and OMC Cobra 2.3 Liter 1990.
 Priced individually, sold @ multiples of 2
 Quicksilver Branded, Clamshell Package Point of Sale Packaged.

PROP NUTS

PROP NUT



11-826711 12

Power 2 Shifting Prop
 Priced individually, sold @ multiples of 2

PROP NUT



11-F7048

Force 60, 85-150 (single exhaust)
 Priced individually, sold @ multiples of 2

PROP NUT



11-826709 11

Mercury 3.9, 3.6, 39, 40, 60, 110
 Priced individually, sold @ multiples of 5

PROP NUT



11-34933

7/16-20, nylon insert
 For MCM inner transom studs and prop nut for Mercury 39, 60 (1968 & newer, 8 spline)
 Priced individually, sold @ multiples of 10

PROPELLER HARDWARE AND ACCESSORIES

PROP NUT



11- 16147

Fits Mercury 4 & 5 HP, and fits the 8/9.9 hp. FourStroke standard gearcase outboards (Model Year 2005 & newer).

PROP NUT



11- 40140

Mercury/Mariner 5-15 HP outboards using a Brass propnut with M10x1.5 threads and nylon insert.
Priced individually, sold @ multiples of 2

PROP NUT



11- 88228

A special molded nylon propnut fitting the 18/20/25 Hp. 2-cycle Mercury/Mariner outboards (1980 & newer), and the F9.9/15, 323cc BigFoot FourStroke outboards.
Priced individually, sold @ multiples of 2

PROP NUT KIT



11- 64075A 1

23-65439 Spacer
12-79552 Washer
11-61075(11-89103) Prop nut
Mercury/Mariner 200 (old 20 HP)

PROP NUT



11- 40119 12

Mercury/Mariner 15/20/25 Hp. Lightning/SeaPro/Marathon outboards using a Brass propnut with M12x1.75 threads and nylon insert.

PROP NUT



11- 46335

Mercury/Mariner 18-25 HP (1980-present)

PROP NUT



11- 862907

Bravo III (aft), Zeus (aft). Use 1-7/16 in. socket.

PROP NUT



11- 8M0105210

Bravo III (forward), Zeus (forward). Use prop wrench 91-805457T1.

PROP NUT



11-826711 27

12-39817 Prop washer
For use with Bravo II and Mercury Racing Six Drive

PROP NUT



859929

OMC 40-140 HP V-4 (OEM P/N 314053)

PROP NUT



859939

Suzuki DT 40-65, 75-115 HP V-4, V-6 (OEM P/N 09141-18005), Yamaha V-4 & V-6 (OEM P/N 90171-18M04-00), Honda 75-115 & FS200-225 HP (OEM P/N 90301-ZW1-B00)

SHEAR PINS

SHEAR PIN KIT



FA324101

17-820150 Shear Pin (3) 18-45882 Cotter Pin
Force 4-15 HP

SHEAR PIN



17-815111Q02

Fits the Mercury/Mariner/Force 2/2.5/3/3.3hp 2-cycle and 2/2.5/3.5hp FourStroke outboards. Visit the prop charts or parts catalogs for proper matching selections. Priced individually, sold @ multiples of 2
Quicksilver Branded, Clamshell Package Point of Sale Packaged.

COTTER PINS

COTTER PIN



18-89961

1/8" X 1-1/4"
Force 30, 40, 50

COTTER PIN



18-815026

Fits Mariner 9.9C (682) 15C (684), and fits Mercury/Mariner 8/9.9 hp. FourStroke standard gearcase outboards (Model Year 2005 & newer). Priced individually, sold @ multiples of 5

COTTER PIN



18-95295

Thruster (R, RL, RX, T series) Mariner 30 (689B)
Priced individually, sold @ multiples of 5

PROPELLER HARDWARE AND ACCESSORIES

SPACERS

SPACER



23- 42091 1

Mariner 9.9-15 HP

SPACER



12- 850076

Yamaha 60-250 HP, includes sterndrives
(Flo-Torq II)

SPACER



12- 29710

Cupped Washer, 40HP Big Foot - old V6
Priced individually, sold @ multiples of 3

SPACER



12- 56355

Cupped Washer, Mercury/Mariner 30-60 HP
Priced individually, sold @ multiples of 5

SPACER



12- 54738

Cupped Washer, Bravo II

SPACER



12- 55072

Cupped Washer, Bravo II

WASHERS

WASHER



12- 31211Q03

Fits following product with rubber hub propellers (non-Flo-Torq II): Mercury/Mariner 135-275 (V-6, 2-cycle) and Alpha, Bravo I (w/o Flo-Torq II Hub).
Priced individually, sold @ multiples of 2
Quicksilver Branded, Peg Display Card Point of Sale Packaged.

WASHER



12- 20084

Mercury 39, 60, 110 (1967 & older, 6 spline)
Priced individually, sold @ multiples of 5

WASHER



12- 27025

Mercury 39, 60, 65, 110
Priced individually, sold @ multiples of 5

WASHER



12- 16146

Fits Mercury 4 & 5HP, and fits the 8/9.9 hp. FourStroke standard gearcase outboards (Model Year 2005 & newer).

WASHER



12- 39701

Bravo I

WASHER



12- 55073A 2

Bravo II

WASHER



12- 39817

For use with Mercury Racing Six Drive prop shaft.

WASHER



12- 887972

Washer
Evinrude/Johnson V6 Outboards and Sterndrives 1991 and newer, Yamaha 150-300 HP 4-Stroke outboards and Honda outboards 75-225HP
Priced individually, sold @ multiples of 2
Quicksilver Branded

CONTINUITY WASHER



13- 42351 1

Mercury/Mariner 135-275 V-6, Alpha, Bravo I, (w/o Flo-Torq II Hub)
Priced individually, sold @ multiples of 2

TAB WASHERS

TAB WASHER



14- 76281

Fits Mercury/Mariner 30-60 hp. (non-Bigfoot) outboard engines.
Priced individually, sold @ multiples of 5

PROPELLER HARDWARE AND ACCESSORIES

TAB WASHER



8M0042130

For Mercury/Mariner 40-60 hp FourStroke BigFoot, 75-300 hp 2-stroke and 4-stroke outboards, Alpha and Bravo I sterndrives using a stainless steel two pin drive sleeve adapter.

TAB WASHER



14-816629Q

For Mercury/Mariner 40-60 hp FourStroke BigFoot, 75-300 hp 2-stroke and 4-stroke outboards, Alpha and Bravo I sterndrives using a bronze drive sleeve adapter.

Priced individually, sold @ multiples of 2

Quicksilver Branded, Peg Display Card Point of Sale Packaged.

TAB WASHER



14-34817

Bravo II

THRUST WASHERS

THRUST WASHER



803890T

Force 90-150 (dual exhaust)

THRUST WASHER



73345A 1

For use with 3 blade stainless steel - Cleaver or Chopper II

Fits Mercury 40-60 Standard Gearcase. Use with rubber props only - do not use with Flo-Torq Reflex propellers.

THRUST WASHER



16145Q01

Mercury 4-5 HP

Priced individually, sold @ multiples of 2

Quicksilver Branded, Peg Display Card Point of Sale Packaged.

FORWARD THRUST WASHER



8M0131240

Fits the standard prop on the Mercury/Mariner 8/9.9 hp. FourStroke standard gearcase outboards, Model Year 2005 & newer.

THRUST WASHER



23-85964A 1

Mercury 200 (old 20 HP)

THRUST WASHER



858498

For use with 3 blade stainless steel - Cleaver & Chopper II
Fits Mercury 20-25

THRUST WASHER



73345A 1

For use with 3 blade stainless steel - Cleaver or Chopper II
Fits Mercury 40-60 Standard Gearcase. Use with rubber props only - do not use with Flo-Torq Reflex propellers.

THRUST WASHER



38859A 1

Mercury 350-700 (old 35-75 HP)

THRUST WASHER



13191Q01

Flat type
Fits 75 - 125 hp outboards with rubber hub props
Fits 40-60 hp FourStroke BigFoot
Rubber Hub Chopper
Priced individually, sold @ multiples of 2
Quicksilver Branded, Peg Display Card Point of Sale Packaged.

THRUST WASHER



14359

Mercury/MerCruiser A50 solid hub & Power 2

THRUST WASHER



12-835467Q01

Fits the following product when used with Flo-Torq II hub propellers:

- Mercury/Mariner 40-60 hp BigFoot FourStroke
- Mercury/Mariner 75-125 hp 2-cycle and FourStroke
- Mercury/Mariner 135-275 hp 2-cycle
- Force 75 hp (1999) & 90-1150 hp (1995 and newer)
- Mercury MerCruiser Alpha and Bravo I sterndrives
- Evinrude/Johnson V-6 outboards 1990 and prior
- OMC sterndrives V-6 & V-8 gearcases 1984-1990
- Honda 75-90 hp outboards 1998 and prior
- Suzuki 140 hp 4-stroke outboards

Caution should be exercised to assure the correct thrust hub is matched with the prop in use. Used with Flo-Torq II & III Delrin (plastic) hub kit propellers.

Priced individually, sold @ multiples of 2

Quicksilver Branded, Peg Display Card Point of Sale Packaged.

THRUST WASHER



12-835467 5

Front, included in steel hub kits
Mercury/MerCruiser A55 & A56 solid hub applications (Flo-Torq II)

PROPELLER HARDWARE AND ACCESSORIES

THRUST WASHER



55074T

Bravo Two (front)

THRUST WASHER



805100

Bravo Three (front), Zeus (front)

THRUST WASHER



805101T

Bravo Three (rear), Zeus (rear)

THRUST WASHER



12-8M0046466

Adapts Mercury 30-60 HP Black Max, Trophy Sport & Vengeance propellers with Flo-Torq Reflex Hubs to fit Honda 40-50 HP engines.

THRUST WASHER



835278A 1

Adapts Mercury 30-60 HP Black Max, Trophy Sport & Vengeance Rubber Hub props to Honda 40-50 HP & Nissan/Tohatsu 40-50 HP

THRUST WASHER



12-853359

Honda 75-90 HP (1999-present), 115-130 HP (1998-present) Suzuki V-6 (Flo-Torq II Hub)

THRUST WASHER



12-888451

Forward Thrust Washer
Honda 135-225 HP outboards
Quicksilver Branded

THRUST WASHER



859915

OMC 45, 60, 70 HP V-4 (OEM P/N 127084/318841)

THRUST WASHER



12-835467 7

OMC V-6, V-8 outboard, 1991-present (Flo-Torq II)

THRUST WASHER



12-854621

Suzuki V-4 (Flo-Torq II)

THRUST WASHER



12-853948T

Tohatsu/Nissan 75-140 HP (Flo-Torq II)

THRUST WASHER



12-853555

Yamaha 60-90 HP (Flo-Torq II)

THRUST WASHER



23-8M0064826

Yamaha 200-250 SHO Adapts to Yamaha two piece thrust washer

TRIM TABS

TRIM TAB



31640Q 4

Aluminum

Fits most Mercury/Mariner outboards 35 hp. & above and all MerCruiser except Bravo. Check for adequate propeller clearance prior to operation. Quicksilver Branded, Clamshell Package Point of Sale Packaged.

TRIM TAB ANODE



822777Q 1

Aluminum

For applications where extra clearance is required for high rake propellers. Fits most Mercury/Mariner 35 hp and above, Force 90/120 (1995 and newer), and all Mercury MerCruiser engines. Quicksilver Branded, Clamshell Package Point of Sale Packaged.

PROPELLER HARDWARE AND ACCESSORIES

ANODIC PLATE



76214Q 5

Aluminum
Provides additional clearance for high rake propellers.
Fits Mercury/Mariner 35-300hp, Force 90 & 120hp 1995 and newer, MerCruiser Alpha One Gen II and Bravo I, II, III, X XR & XZ drives.
Priced individually, sold @ multiples of 2
Quicksilver Branded, Clamshell Package Point of Sale Packaged.

RUBBER HUBS

RUBBER HUB



819429A 1

Rubber Hub Force 35-90HP (pre-1998)

RUBBER HUB



8M0054769

Rubber Hub Mercury/Mariner 9.9 BF, 15/20HP 4Stroke
9.9HP Bigfoot Model Year 2005 and Newer
15/20HP Model Year 2007 and Newer

897453T

Rubber Hub Mercury/Mariner 8-9.9 HP FourStroke
2005 and Newer

RUBBER HUB



897001T

Rubber Hub Mercury/ Mariner 25/30HP 4-Stroke
Model Year 2006 and Newer

RUBBER HUB



42630 1

2-3/16" long, 8 splines
Mercury 7.5 & 9.8 HP (1968-84)

RUBBER HUB



827598T

Mercury 9.9-15 HP 2-Stroke, 9.9 HP FourStroke 1995-2004, 15 HP FourStroke (Thru 2007)

RUBBER HUB



43549

Nut on aft end of hub 3-3/4" long, 10 splines, 1-3/8" cavity size
Mercury 18-25 HP (1980-1988)

RUBBER HUB



19669T

Mercury 20-25 HP

RUBBER HUB



859173

Mercury 40-60 HP BigFoot Engines 15 Tooth Spline 60HP Maximum

RUBBER HUB



92418

Mercury 28, 28A, 200, 250 series

RUBBER HUB



32053T

2-3/4" long, 11 splines
Mercury 300, 350, 400, 450, 500 series (1962-1969)

RUBBER HUB



62999

2-3/4" long, 13 splines
Mercury 300, 350, 400, 450, 500 & 650 series (1970-1976)

RUBBER HUB



43676T

3-3/8" long, 13 splines
Mercury 402, 500, 700 series (1977-85) Mercury 30-60 HP

RUBBER HUB



17611T

Mercury 80-140 HP (1978 & later in-line motors) Stainless steel applications

RUBBER HUB



43615T 1

OB front insertion 4" long, 15 splines
Mercury 150-200 HP (1978 & later V-6) aluminum, ET, Chopper and Outboard Cleaver

PROPELLER HARDWARE AND ACCESSORIES

RUBBER HUB



43672

OB rear insertion
Mercury Stainless steel Chopper & Lightning ET propeller hub

RUBBER HUB



88437

MerCruiser 1A, 1B, 1C, 120, 140, 175, 888, 225S, 233, 255TRS & 80 TRS

RUBBER HUB



43636T

4-5/8" long, 19 splines
MerCruiser TR215, Bravo II

SKEGS

REPLACEMENT SKEG



15985A02

Precision die cast 360XK alloy for stronger, more uniform welds.
Fits Mercury / Mariner 50/55/60 Bigfoot (3 cyl.), 70/75/80/90 (USA 0A996142 and Newer, BEL 9483121 and Newer), 100/115/125 (0B209468 and Newer), Force 90/120 (s/n 0E093700 and Newer) and 75/90/115 FourStroke (1B366823-2B094955).

REPLACEMENT SKEG



815632A02

For MCM Bravo One & Bravo Three drives

REPLACEMENT SKEG



859447A 1

Precision die cast 360XK alloy for stronger, more uniform welds.
Fits Mercury / Mariner 75/80 (4 cyl.), 90/115 (6 cyl.) and most V-6 outboard models including 2.5L OptiMax. Has adequate depth for the 3.0L models but is not an exact silhouette of the original skag.

REPLACEMENT SKEG



90185A 1

Will not fit original Alpha One drives
For MCM Alpha One Gen II drives (s/n 0D469859 and above)


REPLACEMENT SKEG



806688A02

For MCM Bravo Two drives


REPLACEMENT SKEG



898245A01

Fits Verado outboards, 135 through 300 hp. and 3.0L gearcases that have a 4.80 inch diameter torpedo.

REPLACEMENT SKEG



8M0060147

Precision die cast 360XX alloy for stronger, more uniform welds. Fits the Mercury/Mariner F150 hp. EFI FourStroke 4 cylinder outboard, and the F75-115 hp. (2.1L) FourStroke Command Thrust outboard serial number 2B094996 and above..

REPLACEMENT SKEG



8M0052924

Precision die cast 360XX alloy for stronger, more uniform welds. Fits the Verado and 3.0L gearhousings with a 5.44 inch diameter torpedo.

PERFORMANCE VENT PLUGS

VENT PLUG



19220A 4

R/H Laser II props (Old style A41, A45 P/N suffix)

VENT PLUG



816318A 4

L/H Laser II props (Old Style A41, A45 P/N suffix)

VENT PLUG



19-824431

Used with Large tube Trophy (A41, A45 P/N suffix), replaces 19-32652A1 (welch plug)

Priced individually, sold @ multiples of 4

VENT PLUG



19-855267A 1

Tempest (A40, A41, A45 P/N suffix)

PVS VENT FITTING



19-889725

Solid PVS plug (A46, A47, A48 P/N suffix)

Superseded from 19-856622

Priced individually, sold @ multiples of 5

PROPELLER HARDWARE AND ACCESSORIES

PVS VENT FITTING



19-889725T28

Small PVS plug (.280/7mm) (A46, A47, A48 P/N suffix).
Priced individually, sold @ multiples of 5

PVS VENT FITTING



19-889725T35

Medium PVS plug (.350/9mm)
Priced individually, sold @ multiples of 5

PVS VENT FITTING



19-889725047

Large PVS plug (.470/12mm)(A46, A47, A48 P/N suffix)
Superseded from 19-856622 47
Priced individually, sold @ multiples of 5

STAINLESS STEEL IMPELLERS

OUTBOARD JET IMPELLER



47-855708T25

Mercury/Mariner 20/25 HP

OUTBOARD JET IMPELLER



47-855708T40

Mercury/Mariner 30/40 HP (3 cyl)
Force 50 HPS
OMC 40 HP
Yamaha (3 cyl) 40 HP
Suzuki (2 cyl) 40 HP
Tohatsu/Nissan (3 cyl) 40/50 HP

OUTBOARD JET IMPELLER



47-855708T60

Mercury/Mariner 45/60 HP
OMC 50/70 HP
Yamaha 48
Suzuki 65 HP

OUTBOARD JET IMPELLER



47-855708115

Mercury/Mariner 65/90 HP
Mercury/Mariner 80/115 HP
OMC 110/140 HP
Suzuki 115/140 HP

OUTBOARD JET IMPELLER



47-803984T

Mercury/Mariner 105/150 HP

PROPELLER HARDWARE AND ACCESSORIES

OUTBOARD JET IMPELLER



47-803985T

Mercury/Mariner 140/200 HP

SPORTJET IMPELLER



47-828989T 1

90 jet (splined) 1993-1995
95 XR jet 1996-1997
120 jet 1995
120 XR jet 1996-1998

SPORTJET IMPELLER



47-854670T

120 XR2 jet 1999-2000

SPORTJET IMPELLER



47-835452T

175 XR2 jet 1997-2000

SPORTJET IMPELLER



47-877326T

M2 jet drive 210 carb model 2000
M2 jet drive 240 EFI model 2000

SPORTJET IMPELLER



47-883796T01

High skew impeller developed to provide improved holding or reduced cavitation during acceleration and in turns. This impeller will produce an additional 75 RPM's on top end in most cases. When used in the 250 application the REV limiter may be activated more often than with the standard 4 blade impeller.
Fits the 175, 200, 210, 240 & 250 Jet Drive.

TOOLS

PLUG WRENCH/SCREW TOOL



91-8M0026088

Plug Wrench/Screw Tool

PROPELLER NUT TOOL



91-805457T 1

For removal and installation of inner/front propeller nut.
Bravo Three

PROPELLER HARDWARE AND ACCESSORIES

PROP SLIP CALCULATOR



90-86147A 1

Used to calculate the slip percentage of a boat

PROPELLER BLOCK



91-8M0129072

Hands free propeller block. Attach the propeller block to the anti-cavitation plate to stop the propeller from rotating while removing the propeller nut. Similar in size to a Flo-Torq II drive sleeve, it is compact and lightweight to keep in the boat for quick access.

Works with all sterndrive and outboard applications

Priced individually, sold @ multiples of 2

Quicksilver Branded, Peg Display Product Point of Sale Packaged.

BRAVO THREE PROPELLER WRENCH



91-8M0129074

Double ended wrench that fits both of the MerCruiser Bravo Three nuts for propeller removal and installation.

Powder coated finish

Durable steel construction

MerCruiser Bravo Three

Quicksilver Branded

FLOATING PROP WRENCH



91-859046Q 1

Fits 9/16" Nut, Purple (Mercury / Mariner 6,8,9.9 & 15 HP)

Quicksilver Branded, Peg Display Product Point of Sale Packaged.

FLOATING PROP WRENCH



91-859046Q 2

Fits 13/16" Nut, Green (Mercury / Mariner 20 & 25 HP) (Johnson / Evinrude 9.9, 15, 20 & 30 HP)

Quicksilver Branded, Peg Display Product Point of Sale Packaged.

FLOATING PROP WRENCH



91-859046Q 3

Fits 15/16" Nut Orange (Mercury / Mariner 30, 40, 50 & 60 HP)

Quicksilver Branded, Peg Display Product Point of Sale Packaged.

FLOATING PROP WRENCH



91-859046Q 4

Fits 1-1/16" Nut, Yellow (Fits most sterndrives / 4 cylinder & larger outboards)

Quicksilver Branded, Peg Display Product Point of Sale Packaged.

PROPELLER HARDWARE AND ACCESSORIES

PROP STOW-LARGE



93-824423 2

Large Prop Stow

PROP STOW



845263A 1

6 in. (152 mm) hub, for use with 15 inch to 18 inch sterndrive Clever propellers

PROP STOW



847314A 1

4 in. (102 mm) hub, for use with Bravo I, ECO, Max 5, Maximus, Mirage, etc.

MERCURY RACING PROPELLER ACCESSORIES

PROP STOW



847314A 1

4 in. (102 mm) hub, for use with Bravo I, ECO, Max 5, Maximus, Mirage, etc.

PROP STOW



845263A 1

6 in. (152 mm) hub, for use with 15 inch to 18 inch sterndrive Clever propellers

RACING CNC CLEAVER PROPELLER HARD CASE



8M0128091

Durable case to protect Mercury Racing Outboard 5 Blade Cleaver

94-8M0107970

Durable case to protect Mercury Racing Sterndrive 5 Blade Cleaver

MARINE GREASE

Mercury 2-4-C Marine Grease with PTFE is a high quality, extremely versatile lithium-based, NLGI 2 grease that won't break down when mixed with water. It also has:

- Excellent resistance to oxidation and degradation
- Extreme pressure additives to withstand friction in a wide variety of operations and temperatures

Replaces Quicksilver Special 101 Lubricant part number 92-802865Q02

For use in the following marine applications:

- Steering systems/cable linkages
- Throttle and shift cables and linkages
- Remote controls
- Prop shafts
- Swivel pins
- Tilt lock mechanisms/tilt tube
- Hinge pins
- Boat trailer wheel bearings

2-4-C MARINE LUBRICANT



92-802861Q 1

Priced individually, sold @ multiples of 10

3 - 85 g tubes (3 - 3 oz tubes) cartridge

Quicksilver Branded, Clamshell Package Point of Sale Packaged.

PROPELLER HARDWARE AND ACCESSORIES

2-4-C MARINE LUBRICANT & CARTRIDGE GUN



91-74057Q 5

Cartridge gun and one 3 oz. (85 g) cartridge.
Priced individually, sold @ multiples of 4
Quicksilver Branded, Clamshell Package Point of Sale Packaged.

2-4-C MARINE LUBRICANT



92-802859Q 1

Designed to withstand extreme friction in all marine applications including steering systems, cable linkages and trailer wheel bearings.
Priced individually, sold @ multiples of 12
227 g (8 oz) tube
Quicksilver Branded

2-4-C MARINE LUBRICANT



92-802863Q 1

Fits standard 14 oz grease guns
Priced individually, sold @ multiples of 4
397 g (14 oz) cartridge
Quicksilver Branded

PAINTS

EDP PROPELLER BLACK PAINT



92-802878Q50

Priced individually, sold @ multiples of 6
340 g (12 oz) spray can
Quicksilver Branded

POINT OF PURCHASE MARKETING MATERIAL

MERCURY PROPELLER DISPLAY



93-8M0140357

Individual marketing display for Mercury propellers.

MERCURY PROPELLER DISPLAY



93-8M0085506

Height: 2m – Round foot
Diameter: 49cm - Triangle shaped frame in black epoxy paint
- 9 Propeller holders to expose maximum 9 propellers, rubber grips on top surface to avoid propellers to get released
- 6 large propeller holders for 30HP propellers and up (For propeller hub lengths) lengths 5 ¼ inch – 6 ½ inch)
- 3 medium propeller holders for 30HP propellers and up (For propeller hubs lengths 5 ¼ inch – 6 ½ inch)
- 9 propeller info sheet holders – 13 Mercury propeller info sheet cards attached with key features
- 3 Polystyrene header cards with Mercury propeller logo
Mercury Branded

QUICKSILVER PROPELLER DISPLAY



93-8M0086408

Hold up to 9 QuickSilver Propellers
QuickSilver Branded

TABLE OF CONTENTS

Mercury Inflatable Boats 938

 Dynamic Series 938

 Ocean Runner Series 939

Inflatable Accessories 941

 Air Deck Floor Systems 945

 Air Pumps 951

 Aluminum Seats 942

 Boat Covers 941

 Bow Dodger/ Bag Kit 947

 Combination D-Ring and Lifting Handle 948

 Duratex (PVC) - Boat Handles 947

 Fiberglass (FRP) Seats 941

 Fishing 951

 Fuel Tank Hold Down Kit 951

 Halkey-Roberts Valves 952

 Heavy-Duty Side Joiners 946

 Hypalon - Boat Handles 947

 Hypalon Repair Kit 949

 Molded D-Rings 948

 Pack Comfort Seat 943

 Pressure Gauge 953

 PVC Fabric 951

 PVC Repair Kits 950

 Quicksilver Valve 952

 Seat Cushions 944

 Seat Webbing 949

 Stainless Steel D-Rings 948

 Under-Seat Storage Bag 947

 Valve Fill Adapters 952

 Valve Tool 953

 Wood Seats 943

Oars and Paddles 954

MERCURY INFLATABLE BOATS

MERCURY INFLATABLE BOATS

For over 65 years Mercury Marine has maintained the standard of excellence in marine products. As the second-largest inflatable boat company in the world, Mercury Inflatables continues this commitment to quality by building durability, value and the Mercury reputation into every model.

Mercury Inflatables are available in both PVC and Hypalon and feature reinforced-seam construction, fabric with a tight-weave non-stretch polyester core and stainless steel hardware. Whatever your boating needs, Mercury Inflatables offer lightweight portability, reassuring stability, quick setup and easy operation in a full range of styles and sizes.

So whether you are exploring a new coastline, diving in the Caribbean, or just need a dinghy, Mercury Inflatables has a boat to meet your needs.

DYNAMIC SERIES

250/260 DYNAMIC PVC -LIGHT GREY



A-AA260050M

Type of Floor: Non-skid fiberglass
Color: Light Grey
Fabric: PVC

Bagged Dimensions (cm) SKIN: 215 x 96 x 45
Max Load (lbs): 750 (kg) 340
Max HP (all short shaft): 5
Max Engine weight (lbs): 66 (kg) 30
Max Persons: 3
Numbers of air chambers: 3
Length (ft): 8 ft 2 in (cm) 250
Width (ft): 4 ft 9 in (cm) 145
Weight (lbs): 74 (kg) 33
Mercury Branded

270/280 DYNAMIC PVC -LIGHT GREY



A-AA280046M

Type of Floor: Non-skid fiberglass
Color: Light Grey
Fabric: PVC

Bagged Dimensions (cm) SKIN: 215 x 96 x 45
Max Load (lbs): 805
(kg) 365 Max HP (all short shaft): 8
Max Engine weight (lbs): 88 (kg) 40
Max Persons: 4
Numbers of air chambers: 3
Length (ft): 8 ft 10 in (cm) 270
Width (ft): 4 ft 8 in (cm) 145
Weight (lbs): 82 (kg) 37
Mercury Branded

300/310 DYNAMIC PVC -LIGHT GREY

A-AA310143M

Type of Floor: Non-skid fiberglass
Color: Light Grey
Fabric: PVC

Bagged Dimensions (cm) SKIN: 240 x 112 x 45
Max Load (lbs): 1003 (kg) 455
Max HP (all short shaft): 15
Max Engine weight (lbs): 132 (kg) 60
Max Persons: 4
Numbers of air chambers: 3
Length (ft): 9 ft 10 in (cm) 300
Width (ft): 5 ft 3 in (cm) 160
Weight (lbs): 110 (kg) 50
Mercury Branded

250/260 DYNAMIC HP -WHITE



A-AA260051M

Type of Floor: Non-skid fiberglass
Color: White

Bagged Dimensions (cm) SKIN: 215 x 96 x 45
Max Load (lbs): 750
(kg) 340 Max HP (all short shaft): 5
Max Engine weight (lbs): 66 (kg) 30
Max Persons: 3
Numbers of air chambers: 3
Length (ft): 8 ft 2 in (cm) 250
Width (ft): 4 ft 9 in (cm) 145
Weight (lbs): 79 (kg) 36
Mercury Branded

270/280 DYNAMIC HP -WHITE



A-AA280047M

Type of Floor: Non-skid fiberglass
 Color: White
 Bagged Dimensions (cm) SKIN: 215 x 96 x 45
 Max Load (lbs): 805 (kg) 365
 Max HP (all short shaft): 8
 Max Engine weight (lbs): 88 (kg) 40
 Max Persons: 4
 Numbers of air chambers: 3
 Length (ft): 8 ft 10 in (cm) 270
 Width (ft): 4 ft 9 in (cm) 145
 Weight (lbs):89 (kg) 40
 Mercury Branded

300/310 DYNAMIC HP -WHITE



A-AA310144M

Type of Floor: Non-skid fiberglass
 Color: White
 Bagged Dimensions (cm) SKIN: 240 x 112 x 45
 Max Load (lbs): 1003 (kg) 455
 Max HP (all short shaft): 15
 Max Engine weight (lbs): 132 (kg) 60
 Max Persons: 4
 Numbers of air chambers: 3
 Length (ft): 9 ft 10 in (cm) 300
 Width (ft): 5 ft 3 in (cm) 162
 Weight (lbs):114(kg) 52
 Mercury Branded

OCEAN RUNNER SERIES

290/300 OCEAN RUNNER RIB PVC- LIGHT GREY



A-AA300058M

Type of Floor: Non-skid fiberglass
 Color: Light Grey
 Fabric: PVC
 Bagged Dimensions SKIN: 245 x 115 x 50(cm)
 Max Load: (lbs)926 (kg)420
 Max HP (all short shaft): 15
 Max Engine weight: (lbs)132 (kg)60
 Max Persons: 4
 Numbers of air chambers: 3
 Length: (ft)9 ft 6 in (cm)290
 Width: (ft)5 ft 4 in (cm)162
 Weight: (lbs)140 (kg)64
 Mercury Branded

340/350 OCEAN RUNNER RIB HP -WHITE



A-AA350062M

Type of Floor: Non-skid fiberglass
 Color: White
 Bagged Dimensions (cm) SKIN: 270 x 120 x 50
 Max Load (lbs): 1135 (kg) 515
 Max HP (all short shaft): 25
 Max Engine weight (lbs): 187 (kg) 85
 Max Persons: 4
 Numbers of air chambers: 3
 Length (ft): 11 ft 2 in (cm) 340
 Width (ft): 5 ft 9 in (cm) 176
 Weight (lbs):201 (kg) 91
 Mercury Branded

MERCURY INFLATABLE BOATS

420/430 OCEAN RUNNER RIB PVC- LIGHT GREY



A-AA430102M

Type of Floor: Non-skid fiberglass
Color: Light Grey
Fabric: PVC

Bagged Dimensions SKIN: 360 x 122 x 68(cm)
Max Load: (lbs)1764 (kg)800
Max HP: 40
Max Engine weight: (lbs)243 (kg)110
Max Persons: 8
Numbers of air chambers: 4
Length: (ft)13 ft 9 in (cm)420
Width: (ft)6 ft 4 in (cm)192
Weight: (lbs)261 (kg)118
Mercury Branded

460 OCEAN RUNNER RIB PVC- LIGHT GREY



A-AA460014M

Type of Floor: Non-skid fiberglass
Color: Light Grey
Fabric: PVC

Bagged Dimensions SKIN: 360 x 122 x 68(cm)
Max Load: (lbs)1764 (kg)800
Max HP: 40
Max Engine weight: (lbs)243 (kg)110
Max Persons: 7
Numbers of air chambers: 4
Length: (ft)13 ft 9 in (cm)420
Width: (ft)5 ft 11 in (cm)180
Weight: (lbs)250 (kg)113
Mercury Branded

290/300 OCEAN RUNNER RIB HP -WHITE



A-AA300059M

Type of Floor: Non-skid fiberglass
Color: White

Bagged Dimensions (cm) SKIN: 245 x 115 x 50
Max Load (lbs): 926
(kg) 420 Max HP (all short shaft): 15
Max Engine weight (lbs): 132 (kg) 60
Max Persons: 4
Numbers of air chambers: 3
Length (ft): 9 ft 6 in (cm) 290
Width (ft): 5 ft 4 in (cm) 162
Weight (lbs):146 (kg) 66
Mercury Branded

340/350 OCEAN RUNNER RIB HP -WHITE

A-AA350063M

Type of Floor: Non-skid fiberglass
Color: White

Bagged Dimensions (cm) SKIN: 270 x 120 x 50
Max Load (lbs): 1135 (kg) 515
Max HP (all short shaft): 25
Max Engine weight (lbs): 187 (kg) 85
Max Persons: 4
Numbers of air chambers: 3
Length (ft): 11 ft 2 in (cm) 340
Width (ft): 5 ft 9 in (cm) 176
Weight (lbs):201 (kg) 91
Mercury Branded

420/430 OCEAN RUNNER RIB HP -WHITE



A-AA430103M

Type of Floor: Non-skid fiberglass
Color: White

Bagged Dimensions (cm) SKIN: 360 x 122 x 68
Max Load (lbs): 1764 (kg) 800
Max HP: 40
Max Engine weight (lbs): 243 (kg) 110
Max Persons: 8
Numbers of air chambers: 3
Length (ft): 13 ft 9 in (cm) 420
Width (ft): 6 ft 4 in (cm) 192
Weight (lbs):268 (kg) 122
Mercury Branded

460 OCEAN RUNNER RIB HP -WHITE



A-AA460015M

Type of Floor: Non-skid fiberglass
Color: White

Bagged Dimensions (cm) SKIN: 390 x 122 x 68
Max Load (lbs): 1984 (kg) 900
Max HP: 60
Max Engine weight (lbs): 287 (kg) 130
Max Persons: 9
Numbers of air chambers: 4
Length (ft): 15 ft 2 in (cm) 460
Width (ft): 6 ft 6 in (cm) 198
Weight (lbs):291 (kg) 132
Mercury Branded

INFLATABLE ACCESSORIES

BOAT COVERS

This convenient, affordable gray boat cover is made of 1.9 oz. Rip-stop nylon with UV inhibitors and a water-repellent ZEPEL finish. Protects your inflatable from sun, rain and debris. Also fits over attached engine. Elastic band sewn in bottom edge for snug fit. Shock-corded, the cover rolls compactly for easy storage. Order appropriate size.

BOAT COVER



62-899772

Dimension: L2.9m x W2.3m with 0.35mm fabric; with M logo in light Gray and with dry bag (small).
Fits Mercury 200 Dinghy

62-899773

Dimension: L3.1m x W2.3m with 0.35mm fabric; with M logo in Light Gray and with dry bag (small).
Fits the following models:
Mercury 220 Sport / 220 Air Deck / 220 Ultra Light
Mercury 240 Roll-Up
Quicksilver 240 / Air Deck Ultra Light / 240 Dinghy / 240 Sport Enduro

62-899775

Dimension: L3.5m x W2.5m with 0.35mm fabric; with M logo in Light Gray and with dry bag (small).
Fits the following models:
Mercury Ultra Light 220, Air Deck 220, Sport 220

Mercury 240 Air Deck, 240 Sport
Quicksilver 240 Airdeck Deluxe

62-899776

Dimension: L3.8m x W2.6m with 0.35mm fabric; with M logo in Light Gray and with dry bag (small).
Fits the following models:

*Mercury Mercury Ultra Light 250, Air Deck 250/270, Sport 250/270, Adventure 250, Dynamic 250 & 270
*Quicksilver 250 Airdeck Ultra Light, 270 Airdeck Deluxe, 270 Sport Enduro and 270 Adventure Enduro
*Quicksilver Ultra Light 250, Air Deck 240 & 270, Sport 240 & 270, Adventure 270

62-899777

Dimension: L4.1m x W2.6m with 0.35mm fabric; with M logo in Light Gray and with dry bag (medium).
Fits the following models:
*Mercury Air Deck 290/310, Air Deck Fish 290, Sport 290/310, Adventure 290, Dynamic 250 & 270

*Quicksilver Air Deck 310, Air Deck Fish 310, Sport 310, Adventure 310

62-899778

Dimension: L4.1m x W2.8m with 0.35mm fabric; with M logo in Light Gray and with dry bag (medium).

Fits the following models:
*Mercury Ocean Runner 290, Dynamic 300/310
*Quicksilver Ocean Runner 290

62-899779

Dimension : L4.4m x W2.6m with 0.35mm fabric; with M logo in Light Gray and with dry bag (medium).
Fits the following models:
*Quicksilver Air Deck 340, Air Deck Fish 340, Sport 340, Adventure 340 *Mercury Air Deck 320, Air Deck Fish 320, Sport 320, Adventure 320

62-879179

Dimension: L4.4m x W2.85m with 0.35mm fabric; with M logo & Light Gray and with dry bag (medium).
Fits the following models:
*Mercury 330/340 & 350 Ocean Runner
*Quicksilver 340 Ocean Runner

62-879180

Dimension: L4.8m x W3.2m with 0.35mm fabric; with M logo in Light Gray and with dry bag (medium).
Fits the following models:
*Mercury Sport 365 XS, Adventure 365 XS, Heavy Duty 365 XS/380 *Quicksilver Sport 365 XS, Heavy Duty 365 XS, Adventure 365 XS and Ocean Runner 410

62-879182

Dimension: L4.6m x W3.4m with 0.35mm fabric; with M logo in Light Gray and with dry bag (medium).
Fits the following models:
*Mercury Sport 415 XS, Adventure 415XS, Heavy Duty 415 XS, Ocean Runner 420
*Quicksilver Sport 415 XS, Adventure 415XS, Heavy Duty 415 XS, Ocean Runner 420

BOAT COVER INFLATABLE 460/470



62-8M0046025

Dimension: L6.2m x W3.7m with 0.35mm fabric; with M logo in Light Gray and with dry bag (large).
Fits the following models:
Mercury Heavy Duty 470/470 XS, Ocean Runner 460

FIBERGLASS (FRP) SEATS

SEAT ASSEMBLY



62-880959T02

Seat with bracket. Fiberglass (L70 cm x W20 cm) Light Gray finish.
Fits Quicksilver 200 & 240 Dinghy
Fits Mercury 200 Roll Up Inflatable Boat (MY 2003 and later)

INFLATABLE ACCESSORIES

SEAT ASSEMBLY

62-899622T01

Seat with Bracket. Fiberglass (L80 cm x W20 cm) Light Gray finish.
Fits Mercury 250 and 270 Dynamic in PVC and Hypalon Inflatable Boats (MY 2003 and newer)

SEAT ASSEMBLY

62-880960T03

Seat with bracket. Fiberglass (L85 cm x W20 cm) Light Gray finish.
Fits Quicksilver 240, 250, 270, 310 & 340 Airdeck Deluxe; 220 Airdeck Ultralight; 240, 270, 310 & 340 Sport Enduro

Fits Mercury 240 Roll Up.
Fits 240, 270, 310 and 340 Sport PVC, 240, 270, 310 and 340 Air Deck PVC, and the 285 Limited Edition Inflatable Boat (MY 2003 and newer).

62-811307T02

Seat with bracket. Fiberglass (L85 cm x W20 cm) Black. Foam seat cover not included.

Fits Quicksilver 270, 310 and 340 Adventure Enduro; 310 - 340 Airdeck Fishing

62-809527T08

Seat with bracket. Fiberglass (L85 cm x W20 cm) Light Gray finish.
Fits Mercury 300 Ocean Runner in PVC and Hypalon, 270, 310, and 340. Air Deck Hypalon and the 270 and 310 Sport Hypalon Inflatable Boats (MY 2003 and newer).
Fits Quicksilver 290 Ocean Runner

62-899623T01

Seat with Bracket. Fiberglass (L90 cm x W20 cm) Light Gray finish.
Fits Mercury 300/310 Dynamic PVC and Hypalon Inflatable Boats (MY 2003 and newer).

SEAT W/BRACKET

62-809527T07

Lt. Gray finish
Fits Mercury 330 and 350 Ocean Runner in PVC and Hypalon Inflatable Boat (MY 2003 and newer).
Fits Quicksilver 340 Ocean Runner

62-811823T05

Lt. Gray finish
Fits Mercury 380 Sport XS Inflatable Boat (MY 2003 and newer).

62-811823T06

Lt. Gray finish
Fits Mercury 380 Heavy Duty in PVC and Hypalon Inflatable Boat (MY 2003 and newer).
Fits Quicksilver 365 Heavy Duty XS & 365 Adventure XS

62-809527T09

Lt. Gray finish
Fits Mercury 430 Sport XS Inflatable Boat (MY 2003 and newer).
Fits Quicksilver 415 Sport XS

62-809527T10

Lt. Gray finish
Fits Mercury 430 Heavy Duty in PVC and Hypalon Inflatable Boat (MY 2003 and newer).
Fits Quicksilver 415 Heavy Duty XS & 415 Adventure XS

SEAT ASSEMBLY

Image not
Available.

62-8M0097367

Fiberglass. White (FRP with reinforced wooden bars. (L120cm x W20cm x T24mm)
Mercury OceanRunner PVC - Model 420/460

ALUMINUM SEATS

SEAT ASSEMBLY



62-899622T

Seat with bracket. Aluminum (L80 cm x W20 cm). Light gray finish.
Fits Mercury 260 and 280 Dynamic in PVC and Hypalon Inflatable Boats (MY 2006 and 2007)

SEAT W/BRACKET



62-811307T05

Aluminum
Fits Quicksilver Airdeck 220, 240, 270, 310 & 340

SEAT ASSEMBLY



62-899623T

Seat with bracket. Aluminum(90 cm). Light gray finish.
Fits Mercury 310 Dynamic PVC and Hypalon Inflatable Boats (MY 2006 and newer).

SEAT W/BRACKET



62-809527005

Aluminum
Fits Quicksilver 340 Ocean Runner; 365 Sport XS; 365 Heavy Duty XS & 365 Adventure XS
Fit Mercury 340 Heavy Duty

SEAT W/BRACKET

62-809527006

Aluminum
Fits Quicksilver 410 Ocean Runner; 415 Sport XS; 415 Heavy Duty XS & 415 Adventure XS
Fits Mercury 430 Heavy Duty


SEAT ASSEMBLY

62-8M0046028

Seat with bracket. Aluminum.
(L70cm x W20cm x T15mm)Alum
Fits Mercury 420/460 Ocean Runner Ribs (MY2013 and newer)

WOOD SEATS

SEAT W/BRACKET



62-880959

Adjustable gray wood seat for 200 roll-up model boat
200 Roll-up 2001 and newer models year boats

SEAT ASSEMBLY



62-8M0046027

Seat with bracket, wood (L70 cm x W20 cm). Bolt Rope System. Light gray finish.
Fits Mercury 200/240/270 Dinghy Inflatable Boat (MY 2010 and newer).

SEAT W/BRACKET



62-880960T

Clear finish
Fits Quicksilver 240 Roll Up (2003-2007), Bayliner 240 Roll Up, QS 270 and 340 Air Deck

SEAT W/BRACKET



62-880960T01

Lt Gray Finish
Fits Quicksilver 220 - 250 Air Deck Ultralight; 240, 310, & 340 Enduro
Fits Mercury 240 Roll Up, Air Deck and Sport

SEAT W/BRACKET



62-811307T04

Dark Gray color
Fits 240, 270, 310 and 340 Air Deck inflatable boats (1998 to 2006 model year)
Fits Quicksilver 240, 270, 310 & 340 Deluxe; 270 Sport Enduro; 310 & 340 Fishing

PACK COMFORT SEAT

JOCKEY JUNIOR CONSOLE



69-896397003

Console provided with steering wheel, Rotary mechanical steering system, and cushions.
Dimensions: Length 110 cm Width: 35cm - Height: 66cm - Weight: 33kgs - Gross weight: 38kg
For Sport 365 XS, 415 XS, Adventure 365XS, 415 XS, 470 XS, Heavy Duty 365XS, 415 XS, 470 XS, Ocean Runner 290, 340 & 420 and Dynamic 300 models.

INFLATABLE ACCESSORIES

JOCKEY SPORT CONSOLE



69-896397004

Console provided with steering wheel, Rotary mechanical steering system, and cushions.
 Dimensions: Length 120,5cm Width: 35cm - Height: 76cm - Weight: 33kgs - Gross weight: 38kg
 For Sport 415 XS, Adventure 415 XS, 470 XS, Heavy Duty 415 XS, 470 XS and Ocean Runner 340 & 420 models.

SEAT CUSHION



62-8M0090865

Fabric: PVC
 Size:(L76cm x W 34.5cm x H12cm)
 Color: Ivory with Navy Blue trim.
 Fits jockey seat (896397004).

BENCH SEAT-CONSOLE COMFORT



62-896397005

PVC fabric
 Color: Ivory with Navy Blue trim.
 Dimension : Length: 57cm x Width: 62cm x Height: 63cm - Net Weight : 21kg
 For Sport 415 XS, Heavy Duty 415 XS, Heavy Duty 470 XS and Ocean Runner 420 and 460 model applications.

CONSOLE COMFORT



62-896397006

Steering Helm and steering wheel included with purchase of console.
 Dimension : Length: 43cm x Width: 46.5cm x Height: 102cm - Net Weight : 22.5kg.
 For Sport 415 XS, Heavy Duty 415 XS, Heavy Duty 470 XS and Ocean Runner 420 models application.

CONSOLE PACK COMFORT JR-115



62-8M0095283

Console with front seat - Steering Helm and steering wheel included with purchase of console.
 Dimension : Length: 80cm x Width: 62cm x Height: 80cm - Net Weight : 24kg
 For Ocean Runner 460 application.

SEAT CUSHIONS

White vinyl foam filled cushion seat fits rowing seat. Six snaps included for attaching.

SEAT CUSHION



62-809773

30 in. (76 cm)
 Fits 230 - 260 Models

SEAT CUSHION



62-8M0065784

Fabric: PVC
Size: (L81.5cm x W 33.5cm x H10cm)
Color: Ivory with Navy Blue trim.

Fits seat(896397005)for Sport 415 XS, Heavy Duty 415 XS, Heavy Duty 470 XS and Ocean Runner 420 application.

SEAT CUSHION-BACK REST



62-8M0065785

Fabric: PVC
Size: (L80 cm x W27 cm x H5.5 cm)
Color: Ivory with Navy Blue trim.

Fits seat(896397005)for Sport 415 XS, Heavy Duty 415 XS, Heavy Duty 470 XS and Ocean Runner 420 application.

SEAT CUSHION



62-8M0099660

Fabric: PVC
Size: (L40cm x W64cm x H5.5cm)
Color: Ivory with Navy Blue trim.
Fits 340/350 Ocean Runner Bow Locker.

62-8M0099661

Fabric: PVC
Size: (L78.5cm x W85cm x H5cm)
Color: Ivory with Navy Blue trim.
Fits 420/430 and 460 Ocean Runner Bow Lockers.

AIR DECK FLOOR SYSTEMS

High pressure floor which can replace the wooden modular floor on Quicksilver sport models. Reduces weight by 30% and offers quick assembly and fast, easy storage. (Must order Thrust Board and Double Action Air Pump.

AIR DECK FLOOR SYSTEM



62-852871A02

One-piece design flap.
Fits 1996-2000 model year QS 270 Sport inflatables

62-852873A02

One-piece design flap
Fits 1996-2000 model year QS 330 Sport inflatables

AIR DECK FLOOR SYSTEM



62-879784A03

One-piece design flap
Fits QS 240 Sport inflatables

62-879785A03

One-piece design flap.
Fits QS 310 Sport inflatables

62-879786A03

One-piece design flap
Fits QS 340 Sport inflatables

62-879790A05

One-piece design flap
Fits 340 Air Decks from 2001 and newer/ 340 Sports from 2003 and newer.
Also fits 2003 and newer Hypalon products.

62-879787A05

One-piece design flap
Fits 240 Air Decks from 2001 and newer/ 2003 and newer 240 Sports.

62-879788A05

One-piece design flap
Fits 270 Air Decks

INFLATABLE ACCESSORIES

AIR DECK FLOOR SYSTEM



62-879789A05

High pressure floor which can replace the wooden modular floor on Mercury sport models. Reduces weight by 30% and offers quick assembly and fast, easy storage. (Must order Thrust Board and Double Action Pump).

Fits 2001 and newer 310 Air decks/ 2003 and newer 310 Sports/ and s 2003 and newer Hypalon boats.

AIR DECK FLOOR SYSTEM



62-896281A06

High pressure floor which can replace the wooden modular floor on Mercury sport models. Reduces weight by 30% and offers quick assembly and fast, easy storage. Two-piece design flap. (Must order Thrust Board and Double Action Pump if floor is replacing the sectional wood floor in Sport models).

Fits 2004 and newer 240 Air Decks

62-896282A06

High pressure floor which can replace the wooden modular floor on Mercury sport models. Reduces weight by 30% and offers quick assembly and fast, easy storage. Two-piece design flap. (Must order Thrust Board and Double Action Pump if floor is replacing the sectional wood floor in Sport models).

Fits 2004 and newer model year 270 Air Decks

62-896283A06

High pressure floor which can replace the wooden modular floor on Mercury sport models. Reduces weight by 30% and offers quick assembly and fast, easy storage. Two-piece design flap. (Must order Thrust Board and Double Action Pump if floor is replacing the sectional wood floor in Sport models).

Fits 2004 and newer model year 310 Air Decks

62-896284A06

High pressure floor which can replace the wooden modular floor on Mercury sport models. Reduces weight by 30% and offers quick assembly and fast, easy storage. Two-piece design flap. (Must order Thrust Board and Double Action Pump if floor is replacing the sectional wood floor in Sport models).

Fits 2004 and newer model year 340 Air Decks

THRUST BOARD



62-852874 3

Thrust Board.

Fits QS 230 Sport inflatables

HEAVY-DUTY SIDE JOINERS

Extra heavy duty side joiners reduce floor flex in heavy load situations. For use with standard floor boards. If used with synthetic floorboards or with competitive boat brands, minor adjustments are required. Groove depth is .510 in.(13 mm). Order one male and one female for each side of boat.

HEAVY-DUTY SIDE JOINERS



62-809521 1

Male coupler

Fits Mercury 380, 430 and 430 Heavy Duty models.
Fits Quicksilver 365, 425 & 470 Heavy Duty Models.

HEAVY-DUTY SIDE JOINERS



62-809521 5

Male coupler

Fits Quicksilver 365 & 380 Heavy Duty models.

HEAVY-DUTY SIDE JOINERS



62-809521 6

Female coupler

Fits Quicksilver 365 & 380 Heavy Duty models.

DURATEX (PVC) - BOAT HANDLES

Additional handles makes lifting easier. Mount them anywhere on the boat for convenient handholds.

BOAT HANDLE W/ CLEAT



62-859007004

Med. Gray color
Fits all Duratex inflatable boats

62-859007009

Black color
Fits all Duratex inflatable boats

HYPALON - BOAT HANDLES

BOAT HANDLES



62-896462

Hypalon molded lift and carry handle. Can be applied to increase lifting and easy of movement. Comes in Dark Gray color.
Fits all Hypalon Air deck model boats 2003 and newer.

BOAT HANDLES



62-891703

Hypalon molded lift and carry handle. Can be attached to provide easier lifting and movement. Comes in Black Color.
Fits 2003 430 Heavy Duty Hypalon boats.

BOW DODGER/ BAG KIT

Provides storage for anything taken on an inflatable outing. The water-repellant dark blue Cordura nylon bag closes with non-corrosive nylon zipper and hangs under the dodger. Four cleats (62-808645) and glue (62-808648) purchase separate. Easy to attach.

BOW DODGER/ BAG



62-8M0082303

Grey with M Logo
Fits all Q/S inflatables

UNDER-SEAT STORAGE BAG

Handsome, color-coordinated storage bag of water-repellant bark blue Cordura nylon. Durable construction for long life. Non-corrosive nylon zipper. Great for storage of repair kit, foot pump, clothes, lunch, etc. Keeps your boat free of clutter.

UNDER-SEAT STORAGE BAG



62-808647T

Under seat storage bag with Mercury Logo.
Blue Color.
Fits all Q/S inflatables except 200 and 230 models.

UNDER-SEAT STORAGE BAG



62-8M0083245

Under seat storage bag with Mercury Logo.
Grey Color.
Fits all Q/S inflatables except 200 and 230 models.

INFLATABLE ACCESSORIES

COMBINATION D-RING AND LIFTING HANDLE

Backed by rugged Duratex 100 denier fabric. Always use two-part adhesive when installing

COMBINATION D-RING AND LIFTING HANDLE



62-809777

White fabric w/ composite ring
For use on Duratex fabric

62-809777004

Lt. gray fabric w/ composite ring
For use on Duratex fabric

COMBINATION D-RING AND LIFTING HANDLE



62-809777 2

Lt. gray fabric w/ chrome ring
For use on Duratex fabric

STAINLESS STEEL D-RINGS

These stainless steel rings can be added to inflatable boats for gas tank tie-downs, lifting rings and securing gear. They are backed with rugged Duratex 1000 denier fabric. Always use a two-part adhesive when installing.

STAINLESS STEEL D-RING



62-811310003

Small - Lt. Gray color
For use on Duratex fabric

62-811310 2

Small - Red color
For use on Duratex fabric

STAINLESS STEEL D-RING



62-811309

Large - Black color
For use on Duratex fabric

STAINLESS STEEL D-RING



62-811309003

Large - Gray color
For use on Duratex fabric

62-811309 2

Large - White color
For use on Duratex fabric

MOLDED D-RINGS

Backed by rugged Duratex 100 denier fabric. Always use two-part adhesive when installing

MOLDED D-RING



62-859008

Lt. Gray color, 4 in.(102 mm) diameter
For use on Duratex fabric

62-859008 1

Med. Gray color, 4 in.(102 mm) diameter
For use on Duratex fabric

HYPALON MOLDED D-RINGS



62-896456

Large white molded D-rings for Use when towing inflatable boat.
For use on Hypalon XD fabric

HYPALON - MOLDED ROPE HOLDERS



62-896457

Molded gray rope holders made of Hypalon material.
For use on Hypalon XD fabric

SEAT WEBBING

Used to attach standard wooden seat to tubes. Two required.

SEAT WEBBING



62-818701007

Gray webbing w/ gray fabric
For use on Duratex fabric

62-818701 4

Gray webbing w/ white fabric
For use on Duratex fabric

62-818701 5

Black webbing w/ red fabric
For use on Duratex fabric

SEAT WEBBING



62-896452

Made of Hypalon Fabric and used to attach seats to tubes of boat. White with Gray webbing.
For use on Hypalon XD fabric

SEAT WEBBING



62-891695

Made of Hypalon Fabric and used to attach seats to tubes of boat. Red with Black webbing.
For use on Hypalon XD fabric

HYPALON REPAIR KIT

Contains fabric Hypalon patch, sandpaper in a waterproof plastic container. Tube of cement needs to be purchased separate.

HYPALON REPAIR KIT



62-8M0099343

Plastic can for repair containing RED Achilles HYP fabric (1.05 Lx4/Sx1) and BLACK fabric (1.03 Lx3/Sx2), valve key and manual.
Fits XS Heavy Duty Red HYP 365, 415, 470

INFLATABLE ACCESSORIES

HYPALON REPAIR KIT



62-8M0099347

Plastic can for repair containing WHITE Achilles HYP fabric (0.85 Lx7/Sx3), sand paper, valve key and manual.
Fits Ocean Runner, Dynamic.

PVC REPAIR KITS

Contains fabric patches, umbrella valve in a waterproof plastic container. Tube of cement needs to be purchased separate.

PVC REPAIR KIT



62-8M0101375

Plastic can for repair containing PVC fabric WHITE (0.8 Lx4/Sx1) and LIGHT GRAY fabric (0.8 Lx3/Sx2), valve key and manual.
Fits Air Deck Old style PVC model.

62-8M0101374

Plastic can for repair containing PVC fabric LIGHT GRAY fabric (0.7 Lx7/Sx3), valve key and manual.
Fits Roll Up PVC model.

62-8M0099338

Plastic can for repair containing PVC LIGHT GRAY fabric (0.8 Lx7/Sx3), valve key and manual.
Fits Air Deck, Sport, Dynamic and Ocean Runner PVC models MY2008 and later.

PVC REPAIR KIT



62-8M0099342

Plastic can for repair containing 1.15 RED & BLACK PVC fabric, valve key and manual.
Fits Heavy Duty XS RED 365, 415 and 470

PVC REPAIR KIT



62-8M0101363

Plastic can for repair containing DARK GREEN PVC fabric (1.15 Lx4/Sx1) and BLACK (1.15 Lx3, S/2), valve key and manual.
Fits Adventure XS.

62-8M0099344

Plastic can for repair containing DARK GREEN PVC fabric (0.8 Lx4/Sx1) and BLACK (0.8 Lx3, S/2), valve key and manual.
Fits Adventure Enduro.

PVC REPAIR KIT



62-8M0101362

Plastic can for repair containing LIGHT GRAY PVC fabric (0.6 Lx3/Sx2), valve key and manual.
Fits Dinghy PVC.

62-8M0099351

Plastic can for repair containing LIGHT GRAY PVC fabric (0.7 Lx4/Sx1) and NAVY BLUE (0.8 Lx3, S/2), valve key and manual.

Fits Air Deck Ultra Light.

PVC REPAIR KIT



62-8M0099664

Plastic can for repair containing DARK GRAY PVC fabric (0.8 Lx4/Sx1) and BLACK (0.8 Lx3, S/2) and LIGHT GRAY (0.8L x 3/Sx2), valve key and manual.
Fits Dark Grey Air Deck UPVC (Fishing).

PVC REPAIR KIT



62-8M0099346

Plastic can for repair containing LIGHT GRAY PVC fabric (1.15 Lx4/Sx1) and NAVY BLUE (0.8 Lx3, S/2), valve key and manual.
Fits Sport XS 365, 415.

PVC FABRIC

Used for patching

PVC FABRIC



62-884705

White color - 24 in.(61 cm) x 30 in.(76 cm)

PVC FABRIC



62-884707

Black color - 24 in.(61 cm) x 30 in.(76 cm)

62-884707 1

Black color - 60 in.(152 cm) x 32.8 ft.(10 m)

PVC FABRIC



62-899895

Gray color - 24 in.(61 cm) x 30 in.(76 cm)

62-899895001

Gray color - 60 in.(152 cm) x 32.8 ft.(10 m)

FISHING

FISH ROD HOLDER



62-8M0048438

For use on Air Deck Deluxe and Adventure XS Models.

FUEL TANK HOLD DOWN KIT

Made with polypropylene strapping for superior strength and appearance. Quick release buckles simplify replacement of container. Includes two straps with quick release buckles and four footman loops for securing the system to the boat.

FUEL TANK HOLD DOWN KIT



62-809610

AIR PUMPS

Supplied complete with universal adapters to allow inflation of a wide variety of items from toys to most inflatable boats.

INFLATOR/DEFLATOR



62-877364

230 volt AC, Features an automatic shutoff when pressure reaches 3.0 p.s.i., with manual override for additional pressure if needed.

INFLATABLE ACCESSORIES

INFLATOR/DEFLATOR



62-803905

12 volt DC system works off your car's battery to provide up to 4.4 p.s.i. pressure. Auto shutoff prevents over-pressure.

INFLATOR/DEFLATOR



62-889345Q01

This easy to use, double action pump is much faster than the standard foot pump. New compact size for easier storage. 20% more volume to reduce inflation time. Stronger handle, base and fitting stand up to repeated use. Locking attachment fittings make inflation quicker and easier. Locking air pressure gauge can be placed on top of the pump for better visibility.

Quicksilver Branded

REPLACEMENT ADAPTERS



62-809685 4

For Bravo pumps (809632 1 or 803905)

HALKEY-ROBERTS VALVES

HALKEY-ROBERTS VALVE



62-879184A02

This valve (new style) is identified by eight slots located adjacent to the valve stem and branded with "690NSBV", Black color

QUICKSILVER VALVE

AIR VALVE ASSEMBLY



62-856646A 1

This air valve assembly is identified with p/n 856646 on flange, Lt. Gray color Mercury and Quicksilver Soft Bottom Roll Up Inflatable Boats

VALVE FILL ADAPTERS

HALKEY-ROBERTS VALVE FILL ADAPTER



62-809685 1

For 5/8 in.(16 mm) hose and (old style) valve
For Halkey-Roberts valve (foot pump)

UNIVERSAL VALVE FILL ADAPTER



62-809685 3

For 5/8 in.(16 mm) hose and (old & new style) valve
For Halkey-Roberts valve (foot pump)

QUICKSILVER VALVE FILL ADAPTER



62-859044A 1

For 5/8 in.(16 mm) hose and (old & new style) valve
For Quicksilver valve

DUAL-ACTION PUMP VALVE FILL ADAPTERS



62-889347

Fits Dual-Action Pump. Comes with kit 889345Q01.
Mercury, Quicksilver or Haulkey Roberts valve

AIR PUMP ADAPTER



62-8M0150135

Air pump hose for hand pump
Adapter for Holec valve HB-530-133

VALVE TOOL

PRESSURE GAUGE

PRESSURE GAUGE



91-804510

PRESSURE GAUGE



62-889346

Lock - in dial pressure gauge to fit all Haulky Roberts valves and provides a sealed fit when using pump.
Fits #62-889345Q01 type double action pump.

OARS AND PADDLES

OAR BLADE



62-883899002

Oar blade with Mercury Logo in PVC - Light Grey.
Fits Ultra Light, Air Deck, Sport, Ocean Runner, Dynamic - PVC models.

OAR HANDLE ASSEMBLY



63-8M9200340

Oar Handle Assembly PVC - LIGHT GRAY (97.5cm).
Fits 220 ULC, 220 Air Deck, 220 Sport - All PVC models.

OAR HANDLE

62-885156

Lt. Gray for Sport Models.
Mercury Branded

OAR BLADE



62-885157

Oar blade with Mercury Logo in PVC - Dark Grey.
Fits Air Deck, Ocean Runner, Dynamic - HYPALON models.
Mercury Branded

OAR BLADE



62-883899T04

Oar blade with Mercury Logo in PVC - BLACK.
Fits Dinghy, Air Deck Fishing, Sport Adventure & Adventure XS - PVC models.
Mercury Branded

OAR HANDLE



62-885158

Dk. Gray for Air Deck models.
Mercury Branded

OAR HANDLE ASSEMBLY



62-8M0068687

Oar Handle Assembly PVC - BLACK (120cm).
Fits 200 Dingy.

62-885156007

Oar Handle Assembly PVC - BLACK (97.5cm).
Fits 240 Dinghy.

OAR HANDLE ASSEMBLY



62-885159003

Oar Handle Assembly PVC - LIGHT GRAY (110cm).
Fits 250 ULC, 250-290-320 Air Deck, 250-290-320 Sport, 290 Ocean Runner,
250-270-300 Dynamic - ALL PVC models.

OAR HANDLE ASSEMBLY



62-885159005

Oar Handle Assembly PVC - BLACK (110cm).
Fits 290-320 Air Deck Fishing, 250-290-320 Sport Adventure - All PVC models.

OAR HANDLE ASSEMBLY**62-885156006**

Oar Handle Assembly PVC - LIGHT GRAY (124cm).
Fits 365-415 Sport XS.

OAR HANDLE ASSEMBLY**62-8M0050413**

Oar Handle Assembly PVC - BLACK (97.5cm).
For old Dinghy Models

T PADDLE ASSEMBLY**62-880999003**

T Paddle Assembly with Mercury Logo in PVC - Light Grey
Fits 340-420-460 Ocean Runner PVC

OAR/T PADDLE**62-898200**

Oar/T Paddle Assembly with Mercury Logo in PVC - Dark Grey
Fits 340-420-460 Ocean Runner HYPALON

OAR/T PADDLE**62-880999 1**

Oar/T Paddle Assembly with Mercury Logo in PVC - Black
Fits 365-415-470-530 Heavy Duty HYPALON

T PADDLE ASSEMBLY**62-880999002**

T Paddle Assembly with Mercury Logo in PVC - Black
Fits 365-415-470 Heavy Duty PVC

Part Number to Page Number Reference

84 - 11149A55	462	33 - 14814568	7, 14
88 - 11178A01	623	33 - 14814Q	7, 17
48 - 11324A45	714, 716, 721, 761, 833, 843, 892, 900	14865A02	134, 138, 142
25 - 11332	92	15000A14	40, 319, 321, 323, 325, 327, 331, 588
11606A 1	669, 672	15000A 7	39, 42, 319, 321, 323, 588
11606A 2	672	15300	100, 114
12022A40	47, 53, 54	15768A 3	123, 356
12022A41	47, 54	22 - 15781A12	86
12092A13	58, 65	15943A 1	91, 316
12092A18	58, 63-65	15967	92
12092A19	58, 65, 335	15969A09	92, 317
12092A20	59, 64, 65, 332	15969A10	92, 317
84 - 12334A 2	39-41	15969A11	93
12335A 1	91, 316	15969A13	92
12415	462	15985A02	94, 335, 928
12415A 2	462	15995	462
91 - 12427T	685	16074T05	20, 22, 26
12569A 1	674	12 - 16140	904
12612Q 2	70, 318, 320	12 - 16140 2	902
43 - 12635T	69	16145 2	902
12644A 1	130, 355	16145Q01	902, 922
12756A 1	57	12 - 16146	902, 921
13191Q01	923	11 - 16147	902, 904, 918
13294451	594	11 - 16147 1	902
13294457	594	47 - 16154 1	243
13536A13	462	47 - 16154 3	242
13536A14	462	16159A03	242
22 - 13563Q 3	77	35 - 16248	80, 242, 243
22 - 13563Q 7	77	48 - 16312A46	770, 833, 881, 893
33 - 13686Q	5, 17	48 - 16314A46	770, 833, 880, 893
48 - 13700A46	768, 834	48 - 16315A46	770, 880, 881, 893
48 - 13701A46	768, 834	48 - 16316A46	770, 833, 880, 881, 892, 893
48 - 13702A46	768, 834	48 - 16317A46	770, 880, 881, 892
48 - 13703A46	768	48 - 16318A46	770, 833, 880, 881, 892, 893
48 - 13704A46	768	48 - 16436A45	714, 717, 722, 729, 736, 749, 761, 893
48 - 13705A46	768	48 - 16436CP1	714, 717, 722, 761
48 - 13705A46	768	48 - 16438A45	714, 717, 721, 761, 833, 893
48 - 13706A46	715, 717, 722, 734, 745-748, 768	48 - 16438CP1	714, 717, 721, 761
48 - 13707A46	745	48 - 16440A45	714, 717, 721, 761, 833, 893, 900
11 - 13914Q02	902, 914	35 - 16595Q	280
13914Q03	325, 902, 914	16645A 4	356
33 - 14103550	7, 13, 15-17	26 - 16709A 2	259
33 - 14103568	7, 17	16755Q 1	259
33 - 14103Q	7, 13-16	16837A 2	20, 22, 25, 26
14205M	100	16838A 4	24-26
22 - 14213Q	77	16839A 4	89
14359	923	16840A 2	498
14586	244	16841Q02	69, 320
14586A 3	86-88	16909A 2	310, 313, 324, 326, 329, 332, 336, 340, 486
14586A 4	86, 88, 89	48 - 16986A46	769, 833
14586A 6	86, 88, 89	48 - 16988A46	769, 833, 886
14586A 7	87, 88	48 - 16990A46	770, 886
34 - 14594A 2	204	48 - 16992A46	770, 886, 891
34 - 14594A 3	205	17024	674
87 - 14645A 4	29, 613	17024A03	670, 672
14801A 1	134, 139, 142, 144		

Not all parts listed are available for the European, C.I.S., Africa and Middle East Markets.
For more information, please contact your local Mercury, Mariner, MerCruiser or Quicksilver Office.

Part Number to Page Number Reference

17063T	486	18789T04	204
84 - 17162	498	18852M	103, 104
84 - 17175	21	19220A 4	929
85 - 17198	620	47 - 19453T	243, 244
85 - 17199	620	35 - 19485	284
85 - 17200	620	19608A14	328, 332, 670, 672
17264T 2	100, 107, 111, 243	19609A 6	328, 332, 670, 672
17280A 2	71	19624A 1	673
48 - 17310A46	769, 886	48 - 19636A10	711, 760, 884
48 - 17312A46	769, 886	48 - 19638A40	711, 760, 884
48 - 17314A46	769, 833, 886	48 - 19639A40	711, 760
17611T	927	48 - 19640A40	711, 759, 831, 884
33 - 17719547	7, 13	48 - 19644A 5	711, 769, 884
17729A 1	673	19669T	902, 927
84 - 17829A10	329, 573, 607	87 - 19674A05	355, 595
84 - 17829A 2	607	87 - 19674A06	355, 595
84 - 17829A20	329, 573, 607	87 - 19674A07	311, 316, 327, 331, 335, 338, 342, 346, 349, 355, 596
18018A 1	205	87 - 19674A08	311, 316, 327, 331, 335, 338, 342, 346, 349, 355, 596, 598
48 - 18278A46	768, 834	87 - 19674A12	311, 316, 327, 331, 335, 338, 342, 346, 349, 355, 596, 598
48 - 18280A46	715, 717, 722, 745, 768	87 - 19674A13	311, 316, 327, 331, 335, 338, 342, 346, 349, 355, 596, 598
48 - 18281A46	715, 717, 722, 745, 768	87 - 19674A14	316, 342, 346, 349
48 - 18281A56	894, 898	87 - 19674A15	316, 342, 346, 349, 598
87 - 18286A17	613	33 - 19796	7, 12
87 - 18286A18	29, 311, 327, 331, 613	48 - 19838A46	768, 834
87 - 18286A19	311, 327, 331, 613	48 - 19841A46	768
87 - 18286A46	335, 338, 609, 613	12 - 20084	920
87 - 18286A47	335, 338, 614	22831Q 3	78
35 - 18458Q 3	82	24789A 1	70
35 - 18458Q 4	82, 246, 316	12 - 27025	921
18563A 1	132, 356	12 - 28421	67
48 - 18606A 6	718, 771	12 - 29710	920
48 - 18607A 6	718, 772	30185Q 3	78
48 - 18608A 6	718, 771	30431104	592
48 - 18609A 6	718, 771	30431108	592
48 - 18610A 6	718, 771	30431123	592
48 - 18611A 6	718, 771	30431124	592
48 - 18612A 6	718, 771	30431125	592
48 - 18613A 6	718, 771	30431126	592
48 - 18614A40	718, 771, 895, 897, 898	30431127	592
48 - 18614A 6	718, 771	30431128	592
48 - 18615A40	718, 771, 895, 897, 898	30431129	592
48 - 18615A 6	718, 771	30431130	592
48 - 18616A40	718, 771, 895, 897	30431131	592
48 - 18616A 6	718, 771	30431132	592
48 - 18617A40	718, 771, 895, 897	30431133	592
48 - 18617A 6	718, 771	30431134	592
48 - 18618A40	718, 771, 895, 897	91 - 30500	306
48 - 18618A 6	718, 771	30635Q 3	78
48 - 18619A40	718, 771, 895, 897	12 - 31211Q03	902, 904, 920
48 - 18619A 6	718, 771	31640Q 4	100, 187, 925
48 - 18620A 6	718, 771	31640T07	101, 107, 111-114, 244, 245
48 - 18621A 6	718, 771	31640T 4	110-114, 190, 191
18654A 1	259		
18787019	204		
18787T 2	203		

Part Number to Page Number Reference

31640T 6	100, 110–114, 187, 190, 191, 245	44357Q 2	70, 167, 209, 312, 317, 320, 322, 324, 325, 328, 332, 336, 339, 343, 346, 350, 357
11 - 31990Q02	902, 916	44357T 2	312, 317, 328, 332, 336, 339, 343, 346, 350, 357
32053T	927	45676T	914
22 - 32561	77, 84	84 - 46239A 1	606
34127T 2	187, 190, 191	11 - 46335	918
92 - 34227Q02	304	46838A 4	615
34762A 1	184, 190, 191	46838A 6	615
34765A 2	130, 355	47820A 1	101
14 - 34817	922	18 - 47959	903, 904
11 - 34933	917	47974A10	40, 588
22 - 34982	76, 84	49734	124, 353, 462, 608
22 - 36305T	152	5 - 5010130CP	193
37293T	124, 353, 608	5 - 5010147CP	193
91 - 37299Q 2	306	5 - 5010162CP	193
38859A 1	923	5 - 5010181CP	193
12 - 39701	921	5 - 5010194CP	193
12 - 39817	921	5 - 5111200TP	193
11 - 40119 12	902, 918	5 - 5111300TP	193
11 - 40119Q02	902, 915	5 - 5111400TP	193
11 - 40140	902, 918	5 - 5111600TP	193
41323A03	670, 672	5 - 5121200TP	193
54 - 41582Q 7	79, 85, 177	5 - 5121300TP	193
41729A 3	92, 316	5 - 5121400TP	193
23 - 42091 1	920	5 - 5121600TP	193
42121Q02	101, 106, 108, 109	5 - 5121700TP	193
42282A 4	21–23, 26, 27	5 - 5231100TP	193
13 - 42351 1	921	5 - 5231200NP	193
42594T	914	5 - 5231200TP	194
42600A09	183	5 - 5231300TP	194
42600A14	182	5 - 5237100TP	194
42600A18	215	5 - 5237200TP	194
42630 1	926	5 - 5237300TP	194
48 - 42738A45	712, 740, 741, 752–754, 760, 832, 889	11 - 52707Q 1	902–904, 916
48 - 42738CP1	712, 760	5 - 5331200TP	194
48 - 42740A45	712, 740, 752–754, 760, 885, 889	5 - 5331400TP	194
42805A 6	498	5 - 5331500TP	194
47 - 43026Q02	248	5 - 5331600LP	194
47 - 43026T 2	244–248	5 - 5331600TP	194
43549	926	35 - 53336Q	253, 255
48 - 43592A71	775	5 - 5337400TP	194
43615T 1	927	5 - 5337500TP	195
43636T	928	5 - 5337600TP	195
43672	928	1623- 5356A 4	200
43676T	902, 927	54212A 7	355, 581
91 - 43693A 2	684	5 - 5441200TP	195
43 - 44102A 2	68, 317	5 - 5441400LP	195
44267A02	131, 140, 356	5 - 5441400TP	195
44267A03	131, 141, 356	5 - 5441500LP	195
44267A04	131, 148	5 - 5441500TP	195
44267A05	131, 148, 151, 356	5 - 5441600LP	195
44267A06	131, 148, 151, 356	5 - 5441600TP	195
44267A07	131, 148, 151, 356	5 - 5441700TP	195
44267A08	131, 148, 151, 356	5 - 5447400TZ	195
44349A 1	133, 356	5 - 5447500TZ	195

Part Number to Page Number Reference

5 -5447600TZ	195	6 -6315002TP	192
54737T	914	6 -6345002TP	192
12 - 54738	920	11 - 64075A 1	915, 918
32 - 54950 53	460	6 -6511002NZ	192
32 - 54950600	461	57 - 65607Q	253
12 - 55072	920	87 - 66581	206
12 - 55073A 2	921	87 - 66582	206
55074T	924	32 - 67032A12	207
55989Q 9	184, 190, 191	32 - 67032A24	207
55989T 3	184, 190, 191	32 - 67032A36	207
12 - 56355	920	32 - 67032A48	207
57908 11	620	32 - 67032A72	207
58366T 2	607	32 - 67032A96	207
35 - 59072	80	10 - 67755005	66, 68
47 - 59362T 6	255, 256	10 - 67755 1	66, 68
33 - 59571B	118	10 - 67755 2	66, 68
5 -5E31200UP	194	10 - 67755A13	67, 68
5 -5E31900UP	194	10 - 67755A14	67, 68
5 -5H41300UP	195	10 - 67755A15	67, 68
5 -5H41400UP	195	10 - 67755A17	67, 68
5 -5H41600TZ	196	10 - 67755A18	67, 68
5 -5J31200TP	194	10 - 67755A22	67, 68
5 -5J31300TP	194	10 - 67755A26	67, 68
5 -5J37200TP	194	68858T	913
5 -5J37300TP	194	68861T	913
5 -5K31500TP	195	84 - 69108A 5	606
5 -5K31600TP	195	6 -6911002TP	192
5 -5K37400TP	195	69355	623
5 -5K37600TP	195	11 - 69578Q 1	902, 915
5 -5L41300TP	196	6 -6A15002TP	192
5 -5L41400TP	196	6 -6A45002TP	192
5 -5L41500TP	196	83 - 70350A 2	24, 26, 27
5 -5L41600TP	196	70599A 5	318
5 -5L41700TP	196	22 - 72932A 3	127, 128
5 -5L47400TP	196	72957A 5	98, 183
5 -5L47500TP	196	72958A 5	98, 183
5 -5L47600TP	196	48 - 73132A45	712, 739, 740, 752-754, 760, 832, 885, 889
5 -5M41600TP	196	48 - 73134A45	712, 739, 740, 752-754, 760, 832, 885
6 -6010000CP	192	48 - 73136A45	712, 731, 739, 740, 752, 753, 760, 832, 885
6010000DP	192	48 - 73138A45	712, 731, 739, 740, 752, 753, 760, 832, 885
86 - 60602T	619	48 - 73140A45	712, 731, 739, 740, 752, 753, 760, 832, 885, 889
86 - 60831T	620	48 - 73142A45	712, 731, 739, 740, 752, 753, 760, 885, 888
86 - 60878T	619	48 - 73144A45	712, 731, 739, 740, 752, 753, 760, 885, 888
6 -61000002P	192	73345A 1	902, 922, 923
61086A11	152, 158, 162	35 - 73532	80
6 -6111002LP	192	91 - 74057Q 5	297, 934
84 - 61378A 2	36, 204	91 - 74057Q 6	306
86 - 61606T	619	74639A 2	259
87 - 61691	206	75095Q 2	206, 597
6 -620000091	192	76214 4	187, 191
6 -62000010P	192	76214 6	187, 191
6 -62000012P	192	76214A 6	101, 114, 187, 191, 245-248
62351A10	24, 26, 27	76214Q 5	101, 114, 187, 244-247, 913, 926
62999	927	76214T 1	101
6 -6311002NZ	192	76214T 3	101

Part Number to Page Number Reference

76214T 5	107, 108, 191, 247, 248	92 -802878Q14	300
14 - 76281	921	92 -802878Q16	300
14 - 76281Q	902	92 -802878Q21	301
76366T04	207	92 -802878Q30	300
76409F 1	180	92 -802878Q32	300
76426A 9	608	92 -802878Q39	301
76535T	671, 674	92 -802878Q50	302, 934
26 - 76868A04	259	92 -802878Q52	302
48 - 77338A45 713, 720, 730, 731, 736-740, 750-753, 761, 832, 886		92 -802878Q53	302
48 - 77338CP1	832	92 -802878Q54	302
48 - 77340A45 713, 720, 730, 731, 736-740, 750-753, 761, 832, 886		92 -802878Q55	286
48 - 77340CP1	832	92 -802879Q 1	286
48 - 77342A45 713, 720, 730, 731, 736-740, 750-753, 761, 832, 886		802889A 1	305, 356
48 - 77344A45 . . . 713, 720, 728, 729, 731, 736-738, 743, 744, 749, 751, 761, 832, 886		802889Q 1	97, 305, 328, 332, 335, 339, 356
48 - 77346A45 . . . 713, 720, 728, 729, 731, 736-738, 743, 744, 749, 751, 761, 832, 886, 891		35 -802893A 4	356
48 - 77348A45 . . . 713, 720, 728, 729, 731, 736-738, 743, 744, 749, 751, 760, 832, 886, 891		35 -802893Q01	82, 176, 253-256
48 - 77350A45 . . . 713, 720, 728-731, 736-738, 743, 744, 749, 751, 760, 833, 886, 891		35 -802893Q 4	86, 175, 356
77409A 1	460	64 -802894A12	660
77409B 1	460	64 -802894A13	660
48 - 78112A45 . . . 714, 717, 722, 729, 730, 735, 736, 749, 761, 833, 881, 893		64 -802894A14	660
78112CP1	714, 717, 761	64 -802894A15	660
48 - 78114A45 . . . 714, 717, 721, 729, 730, 734-736, 749, 761, 833, 881, 893		64 -802895A15	657
48 - 78114CP1	714, 717, 722, 761	64 -802902A 1	665
48 - 78116A45 . . . 714, 717, 721, 727, 729, 730, 734-737, 749, 750, 761, 833, 880, 881, 893		803061T 1	87, 89
48 - 78116CP1	714, 717, 721, 761	31 -803496T 1	69
88 - 79023A91	622	43 -803500T 1	68
88 - 79023A93	635	33 -803507	8, 11, 242, 243
88 - 79023A94	622, 635	803583A 4	497
88 - 79023T10	622	35 - 80365M	80
88 - 79023T56	622	803731	106
88 - 79023T90	622	803743	902
88 - 79091	621	803743Q01	902, 915
79476A 1	180	803743Q02	902, 915
79476A 3	180	47 -803748	242, 243
79476A 4	180	47 -803748 1	242
79476A 5	180	47 -803748Q01	242
79476A 6	180	47 -803748Q02	242
79 - 79889A 1	468	803833T	102, 114
802002Q 1	917	803890T	922
802010Q 1	917	62 -803905	952
91 -802653K02	328, 332, 339	47 -803984T	930
91 -802653Q02	96, 306, 322, 323, 325, 328, 332	47 -803985T	931
802755	488	804043	106, 243
92 -802859Q 1	934	64 -804378A 1	666, 667
92 -802861Q 1	297, 933	91 -804510	953
92 -802863Q 1	297, 934	804540	242
92 -802878Q 1	302	22 -804787Q	78, 335
92 -802878Q10	300	22 -804787T	335, 339
92 -802878Q12	300	3302-804844002	253, 255, 256
		805100	924
		805101T	924
		805130A 6	464
		805130A 8	464
		805134A 3	464
		805134A 6	557

**Not all parts listed are available for the European, C.I.S., Africa and Middle East Markets.
For more information, please contact your local Mercury, Mariner, MerCruiser or
Quicksilver Office.**

Part Number to Page Number Reference

805218T	463	67-808887Q	79, 174, 291
805265A 1	133	35-809100	178
87-805268	125, 608	35-809101	178
79-805289A 1	428	809485	227, 675
805320A03	464	809486	226, 675
91-805457T 1	931	62-809521 1	946
91-805475A 1	684	62-809521 5	946
805759Q 3	254, 255	62-809521 6	946
35-805809T	284	62-809527005	942
805984A 1	127, 129	62-809527006	943
806000	189	62-809527T07	942
806054A 1	124, 356	62-809527T08	942
806105Q 1	188	62-809527T09	942
806105T 1	191	62-809527T10	942
806187A 1	187, 191	62-809610	951
806188A 2	188, 191	809662T	105, 185, 186, 190, 191, 913
806188Q01	188, 191	809664A 1	105, 185, 186, 190, 191, 912
806189A 2	188, 191	809666A02	185, 191, 912
806189Q 1	188	809666A03	185, 191, 913
806189T 1	191	809666T	185, 186, 190, 191, 913
806190A 2	189, 191	809666T01	185, 191
806190Q 1	189	809670T	186, 190, 191, 913
806190T 1	191	62-809685 1	952
806193A49	124	62-809685 3	952
35-806329A 1	171, 172	62-809685 4	952
806385T	427	809690A 1	105, 184
23-806445A 1	124	62-809773	944
806490T	463	62-809777	948
806688A02	181, 928	62-809777004	948
91-806794A02	684	62-809777 2	948
22-806836A 3	127, 128	35-809867	178
22-806837A 1	127-129	35-809868T	179
22-806837A 2	127	64-809883A 1	665
806843A06	168, 170	62-811307T02	942
806843A 2	168, 170	62-811307T04	943
46-807151A25	155, 163	62-811307T05	942
46-807151A 5	155, 163	62-811309	948
35-807172A 1	175	62-811309003	948
807252Q 5	253-256	62-811309 2	948
35-807256T	177	62-811310003	948
807459A09	171, 172	62-811310 2	948
807459A 3	171, 172	811635Q 2	253
807477A 5	134, 144, 145	62-811823T05	942
807611T	132, 356	62-811823T06	942
807639A 3	154, 163, 164	84-812441A10	354, 573
807901A 3	125, 126, 154	84-812441A15	354, 573
807901A 5	154, 162, 163	84-812441A20	354, 573
807901T 6	154, 162	84-812475A20	354, 571
91-807903A 1	684	84-812475A25	354, 571
807963A 1	134, 142, 144	84-812475A 3	354, 571
54-808112	192	812497A 4	495
35-808275	178	812497A 5	496
62-808647T	947	812497A 6	496
91-808696	620	812497T03	495
67-808840Q	76	88-812619	622

Part Number to Page Number Reference

1263-812718A 2	90	35 - 816296A 3	80
84 -812835A30	355, 573	35 - 816296Q03	79
84 -812835A45	355, 573	35 - 816296Q 2	79
48 -812948A10	711, 759	54 - 816311T	624
48 -812949A02	710, 758, 830, 837, 870	816318A 4	929
48 -812950A02	710, 758, 830, 837, 870	33 - 816336Q	118, 119, 122, 253-255
48 -812950A10	711, 759	22 - 816339	179, 357
48 -812951A02	710, 758, 830, 870	816366A42	46, 54
48 -812954A10	710, 759, 830, 837	816366A48	46, 52, 53
46 -812966A12	243, 244	816366A52	47, 54, 335
33 -813413	6, 15, 16	816431A 1	259
33 -813415	118, 120	816492A 9	603
33 -813418	8, 13, 14	26 - 816575A 4	259
33 -813421 4	118, 121-123	84 - 816626A11	319, 321, 323, 585
33 -813425	118, 119, 121	84 - 816626A15	228, 319, 321, 323, 585
33 -813469	6, 13-16	84 - 816626A 2	228, 319, 321, 323, 585
33 -813471 1	118, 119	84 - 816626A20	228, 319, 321, 323, 585
33 -813472	8, 13, 18	84 - 816626A24	228, 319, 321, 323, 586
86 -813936T	618	84 - 816626A25	586
86 -813937A 2	618	84 - 816626A29	319, 321, 323, 586
86 -813937T	619	84 - 816626A30	586
87 -813960A 4	40	84 - 816626A 8	319, 321, 323, 585
10 -814259	66, 68	14 - 816629Q	922
87 -814324A 2	355, 596	816667A 2	56, 328, 332, 671, 672
87 -814324B 2	596	816696A 1	59, 64
87 -814407A 3	34, 614	816696A12	60, 64, 65
86 -814433T	619	816696A 8	60, 65
86 -814434T	619	816696A 9	60, 65
27 -814658A 6	203	48 - 816702A45	712, 760, 832, 889
814951 4	673	48 - 816704A45	712, 760, 832, 889
18 -815026	902, 904, 919	48 - 816706A45	712, 760, 832, 889
18 -815026 4	902	33 - 816737B 2	6
48 -815083A01	710, 758, 869, 887	33 - 816737Q	6, 13-17
48 -815083A02	710, 758, 869	47 - 816814T	258, 259
48 -815084A01	869, 887	33 - 816837Q	8, 13-17
48 -815084A02	869, 887	22 - 816856Q 3	78
17 -815111Q02	902, 919	36 - 816976Q 1	72, 73
87 -815200A02	613	817019Q 2	124, 356
87 -815200A 1	612	817019T 2	356
34 -815242A 3	205	817275A09	247, 248
815279A 3	20	84 - 817659T01	615
815407T 5	253	11 - 817752A 1	914
815471T 1	259	817782 1	595
815632A02	181, 928	817883 1	595
48 -815758A46	768, 833, 843	817891 1	595
48 -815760A46	768, 833, 843	817928 1	595
48 -815762A46	716, 717, 723, 768	817929 1	595
1623-815822A28	200	22 - 818170A 2	179
1623-815822A30	200	818298Q 1	103, 243-246, 248
1623-815822A36	200	818298T 1	106-108, 110-114
1623-815822A47	198	818298T 3	103, 110-114, 243-246
1623-815822A52	198	818377A 2	207
1623-815822A53	198	62 - 818701007	949
1623-815822A55	198	62 - 818701 4	949
35 -816168	284	62 - 818701 5	949

Part Number to Page Number Reference

819012	595	822344A12	29
819013	595	822344A13	28, 30–33
819014	595	50 -822462A06	37, 42
819015	595	50 -822462A 1	37, 42
819016	595	50 -822462A 2	37, 42
819232	104	50 -822462A 4	37, 42
819429A 1	926	822559Q01	912
819504A 2	35	822573A12	30–33, 325, 464–466
48 -820110A20	825, 887, 890	35 -822626Q03	95, 242, 243, 275, 276, 322, 323, 325
56 -820386A76	558	35 -822626Q15	95, 276, 277
56 -820386A85	527	35 -822626T 7	95
820503 1	230, 231	822777A 2	102, 187, 191
22 -820543A 1	70, 228	822777Q 1	102, 114, 187, 925
22 -820543A 6	228	822777T 1	191
22 -820573	70, 228	23 -822974	911
25 -820663250	229	53 -822975	912
25 -820663375	229	87 -823037A04	597
25 -820663500	229	823054Q	598
25 -820663A 2	229	48 -823478A46	713, 739, 740, 752, 753, 769
820671A10	224, 510	92 -823506 1	286, 304
820671A12	224, 510	23 -823516	911
820671A14	224, 510	823535	73
820671A16	224, 510	823536	73
820671A18	224, 510	87 -823609A 7	38, 40–42
820671A 8	224, 510	33 - 82370M 1	5, 13, 18
820675	225, 227, 502, 676	823912	104, 106, 108, 242
820677A 1	225, 502	823912002	106, 243
820728	676	823913Q	103, 106, 108, 242
821085A 3	208	824072A 3	59, 63, 64
48 -821154A46	768, 833, 843	824072A 7	59, 63
821190A 1	57	33 -824406 8	8, 19
821190A 2	58	93 -824423 2	933
821190A 3	57	19 -824431	929
821455A16	45, 51, 52	84 -824477A 3	39, 42
821455A17	45, 52	824954A 1	91, 316
821455A20	44, 51	32 -825191A03	56, 57, 317, 336, 339, 346, 350, 499–501
821455A22	45, 51, 52	825212A 1	87, 88, 328
821455A24	45, 52	825271 1	104, 106, 107, 110, 111
821455A26	44, 51	87 -825294A 2	39, 42
821455T 8	45, 51	48 -825860A47	766
821468A 7	44, 51	48 -825862A47	766, 834, 887, 900
821629A 2	185, 191	48 -825864A47	766, 834
821629Q 1	185	48 -825866A47	766, 834
821629T 1	191	48 -825868A47	766
821630A 2	185, 191	48 -825872A47	766
821630Q 1	185	48 -825874A47	766
821630T 1	191	48 -825930A46	767
821631Q 1	184	48 -825932A46	767
821631T 1	191	48 -825934A47	767
821631T 3	184, 191	48 -825938A47	767
19 -821908	70, 229	48 -825940A48	767
3526-821986A 1	207	48 -825942A47	767
822157T03	243	48 -825944A47	767
822157T 2	102, 106, 107, 110, 111	48 -826072A46	768
822344A11	28, 32	826074Q 1	902–904, 910

Part Number to Page Number Reference

826134Q	105, 243–247	827691A 1	181
826134T	106–108, 111–114, 247, 248	82776	674
826134T 3	105, 111–114, 243–248	82779	501, 508
64-826449A 1	665	33-827858Q	8, 11, 12
64-826464	665	33-827859	8, 11
64-826465	665	82795T	101
64-826470A 1	664	828038A 1	24, 26
64-826472A10	657	48-828150A12	711, 759, 871, 883
64-826472A11	658	48-828152A12	711, 759, 830, 871, 883
64-826472A12	658	48-828154A12	711, 759, 830, 871
64-826472A13	658	828155A 3	90
64-826472A14	658	828155A 4	90
64-826472A15	658	828155A 6	90
64-826472A16	658	828155A 8	89
64-826472A17	658	48-828156A12	711, 759, 830, 871, 883
64-826472A18	658	48-828158A12	711, 758, 830, 871, 883
64-826472A19	658	91-828363A 1	683
64-826472A 8	657	828369	97, 306
64-826472A 9	657	57-828507Q 4	246
64-826483A 1	666	57-828507Q 5	246
64-826484	666	828517A 1	90
64-826491A 1	666	828813A 2	45, 52, 53
64-826495A 1	668	828813A29	45, 51–53
64-826496A 1	668	828813A33	46
64-826497A 1	666	33-828942	8, 14
64-826498A 1	667	47-828989T 1	931
64-826501A 1	665	67-829140A01	625
64-826507A 2	669	1641-8294A14	200
64-826511A 2	669	1641-8294A16	199
64-826512A 2	669	1641-8294A19	199
64-826513A14	666	1641-8294J00	200
64-826513A16	666	1641-8294J01	199
64-826513A18	666	1641-8294J02	199
64-826513A20	666	830578A 1	34
64-826513A22	666	67-8313152	76
64-826513A24	666	91-83164M	685
64-826523	668	48-831867A60	897
64-826524	668	48-831868A60	897
64-826525A 1	669	48-831909A45	765
64-826532A 1	669	48-831909A55	765
826557A 1	498	48-831909L65	782, 791
826633A 1	498	48-831910A45	765
11-826709 11	917	48-831910A55	765
11-826711 12	917	48-831910L60	778, 789
11-826711 17	68	48-831910L65	782, 791
11-826711 27	919	48-831910L80	778, 789
826729A10	29, 33, 34	48-831911A45	765
1686-827214T25	209, 210	48-831911A55	765
48-827312A45	712, 760	48-831911L45	781, 791
91-827497A 1	79	48-831911L65	781, 791
84-827593A 2	607	48-831912A45	765
827598T	902, 926	48-831912A55	765
11-827614A 3	917	48-831912L45	781, 791
11-827614Q01	902, 916	48-831912L60	777, 789
11-827614Q04	916	48-831912L65	781, 791

Not all parts listed are available for the European, C.I.S., Africa and Middle East Markets.
 For more information, please contact your local Mercury, Mariner, MerCruiser or
 Quicksilver Office.

Part Number to Page Number Reference

48 -831912L80	777, 789	833072004	245
48 -831913A45	765	833163A 1	230, 231
48 -831913A55	765	83394M	102, 105
48 -831913L45	781, 791	834839Q	903, 904, 911
48 -831913L65	781, 791	834899Q	911
48 -831914A45	765	835257Q 1	902, 903, 905
48 -831914A55	765	835257Q10	903, 905
48 -831914L45	781, 791	835257Q12	904
48 -831914L60	777, 789	835257Q 6	903, 905
48 -831914L65	781, 791	835257Q 9	903, 905
48 -831914L80	777, 789	835258Q 1	903, 906
48 -831915A55	765	835258Q 2	903, 906
48 -831915L45	781, 791	835266Q 1	903, 907
48 -831915L65	781, 791	835271Q09	909
48 -831916A55	765	835271Q 2	903, 909
48 -831916L45	781, 791	835272Q09	909
48 -831916L60	777, 789	835272Q 1	903, 909
48 -831916L65	781, 791	835274Q 1	903, 909
48 -831916L80	777, 789	835277Q 1	904, 906
48 -831917A55	765	835278A 1	924
48 -831917L45	781, 791	835278Q 1	904, 907
48 -831917L65	781, 791	835279Q 2	904, 906
48 -831918A55	765	835281Q 1	904, 908
48 -831918L45	781, 791	835282Q 1	904, 907
48 -831918L60	777, 789	835283Q03	904, 908
48 -831918L65	781, 791	835283Q 1	903, 904, 907
48 -831918L80	777, 789	835283Q 2	903, 904, 907
48 -831919A55	765	835284Q 1	904, 908
48 -831919L45	781, 791	835290Q 1	902–904, 910
48 -831919L65	781, 791	47 -835452T	931
48 -831920A55	765	64 -835457A11	227, 675
48 -831920L45	781, 791	64 -835457A13	227, 675
48 -831920L65	781, 791	64 -835457A15	227, 676
832066A 1	72	64 -835457A17	227, 676
48 -832121A55	716, 717, 723, 765	64 -835457A19	227, 676
48 -832122A55	716, 717, 723, 765	64 -835457A21	227, 676
48 -832123A55	716, 717, 723, 765	64 -835457A23	227, 676
48 -832124A55	716, 717, 723, 765	64 -835457A25	227, 676
48 -832828A45	714, 716, 721, 727–730, 734–737, 743, 749, 750, 761, 833, 880, 893, 900	12 -835467008	903, 904
48 -832830A45	714, 716, 721, 727–730, 734–737, 743, 749, 750, 761, 833, 892, 900	12 -835467 5	903, 923
48 -832832A45	714, 716, 721, 727, 728, 730, 734, 737, 743, 750, 761, 833, 880, 892, 900	12 -835467 7	925
48 -832834A45	714, 716, 721, 730, 737, 743, 750, 761, 833, 880, 892, 900	12 -835467Q01	902–904, 923
88 -832969 10	621	83859T	102
88 -832969 2	621	840368A 1	205
88 -832969 30	622	44 -840377A 1	222
88 -832969T05	621	840382A02	912
88 -832969T15	621	12 -840383A 2	916
88 -832969T20	622	840389Q06	903, 906
88 -832969T25	622	91 -840393A 1	222
833006A 1	35, 317, 346	44 -840450A03	203
833072003	246	44 -840451A03	203
		1687-840560A27	209
		1687-840560A28	209
		1687-840560A29	209
		1687-840560A38	209

Part Number to Page Number Reference

1687-840560T33	209	843426A 2	130, 212
1687-840560T34	209	843434A 1	129, 212, 355
1687-840560T35	209	843434A 2	130, 213
1687-840560T37	209	32 -843556A 1	682
1687-840561A27	209	32 -843675A 1	682
1687-840561A28	209	843946T	212
1687-840561A29	209	844342	215
1687-840561A35	209	844399T01	220
1687-840561A37	209	844461A30	488
1687-840561A38	209	844461A50	488
1687-840561A63	209	844461A60	488
1687-840561A64	209	844461A70	488
1687-840561A65	209	844461A80	488
1687-840561T33	209	844461A90	488
1687-840561T34	209	844464A30	489
1687-840561T36	209	844464A50	489
1687-840561T69	209	844464A60	490
1687-840561T70	209	844464A70	490
1687-840561T71	209	844464A80	490
35 -840634K01	280	844464A90	490
840714A 1	348	844466A30	491
840714A24	348	844466A50	491
840716A19	348	844466A60	491
840716A 2	348	844466A70	491
84125T	21-23	844466A80	491
841944A02	680	844466A90	491
841945A02	680	844469A30	492
842049A01	219	844469A50	492
842049A02	219	844629A30	488
842049A03	219	844629A50	488
842049A04	219	844630A31	488
842049A06	219	844630A51	489
842049A08	219	844630A52	489
842064A02	218	844630A61	489
842109A01	216, 680	844630A62	490
32 -842756T01	56, 208	844630A71	489
842768A05	680	844630A72	490
48 -842939L70	786, 793	844630A81	489
48 -842940L70	786, 793	844630A82	490
48 -842941L70	785, 793	844630A91	490
48 -842941L80	785, 793	844630A92	490
48 -842942L70	786, 793	844631A30	489
48 -842942L80	785, 793	844631A50	489
48 -842943L70	785, 793	844632A31	491
48 -842943L80	785, 793	844632A32	492
48 -842944L70	785, 793	844632A33	491
48 -842944L80	785, 793	844632A51	491
48 -842945L70	785, 793	844632A52	492
48 -842945L80	785, 793	844632A53	491
48 -842946L70	785, 793	844632A61	493
48 -842946L80	785, 793	844632A62	493
843042T03	213	844632A63	492
843122T01	208	844632A71	493
33 -843220Q	9, 17, 246	844632A72	493
843426A 1	129, 212, 355	844632A73	492

Part Number to Page Number Reference

844632A81	493	846745A 1	211
844632A82	493	846793A 1	471
844632A83	492	846860T 1	681
844632A91	493	847314A 1	933
844632A92	493	45-847633A 1	222
844632A93	492	847635	188, 191
844633A30	491	848045A 7	205
844634A31	494	848444A 6	469, 471, 678, 679
844634A32	494	848445A 1	469, 471, 678, 679
844634A51	493	848445A 6	469, 471, 678, 679
844634A52	493	848653T	191
844634A61	494	848703A 1	71, 208
844634A62	494	32-848789	682
844634A64	494	43-848855T 2	210
844634A71	494	848924A 5	495
844634A72	495	848924A 6	495
844634A74	494	848924A 7	495
844634A81	494	848924A 8	495
844634A82	495	848998A 1	71, 208
844634A83	494	849143T	211
844634A84	494	43-849189T 2	210
844634A91	494	48-849246L62	775, 788
844634A92	495	48-849248L62	775, 788
844634A93	494	849310T	211
844634A94	494	849335T	211
844635A30	492	849339T	211
844635A50	492	34-849484A 1	204
844944A 1	470, 472, 679	849496T05	203
844944A 6	470, 472, 679	23-849501Q 1	911
844945A 1	470, 472, 679	48-849506L62	775, 788
844945A 6	470, 472, 679	48-849508L62	775, 788
845263A 1	933	849996T 1	167, 208
845313A 1	469, 471, 678, 679	850000A 2	47, 52
845313A 6	469, 471, 678, 679	850000A 3	47, 53, 54
845314A 6	469, 471, 678, 679	850000A 4	47, 51
845457A 1	471, 472, 679, 680	850005A 2	228, 676
845457A 6	471, 472, 679, 680	43-850034T	69
845532A02	681	850055A 2	87-89
845532A 1	681	12-850076	903, 920
845630A02	681	850330Q	903, 911
845630A 1	681	91-850438 1	305
845765A 6	469, 472, 678, 679	35-850481	178
845766A 6	470, 472, 679	850697A 2	225, 228, 502, 677
32-845976	682	850698A 1	488
32-845977	682	850699	226, 675
845983A 1	470, 472, 679, 680	32-850719	93
845983A 6	470, 472, 679, 680	91-850730Q 1	296
32-846051	682	84-850782	608
846063A 1	471	850821Q11	903, 910
846066A 1	471	850821Q12	910
846562A 1	211	851052Q	433, 437, 557
846563A 1	211	64-851621A10	664
846564A 1	211	64-851621A11	664
846743A 1	211	64-851621A12	664
846744A 1	211	64-851621A13	664

Part Number to Page Number Reference

64 -851621A14	664	855514002	257
64 -851621A15	664	855654A 6	29, 31
64 -851621A16	664	855676A 1	87, 88, 243
64 -851621A18	664	47 -855708115	930
64 -851621A19	664	47 -855708T25	930
64 -851621A20	664	47 -855708T40	930
64 -851621A 9	664	47 -855708T60	930
64 -851622A 1	660	48 -855856A46	713, 739, 740, 752, 753, 769, 885, 889
64 -851622A10	659	48 -855858A46	713, 731, 739, 740, 752, 753, 769, 832, 885, 889
64 -851622A11	659	48 -855860A46	712, 731, 739, 740, 752, 753, 769, 832, 885, 889
64 -851622A12	659	48 -855862A46	712, 731, 739, 740, 752, 753, 769, 832, 885, 889
64 -851622A13	659	856116A 1	86
64 -851622A14	659	23 -856163Q 1	903, 911
64 -851622A15	659	48 -85632A45	712, 739, 740, 752-754, 760, 832, 885, 889
64 -851622A16	659	856537A 5	43, 50
64 -851622A17	659	856553A 2	498
64 -851622A18	659	84 -856554A02	497
64 -851622A19	659	84 -856554A 1	39-41
64 -851622A20	660	50 -856555A 1	37, 40, 41
67 -851706	620	87 -856556A 2	38, 40, 41
67 -851710	621	856557A 1	20
67 -851766	620	856558A 2	25, 26
67 -851773	620	856581C	230, 231
64 -851831A 1	660	856627T 3	229
398 -852387A 6	20	856642A 2	90
22 -852400	71	62 -856646A 1	952
62 -852871A02	945	87 -856654A 1	206
62 -852873A02	945	87 -856654A 2	206, 597
62 -852874 3	946	87 -856654A 4	597
852962T	229	48 -857022A46	763
12 -853359	904, 924	48 -857024A46	763, 834
12 -853555	903, 925	48 -857025A46	763, 834
853762	106, 243	48 -857026A46	763, 834
853762T01	106, 242, 243	48 -857026L55	781, 791
853783A05	58, 63	48 -857027A46	763, 834
853783A06	58, 62, 63	48 -857027L55	781, 791
853792A07	243	48 -857028A46	763, 834
853824A04	671, 672	48 -857028L55	780, 791
12 -853948T	903, 904, 925	48 -857029A46	763, 834
64 -853951A10	224, 510	48 -857029L55	780, 791
64 -853951A12	224, 510	48 -857030A46	763, 834
64 -853951A14	224, 510	48 -857030L55	780, 791
64 -853951A16	224, 510	48 -857031A46	763, 834
64 -853951A18	224, 510	48 -857031L55	780, 791
48 -854340A45	713, 720, 738-740, 761	48 -857032A46	763
48 -854342A45	713, 720, 738-740, 761	48 -857032L55	780, 791
48 -854352A45	713, 720, 730, 731, 736-740, 750-753, 761	48 -857033A46	763
48 -854354A46	769	48 -857033L55	780, 791
48 -854360A45	713, 720, 728, 730, 731, 736-739, 743, 744, 750-752, 761	35 -858004Q	280
12 -854621	904, 925	92 -858007Q01	292, 293
47 -854670T	931	92 -858008Q01	292
854810T 1	229	92 -858021QB1	267
19 -855267A 1	929	92 -858022QB1	267
84 -855390	573	92 -858023QB1	267
		92 -858024QB1	267, 268

Not all parts listed are available for the European, C.I.S., Africa and Middle East Markets.
For more information, please contact your local Mercury, Mariner, MerCruiser or Quicksilver Office.

Part Number to Page Number Reference

92 -858026QB1	267, 268	859074B 1	386, 404
92 -858027QB1	267, 268	859074B 2	386, 404
92 -858028QB1	267, 268	859074B 3	386, 404
92 -858029QB1	267, 268	859173	902, 927
92 -858037QB1	267, 268	859185A04	499
92 -858038QB1	267, 269	859185A 1	498
92 -858039Q01	267, 269	859185A 2	499
92 -858058QB1	292	859186A 1	498
92 -858059Q01	293	859187A 1	464, 468
92 -858059QB1	292	859210A 1	561
92 -858061QB1	292, 293	859219A 1	499
92 -858062QB1	292, 293	859223001	558
92 -858064QB1	292, 294	859223A01	558
92 -858065QB1	292, 294	859223B21	558
92 -858067QB1	292, 294	84 -859316T 1	551, 569
92 -858068QB1	292, 294	859318B 1	550, 600
92 -858074QB1	303	859318B 2	549, 600
92 -858075QB1	303	859318T 1	550, 600
92 -858076K01	303, 635	859318T 2	549, 600
92 -858077K01	303, 636	859389A 1	230
92 -858078QB1	303, 653	1623-859399T13	115
92 -858084QE1	271, 274	1623-859399T14	115
92 -858092A01	269	1623-859399T15	115
92 -858093A01	269	1623-859399T16	115
92 -858119QE1	271, 274	1623-859399T17	116
858342A10	224, 509, 510	859447A 1	94, 928
858342A12	224, 509, 510	859495Q	9, 12
858342A14	224, 509, 510	859648A 2	416, 564
858342A16	224, 509, 510	859649A 2	417, 565
858342A18	224, 509, 510	23 - 85964A 1	922
858342A20	224, 509, 510	12 -859656	416
858342A22	224, 509, 510	79 -859675A11	428
858498	902, 923	32 -859717A 2	97, 306, 335, 339
858566A02	71, 312	32 -859785100	461
858566A03	71, 336	859915	903, 924
858566A 1	71	859929	903, 919
84 -858740T06	579	859939	903, 904, 919
858915A 1	34, 317	22 -860099001	125, 126
62 -859007004	947	860315A 1	156
62 -859007009	947	860427A 4	153, 162, 163, 165
62 -859008	948	860427A 5	154, 163-165
62 -859008 1	948	860427A 7	154, 163
92 -859026K 1	302	35 -860603	179, 356
62 -859044A 1	952	84 -860615002	574
91 -859046Q 1	932	84 -860616002	574
91 -859046Q 2	932	84 -860618	571
91 -859046Q 3	932	84 -860622	574
91 -859046Q 4	932	84 -860624	574
32 -859055 5	56, 500	84 -860625	574
32 -859055 50	56, 500	861014	427
11 -859073	415	1547-861063A10	196
11 -859073B 1	415	1547-861063A12	196
859074 1	386, 404	1547-861063A 4	197
859074 2	386, 404	1547-861063A 6	196
859074 3	386, 404	1547-861063A 8	196

Part Number to Page Number Reference

32 -861070T	156	1589-864571A70	198
90 - 86147A 1	932	1589-864571A72	198
861481A 2	357, 674	35 -864572	175
861505A 1	165, 357	35 -864572A 1	174, 356
861557A 1	172, 173	864908A 1	136, 144, 145
32 -861590A05	165	864908A 2	137, 144, 145
861637A 2	152	864920A02	153, 159-161
92 - 86166Q 1	304	864929A 1	136, 142
861776A 2	130, 355	864929A 2	136, 142
22 -861932A 1	166	864929A 3	136, 142
33 -862029	118-121, 253	864929A 4	136, 142
57 -862054Q	253	864957	169
22 -862210A01	152	84 -864988	556
862250	665	864990A 1	171, 172, 356
862264A 7	174	864990A 2	171, 172, 356
862268A 4	169	865001T02	159
862354A04	140	865003T03	159
862548A 1	30	865005T03	160
862646	622	865006T04	160
862647	622	865008T04	160
862772A28	168-170	865009T04	161
35 -862889	284	32 -865022A 1	137, 142-144
11 -862907	918	32 -865024A 1	137, 141, 142
862974A05	140	32 -865027A 1	137, 142
863187A 2	557	32 -865029A 1	137, 141, 142
863188A 3	567	32 -865033A 1	137, 143, 144
863188A 5	567	32 -865035A 1	137, 143, 145
863188T 4	567	32 -865039A02	157
863208A 3	179, 210	32 -865039A 1	138, 143-145, 157, 159-161
863330A 2	133	32 -865041A 1	138, 143, 145
32 -863642	306	32 -865043A 1	138, 141-144
863674A05	155, 159	32 -865090A01	157, 159
863678	685	865182A02	186, 188, 191
863714T01	139	865182Q01	186, 188, 191
84 -863736T	566	865188T01	158
84 -863737T	566	32 -865277A02	173, 174
1589-863836A50	197	32 -865278A03	173
1589-863836A51	197	32 -865278A04	173
1589-863836A52	197	32 -865281A02	173, 174
1589-863836A56	197	32 -865384A01	615
1589-863836A66	197	865436A03	259
1589-863836A67	197	1589-865440H01	197
84 -863931A 1	566	1589-865440H02	197
84 - 86396A24	607	1589-865440H50	197
84 - 86396A 8	320, 322, 607	1589-865440H51	197
864206A02	180	1589-865440H52	197
864206A03	180	1589-865440H56	197
84 -864218	567	1589-865440H66	197
45 -864286A 1	169, 170	1589-865440H67	197
864306A 2	135, 142	1589-865440H68	197
864306A 3	135, 142	1589-865440H70	198
864306A 4	135, 142	1589-865440H72	198
864306A 5	135, 142	1589-865440H73	197
864493	253-256	865585A02	124, 356
84 -864553T	566	57 -865615Q02	125, 126

Not all parts listed are available for the European, C.I.S., Africa and Middle East Markets.
 For more information, please contact your local Mercury, Mariner, MerCruiser or
 Quicksilver Office.

Part Number to Page Number Reference

57 -865615Q03	155, 253–256	866241T06	161
57 -865615Q04	253–255	866243T05	160
57 -865615Q05	256	866245T06	161
57 -865615Q06	255, 256	84 -866337T01	355, 579
57 -865615Q07	125, 126, 155	35 -866340K01	257
57 -865615Q08	125, 126, 155, 253–256	35 -866340Q03	253–257, 280
57 -865615Q09	125, 126, 155, 253–255	84 -866377T01	579
57 -865615Q10	256	1500-866458J00	198
57 -865635Q01	257	1500-866458J01	197
57 -865635Q02	257	1500-866458J02	197
84 -865770A02	615	1500-866458J03	197
84 -865771A02	616	1500-866458J04	197
84 -865772T01	615	1500-866459J00	198
84 -865772T02	615	1500-866459J01	197
865831T06	159	1500-866459J02	197
865831T07	159	1500-866459J03	197
865831T08	159	1500-866459J04	197
865833T05	159	91 -866590A02	683
865833T06	159	35 -866594Q01	175, 253
865833T07	159	84 -866704T01	610
865835T03	159	866814A01	463, 556
865837T02	159	84 -86939A 2	25–27
865839T03	159	45 -86978A 3	169
865841T02	160	86 -87223T	619
865846T02	160	1257- 8742A21	91, 418, 565
865949A01	138, 143	1257- 8742A22	91, 418, 565
865995A01	135, 141	1257- 8742A23	91, 418, 565
865996A01	135, 141	1257- 8742A24	418
32 -865998A01	137, 143, 144, 157	1257- 8742A25	90, 312, 418
866000A01	138, 141	875208	106, 108, 242, 243
866001A01	138, 142	875266A 2	56, 57, 500
866002A01	139, 144	35 -875284T01	245, 246
866003A01	139, 141	87715T	913
866004A01	139, 142	47 -877326T	931
866005A01	139, 144	62 -877364	951
866007A01	135, 141	35 -877565T 1	80
866123T05	159	877581A 2	225
866123T06	159	877581A 4	227, 676
866125T05	160	877581A 5	225, 502
866125T06	160	35 -877761K01	335, 343
866127T04	161	35 -877761Q01	95, 244, 246, 275, 276, 335
866127T05	160	35 -877767K01	346
866130T05	160	35 -877767Q01	96, 247, 275, 276, 346
866130T06	160	35 -877769K01	248, 350
866132T05	161	35 -877769Q01	96, 247, 276, 350
866132T06	161	92 -877770Q 1	287
866190T06	159	877775A11	344, 348
866190T07	159	877775A12	344, 348
866192T05	159	877775A19	344, 348
866192T06	159	877775A21	348
866208A02	136, 143	877775A23	348
866208A03	136, 143	877775A26	475
866209A01	139, 143	877775K17	348
866237T04	159	877775K31	344, 348
866239T04	160	877775K35	348

Part Number to Page Number Reference

877775K48	344, 348	62 -879182	941
878147A03	230	62 -879184A02	952
878148A03	230	47 -879194186	258
48 -87818A45	712, 740, 752-754, 760, 832, 885, 889	879194217	189, 192, 257, 258
91 -878373	305	57 -879194425	257
91 -878375	305	30 -879194A00	123, 222
878421	912	879194T17	160
878492B14	549, 599	879194T39	160
878492B16	549, 600	879194T41	161
878492K14	549, 599	879194T44	160
878492K16	549, 599	879194T73	160
878492K18	549, 600	879194T83	159
878492T14	549, 599	879194T85	159
878492T16	549, 599	879194T87	159
878492T18	549, 600	879194T89	160
48 -878612A46	713, 731, 752, 753, 767	879194T91	161
48 -878614A46	713, 731, 752, 753, 767	879194T97	161
48 -878616A46	713, 731, 752, 753, 767	879194T99	159
879143	903	879288A02	153, 158
879147T94	123	879288A03	127, 128
84 -879148T41	540	879288A12	131
879150054	257	879288A13	132, 150, 151, 356
84 -879150A33	540	879288A14	132, 150, 151, 356
879150A88	60, 64, 65, 332	879288A15	132, 150, 151, 356
79 -879169K13	404	879288A35	146, 151
79 -879169K14	404	879288A36	146, 151
84 -879171T01	563	879288A37	146, 151
84 -879171T02	563	879288A38	146, 151
84 -879171T03	563	879288A39	154, 159-161
84 -879171T04	563	879288A40	166, 357
84 -879171T05	563	879288T03	160
84 -879171T06	563	879288T62	152
84 -879171T07	563	879288T83	141, 151
84 -879171T08	563	879288T84	147, 149, 151
84 -879171T09	563	879288T91	160
84 -879171T10	563	879288T93	160
84 -879171T11	563	879288T95	161
84 -879171T21	561	879288T99	161
84 -879171T22	561	879291A04	48, 52, 53, 332, 627
84 -879171T23	561	879291A05	49, 52, 53, 332, 627
35 -879172104	177, 257	879292001	430, 435, 444, 452, 458
57 -879172120	257	879292002	430, 435, 444, 452, 459
35 -879172143	257	879292003	459
32 -879172A16	157, 159-161	879292004	459
32 -879172A17	157, 161	879292005	459
91 -879172T28	291	879292007	459
879172T80	159	879292008	459
84 -879172T85	517, 542	879292009	459
84 -879172T86	517, 542	79 -879292A01	319, 321, 323, 325, 430, 443, 458
84 -879172T90	541	79 -879292A02	319, 321, 323, 325, 435, 451, 458
84 -879172T91	541	79 -879292A03	458
84 -879172T92	541	79 -879292A04	458
84 -879172T93	541	79 -879292A05	458
62 -879179	941	879292A08	458
62 -879180	941	79 -879292A09	460

Part Number to Page Number Reference

79 -879292K11	459	62 -879789A05	946
879296T01	558	62 -879790A05	945
879296T02	558	879871 1	394, 414
87 -879303A02	609	879871 2	394, 414
87 -879303A03	609	879871B 1	394, 414
87 -879303A04	609	879871B 2	394, 414
879305A01	345, 349, 584	879872 1	397, 414
47 -879312025	257	879872 2	397, 415
35 -879312041	257, 284	879872 3	397, 415
84 -879312T08	542	879872B 1	397, 414
84 -879312T09	540	879872B 2	397, 415
84 -879312T10	539	879872B 3	397, 415
84 -879312T11	539	35 -879884T	81, 243, 244
84 -879312T12	532, 539	35 -879885K	339
84 -879312T13	539	35 -879885Q	80, 243–245, 247, 248, 328, 331, 335, 343, 346, 350
84 -879312T20	542	79 -879896K19	315, 330, 334, 338, 345, 348, 353, 403
84 -879312T21	542	79 -879896K21	315, 330, 334, 337, 345, 348, 353, 403
84 -879312T22	542	11 -879900	415
84 -879312T23	540	11 -879900B 1	415
35 -879312T25	281	11 -879902	415
84 -879312T44	552, 576	79 -879903K 1	412
84 -879312T45	552, 576	79 -879903K11	412
84 -879312T46	552, 576	79 -879903K21	413
84 -879312T47	552, 576	79 -879904K 1	412
84 -879312T77	532, 584	79 -879904K11	412
84 -879312T78	532, 584	79 -879905K11	411
84 -879312T79	532, 584	79 -879905K21	412
84 -879312T80	532, 584	79 -879906K 1	412
84 -879312T81	532, 584	79 -879906K11	411
84 -879312T82	533, 584	79 -879907K 1	405
84 -879312T83	533, 584	79 -879907K11	408
879315T01	590	79 -879908K 1	405
879315T02	590	79 -879908K11	408
879315T03	590	79 -879908K31	407
879315T05	610	79 -879909K 1	405
879315T07	610	79 -879909K11	409
879315T08	610	79 -879910K21	411
879315T09	610	79 -879911K 1	406
84 -879345T61	541	79 -879912K 1	406
84 -879345T62	541	79 -879912K11	409
84 -879345T63	541	79 -879912K31	407
84 -879345T64	541	79 -879913K 1	406
879346A58	315	79 -879914K11	409
879346T24	623, 635	79 -879914K21	410
879355T80	161	79 -879915K 1	406
879355T82	160	79 -879915K11	409
879365A21	516	79 -879915K21	411
35 - 87946Q04	80	79 -879915K31	408
879634	229	79 -879916K11	409
64 -879686	226, 675	79 -879916K21	411
62 -879784A03	945	79 -879916K31	408
62 -879785A03	945	79 -879917K 1	405
62 -879786A03	945	79 -879917K11	409
62 -879787A05	945	79 -879919K 1	406
62 -879788A05	945	79 -879920K11	408

Part Number to Page Number Reference

79 -879920K21	410	84 -879981T80	554, 577
79 -879921K 1	406	84 -879982B20	553, 577
79 -879921K11	410	84 -879982B30	553, 577
79 -879921K21	410	84 -879982T20	553, 577
79 -879922K 1	407	84 -879982T25	553, 577
79 -879922K11	410	84 -879982T30	553, 577
79 -879923K 1	407	880093A03	46, 52, 53, 328, 332
79 -879923K11	410	880093A 1	499
79 -879924K 1	407	880093A 2	499
12 -879925	416	880095A04	46, 52, 53
79 -879942K11	413	880095A05	46, 52, 53
79 -879943K11	413	880095A08	326, 329, 497
79 -879944K11	413	880095A09	46, 52, 53
79 -879944K21	414	880095A11	497
79 -879945K11	413	880095A12	497
79 -879946K21	414	57 -880566Q14	247, 248
879949 1	401	880653	104, 108, 247, 248
879949 2	401	1600-880686A43	116
879949 3	401	1600-880686A44	116
879949B 2	401	1600-880686A51	116
879949B 3	401	1600-880686A52	116
11 -879950	401, 415	1600-880686A53	116
11 -879950B 1	416	1600-880686T13	117
84 -879968B10	553, 577	1600-880686T14	117
84 -879968B30	553, 577	1600-880686T15	117
84 -879968T10	553, 577	1600-880686T16	117
84 -879968T15	553, 577	1600-880686T17	117
84 -879968T20	553, 577	1600-880686T23	117
84 -879968T25	553, 577	1600-880686T24	117
84 -879968T30	553, 577	1600-880686T25	117
84 -879968T50	553, 577	1600-880686T54	117
84 -879968T 6	553, 577	1600-880686T55	117
84 -879968T80	553, 577	1600-880686T56	117
84 -879969B10	552, 576	1600-880686T57	117
84 -879969B 6	552, 576	1600-880686T58	117
84 -879969T10	552, 576	1600-880686T59	117
84 -879969T15	552, 576	10 -880717A01	350
84 -879969T20	552, 576	84 -880756B 3	552, 570
84 -879969T30	552, 576	84 -880756B30	552, 570
84 -879969T 6	552, 576	84 -880756T05	551, 570
84 -879978T11	550, 569	84 -880756T 1	551, 570
84 -879979T11	550, 569	84 -880756T10	552, 570
84 -879980B10	552, 576	84 -880756T 3	552, 570
84 -879980B15	552, 576	84 -880756T30	552, 570
84 -879980B30	553, 576	35 -880830T	177
84 -879980T10	552, 576	880861A 1	473
84 -879980T15	552, 576	880861A 2	473
84 -879980T30	552, 576	62 -880959	943
84 -879981B20	553, 577	62 -880959T02	941
84 -879981T10	553, 577	62 -880960T	943
84 -879981T15	553, 577	62 -880960T01	943
84 -879981T20	553, 577	62 -880960T03	942
84 -879981T25	553, 577	62 -880999002	955
84 -879981T30	553, 577	62 -880999003	955
84 -879981T50	554, 577	62 -880999 1	955

Not all parts listed are available for the European, C.I.S., Africa and Middle East Markets.
For more information, please contact your local Mercury, Mariner, MerCruiser or Quicksilver Office.

Part Number to Page Number Reference

87 - 88107A10	585	883710A03	352, 480
87 - 88107A13	319, 321, 323, 582, 585	47 - 883796T01	931
87 - 88107A 3	584	62 - 883899002	954
87 - 88107A 5	585	62 - 883899T04	954
87 - 88107T12	585	26 - 88397A 1	259
84 - 881125A 1	615	88437	928
35 - 881126K01	280	84 - 88439A25	36
84 - 881133T 1	581	84 - 88439A26	36
881150K 1	317, 346, 350, 357	84 - 88439A50	36, 346, 350, 616
881150Q 1	70, 167, 209, 317, 346, 350, 357	884481A 1	91, 316
881170A10	484	62 - 884705	951
881170A11	484	62 - 884707	951
881170A12	485	62 - 884707 1	951
881170A13	483	62 - 885156	954
881170A14	483	62 - 885156006	955
881170A15	484	62 - 885156007	954
881170A16	485	62 - 885157	954
881170A20	484	62 - 885158	954
881170A 3	485	62 - 885159003	954
881170A 4	486	62 - 885159005	954
881170A 5	485	67 - 886186	233
881170A 6	486	67 - 886560	232
881170A 7	485	67 - 886561	232
881170A 8	486	67 - 886562	232
91 - 881242T	230	1656 - 8866A11	200
84 - 881244A 1	558	1656 - 8866A62	199
33 - 881284Q	9, 12	1656 - 8866A63	198
881540	81	1656 - 8866A64	200
881800A 1	460	1656 - 8866A80	199
881801A 1	460	1656 - 8866A83	199
881879A13	560	1656 - 8866G07	199
881879A15	560	1656 - 8866G08	199
881879A 2	560	1656 - 8866G10	199
881879A22	560	1656 - 8866J00	200
881879A 3	560	1656 - 8866J01	199
881940Q 1	903, 910	1656 - 8866J07	199
11 - 88228	918	1656 - 8866J08	199
882376	177	1656 - 8866J09	199
882687	283	1656 - 8866J24	199
883053A 1	227, 676	1656 - 8866J25	199
883090A01	559	1656 - 8866J30	200
883090B 1	559	88688A22	310, 313, 326, 329, 333, 336, 340, 487
33 - 883323001	9, 11, 12	88688A23	352, 487
88334A 2	98, 182, 325, 327, 331	88688A24	326, 487
84 - 883459T01	556	88688A25	310, 313, 326, 329, 332, 336, 340, 487
79 - 883623Q 2	457	88688A26	352, 487
79 - 883626Q 2	457	88688A27	326, 487
79 - 883634Q 2	457	88688A94	352
35 - 883702K	253	1589 - 8868A15	198
35 - 883702Q	280	1589 - 8868G21	198
91 - 883704Q03	296	12 - 887972	903, 904, 921
91 - 883705T01	97	87 - 887979A 2	34, 317
883710A01	318, 320, 322, 324, 326, 480	88825A 6	20
883710A02	310, 313, 318, 320, 322, 324, 326, 329, 332, 336, 340, 480	35 - 888289T 2	81
		84 - 888429K11	581

Part Number to Page Number Reference

84 -888429K12	581	64 -889457A01	666, 667
12 -888451	904, 924	33 -889597Q	10, 17, 246
88845A 1	179, 223	48 -889619A46	715, 717, 722, 745, 746, 748, 768
888462A 1	624	48 -889620A46	715, 717, 722, 745, 746, 748, 768
888507T	549, 600	11 -889664	683
888557T01	181	86 -889679	581
888606	108	19 -889725	929
888617001	465, 468	19 -889725047	930
888712	108	19 -889725T28	930
888755Q03	183, 259	19 -889725T35	930
888755Q04	183	889835A01	463
888756Q03	183, 259	64 -889930A01	662
888756Q04	183	64 -889930A02	662
888757Q02	183	64 -889930A03	662
888758Q02	183, 259	64 -889930A08	658
888760Q03	184	64 -889930A09	658
888760Q04	184	64 -889930A10	658
888761Q03	184, 259	64 -889930A11	658
888761Q04	184, 259	64 -889930A12	658
1600-888845T01	116	64 -889930A13	658
1600-888845T02	116	64 -889930A14	658
1600-888845T03	116	64 -889930A15	658
12 -888939	903, 904	64 -889930A16	658
889074A 1	128, 129	64 -889930A17	658
79 -889223K25	405	64 -889930A18	658
889231A01	475	64 -889930A19	658
889231A04	475	64 -889930A20	658
889231A05	475	64 -889931A01	662
91 -889236	180	64 -889931A08	658
84 -889244T01	580	64 -889931A09	658
889246A16	242	64 -889931A10	658
889246A33	497	64 -889931A11	658
889246A34	497	64 -889931A12	658
889246A37	46, 52	64 -889931A13	658
889246A80	496	64 -889931A14	658
889246A81	496	64 -889931A15	659
33 -889246Q39	9, 10, 12, 247, 248	64 -889931A16	659
889250K01	334, 416, 427	64 -889931A17	659
91 -889277	96, 307	64 -889931A18	659
91 -889277002	96, 307	64 -889931A19	659
91 -889277K01	335, 343	64 -889931A20	659
91 -889277Q01	96, 307, 335	64 -889932A01	662
91 -889277Q03	96, 307	64 -889932A08	659
84 -889282A01	616	64 -889932A09	659
84 -889282A02	616	64 -889932A10	659
84 -889295T	335, 338, 614	64 -889932A11	659
87 -889305T01	475	64 -889932A12	659
87 -889305T02	475	64 -889932A13	659
62 -889345Q01	952	64 -889932A14	659
62 -889346	953	64 -889932A15	659
62 -889347	953	64 -889932A16	659
889355A 1	509	64 -889932A17	659
889432A 1	125, 126, 154	64 -889932A18	659
889433A 1	125, 126, 154	64 -889932A19	659
889454A02	671	64 -889932A20	659

Part Number to Page Number Reference

64 -889933A01	662	64 -889936A18	655
889933Q08	660	64 -889936A19	655
889933Q09	660	64 -889936A20	655
889933Q10	660	64 -889937A01	663
889933Q11	660	64 -889937Q08	655
889933Q12	660	64 -889937Q11	655
889933Q13	660	64 -889937Q13	655
889933Q14	660	64 -889937Q14	655
889933Q15	660	64 -889937Q15	655
889933Q16	660	64 -889937Q16	655
889933Q17	660	64 -889937Q17	655
889933Q18	660	64 -889937Q18	655
889933Q19	660	64 -889937Q19	655
889933Q20	660	64 -889937Q22	655
64 -889934A01	663	64 -889937Q23	655
64 -889934A04	654	64 -889937Q25	655
64 -889934A05	312, 336, 340, 346, 648, 653	64 -889937Q26	656
64 -889934A06	649, 654	64 -889937Q27	656
64 -889934A08	661	64 -889937Q30	656
64 -889934A09	661	64 -889937Q32	656
64 -889934A10	661	64 -889937Q38	656
64 -889934A11	661	64 -889937Q42	656
64 -889934A12	661	64 -889937Q44	656
64 -889934A13	661	64 -889937Q50	656
64 -889934A14	661	64 -889938A01	663
64 -889934A15	661	64 -889938A08	656
64 -889934A16	661	64 -889938A09	656
64 -889934A17	661	64 -889938A10	656
64 -889934A18	661	64 -889938A11	656
64 -889934A19	661	64 -889938A12	656
64 -889934A20	661	64 -889938A13	656
64 -889935A01	663	64 -889938A14	656
64 -889935A08	654	64 -889938A15	656
64 -889935A10	654	64 -889938A16	656
64 -889935A11	654	64 -889938A17	656
64 -889935A12	654	64 -889938A18	656
64 -889935A13	654	64 -889938A19	656
64 -889935A14	654	64 -889938A20	656
64 -889935A15	654	64 -889939A08	661
64 -889935A16	654	64 -889939A09	661
64 -889935A17	654	64 -889939A10	661
64 -889935A18	654	64 -889939A11	661
64 -889935A19	654	64 -889939A12	661
64 -889935A20	654	64 -889939A13	661
64 -889936A01	663	64 -889939A14	661
64 -889936A08	655	64 -889939A15	661
64 -889936A09	655	64 -889939A16	661
64 -889936A10	655	64 -889939A17	661
64 -889936A11	655	64 -889939A18	661
64 -889936A12	655	64 -889939A19	661
64 -889936A13	655	64 -889939A20	661
64 -889936A14	655	64 -889940A08	656
64 -889936A15	655	64 -889940A09	656
64 -889936A16	655	64 -889940A10	656
64 -889936A17	655	64 -889940A11	656

Part Number to Page Number Reference

64 -889940A12	656	48 -889966L64	784, 792
64 -889940A13	657	48 -889966L65	784, 792
64 -889940A14	657	48 -889966L68	785, 793
64 -889940A15	657	48 -889966L69	785, 793
64 -889940A16	657	48 -889967A65	718, 765
64 -889940A17	657	48 -889967L44	784, 792
64 -889940A18	657	48 -889967L45	784, 792
64 -889940A19	657	48 -889967L48	785, 793
64 -889940A20	657	48 -889967L49	785, 793
64 -889940A21	657	48 -889967L63	784, 792
64 -889940A22	657	48 -889967L64	783, 792
64 -889940A23	657	48 -889967L65	783, 792
64 -889940A24	657	48 -889967L68	785, 793
64 -889940A25	657	48 -889967L69	785, 793
64 -889940A26	657	48 -889968A65	718, 765
64 -889940A27	657	48 -889968L44	783, 792
64 -889940A28	657	48 -889968L45	783, 792
64 -889940A29	657	48 -889968L48	785, 793
64 -889940A30	657	48 -889968L49	785, 793
64 -889940A32	657	48 -889968L63	783, 792
64 -889940A34	657	48 -889968L64	783, 792
64 -889940A36	657	48 -889968L65	783, 792
64 -889940A38	657	48 -889968L68	785, 793
64 -889940A40	657	48 -889968L69	785, 793
64 -889940A42	657	48 -889969A65	718, 765
64 -889940A44	657	48 -889969L44	783, 792
64 -889940A46	657	48 -889969L45	783, 792
64 -889940A48	657	48 -889969L48	785, 793
64 -889940A50	657	48 -889969L49	785, 793
48 -889964A65	718, 766	48 -889969L63	783, 792
48 -889964L44	784, 792	48 -889969L64	783, 792
48 -889964L45	784, 792	48 -889969L65	783, 792
48 -889964L48	785, 793	48 -889969L68	785, 793
48 -889964L49	785, 793	48 -889969L69	785, 793
48 -889964L63	784, 792	48 -889970A65	718, 765
48 -889964L64	784, 792	48 -889970L44	783, 792
48 -889964L65	784, 792	48 -889970L45	783, 792
48 -889964L68	785, 793	48 -889970L48	785, 793
48 -889964L69	785, 793	48 -889970L49	784, 793
48 -889965A65	718, 765	48 -889970L63	783, 792
48 -889965L44	784, 792	48 -889970L64	783, 792
48 -889965L45	784, 792	48 -889970L65	783, 792
48 -889965L48	785, 793	48 -889970L68	784, 793
48 -889965L49	785, 793	48 -889970L69	784, 793
48 -889965L63	784, 792	48 -889971A65	718, 765
48 -889965L64	784, 792	48 -889971L44	783, 792
48 -889965L65	784, 792	48 -889971L45	783, 792
48 -889965L68	785, 793	48 -889971L48	784, 793
48 -889965L69	785, 793	48 -889971L49	784, 793
48 -889966A65	718, 765	48 -889971L63	783, 792
48 -889966L44	784, 792	48 -889971L64	783, 792
48 -889966L45	784, 792	48 -889971L65	783, 792
48 -889966L48	785, 793	48 -889971L68	784, 793
48 -889966L49	785, 793	48 -889971L69	784, 793
48 -889966L63	784, 792	48 -889972A65	718, 765

Not all parts listed are available for the European, C.I.S., Africa and Middle East Markets.
For more information, please contact your local Mercury, Mariner, MerCruiser or Quicksilver Office.

Part Number to Page Number Reference

48 -889972L44	783, 792	64 -891666Q05	651
48 -889972L45	783, 792	64 -891667A03	664, 668
48 -889972L48	784, 793	64 -891667A04	664
48 -889972L49	784, 793	64 -891667Q01	648, 649, 653, 654, 668
48 -889972L63	783, 792	62 -891695	949
48 -889972L64	783, 792	62 -891703	947
48 -889972L65	783, 792	64 -891762A04	50, 628
48 -889972L68	784, 793	891777A01	465, 467, 468, 557
48 -889972L69	784, 793	84 -891924K01	525
48 -889972L84	783, 792	84 -891925K01	526
48 -889972L85	783, 792	84 -891926K01	524
48 -889972L88	784, 793	891954A05	566
48 -889972L89	784, 793	84 -891957K01	555
48 -889973A65	718, 765	84 -891963A01	477
48 -889973L44	783, 792	84 -892092T01	579
48 -889973L45	783, 792	32 -892156A01	311, 461
48 -889973L48	784, 793	79 -892219K19	315, 330, 334, 338, 345, 348, 354, 402
48 -889973L49	784, 793	79 -892219K20	315, 330, 334, 338, 345, 348, 354, 402
48 -889973L63	783, 792	84 -892323T01	551, 569
48 -889973L64	783, 792	84 -892323T08	551, 569
48 -889973L65	783, 792	892367T03	644
48 -889973L68	784, 793	892380A02	347, 351
48 -889973L69	784, 793	892380K05	344, 347, 350, 628
48 -889973L84	783, 792	892380K11	628
48 -889973L85	783, 792	892380K12	628
48 -889973L88	784, 793	892380K36	347, 351
48 -889973L89	784, 793	26 -89238A 2	68
48 -889974A65	718, 766	32 -892438K02	344, 347, 351, 638
48 -889974L44	784, 792	32 -892438K03	638
48 -889974L45	784, 792	32 -892438K04	638
48 -889974L48	785, 793	32 -892438K05	638
48 -889974L49	785, 793	32 -892438K06	638
48 -889974L63	784, 792	32 -892438K07	638
48 -889974L64	784, 792	32 -892438K08	638
48 -889974L65	784, 792	32 -892438K10	638
48 -889974L68	785, 793	32 -892438K12	638
48 -889974L69	785, 793	32 -892438K14	638
48 -889975A65	718, 766	32 -892438K16	638
48 -889975L44	784, 792	32 -892438K18	638
48 -889975L45	784, 792	32 -892438K20	638
48 -889975L48	785, 793	32 -892438K22	638
48 -889975L49	785, 793	32 -892438K24	347, 351, 638
48 -889975L63	784, 792	892440A18	351
48 -889975L64	784, 792	84 -892444T02	355, 579
48 -889975L65	784, 792	84 -892451B20	574
48 -889975L68	785, 793	84 -892451T06	346, 350, 355, 574
48 -889975L69	785, 793	84 -892451T10	355, 574
48 -891510A01	775	84 -892451T15	355, 574
891648001	480	84 -892451T20	355, 574
891648002	480	84 -892451T25	355, 574
64 -891665Q01	651	84 -892451T30	355, 574
64 -891665Q04	651	84 -892451T40	346, 350, 355, 574
64 -891665Q05	651	84 -892452T01	554
64 -891666Q03	651	84 -892453A01	554
64 -891666Q04	668	84 -892473A01	319, 321, 323, 484, 607

Part Number to Page Number Reference

892486K04	214, 426	32 -892825026	347, 351, 639
892486K05	215, 427	892864T04	247, 248
892486K07	214, 426	892864T06	245, 246
892486K08	340, 344, 348, 426	91 -892866A01	97, 277, 350
892486T04	426	84 -892868T01	347, 351, 636
892516K53	351	84 -892868T02	347, 351, 636
892516K63	351	84 -892868T03	636
22 -892517	639	84 -892955K01	525
22 -892518	639	892955K02	526
22 -892519	640	84 -892955K03	524
22 -892520	640	84 -892955K04	345, 349, 524
22 -892521	640	84 -892955K05	350
22 -892522	640	892955K22	525
22 -892523	640	892955K32	348, 525
22 -892524	640	892984A01	344, 348, 473
22 -892525	640	892984A02	344, 348, 473
22 -892526	640	892984K31	344, 348, 522
22 -892527	641	892984K32	344, 348, 522
22 -892528	641	84 -892990T01	310, 314, 319-324, 326, 329, 333, 337, 341, 354, 571, 587
892557A02	632	84 -892990T10	310, 314, 320, 322, 324, 326, 329, 333, 337, 341, 354, 571, 587
892558A02	631	84 -892990T15	310, 314, 320, 322, 324, 326, 329, 333, 337, 341, 354, 571, 587
892558K33	351	35 -893318T02	95, 247, 248
892560K31	344	84 -893330K01	578
892560K35	347, 350	87 -893353A02	345, 349, 582, 591
892560K56	347, 351, 629	87 -893353A03	345, 349, 582, 591
33 -892567Q	10, 16, 17, 245	87 -893353A04	345, 349, 582, 591
892687A02	176	87 -893353A05	345, 349, 583, 591
67 -892762A01	625	87 -893353A06	349, 583, 591
67 -892762A02	625	87 -893353T04	582
67 -892762A05	625	893359K03	344, 348, 473
67 -892763A14	644	84 -893377K01	523
67 -892763A15	644	84 -893377K02	524
67 -892763A24	644	84 -893377K03	523
64 -892789Q22	317, 347, 643, 663	84 -893377K04	345, 349, 523
64 -892789Q23	643, 663	84 -893378K01	525
64 -892789Q24	643, 663	84 -893378K03	525
64 -892789Q25	643, 663	84 -893378K04	346, 349, 525
64 -892789Q26	643, 663	893388A01	550, 600
64 -892789Q27	347, 643, 663	28 -893394002	633
892789Q32	643	893396A02	351, 643
892789Q33	643	893404	108, 247, 248
64 -892790A01	501	87 -893449T01	585
64 -892790A02	501	84 -893452A01	555, 578
64 -892790A03	662, 664	893696	672
64 -892790A04	662, 664	89491 1	592
892822A02	351, 644	89491 10	592
32 -892825008	347, 351, 639	89491 11	592
32 -892825010	639	89491 12	592
32 -892825012	639	89491 2	592
32 -892825014	639	89491 3	592
32 -892825016	639	89491 4	592
32 -892825018	639	89491 5	592
32 -892825020	639		
32 -892825022	639		
32 -892825024	639		

Part Number to Page Number Reference

89491 6	592	79 -895285A04	314, 341, 352, 430
89491 7	592	79 -895285A06	430
89491 8	592	79 -895285A08	430
89491 9	592	79 -895285A21	326, 329, 434
91 -895040K01	347, 350, 637	79 -895285A23	310, 314, 327, 330, 333, 337, 341, 352, 434
12 -895062	67	79 -895285A24	314, 341, 352, 434
84 -895093T03	610	79 -895285A26	435
1623- 8951A33	198	79 -895285A28	435
1623- 8951A37	200	79 -895285A41	320, 322, 324, 439
1623- 8951A39	200	79 -895285A43	352, 439
1623- 8951A43	198	79 -895285A44	352, 439
35 -895207	257, 258, 283	79 -895285A46	439
79 -895283A01	429	79 -895285A48	439
79 -895283A02	428, 429	79 -895285B01	430
79 -895283A03	310, 314, 326, 329, 340, 352, 428, 429	79 -895285B43	439
79 -895283A05	310, 314, 329, 333, 337, 340, 429	79 -895285Q01	320, 322, 324, 327, 329, 443
79 -895283A06	310, 313, 333, 337, 428, 429	79 -895285Q03	310, 314, 327, 330, 333, 337, 341, 352, 443
79 -895283A21	433	79 -895285Q04	314, 341, 352, 443
79 -895283A22	433	79 -895285Q08	443
79 -895283A23	310, 314, 326, 329, 340, 352, 428, 434	79 -895285Q21	320, 322, 324, 327, 329, 451
79 -895283A25	310, 314, 329, 333, 337, 340, 434	79 -895285Q23	310, 314, 327, 330, 333, 337, 341, 352, 451
79 -895283A26	310, 313, 333, 337, 434	79 -895285Q24	314, 341, 352, 451
79 -895283A41	438	79 -895285Q28	451
79 -895283A42	438	79 -895285Q41	455
79 -895283A43	319, 320, 322, 324, 352, 438	79 -895285Q43	455
79 -895283A45	438	79 -895285Q44	455
79 -895283A46	438	79 -895285Q48	455
79 -895283B03	429	79 -895285Q61	447
79 -895283B13	442	79 -895285Q63	352, 447
79 -895283B43	438	79 -895285Q64	352, 447
79 -895283B63	447	79 -895285Q68	448
79 -895283B66	447	79 -895286A01	311, 314, 327, 330, 333, 337, 341, 352, 431
79 -895283Q01	442	79 -895286A21	311, 314, 327, 330, 333, 337, 341, 352, 435
79 -895283Q02	442	79 -895286A41	320, 322, 324, 352, 439
79 -895283Q03	310, 314, 319, 320, 322, 324, 326, 329, 340, 352, 442	79 -895286B01	431
79 -895283Q05	310, 314, 329, 333, 337, 340, 442	79 -895286B41	439
79 -895283Q06	310, 313, 333, 337, 443	79 -895286Q01	311, 314, 320, 322, 324, 327, 330, 333, 337, 341, 352, 444
79 -895283Q21	450	79 -895286Q21	311, 314, 320, 322, 324, 327, 330, 333, 337, 341, 352, 452
79 -895283Q22	450	79 -895286Q41	455
79 -895283Q23	310, 314, 319, 320, 324, 326, 329, 340, 352, 450	79 -895286Q61	352, 448
79 -895283Q25	310, 314, 322, 329, 333, 337, 340, 450	79 -895287A01	314, 341, 353, 431
79 -895283Q26	310, 313, 333, 337, 451	79 -895287A02	431
79 -895283Q41	454	79 -895287A03	431
79 -895283Q43	428, 454	79 -895287A21	314, 341, 353, 435
79 -895283Q45	428, 455	79 -895287A22	436
79 -895283Q46	455	79 -895287A23	436
79 -895283Q61	446	79 -895287A41	353, 440
79 -895283Q62	446	79 -895287A42	440
79 -895283Q63	352, 447	79 -895287Q01	314, 341, 353, 444
79 -895283Q65	447	79 -895287Q02	444
79 -895283Q66	447	79 -895287Q21	314, 341, 353, 452
895284A01	496	79 -895287Q22	452
895284A02	496	79 -895287Q41	456
79 -895285A01	326, 329, 429		
79 -895285A03	310, 314, 327, 329, 333, 337, 341, 352, 430		

Part Number to Page Number Reference

79 -895287Q61	353, 448	79 -895290A41	441
79 -895287Q62	448	79 -895290Q01	315, 445
79 -895288A01	311, 431	79 -895290Q61	449
79 -895288A02	431	79 -895291A01	311, 314, 327, 330, 333, 337, 341, 353, 432
79 -895288A03	314, 327, 330, 341, 431	79 -895291A21	311, 314, 327, 330, 333, 337, 341, 353, 437
79 -895288A04	432	79 -895291A41	320, 322, 324, 353, 441
79 -895288A05	334, 337, 432	79 -895291B01	432
79 -895288A06	432	79 -895291B11	446
79 -895288A21	311, 436	79 -895291B31	453
79 -895288A22	436	79 -895291B41	441
79 -895288A23	314, 327, 330, 341, 436	79 -895291Q01	311, 314, 320, 322, 324, 327, 330, 333, 337, 341, 353, 445
79 -895288A24	436	79 -895291Q21	311, 314, 321, 322, 325, 327, 330, 333, 337, 341, 353, 453
79 -895288A25	334, 337, 436	79 -895291Q41	457
79 -895288A26	436	79 -895291Q61	353, 449
79 -895288A41	440	79 -895292A01	311, 314, 327, 330, 333, 337, 341, 353, 433
79 -895288A42	440	79 -895292A21	311, 314, 327, 330, 333, 337, 341, 353, 437
79 -895288A43	440	79 -895292A41	325, 353, 441
79 -895288A44	440	79 -895292B01	433
79 -895288A45	440	79 -895292B11	446
79 -895288A46	440	79 -895292B31	454
79 -895288Q01	311, 444	79 -895292B41	441
79 -895288Q02	444	79 -895292Q01	311, 314, 325, 327, 330, 333, 337, 341, 353, 446
79 -895288Q03	314, 325, 327, 330, 341, 445	79 -895292Q21	311, 314, 325, 327, 330, 333, 337, 341, 353, 454
79 -895288Q04	445	79 -895292Q41	457
79 -895288Q05	334, 337, 445	79 -895292Q61	353, 449
79 -895288Q06	445	79 -895294A01	315, 341, 353, 432
79 -895288Q21	311, 452	79 -895294A21	315, 341, 353, 437
79 -895288Q22	452	79 -895294A41	353, 441
79 -895288Q23	314, 325, 327, 330, 341, 453	79 -895294Q01	315, 341, 353, 446
79 -895288Q24	453	79 -895294Q21	315, 341, 353, 454
79 -895288Q25	334, 337, 453	79 -895294Q41	457
79 -895288Q26	453	79 -895294Q61	353, 449
79 -895288Q41	456	79 -895295A01	311, 314, 327, 330, 333, 337, 341, 353, 433
79 -895288Q42	456	79 -895295A21	311, 314, 327, 330, 333, 337, 341, 353, 438
79 -895288Q43	456	79 -895295A41	321, 322, 325, 353, 442
79 -895288Q44	456	79 -895295Q01	311, 314, 321, 323, 325, 327, 330, 333, 337, 341, 353, 446
79 -895288Q45	456	79 -895295Q21	311, 314, 321, 323, 325, 327, 330, 333, 337, 341, 353, 454
79 -895288Q46	456	79 -895295Q41	457
79 -895288Q61	448	79 -895295Q61	353, 450
79 -895288Q63	448	895299A02	24, 26
79 -895288Q64	448	895299A03	24, 26, 27
79 -895288Q65	449	91 -895343T02	97, 685
79 -895288Q66	449	84 -895388T02	610
79 -895289A01	353, 432	84 -895725A03	596
79 -895289A02	432	84 -895744A02	611
79 -895289A21	353, 437	84 -895744A04	611
79 -895289A22	437	895764A01	93
79 -895289A41	353, 441	895816A02	351, 632
79 -895289A42	441	895817A02	351
79 -895289Q01	353, 445	84 -895820T02	567
79 -895289Q21	353, 453	22 -896094A01	334, 461
79 -895289Q41	456		
79 -895289Q61	353, 449		
79 -895290A01	315, 432		
79 -895290A21	315, 437		

Part Number to Page Number Reference

896233A01	910	84 -896537T02	319, 321, 323, 354, 570, 587
896233Q01	903	84 -896537T08	319, 321, 323, 354, 570, 587
35 -896247	94, 247	84 -896537T11	319, 321, 323, 354, 570, 587
62 -896281A06	946	84 -896537T15	319, 321, 323, 354, 570, 587
62 -896282A06	946	84 -896537T20	319, 321, 323, 354, 570, 587
62 -896283A06	946	84 -896537T24	319, 321, 323, 354, 571, 587
62 -896284A06	946	84 -896537T29	319, 321, 323, 354, 571, 587
896297A01	98, 320	84 -896537T40	354, 571, 587
67 -896305001	66	84 -896537T99	319, 321, 323, 571
896309	258	84 -896539T01	578
33 -896323	7, 14	84 -896539T05	578
33 -896329818	118	84 -896539T08	578
33 -896329874	10, 14	84 -896540T01	579
47 -896332063	257	84 -896541T01	319, 321, 323, 579
84 -896333T25	580	84 -896541T05	579
896346701	201	84 -896542T01	578
896346702	201	84 -896542T05	578
896346703	201	84 -896542T08	578
896346707	201	896609A01	344
896346708	201	896609A02	344
896346709	201	896609K31	344, 348
896346729	201	896609K32	344, 348
896346731	201	896648A07	47, 53, 54
896346732	202	896648A09	47, 54, 312
896346736	202	896688001	465
91 -896352A01	624	84 -896691T05	584, 592
84 -896370T01	555, 578	84 -896691T10	584, 592
84 -896372K01	524	896691T15	584, 592
84 -896372K02	346, 349, 524	48 -896890A10	712, 760, 827, 831
84 -896377K01	526	48 -896892A40	712, 760, 827, 831
84 -896377K02	350, 526	48 -896896A40	712, 760, 827, 831
84 -896377K03	350, 526	48 -896900A40	712, 760, 827, 831
84 -896380T05	590	896919951	592
67 -896392	66	896919952	593
84 -896394T01	611	896919953	593
69 -896397003	943	896919954	593
69 -896397004	944	896919955	593
62 -896397005	944	896919956	593
62 -896397006	944	896919957	593
62 -896452	949	896919958	593
62 -896456	949	896919959	593
62 -896457	949	896919960	593
89645A34	502, 509	896919961	593
89645A37	502, 509	896919962	593
62 -896462	947	896919963	593
84 -896537K02	315, 334, 338, 342, 355, 586	896919964	593
84 -896537K08	316, 334, 338, 342, 355, 586	896919965	593
84 -896537K11	311, 316, 325, 335, 338, 342, 355, 586	896919966	593
84 -896537K15	311, 316, 325, 327, 331, 335, 338, 342, 355, 586	896919967	593
84 -896537K20	311, 316, 325, 327, 331, 335, 338, 342, 355, 587	896919968	593
84 -896537K24	311, 316, 335, 338, 342, 355, 587	896919969	593
84 -896537K25	316, 342, 587	896919970	593
84 -896537K29	311, 316, 325, 342, 355, 587	897001T	902, 926
84 -896537K30	316, 342, 587	84 -897345T08	517, 542
84 -896537K40	355, 587	84 -897345T63	540

Part Number to Page Number Reference

897453T	902, 926	898101045	671
897478K01	351	898101189	672
897478K02	347, 654	57 898101579	257
48 -897550A06	718, 771	87 898101A01	44
57 -897574Q01	245	898101A45	326, 671, 672
48 -897610A10	710, 759, 830, 837	898103138	672
48 -897614A10	710, 759, 830, 837	898103A90	25, 27
48 -897618A10	710, 759, 830, 837	898103A92	55
87 -897635K01	609	84 898138T12	350
32 -897643A01	635, 639	84 898138T70	350
87 -897716451	593	84 898180K01	618
87 -897716457	593	62 898200	955
87 -897716460	593	898235A01	166, 357
87 -897716461	593	898235A02	166, 357
87 -897716462	593	898245A01	93, 346, 350, 929
87 -897716463	593	898253T28	254
87 -897716821	593	898259K01	350, 473
87 -897716827	593	91 898263A01	304
87 -897716830	593	33 898264001	118-122
87 -897716831	593	898272048	257
87 -897716832	593	84 898284T01	551, 569
87 -897716833	593	84 898285T01	556
87 -897716841	593	898289045	617
87 -897716847	593	898289046	617
87 -897716850	593	898289A21	501
87 -897716851	593	898289A48	617
87 -897716852	594	898289A71	617
87 -897716853	594	84 898289A72	316, 343, 597
87 -897716K01	345, 349, 583, 590	898289Q45	616
87 -897716K02	345, 349, 583, 590	898289T42	551, 570
87 -897716K03	583	898289T47	616
87 -897716K04	583	84 898289T74	556
22 - 89771Q 2	76, 84, 176	84 898289T75	214, 556
22 -897726	641	84 898289T76	556
22 - 89772Q 1	77	84 898289T77	347, 351
48 -897748A11	711, 759, 831	84 898289T79	347, 351
48 -897750A11	711, 759, 831	898349A02	653
48 -897752A11	711, 759, 831	898349A03	653
48 -897754A11	711, 759	898349A11	344, 347, 633, 650
897977A03	310, 313, 318, 320, 322, 324, 326, 329, 333, 336, 340, 352	898349A14	344, 347, 633, 651
897977A04	318, 320, 324	898349A15	633, 651
897977A50	310, 313, 322, 326, 329, 333, 336, 340, 352	898370A03	317, 347, 644
897978A03	310, 313, 326, 329, 333, 336, 340, 352	19 898432	648, 653, 668
897978A50	310, 313, 326, 329, 333, 336, 340, 352	89876A 3	84, 176
897978T02	50, 312, 317, 332, 343, 628	33 898829001	10, 12, 244
84 -898059T15	567	898966A02	317, 347, 644
84 -898059T20	567	48 898988A46	834
84 -898059T25	567	48 898990A46	834
84 -898059T30	568	48 898992A46	834
898082A03	649, 653	48 898994A46	834
898091T01	599	48 898996A46	834
898091T02	599	48 898998A46	834
898091T03	599	48 899000A46	834
898091T04	599	48 899002A46	834
		48 899004A46	770

Not all parts listed are available for the European, C.I.S., Africa and Middle East Markets.
For more information, please contact your local Mercury, Mariner, MerCruiser or Quicksilver Office.

Part Number to Page Number Reference

48 -899006A46	770	48 -8M0002282	796
87 -899178T01	475	48 -8M0002283	796
87 -899180K01	609	48 -8M0002284	796
899203A01	584	48 -8M0002285	796
89949A 1	104, 114	48 -8M0002286	796
18 - 89961	903, 919	48 -8M0002287	796
62 -899622T	942	48 -8M0002288	796
62 -899622T01	942	48 -8M0002289	796
62 -899623T	942	48 -8M0002290	796
62 -899623T01	942	48 -8M0002293	796
899625K02	312, 317, 335, 611	48 -8M0002294	796
899625K04	312, 317, 336, 612	48 -8M0002295	796
899625K05	346, 612	48 -8M0002296	796
899625K06	350, 612	48 -8M0002297	797
899625K07	612	48 -8M0002298	797
899625K08	332, 612	48 -8M0002299	797
62 -899772	941	48 -8M0002300	797
62 -899773	941	48 -8M0002301	797
62 -899775	941	48 -8M0002302	797
62 -899776	941	48 -8M0002303	797
62 -899777	941	48 -8M0002304	797
62 -899778	941	48 -8M0002305	797
62 -899779	941	48 -8M0002306	797
50 -899783A01	38, 42	48 -8M0002307	795
84 -899785K02	581	48 -8M0002308	795
84 -899785K04	346, 350, 581	48 -8M0002309	795
84 -899785K15	580	48 -8M0002310	795
84 -899785K30	580	48 -8M0002311	796
48 -899818A05	712, 769	48 -8M0002312	796
48 -899820A05	712, 769	48 -8M0002313	796
47 - 89984T 4	246	48 -8M0002314	796
899859K01	526	48 -8M0002315	796
899859K02	527	48 -8M0002316	796
899859K03	527	48 -8M0002317	796
84 -899887T01	532, 539	48 -8M0002318	796
84 -899887T02	540	48 -8M0002319	796
84 -899887T08	541	48 -8M0002320	796
84 -899887T09	541	48 -8M0002321	796
84 -899887T13	531, 541	48 -8M0002322	796
84 -899887T14	531, 541	48 -8M0002323	796
84 -899887T17	532, 542	48 -8M0002324	796
84 -899888T21	531, 542	48 -8M0002325	796
84 -899888T22	531, 542	48 -8M0002326	796
84 -899888T23	531, 542	48 -8M0002327	797
62 -899895	951	48 -8M0002328	797
62 -899895001	951	48 -8M0002329	797
35 -8M0000202	176	48 -8M0002330	797
35 -8M0000493	176	48 -8M0002331	797
22 -8M0001721	79, 312, 316, 328, 331, 335, 339, 343	48 -8M0002332	797
8M0001734	104, 108	48 -8M0002333	797
48 -8M0002277	795	48 -8M0002334	797
48 -8M0002278	795	48 -8M0002335	797
48 -8M0002279	795	48 -8M0002336	797
48 -8M0002280	795	48 -8M0002337	795
48 -8M0002281	796	48 -8M0002338	795

Part Number to Page Number Reference

48-8M0002339	795	48-8M0002394	797
48-8M0002340	795	48-8M0002395	797
48-8M0002341	796	48-8M0002396	797
48-8M0002342	796	48-8M0002397	795
48-8M0002343	796	48-8M0002398	795
48-8M0002344	796	48-8M0002399	795
48-8M0002345	796	48-8M0002400	795
48-8M0002346	796	48-8M0002401	796
48-8M0002347	796	48-8M0002402	796
48-8M0002348	796	48-8M0002403	796
48-8M0002349	796	48-8M0002404	796
48-8M0002350	796	48-8M0002405	796
48-8M0002351	796	48-8M0002406	796
48-8M0002352	796	48-8M0002407	796
48-8M0002353	796	48-8M0002408	796
48-8M0002354	796	48-8M0002409	796
48-8M0002355	796	48-8M0002410	796
48-8M0002356	796	48-8M0002411	796
48-8M0002357	797	48-8M0002412	796
48-8M0002358	797	48-8M0002413	796
48-8M0002359	797	48-8M0002414	796
48-8M0002360	797	48-8M0002415	796
48-8M0002361	797	48-8M0002416	796
48-8M0002362	797	48-8M0002417	797
48-8M0002363	797	48-8M0002418	797
48-8M0002364	797	48-8M0002419	797
48-8M0002365	797	48-8M0002420	797
48-8M0002366	797	48-8M0002421	797
48-8M0002367	795	48-8M0002422	797
48-8M0002368	795	48-8M0002423	797
48-8M0002369	795	48-8M0002424	797
48-8M0002370	795	48-8M0002425	797
48-8M0002371	796	48-8M0002426	797
48-8M0002372	796	48-8M0002427	795
48-8M0002373	796	48-8M0002428	795
48-8M0002374	796	48-8M0002429	795
48-8M0002375	796	48-8M0002430	795
48-8M0002376	796	48-8M0002431	796
48-8M0002377	796	48-8M0002432	796
48-8M0002378	796	48-8M0002433	796
48-8M0002379	796	48-8M0002434	796
48-8M0002380	796	48-8M0002435	796
48-8M0002381	796	48-8M0002436	796
48-8M0002382	796	48-8M0002437	796
48-8M0002383	796	48-8M0002438	796
48-8M0002384	796	48-8M0002439	796
48-8M0002385	796	48-8M0002440	796
48-8M0002386	796	48-8M0002441	796
48-8M0002387	797	48-8M0002442	796
48-8M0002388	797	48-8M0002443	796
48-8M0002389	797	48-8M0002444	796
48-8M0002390	797	48-8M0002445	796
48-8M0002391	797	48-8M0002446	796
48-8M0002392	797	48-8M0002447	797
48-8M0002393	797	48-8M0002448	797

Not all parts listed are available for the European, C.I.S., Africa and Middle East Markets.
 For more information, please contact your local Mercury, Mariner, MerCruiser or
 Quicksilver Office.

Part Number to Page Number Reference

48 -8M0002449	797	48 -8M0002504	796
48 -8M0002450	797	48 -8M0002505	796
48 -8M0002451	797	48 -8M0002506	796
48 -8M0002452	797	48 -8M0002507	797
48 -8M0002453	797	48 -8M0002508	797
48 -8M0002454	797	48 -8M0002509	797
48 -8M0002455	797	48 -8M0002510	797
48 -8M0002456	797	48 -8M0002511	797
48 -8M0002457	795	48 -8M0002512	797
48 -8M0002458	795	48 -8M0002513	797
48 -8M0002459	796	48 -8M0002514	797
48 -8M0002460	796	48 -8M0002515	797
48 -8M0002461	796	48 -8M0002516	797
48 -8M0002462	796	48 -8M0002517	795
48 -8M0002463	796	48 -8M0002518	795
48 -8M0002464	796	48 -8M0002519	796
48 -8M0002465	796	48 -8M0002520	796
48 -8M0002466	796	48 -8M0002521	796
48 -8M0002467	796	48 -8M0002522	796
48 -8M0002468	796	48 -8M0002523	796
48 -8M0002469	796	48 -8M0002524	796
48 -8M0002470	796	48 -8M0002525	796
48 -8M0002471	796	48 -8M0002526	796
48 -8M0002472	796	48 -8M0002527	796
48 -8M0002473	796	48 -8M0002528	796
48 -8M0002474	796	48 -8M0002529	796
48 -8M0002475	796	48 -8M0002530	796
48 -8M0002476	796	48 -8M0002531	796
48 -8M0002477	797	48 -8M0002532	796
48 -8M0002478	797	48 -8M0002533	796
48 -8M0002479	797	48 -8M0002534	796
48 -8M0002480	797	48 -8M0002535	796
48 -8M0002481	797	48 -8M0002536	796
48 -8M0002482	797	48 -8M0002537	797
48 -8M0002483	797	48 -8M0002538	797
48 -8M0002484	797	48 -8M0002539	797
48 -8M0002485	797	48 -8M0002540	797
48 -8M0002486	797	48 -8M0002541	797
48 -8M0002487	795	48 -8M0002542	797
48 -8M0002488	795	48 -8M0002543	797
48 -8M0002489	796	48 -8M0002544	797
48 -8M0002490	796	48 -8M0002545	797
48 -8M0002491	796	48 -8M0002546	797
48 -8M0002492	796	48 -8M0002547	795
48 -8M0002493	796	48 -8M0002548	795
48 -8M0002494	796	48 -8M0002549	796
48 -8M0002495	796	48 -8M0002550	796
48 -8M0002496	796	48 -8M0002551	796
48 -8M0002497	796	48 -8M0002552	796
48 -8M0002498	796	48 -8M0002553	796
48 -8M0002499	796	48 -8M0002554	796
48 -8M0002500	796	48 -8M0002555	796
48 -8M0002501	796	48 -8M0002556	796
48 -8M0002502	796	48 -8M0002557	796
48 -8M0002503	796	48 -8M0002558	796

Part Number to Page Number Reference

48 -8M0002559	796	48 -8M0002614	796
48 -8M0002560	796	48 -8M0002615	796
48 -8M0002561	796	48 -8M0002616	796
48 -8M0002562	796	48 -8M0002617	796
48 -8M0002563	796	48 -8M0002618	796
48 -8M0002564	796	48 -8M0002619	796
48 -8M0002565	796	48 -8M0002620	796
48 -8M0002566	796	48 -8M0002621	796
48 -8M0002567	797	48 -8M0002622	796
48 -8M0002568	797	48 -8M0002623	796
48 -8M0002569	797	48 -8M0002624	796
48 -8M0002570	797	48 -8M0002625	797
48 -8M0002571	797	48 -8M0002626	797
48 -8M0002572	797	48 -8M0002627	797
48 -8M0002573	797	48 -8M0002628	797
48 -8M0002574	797	48 -8M0002629	797
48 -8M0002575	797	48 -8M0002630	797
48 -8M0002576	797	48 -8M0002631	797
48 -8M0002577	795	48 -8M0002632	797
48 -8M0002578	795	48 -8M0002633	797
48 -8M0002579	796	48 -8M0002634	797
48 -8M0002580	796	48 -8M0002635	797
48 -8M0002581	796	48 -8M0002636	797
48 -8M0002582	796	48 -8M0002637	795
48 -8M0002583	796	48 -8M0002638	795
48 -8M0002584	796	48 -8M0002639	796
48 -8M0002585	796	48 -8M0002640	796
48 -8M0002586	796	48 -8M0002641	796
48 -8M0002587	796	48 -8M0002642	796
48 -8M0002588	796	48 -8M0002643	796
48 -8M0002589	796	48 -8M0002644	796
48 -8M0002590	796	48 -8M0002645	796
48 -8M0002591	796	48 -8M0002646	796
48 -8M0002592	796	48 -8M0002647	796
48 -8M0002593	796	48 -8M0002648	796
48 -8M0002594	796	48 -8M0002649	796
48 -8M0002595	797	48 -8M0002650	796
48 -8M0002596	797	48 -8M0002651	796
48 -8M0002597	797	48 -8M0002652	796
48 -8M0002598	797	48 -8M0002653	796
48 -8M0002599	797	48 -8M0002654	796
48 -8M0002600	797	48 -8M0002655	797
48 -8M0002601	797	48 -8M0002656	797
48 -8M0002602	797	48 -8M0002657	797
48 -8M0002603	797	48 -8M0002658	797
48 -8M0002604	797	48 -8M0002659	797
48 -8M0002605	797	48 -8M0002660	797
48 -8M0002606	797	48 -8M0002661	797
48 -8M0002607	795	48 -8M0002662	797
48 -8M0002608	795	48 -8M0002663	797
48 -8M0002609	796	48 -8M0002664	797
48 -8M0002610	796	48 -8M0002665	797
48 -8M0002611	796	48 -8M0002666	797
48 -8M0002612	796	48 -8M0002667	810
48 -8M0002613	796	48 -8M0002668	810

**Not all parts listed are available for the European, C.I.S., Africa and Middle East Markets.
For more information, please contact your local Mercury, Mariner, MerCruiser or
Quicksilver Office.**

Part Number to Page Number Reference

48 -8M0002669	810	48 -8M0002724	811
48 -8M0002670	810	48 -8M0002725	811
48 -8M0002671	810	48 -8M0002726	811
48 -8M0002672	810	48 -8M0002727	810
48 -8M0002673	810	48 -8M0002728	810
48 -8M0002674	810	48 -8M0002729	810
48 -8M0002675	810	48 -8M0002730	810
48 -8M0002676	810	48 -8M0002731	810
48 -8M0002677	810	48 -8M0002732	810
48 -8M0002678	810	48 -8M0002733	810
48 -8M0002679	810	48 -8M0002734	810
48 -8M0002680	810	48 -8M0002735	810
48 -8M0002681	811	48 -8M0002736	810
48 -8M0002682	811	48 -8M0002737	810
48 -8M0002683	811	48 -8M0002738	810
48 -8M0002684	811	48 -8M0002739	810
48 -8M0002685	811	48 -8M0002740	810
48 -8M0002686	811	48 -8M0002741	811
48 -8M0002687	811	48 -8M0002742	811
48 -8M0002688	811	48 -8M0002743	811
48 -8M0002689	811	48 -8M0002744	811
48 -8M0002690	811	48 -8M0002745	811
48 -8M0002691	811	48 -8M0002746	811
48 -8M0002692	811	48 -8M0002747	811
48 -8M0002693	811	48 -8M0002748	811
48 -8M0002694	811	48 -8M0002749	811
48 -8M0002695	811	48 -8M0002750	811
48 -8M0002696	811	48 -8M0002751	811
48 -8M0002697	810	48 -8M0002752	811
48 -8M0002698	810	48 -8M0002753	811
48 -8M0002699	810	48 -8M0002754	811
48 -8M0002700	810	48 -8M0002755	811
48 -8M0002701	810	48 -8M0002756	811
48 -8M0002702	810	48 -8M0002757	810
48 -8M0002703	810	48 -8M0002758	810
48 -8M0002704	810	48 -8M0002759	810
48 -8M0002705	810	48 -8M0002760	810
48 -8M0002706	810	48 -8M0002761	810
48 -8M0002707	810	48 -8M0002762	810
48 -8M0002708	810	48 -8M0002763	810
48 -8M0002709	810	48 -8M0002764	810
48 -8M0002710	810	48 -8M0002765	810
48 -8M0002711	811	48 -8M0002766	810
48 -8M0002712	811	48 -8M0002767	810
48 -8M0002713	811	48 -8M0002768	810
48 -8M0002714	811	48 -8M0002769	810
48 -8M0002715	811	48 -8M0002770	810
48 -8M0002716	811	48 -8M0002771	811
48 -8M0002717	811	48 -8M0002772	811
48 -8M0002718	811	48 -8M0002773	811
48 -8M0002719	811	48 -8M0002774	811
48 -8M0002720	811	48 -8M0002775	811
48 -8M0002721	811	48 -8M0002776	811
48 -8M0002722	811	48 -8M0002777	811
48 -8M0002723	811	48 -8M0002778	811

Part Number to Page Number Reference

48-8M0002779	811	48-8M0002834	811
48-8M0002780	811	48-8M0002835	811
48-8M0002781	811	48-8M0002836	811
48-8M0002782	811	48-8M0002837	811
48-8M0002783	811	48-8M0002838	811
48-8M0002784	811	48-8M0002839	811
48-8M0002785	811	48-8M0002840	811
48-8M0002786	811	48-8M0002841	811
48-8M0002787	810	48-8M0002842	811
48-8M0002788	810	48-8M0002843	811
48-8M0002789	810	48-8M0002844	811
48-8M0002790	810	48-8M0002845	811
48-8M0002791	810	48-8M0002846	811
48-8M0002792	810	48-8M0002847	810
48-8M0002793	810	48-8M0002848	810
48-8M0002794	810	48-8M0002849	810
48-8M0002795	810	48-8M0002850	810
48-8M0002796	810	48-8M0002851	810
48-8M0002797	810	48-8M0002852	810
48-8M0002798	810	48-8M0002853	810
48-8M0002799	810	48-8M0002854	810
48-8M0002800	810	48-8M0002855	810
48-8M0002801	811	48-8M0002856	810
48-8M0002802	811	48-8M0002857	810
48-8M0002803	811	48-8M0002858	810
48-8M0002804	811	48-8M0002859	810
48-8M0002805	811	48-8M0002860	810
48-8M0002806	811	48-8M0002861	811
48-8M0002807	811	48-8M0002862	811
48-8M0002808	811	48-8M0002863	811
48-8M0002809	811	48-8M0002864	811
48-8M0002810	811	48-8M0002865	811
48-8M0002811	811	48-8M0002866	811
48-8M0002812	811	48-8M0002867	811
48-8M0002813	811	48-8M0002868	811
48-8M0002814	811	48-8M0002869	811
48-8M0002815	811	48-8M0002870	811
48-8M0002816	811	48-8M0002871	811
48-8M0002817	810	48-8M0002872	811
48-8M0002818	810	48-8M0002873	811
48-8M0002819	810	48-8M0002874	811
48-8M0002820	810	48-8M0002875	811
48-8M0002821	810	48-8M0002876	811
48-8M0002822	810	48-8M0002877	810
48-8M0002823	810	48-8M0002878	810
48-8M0002824	810	48-8M0002879	810
48-8M0002825	810	48-8M0002880	810
48-8M0002826	810	48-8M0002881	810
48-8M0002827	810	48-8M0002882	810
48-8M0002828	810	48-8M0002883	810
48-8M0002829	810	48-8M0002884	810
48-8M0002830	810	48-8M0002885	810
48-8M0002831	811	48-8M0002886	810
48-8M0002832	811	48-8M0002887	810
48-8M0002833	811	48-8M0002888	810

Part Number to Page Number Reference

48 -8M0002889	810	48 -8M0002944	810
48 -8M0002890	810	48 -8M0002945	810
48 -8M0002891	811	48 -8M0002946	810
48 -8M0002892	811	48 -8M0002947	810
48 -8M0002893	811	48 -8M0002948	810
48 -8M0002894	811	48 -8M0002949	810
48 -8M0002895	811	48 -8M0002950	810
48 -8M0002896	811	48 -8M0002951	811
48 -8M0002897	811	48 -8M0002952	811
48 -8M0002898	811	48 -8M0002953	811
48 -8M0002899	811	48 -8M0002954	811
48 -8M0002900	811	48 -8M0002955	811
48 -8M0002901	811	48 -8M0002956	811
48 -8M0002902	811	48 -8M0002957	811
48 -8M0002903	811	48 -8M0002958	811
48 -8M0002904	811	48 -8M0002959	811
48 -8M0002905	811	48 -8M0002960	811
48 -8M0002906	811	48 -8M0002961	811
48 -8M0002907	810	48 -8M0002962	811
48 -8M0002908	810	48 -8M0002963	811
48 -8M0002909	810	48 -8M0002964	811
48 -8M0002910	810	48 -8M0002965	811
48 -8M0002911	810	48 -8M0002966	811
48 -8M0002912	810	48 -8M0002967	810
48 -8M0002913	810	48 -8M0002968	810
48 -8M0002914	810	48 -8M0002969	810
48 -8M0002915	810	48 -8M0002970	810
48 -8M0002916	810	48 -8M0002971	810
48 -8M0002917	810	48 -8M0002972	810
48 -8M0002918	810	48 -8M0002973	810
48 -8M0002919	810	48 -8M0002974	810
48 -8M0002920	810	48 -8M0002975	810
48 -8M0002921	811	48 -8M0002976	810
48 -8M0002922	811	48 -8M0002977	810
48 -8M0002923	811	48 -8M0002978	810
48 -8M0002924	811	48 -8M0002979	810
48 -8M0002925	811	48 -8M0002980	810
48 -8M0002926	811	48 -8M0002981	811
48 -8M0002927	811	48 -8M0002982	811
48 -8M0002928	811	48 -8M0002983	811
48 -8M0002929	811	48 -8M0002984	811
48 -8M0002930	811	48 -8M0002985	811
48 -8M0002931	811	48 -8M0002986	811
48 -8M0002932	811	48 -8M0002987	811
48 -8M0002933	811	48 -8M0002988	811
48 -8M0002934	811	48 -8M0002989	811
48 -8M0002935	811	48 -8M0002990	811
48 -8M0002936	811	48 -8M0002991	811
48 -8M0002937	810	48 -8M0002992	811
48 -8M0002938	810	48 -8M0002993	811
48 -8M0002939	810	48 -8M0002994	811
48 -8M0002940	810	48 -8M0002995	811
48 -8M0002941	810	48 -8M0002996	811
48 -8M0002942	810	48 -8M0002997	810
48 -8M0002943	810	48 -8M0002998	810

Part Number to Page Number Reference

48-8M0002999	810	48-8M0003054	811
48-8M0003000	810	48-8M0003055	811
48-8M0003001	810	48-8M0003056	811
48-8M0003002	810	48-8M0003447	797
48-8M0003003	810	48-8M0003448	797
48-8M0003004	810	48-8M0003449	797
48-8M0003005	810	48-8M0003450	797
48-8M0003006	810	48-8M0003451	798
48-8M0003007	810	48-8M0003452	798
48-8M0003008	810	48-8M0003453	798
48-8M0003009	811	48-8M0003454	798
48-8M0003010	811	48-8M0003455	798
48-8M0003011	811	48-8M0003456	798
48-8M0003012	811	48-8M0003457	798
48-8M0003013	811	48-8M0003458	798
48-8M0003014	811	48-8M0003459	798
48-8M0003015	811	48-8M0003460	798
48-8M0003016	811	48-8M0003461	796, 798
48-8M0003017	811	48-8M0003462	796, 798
48-8M0003018	811	48-8M0003463	798
48-8M0003019	811	48-8M0003464	798
48-8M0003020	811	48-8M0003465	798
48-8M0003021	811	48-8M0003466	798
48-8M0003022	811	48-8M0003467	799
48-8M0003023	811	48-8M0003468	799
48-8M0003024	811	48-8M0003469	799
48-8M0003025	811	48-8M0003470	799
48-8M0003026	811	48-8M0003471	799
48-8M0003027	810	48-8M0003472	799
48-8M0003028	810	48-8M0003473	799
48-8M0003029	810	48-8M0003474	799
48-8M0003030	810	48-8M0003475	799
48-8M0003031	810	48-8M0003476	799
48-8M0003032	810	48-8M0003479	797
48-8M0003033	810	48-8M0003480	797
48-8M0003034	810	48-8M0003481	798
48-8M0003035	810	48-8M0003482	798
48-8M0003036	810	48-8M0003483	798
48-8M0003037	810	48-8M0003484	798
48-8M0003038	810	48-8M0003485	798
48-8M0003039	811	48-8M0003486	798
48-8M0003040	811	48-8M0003487	798
48-8M0003041	811	48-8M0003488	798
48-8M0003042	811	48-8M0003489	798
48-8M0003043	811	48-8M0003490	798
48-8M0003044	811	48-8M0003491	798
48-8M0003045	811	48-8M0003492	798
48-8M0003046	811	48-8M0003493	798
48-8M0003047	811	48-8M0003494	798
48-8M0003048	811	48-8M0003495	798
48-8M0003049	811	48-8M0003496	798
48-8M0003050	811	48-8M0003497	799
48-8M0003051	811	48-8M0003498	799
48-8M0003052	811	48-8M0003499	799
48-8M0003053	811	48-8M0003500	799

Not all parts listed are available for the European, C.I.S., Africa and Middle East Markets.
 For more information, please contact your local Mercury, Mariner, MerCruiser or
 Quicksilver Office.

Part Number to Page Number Reference

48 -8M0003501	799	48 -8M0003559	799
48 -8M0003502	799	48 -8M0003560	799
48 -8M0003503	799	48 -8M0003561	799
48 -8M0003504	799	48 -8M0003562	799
48 -8M0003505	799	48 -8M0003563	799
48 -8M0003506	799	48 -8M0003564	799
48 -8M0003507	797	48 -8M0003565	799
48 -8M0003508	797	48 -8M0003566	799
48 -8M0003511	798	48 -8M0003567	797
48 -8M0003512	798	48 -8M0003568	797
48 -8M0003513	798	48 -8M0003569	797
48 -8M0003514	798	48 -8M0003570	797
48 -8M0003515	798	48 -8M0003571	798
48 -8M0003516	798	48 -8M0003572	798
48 -8M0003517	798	48 -8M0003573	798
48 -8M0003518	798	48 -8M0003574	798
48 -8M0003519	798	48 -8M0003575	798
48 -8M0003520	798	48 -8M0003576	798
48 -8M0003521	798	48 -8M0003577	798
48 -8M0003522	798	48 -8M0003578	798
48 -8M0003523	798	48 -8M0003579	798
48 -8M0003524	798	48 -8M0003580	798
48 -8M0003525	798	48 -8M0003581	798
48 -8M0003526	798	48 -8M0003582	798
48 -8M0003527	799	48 -8M0003583	798
48 -8M0003528	799	48 -8M0003584	798
48 -8M0003529	799	48 -8M0003585	798
48 -8M0003530	799	48 -8M0003586	798
48 -8M0003531	799	48 -8M0003587	799
48 -8M0003532	799	48 -8M0003588	799
48 -8M0003533	799	48 -8M0003589	799
48 -8M0003534	799	48 -8M0003590	799
48 -8M0003535	799	48 -8M0003591	799
48 -8M0003536	799	48 -8M0003592	799
48 -8M0003537	797	48 -8M0003593	799
48 -8M0003538	797	48 -8M0003594	799
48 -8M0003539	797	48 -8M0003595	799
48 -8M0003541	798	48 -8M0003596	799
48 -8M0003542	798	48 -8M0003597	797
48 -8M0003543	798	48 -8M0003598	797
48 -8M0003544	798	48 -8M0003599	797
48 -8M0003545	798	48 -8M0003600	797
48 -8M0003546	798	48 -8M0003601	798
48 -8M0003547	798	48 -8M0003602	798
48 -8M0003548	798	48 -8M0003603	798
48 -8M0003549	798	48 -8M0003604	798
48 -8M0003550	798	48 -8M0003605	798
48 -8M0003551	798	48 -8M0003606	798
48 -8M0003552	798	48 -8M0003607	798
48 -8M0003553	798	48 -8M0003608	798
48 -8M0003554	798	48 -8M0003609	798
48 -8M0003555	798	48 -8M0003610	798
48 -8M0003556	798	48 -8M0003611	798
48 -8M0003557	799	48 -8M0003612	798
48 -8M0003558	799	48 -8M0003613	798

Part Number to Page Number Reference

48-8M0003614	798	48-8M0003669	798
48-8M0003615	798	48-8M0003670	798
48-8M0003616	798	48-8M0003671	798
48-8M0003617	799	48-8M0003672	798
48-8M0003618	799	48-8M0003673	798
48-8M0003619	799	48-8M0003674	798
48-8M0003620	799	48-8M0003675	798
48-8M0003621	799	48-8M0003676	798
48-8M0003622	799	48-8M0003677	799
48-8M0003623	799	48-8M0003678	799
48-8M0003624	799	48-8M0003679	799
48-8M0003625	799	48-8M0003680	799
48-8M0003626	799	48-8M0003681	799
48-8M0003627	797	48-8M0003682	799
48-8M0003628	797	48-8M0003683	799
48-8M0003629	797	48-8M0003684	799
48-8M0003630	797	48-8M0003685	799
48-8M0003631	798	48-8M0003686	799
48-8M0003632	798	48-8M0003687	797, 798
48-8M0003633	798	48-8M0003688	797, 798
48-8M0003634	798	48-8M0003691	798
48-8M0003635	798	48-8M0003692	798
48-8M0003636	798	48-8M0003693	798
48-8M0003637	798	48-8M0003694	798
48-8M0003638	798	48-8M0003695	798
48-8M0003639	798	48-8M0003696	798
48-8M0003640	798	48-8M0003697	798
48-8M0003641	798	48-8M0003698	798
48-8M0003642	798	48-8M0003699	798
48-8M0003643	798	48-8M0003700	798
48-8M0003644	798	48-8M0003701	798
48-8M0003645	798	48-8M0003702	798
48-8M0003646	798	48-8M0003703	798
48-8M0003647	799	48-8M0003704	798
48-8M0003648	799	48-8M0003705	798
48-8M0003649	799	48-8M0003706	798
48-8M0003650	799	48-8M0003707	799
48-8M0003651	799	48-8M0003708	799
48-8M0003652	799	48-8M0003709	799
48-8M0003653	799	48-8M0003710	799
48-8M0003654	799	48-8M0003711	799
48-8M0003655	799	48-8M0003712	799
48-8M0003656	799	48-8M0003713	799
48-8M0003657	797	48-8M0003714	799
48-8M0003658	797	48-8M0003715	799
48-8M0003659	797	48-8M0003716	799
48-8M0003660	797	48-8M0003717	797
48-8M0003661	798	48-8M0003718	797
48-8M0003662	798	48-8M0003719	798
48-8M0003663	798	48-8M0003720	798
48-8M0003664	798	48-8M0003721	798
48-8M0003665	798	48-8M0003722	798
48-8M0003666	798	48-8M0003723	798
48-8M0003667	798	48-8M0003724	798
48-8M0003668	798	48-8M0003725	798

**Not all parts listed are available for the European, C.I.S., Africa and Middle East Markets.
For more information, please contact your local Mercury, Mariner, MerCruiser or
Quicksilver Office.**

Part Number to Page Number Reference

48 -8M0003726	798	48 -8M0003783	798
48 -8M0003727	798	48 -8M0003784	798
48 -8M0003728	798	48 -8M0003785	798
48 -8M0003729	798	48 -8M0003786	798
48 -8M0003730	798	48 -8M0003787	798
48 -8M0003731	798	48 -8M0003788	798
48 -8M0003732	798	48 -8M0003789	798
48 -8M0003733	798	48 -8M0003790	798
48 -8M0003734	798	48 -8M0003791	798
48 -8M0003737	799	48 -8M0003792	798
48 -8M0003738	799	48 -8M0003793	798
48 -8M0003739	799	48 -8M0003794	798
48 -8M0003740	799	48 -8M0003795	798
48 -8M0003741	799	48 -8M0003796	798
48 -8M0003742	799	48 -8M0003797	799
48 -8M0003743	799	48 -8M0003798	799
48 -8M0003744	799	48 -8M0003799	799
48 -8M0003745	799	48 -8M0003800	799
48 -8M0003746	799	48 -8M0003801	799
48 -8M0003747	797	48 -8M0003802	799
48 -8M0003748	797	48 -8M0003803	799
48 -8M0003749	798	48 -8M0003804	799
48 -8M0003750	798	48 -8M0003805	799
48 -8M0003751	798	48 -8M0003806	799
48 -8M0003752	798	48 -8M0003807	797
48 -8M0003753	798	48 -8M0003808	797
48 -8M0003754	798	48 -8M0003809	798
48 -8M0003755	798	48 -8M0003810	798
48 -8M0003756	798	48 -8M0003811	798
48 -8M0003757	798	48 -8M0003812	798
48 -8M0003758	798	48 -8M0003813	798
48 -8M0003759	798	48 -8M0003814	798
48 -8M0003760	798	48 -8M0003815	798
48 -8M0003761	798	48 -8M0003816	798
48 -8M0003762	798	48 -8M0003817	798
48 -8M0003763	798	48 -8M0003818	798
48 -8M0003764	798	48 -8M0003819	798
48 -8M0003765	798	48 -8M0003820	798
48 -8M0003766	798	48 -8M0003821	798
48 -8M0003767	799	48 -8M0003822	798
48 -8M0003768	799	48 -8M0003823	798
48 -8M0003769	799	48 -8M0003824	798
48 -8M0003770	799	48 -8M0003825	799
48 -8M0003771	799	48 -8M0003826	799
48 -8M0003772	799	48 -8M0003827	799
48 -8M0003773	799	48 -8M0003828	799
48 -8M0003774	799	48 -8M0003829	799
48 -8M0003775	799	48 -8M0003830	799
48 -8M0003776	799	48 -8M0003831	799
48 -8M0003777	797	48 -8M0003832	799
48 -8M0003778	797	48 -8M0003835	798, 799
48 -8M0003779	798	48 -8M0003836	798, 799
48 -8M0003780	798	48 -8M0003837	812
48 -8M0003781	798	48 -8M0003838	812
48 -8M0003782	798	48 -8M0003839	812

Part Number to Page Number Reference

48-8M0003840	812	48-8M0003895	813
48-8M0003841	812	48-8M0003896	813
48-8M0003842	812	48-8M0003897	812
48-8M0003843	812	48-8M0003898	812
48-8M0003844	812	48-8M0003899	812
48-8M0003845	812	48-8M0003900	812
48-8M0003846	812	48-8M0003901	812
48-8M0003847	812	48-8M0003902	812
48-8M0003848	812	48-8M0003903	812
48-8M0003849	812	48-8M0003904	812
48-8M0003850	812	48-8M0003905	812
48-8M0003851	812	48-8M0003906	812
48-8M0003852	812	48-8M0003907	812
48-8M0003853	813	48-8M0003908	812
48-8M0003854	813	48-8M0003909	812
48-8M0003855	813	48-8M0003910	812
48-8M0003856	813	48-8M0003911	812
48-8M0003857	813	48-8M0003912	812
48-8M0003858	813	48-8M0003913	813
48-8M0003859	813	48-8M0003914	813
48-8M0003860	813	48-8M0003915	813
48-8M0003861	813	48-8M0003916	813
48-8M0003862	813	48-8M0003917	813
48-8M0003863	813	48-8M0003918	813
48-8M0003864	813	48-8M0003919	813
48-8M0003865	813	48-8M0003920	813
48-8M0003866	813	48-8M0003921	813
48-8M0003867	812	48-8M0003922	813
48-8M0003868	812	48-8M0003923	813
48-8M0003869	812	48-8M0003924	813
48-8M0003870	812	48-8M0003925	813
48-8M0003871	812	48-8M0003926	813
48-8M0003872	812	48-8M0003927	812
48-8M0003873	812	48-8M0003928	812
48-8M0003874	812	48-8M0003929	812
48-8M0003875	812	48-8M0003930	812
48-8M0003876	812	48-8M0003931	812
48-8M0003877	812	48-8M0003932	812
48-8M0003878	812	48-8M0003933	812
48-8M0003879	812	48-8M0003934	812
48-8M0003880	812	48-8M0003935	812
48-8M0003881	812	48-8M0003936	812
48-8M0003882	812	48-8M0003937	812
48-8M0003883	813	48-8M0003938	812
48-8M0003884	813	48-8M0003939	812
48-8M0003885	813	48-8M0003940	812
48-8M0003886	813	48-8M0003941	812
48-8M0003887	813	48-8M0003942	812
48-8M0003888	813	48-8M0003943	813
48-8M0003889	813	48-8M0003944	813
48-8M0003890	813	48-8M0003945	813
48-8M0003891	813	48-8M0003946	813
48-8M0003892	813	48-8M0003947	813
48-8M0003893	813	48-8M0003948	813
48-8M0003894	813	48-8M0003949	813

Part Number to Page Number Reference

48 -8M0003950	813	48 -8M0004005	813
48 -8M0003951	813	48 -8M0004006	813
48 -8M0003952	813	48 -8M0004007	813
48 -8M0003953	813	48 -8M0004008	813
48 -8M0003954	813	48 -8M0004009	813
48 -8M0003955	813	48 -8M0004010	813
48 -8M0003956	813	48 -8M0004011	813
48 -8M0003957	812	48 -8M0004012	813
48 -8M0003958	812	48 -8M0004013	813
48 -8M0003959	812	48 -8M0004014	813
48 -8M0003960	812	48 -8M0004015	813
48 -8M0003961	812	48 -8M0004016	813
48 -8M0003962	812	48 -8M0004017	812
48 -8M0003963	812	48 -8M0004018	812
48 -8M0003964	812	48 -8M0004019	812
48 -8M0003965	812	48 -8M0004020	812
48 -8M0003966	812	48 -8M0004021	812
48 -8M0003967	812	48 -8M0004022	812
48 -8M0003968	812	48 -8M0004023	812
48 -8M0003969	812	48 -8M0004024	812
48 -8M0003970	812	48 -8M0004025	812
48 -8M0003971	812	48 -8M0004026	812
48 -8M0003972	812	48 -8M0004027	812
48 -8M0003973	813	48 -8M0004028	812
48 -8M0003974	813	48 -8M0004029	812
48 -8M0003975	813	48 -8M0004030	812
48 -8M0003976	813	48 -8M0004031	812
48 -8M0003977	813	48 -8M0004032	812
48 -8M0003978	813	48 -8M0004033	813
48 -8M0003979	813	48 -8M0004034	813
48 -8M0003980	813	48 -8M0004035	813
48 -8M0003981	813	48 -8M0004036	813
48 -8M0003982	813	48 -8M0004037	813
48 -8M0003983	813	48 -8M0004038	813
48 -8M0003984	813	48 -8M0004039	813
48 -8M0003985	813	48 -8M0004040	813
48 -8M0003986	813	48 -8M0004041	813
48 -8M0003987	812	48 -8M0004042	813
48 -8M0003988	812	48 -8M0004043	813
48 -8M0003989	812	48 -8M0004044	813
48 -8M0003990	812	48 -8M0004045	813
48 -8M0003991	812	48 -8M0004046	813
48 -8M0003992	812	48 -8M0004047	812
48 -8M0003993	812	48 -8M0004048	812
48 -8M0003994	812	48 -8M0004049	812
48 -8M0003995	812	48 -8M0004050	812
48 -8M0003996	812	48 -8M0004051	812
48 -8M0003997	812	48 -8M0004052	812
48 -8M0003998	812	48 -8M0004053	812
48 -8M0003999	812	48 -8M0004054	812
48 -8M0004000	812	48 -8M0004055	812
48 -8M0004001	812	48 -8M0004056	812
48 -8M0004002	812	48 -8M0004057	812
48 -8M0004003	813	48 -8M0004058	812
48 -8M0004004	813	48 -8M0004059	812

Part Number to Page Number Reference

48-8M0004060	812	48-8M0004115	812
48-8M0004061	812	48-8M0004116	812
48-8M0004062	812	48-8M0004117	812
48-8M0004063	813	48-8M0004118	812
48-8M0004064	813	48-8M0004119	812
48-8M0004065	813	48-8M0004120	812
48-8M0004066	813	48-8M0004121	812
48-8M0004067	813	48-8M0004122	812
48-8M0004068	813	48-8M0004123	813
48-8M0004069	813	48-8M0004124	813
48-8M0004070	813	48-8M0004125	813
48-8M0004071	813	48-8M0004126	813
48-8M0004072	813	48-8M0004127	813
48-8M0004073	813	48-8M0004128	813
48-8M0004074	813	48-8M0004129	813
48-8M0004075	813	48-8M0004130	813
48-8M0004076	813	48-8M0004131	813
48-8M0004077	812	48-8M0004132	813
48-8M0004078	812	48-8M0004133	813
48-8M0004079	812	48-8M0004134	813
48-8M0004080	812	48-8M0004135	813
48-8M0004081	812	48-8M0004136	813
48-8M0004082	812	48-8M0004137	812
48-8M0004083	812	48-8M0004138	812
48-8M0004084	812	48-8M0004139	812
48-8M0004085	812	48-8M0004140	812
48-8M0004086	812	48-8M0004141	812
48-8M0004087	812	48-8M0004142	812
48-8M0004088	812	48-8M0004143	812
48-8M0004089	812	48-8M0004144	812
48-8M0004090	812	48-8M0004145	812
48-8M0004091	812	48-8M0004146	812
48-8M0004092	812	48-8M0004147	812
48-8M0004093	813	48-8M0004148	812
48-8M0004094	813	48-8M0004149	812
48-8M0004095	813	48-8M0004150	812
48-8M0004096	813	48-8M0004151	812
48-8M0004097	813	48-8M0004152	812
48-8M0004098	813	48-8M0004153	813
48-8M0004099	813	48-8M0004154	813
48-8M0004100	813	48-8M0004155	813
48-8M0004101	813	48-8M0004156	813
48-8M0004102	813	48-8M0004157	813
48-8M0004103	813	48-8M0004158	813
48-8M0004104	813	48-8M0004159	813
48-8M0004105	813	48-8M0004160	813
48-8M0004106	813	48-8M0004161	813
48-8M0004107	812	48-8M0004162	813
48-8M0004108	812	48-8M0004163	813
48-8M0004109	812	48-8M0004164	813
48-8M0004110	812	48-8M0004165	813
48-8M0004111	812	48-8M0004166	813
48-8M0004112	812	48-8M0004167	812
48-8M0004113	812	48-8M0004168	812
48-8M0004114	812	48-8M0004169	812

Part Number to Page Number Reference

48 -8M0004170	812	48 -8M0004225	813
48 -8M0004171	812	48 -8M0004226	813
48 -8M0004172	812	48 -8M0004617	799
48 -8M0004173	812	48 -8M0004618	799
48 -8M0004174	812	48 -8M0004619	799
48 -8M0004175	812	48 -8M0004620	799
48 -8M0004176	812	48 -8M0004621	800
48 -8M0004177	812	48 -8M0004622	800
48 -8M0004178	812	48 -8M0004623	800
48 -8M0004179	812	48 -8M0004624	800
48 -8M0004180	812	48 -8M0004625	800
48 -8M0004181	812	48 -8M0004626	800
48 -8M0004182	812	48 -8M0004627	800
48 -8M0004183	813	48 -8M0004628	800
48 -8M0004184	813	48 -8M0004629	800
48 -8M0004185	813	48 -8M0004630	800
48 -8M0004186	813	48 -8M0004631	800
48 -8M0004187	813	48 -8M0004632	800
48 -8M0004188	813	48 -8M0004633	800
48 -8M0004189	813	48 -8M0004634	800
48 -8M0004190	813	48 -8M0004635	800
48 -8M0004191	813	48 -8M0004636	800
48 -8M0004192	813	48 -8M0004637	801
48 -8M0004193	813	48 -8M0004638	801
48 -8M0004194	813	48 -8M0004639	801
48 -8M0004195	813	48 -8M0004640	801
48 -8M0004196	813	48 -8M0004641	801
48 -8M0004197	812	48 -8M0004642	801
48 -8M0004198	812	48 -8M0004643	801
48 -8M0004199	812	48 -8M0004644	801
48 -8M0004200	812	48 -8M0004645	801
48 -8M0004201	812	48 -8M0004646	801
48 -8M0004202	812	48 -8M0004647	799
48 -8M0004203	812	48 -8M0004648	799
48 -8M0004204	812	48 -8M0004649	799
48 -8M0004205	812	48 -8M0004650	799
48 -8M0004206	812	48 -8M0004651	800
48 -8M0004207	812	48 -8M0004652	800
48 -8M0004208	812	48 -8M0004653	800
48 -8M0004209	812	48 -8M0004654	800
48 -8M0004210	812	48 -8M0004655	800
48 -8M0004211	813	48 -8M0004656	800
48 -8M0004212	813	48 -8M0004657	800
48 -8M0004213	813	48 -8M0004658	800
48 -8M0004214	813	48 -8M0004659	800
48 -8M0004215	813	48 -8M0004660	800
48 -8M0004216	813	48 -8M0004661	800
48 -8M0004217	813	48 -8M0004662	800
48 -8M0004218	813	48 -8M0004663	800
48 -8M0004219	813	48 -8M0004664	800
48 -8M0004220	813	48 -8M0004665	800
48 -8M0004221	813	48 -8M0004666	800
48 -8M0004222	813	48 -8M0004667	801
48 -8M0004223	813	48 -8M0004668	801
48 -8M0004224	813	48 -8M0004669	801

Part Number to Page Number Reference

48-8M0004670	801	48-8M0004727	801
48-8M0004671	801	48-8M0004728	801
48-8M0004672	801	48-8M0004731	801
48-8M0004673	801	48-8M0004732	801
48-8M0004674	801	48-8M0004733	801
48-8M0004675	801	48-8M0004734	801
48-8M0004676	801	48-8M0004735	801
48-8M0004677	799	48-8M0004736	801
48-8M0004678	799	48-8M0004737	799
48-8M0004679	799	48-8M0004738	799
48-8M0004680	799	48-8M0004739	799
48-8M0004681	800	48-8M0004740	799
48-8M0004682	800	48-8M0004741	800
48-8M0004683	800	48-8M0004742	800
48-8M0004684	800	48-8M0004743	800
48-8M0004685	800	48-8M0004744	800
48-8M0004686	800	48-8M0004745	800
48-8M0004687	800	48-8M0004746	800
48-8M0004688	800	48-8M0004747	800
48-8M0004689	800	48-8M0004748	800
48-8M0004690	800	48-8M0004749	800
48-8M0004691	800	48-8M0004750	800
48-8M0004692	800	48-8M0004751	800
48-8M0004693	800	48-8M0004752	800
48-8M0004694	800	48-8M0004753	800
48-8M0004695	800	48-8M0004754	800
48-8M0004696	800	48-8M0004755	800
48-8M0004697	801	48-8M0004756	800
48-8M0004698	801	48-8M0004757	801
48-8M0004701	801	48-8M0004758	801
48-8M0004702	801	48-8M0004761	801
48-8M0004703	801	48-8M0004762	801
48-8M0004704	801	48-8M0004763	801
48-8M0004705	801	48-8M0004764	801
48-8M0004706	801	48-8M0004765	801
48-8M0004707	799	48-8M0004766	801
48-8M0004708	799	48-8M0004767	799
48-8M0004709	799	48-8M0004768	799
48-8M0004710	799	48-8M0004769	799
48-8M0004711	800	48-8M0004770	799
48-8M0004712	800	48-8M0004771	800
48-8M0004713	800	48-8M0004772	800
48-8M0004714	800	48-8M0004773	800
48-8M0004715	800	48-8M0004774	800
48-8M0004716	800	48-8M0004775	800
48-8M0004717	800	48-8M0004776	800
48-8M0004718	800	48-8M0004777	800
48-8M0004719	800	48-8M0004778	800
48-8M0004720	800	48-8M0004779	800
48-8M0004721	800	48-8M0004780	800
48-8M0004722	800	48-8M0004781	800
48-8M0004723	800	48-8M0004782	800
48-8M0004724	800	48-8M0004783	800
48-8M0004725	800	48-8M0004784	800
48-8M0004726	800	48-8M0004785	800

Not all parts listed are available for the European, C.I.S., Africa and Middle East Markets.
 For more information, please contact your local Mercury, Mariner, MerCruiser or
 Quicksilver Office.

Part Number to Page Number Reference

48 -8M0004786	800	48 -8M0004845	800
48 -8M0004787	801	48 -8M0004846	800
48 -8M0004788	801	48 -8M0004847	801
48 -8M0004791	801	48 -8M0004848	801
48 -8M0004792	801	48 -8M0004849	801
48 -8M0004793	801	48 -8M0004850	801
48 -8M0004794	801	48 -8M0004851	801
48 -8M0004795	801	48 -8M0004852	801
48 -8M0004796	801	48 -8M0004853	801
48 -8M0004797	799	48 -8M0004854	801
48 -8M0004798	799	48 -8M0004855	801
48 -8M0004799	799	48 -8M0004856	801
48 -8M0004800	799	48 -8M0004857	799
48 -8M0004801	800	48 -8M0004858	799
48 -8M0004802	800	48 -8M0004859	800
48 -8M0004803	800	48 -8M0004860	800
48 -8M0004804	800	48 -8M0004861	800
48 -8M0004805	800	48 -8M0004862	800
48 -8M0004806	800	48 -8M0004863	800
48 -8M0004807	800	48 -8M0004864	800
48 -8M0004808	800	48 -8M0004865	800
48 -8M0004809	800	48 -8M0004866	800
48 -8M0004810	800	48 -8M0004867	800
48 -8M0004811	800	48 -8M0004868	800
48 -8M0004812	800	48 -8M0004869	800
48 -8M0004813	800	48 -8M0004870	800
48 -8M0004814	800	48 -8M0004871	800
48 -8M0004815	800	48 -8M0004872	800
48 -8M0004816	800	48 -8M0004873	800
48 -8M0004817	801	48 -8M0004874	800
48 -8M0004818	801	48 -8M0004875	800
48 -8M0004821	801	48 -8M0004876	800
48 -8M0004822	801	48 -8M0004877	801
48 -8M0004823	801	48 -8M0004878	801
48 -8M0004824	801	48 -8M0004879	801
48 -8M0004825	801	48 -8M0004880	801
48 -8M0004826	801	48 -8M0004881	801
48 -8M0004827	799	48 -8M0004882	801
48 -8M0004828	799	48 -8M0004883	801
48 -8M0004829	799	48 -8M0004884	801
48 -8M0004830	799	48 -8M0004885	801
48 -8M0004831	800	48 -8M0004886	801
48 -8M0004832	800	48 -8M0004887	799
48 -8M0004833	800	48 -8M0004888	799
48 -8M0004834	800	48 -8M0004889	800
48 -8M0004835	800	48 -8M0004890	800
48 -8M0004836	800	48 -8M0004891	800
48 -8M0004837	800	48 -8M0004892	800
48 -8M0004838	800	48 -8M0004893	800
48 -8M0004839	800	48 -8M0004894	800
48 -8M0004840	800	48 -8M0004895	800
48 -8M0004841	800	48 -8M0004896	800
48 -8M0004842	800	48 -8M0004897	800
48 -8M0004843	800	48 -8M0004898	800
48 -8M0004844	800	48 -8M0004899	800

Part Number to Page Number Reference

48-8M0004900	800	48-8M0004955	800
48-8M0004901	800	48-8M0004956	800
48-8M0004902	800	48-8M0004957	800
48-8M0004903	800	48-8M0004958	800
48-8M0004904	800	48-8M0004959	800
48-8M0004905	800	48-8M0004960	800
48-8M0004906	800	48-8M0004961	800
48-8M0004907	801	48-8M0004962	800
48-8M0004908	801	48-8M0004963	800
48-8M0004909	801	48-8M0004964	800
48-8M0004910	801	48-8M0004965	801
48-8M0004911	801	48-8M0004966	801
48-8M0004912	801	48-8M0004967	801
48-8M0004913	801	48-8M0004968	801
48-8M0004914	801	48-8M0004971	801
48-8M0004915	801	48-8M0004972	801
48-8M0004916	801	48-8M0004973	801
48-8M0004917	799	48-8M0004974	801
48-8M0004918	799	48-8M0004975	801
48-8M0004919	800	48-8M0004976	801
48-8M0004920	800	48-8M0004977	799
48-8M0004921	800	48-8M0004978	799
48-8M0004922	800	48-8M0004979	800
48-8M0004923	800	48-8M0004980	800
48-8M0004924	800	48-8M0004981	800
48-8M0004925	800	48-8M0004982	800
48-8M0004926	800	48-8M0004983	800
48-8M0004927	800	48-8M0004984	800
48-8M0004928	800	48-8M0004985	800
48-8M0004929	800	48-8M0004986	800
48-8M0004930	800	48-8M0004987	800
48-8M0004931	800	48-8M0004988	800
48-8M0004932	800	48-8M0004989	800
48-8M0004933	800	48-8M0004990	800
48-8M0004934	800	48-8M0004991	800
48-8M0004935	801	48-8M0004992	800
48-8M0004936	801	48-8M0004993	800
48-8M0004937	801	48-8M0004994	800
48-8M0004938	801	48-8M0004995	801
48-8M0004939	801	48-8M0004996	801
48-8M0004940	801	48-8M0004997	801
48-8M0004941	801	48-8M0004998	801
48-8M0004942	801	48-8M0004999	801
48-8M0004943	801	48-8M0005000	801
48-8M0004944	801	48-8M0005001	801
48-8M0004945	801	48-8M0005002	801
48-8M0004946	801	48-8M0005003	801
48-8M0004947	799	48-8M0005004	801
48-8M0004948	799	48-8M0005005	801
48-8M0004949	800	48-8M0005006	801
48-8M0004950	800	48-8M0005007	813
48-8M0004951	800	48-8M0005008	813
48-8M0004952	800	48-8M0005009	814
48-8M0004953	800	48-8M0005010	814
48-8M0004954	800	48-8M0005011	814

Not all parts listed are available for the European, C.I.S., Africa and Middle East Markets.
 For more information, please contact your local Mercury, Mariner, MerCruiser or
 Quicksilver Office.

Part Number to Page Number Reference

48-8M0005012	814	48-8M0005067	813
48-8M0005013	814	48-8M0005068	813
48-8M0005014	814	48-8M0005069	814
48-8M0005015	814	48-8M0005070	814
48-8M0005016	814	48-8M0005071	814
48-8M0005017	814	48-8M0005072	814
48-8M0005018	814	48-8M0005073	814
48-8M0005019	814	48-8M0005074	814
48-8M0005020	814	48-8M0005075	814
48-8M0005021	814	48-8M0005076	814
48-8M0005022	814	48-8M0005077	814
48-8M0005023	814	48-8M0005078	814
48-8M0005024	814	48-8M0005079	814
48-8M0005025	815	48-8M0005080	814
48-8M0005026	815	48-8M0005081	814
48-8M0005027	815	48-8M0005082	814
48-8M0005028	815	48-8M0005083	814
48-8M0005029	815	48-8M0005084	814
48-8M0005030	815	48-8M0005085	815
48-8M0005031	815	48-8M0005086	815
48-8M0005032	815	48-8M0005087	815
48-8M0005033	815	48-8M0005088	815
48-8M0005034	815	48-8M0005089	815
48-8M0005035	815	48-8M0005090	815
48-8M0005036	815	48-8M0005091	815
48-8M0005037	813	48-8M0005092	815
48-8M0005038	813	48-8M0005093	815
48-8M0005039	814	48-8M0005094	815
48-8M0005040	814	48-8M0005095	815
48-8M0005041	814	48-8M0005096	815
48-8M0005042	814	48-8M0005097	813
48-8M0005043	814	48-8M0005098	813
48-8M0005044	814	48-8M0005099	814
48-8M0005045	814	48-8M0005100	814
48-8M0005046	814	48-8M0005101	814
48-8M0005047	814	48-8M0005102	814
48-8M0005048	814	48-8M0005103	814
48-8M0005049	814	48-8M0005104	814
48-8M0005050	814	48-8M0005105	814
48-8M0005051	814	48-8M0005106	814
48-8M0005052	814	48-8M0005107	814
48-8M0005053	814	48-8M0005108	814
48-8M0005054	814	48-8M0005109	814
48-8M0005055	815	48-8M0005110	814
48-8M0005056	815	48-8M0005111	814
48-8M0005057	815	48-8M0005112	814
48-8M0005058	815	48-8M0005113	814
48-8M0005059	815	48-8M0005114	814
48-8M0005060	815	48-8M0005115	815
48-8M0005061	815	48-8M0005116	815
48-8M0005062	815	48-8M0005117	815
48-8M0005063	815	48-8M0005118	815
48-8M0005064	815	48-8M0005119	815
48-8M0005065	815	48-8M0005120	815
48-8M0005066	815	48-8M0005121	815

Part Number to Page Number Reference

48-8M0005122	815	48-8M0005177	815
48-8M0005123	815	48-8M0005178	815
48-8M0005124	815	48-8M0005179	815
48-8M0005125	815	48-8M0005180	815
48-8M0005126	815	48-8M0005181	815
48-8M0005127	813	48-8M0005182	815
48-8M0005128	813	48-8M0005183	815
48-8M0005129	814	48-8M0005184	815
48-8M0005130	814	48-8M0005185	815
48-8M0005131	814	48-8M0005186	815
48-8M0005132	814	48-8M0005187	813
48-8M0005133	814	48-8M0005188	813
48-8M0005134	814	48-8M0005189	814
48-8M0005135	814	48-8M0005190	814
48-8M0005136	814	48-8M0005191	814
48-8M0005137	814	48-8M0005192	814
48-8M0005138	814	48-8M0005193	814
48-8M0005139	814	48-8M0005194	814
48-8M0005140	814	48-8M0005195	814
48-8M0005141	814	48-8M0005196	814
48-8M0005142	814	48-8M0005197	814
48-8M0005143	814	48-8M0005198	814
48-8M0005144	814	48-8M0005199	814
48-8M0005145	815	48-8M0005200	814
48-8M0005146	815	48-8M0005201	814
48-8M0005147	815	48-8M0005202	814
48-8M0005148	815	48-8M0005203	815
48-8M0005149	815	48-8M0005204	815
48-8M0005150	815	48-8M0005205	815
48-8M0005151	815	48-8M0005206	815
48-8M0005152	815	48-8M0005207	815
48-8M0005153	815	48-8M0005208	815
48-8M0005154	815	48-8M0005209	815
48-8M0005155	815	48-8M0005210	815
48-8M0005156	815	48-8M0005211	815
48-8M0005157	813	48-8M0005212	815
48-8M0005158	813	48-8M0005213	815
48-8M0005159	814	48-8M0005214	815
48-8M0005160	814	48-8M0005215	815
48-8M0005161	814	48-8M0005216	815
48-8M0005162	814	48-8M0005217	814
48-8M0005163	814	48-8M0005218	814
48-8M0005164	814	48-8M0005219	814
48-8M0005165	814	48-8M0005220	814
48-8M0005166	814	48-8M0005221	814
48-8M0005167	814	48-8M0005222	814
48-8M0005168	814	48-8M0005223	814
48-8M0005169	814	48-8M0005224	814
48-8M0005170	814	48-8M0005225	814
48-8M0005171	814	48-8M0005226	814
48-8M0005172	814	48-8M0005227	814
48-8M0005173	814	48-8M0005228	814
48-8M0005174	814	48-8M0005229	814
48-8M0005175	815	48-8M0005230	814
48-8M0005176	815	48-8M0005231	814

Not all parts listed are available for the European, C.I.S., Africa and Middle East Markets.
 For more information, please contact your local Mercury, Mariner, MerCruiser or
 Quicksilver Office.

Part Number to Page Number Reference

48 -8M0005232	814	48 -8M0005287	814
48 -8M0005233	815	48 -8M0005288	814
48 -8M0005234	815	48 -8M0005289	814
48 -8M0005235	815	48 -8M0005290	814
48 -8M0005236	815	48 -8M0005291	814
48 -8M0005237	815	48 -8M0005292	814
48 -8M0005238	815	48 -8M0005293	815
48 -8M0005239	815	48 -8M0005294	815
48 -8M0005240	815	48 -8M0005295	815
48 -8M0005241	815	48 -8M0005296	815
48 -8M0005242	815	48 -8M0005297	815
48 -8M0005243	815	48 -8M0005298	815
48 -8M0005244	815	48 -8M0005299	815
48 -8M0005245	815	48 -8M0005300	815
48 -8M0005246	815	48 -8M0005301	815
48 -8M0005247	814	48 -8M0005302	815
48 -8M0005248	814	48 -8M0005303	815
48 -8M0005249	814	48 -8M0005304	815
48 -8M0005250	814	48 -8M0005305	815
48 -8M0005251	814	48 -8M0005306	815
48 -8M0005252	814	48 -8M0005307	814
48 -8M0005253	814	48 -8M0005308	814
48 -8M0005254	814	48 -8M0005309	814
48 -8M0005255	814	48 -8M0005310	814
48 -8M0005256	814	48 -8M0005311	814
48 -8M0005257	814	48 -8M0005312	814
48 -8M0005258	814	48 -8M0005313	814
48 -8M0005259	814	48 -8M0005314	814
48 -8M0005260	814	48 -8M0005315	814
48 -8M0005261	814	48 -8M0005316	814
48 -8M0005262	814	48 -8M0005317	814
48 -8M0005263	815	48 -8M0005318	814
48 -8M0005264	815	48 -8M0005319	814
48 -8M0005265	815	48 -8M0005320	814
48 -8M0005266	815	48 -8M0005321	814
48 -8M0005267	815	48 -8M0005322	814
48 -8M0005268	815	48 -8M0005323	815
48 -8M0005269	815	48 -8M0005324	815
48 -8M0005270	815	48 -8M0005325	815
48 -8M0005271	815	48 -8M0005326	815
48 -8M0005272	815	48 -8M0005327	815
48 -8M0005273	815	48 -8M0005328	815
48 -8M0005274	815	48 -8M0005329	815
48 -8M0005275	815	48 -8M0005330	815
48 -8M0005276	815	48 -8M0005331	815
48 -8M0005277	814	48 -8M0005332	815
48 -8M0005278	814	48 -8M0005333	815
48 -8M0005279	814	48 -8M0005334	815
48 -8M0005280	814	48 -8M0005335	815
48 -8M0005281	814	48 -8M0005336	815
48 -8M0005282	814	48 -8M0005337	814
48 -8M0005283	814	48 -8M0005338	814
48 -8M0005284	814	48 -8M0005339	814
48 -8M0005285	814	48 -8M0005340	814
48 -8M0005286	814	48 -8M0005341	814

Part Number to Page Number Reference

48-8M0005342	814	8M0011212	318, 320, 322, 324, 326, 479
48-8M0005343	814	8M0011213	310, 313, 318, 320, 322, 324, 326, 329, 332, 336, 340, 479
48-8M0005344	814	8M0011214	352, 479
48-8M0005345	814	8M0011215	352, 479
48-8M0005346	814	8M0012083	108, 248
48-8M0005347	814	8M0012221	215
48-8M0005348	814	48-8M0013507	803
48-8M0005349	814	48-8M0013508	803
48-8M0005350	814	48-8M0013509	803
48-8M0005351	814	48-8M0013510	803
48-8M0005352	814	48-8M0013511	803
48-8M0005353	815	48-8M0013512	803
48-8M0005354	815	48-8M0013513	803
48-8M0005355	815	48-8M0013514	803
48-8M0005356	815	48-8M0013515	803
48-8M0005357	815	48-8M0013516	803
48-8M0005358	815	48-8M0013517	803
48-8M0005359	815	48-8M0013518	803
48-8M0005360	815	48-8M0013519	803
48-8M0005361	815	48-8M0013520	803
48-8M0005362	815	48-8M0013521	803
48-8M0005363	815	48-8M0013522	803
48-8M0005364	815	48-8M0013523	804
48-8M0005365	815	48-8M0013524	804
48-8M0005366	815	48-8M0013525	804
48-8M0005367	814	48-8M0013526	804
48-8M0005368	814	48-8M0013527	804
48-8M0005369	814	48-8M0013528	804
48-8M0005370	814	48-8M0013537	803
48-8M0005371	814	48-8M0013538	803
48-8M0005372	814	48-8M0013539	803
48-8M0005373	814	48-8M0013540	803
48-8M0005374	814	48-8M0013541	803
48-8M0005375	814	48-8M0013542	803
48-8M0005376	814	48-8M0013543	803
48-8M0005377	814	48-8M0013544	803
48-8M0005378	814	48-8M0013545	803
48-8M0005379	814	48-8M0013546	803
48-8M0005380	814	48-8M0013547	803
48-8M0005381	814	48-8M0013548	803
48-8M0005382	814	48-8M0013549	803
48-8M0005383	815	48-8M0013550	803
48-8M0005384	815	48-8M0013551	803
48-8M0005385	815	48-8M0013552	803
48-8M0005386	815	48-8M0013553	804
48-8M0005387	815	48-8M0013554	804
48-8M0005388	815	48-8M0013555	804
48-8M0005389	815	48-8M0013556	804
48-8M0005390	815	48-8M0013557	804
48-8M0005391	815	48-8M0013558	804
48-8M0005392	815	48-8M0013567	803
48-8M0005393	815	48-8M0013568	803
48-8M0005394	815	48-8M0013569	803
48-8M0005395	815	48-8M0013570	803
48-8M0005396	815		

Not all parts listed are available for the European, C.I.S., Africa and Middle East Markets.
For more information, please contact your local Mercury, Mariner, MerCruiser or
Quicksilver Office.

Part Number to Page Number Reference

48 -8M0013571	803	48 -8M0013642	803
48 -8M0013572	803	48 -8M0013643	804
48 -8M0013573	803	48 -8M0013644	804
48 -8M0013574	803	48 -8M0013645	804
48 -8M0013575	803	48 -8M0013646	804
48 -8M0013576	803	48 -8M0013647	804
48 -8M0013577	803	48 -8M0013648	804
48 -8M0013578	803	48 -8M0013657	803
48 -8M0013579	803	48 -8M0013658	803
48 -8M0013580	803	48 -8M0013659	803
48 -8M0013581	803	48 -8M0013660	803
48 -8M0013582	803	48 -8M0013661	803
48 -8M0013583	804	48 -8M0013662	803
48 -8M0013584	804	48 -8M0013663	803
48 -8M0013585	804	48 -8M0013664	803
48 -8M0013586	804	48 -8M0013665	803
48 -8M0013587	804	48 -8M0013666	803
48 -8M0013588	804	48 -8M0013667	803
48 -8M0013597	803	48 -8M0013668	803
48 -8M0013598	803	48 -8M0013669	803
48 -8M0013599	803	48 -8M0013670	803
48 -8M0013600	803	48 -8M0013671	803
48 -8M0013601	803	48 -8M0013672	803
48 -8M0013602	803	48 -8M0013673	804
48 -8M0013603	803	48 -8M0013674	804
48 -8M0013604	803	48 -8M0013675	804
48 -8M0013605	803	48 -8M0013676	804
48 -8M0013606	803	48 -8M0013677	804
48 -8M0013607	803	48 -8M0013678	804
48 -8M0013608	803	48 -8M0013687	803
48 -8M0013609	803	48 -8M0013688	803
48 -8M0013610	803	48 -8M0013689	803
48 -8M0013611	803	48 -8M0013690	803
48 -8M0013612	803	48 -8M0013691	803
48 -8M0013613	804	48 -8M0013692	803
48 -8M0013614	804	48 -8M0013693	803
48 -8M0013615	804	48 -8M0013694	803
48 -8M0013616	804	48 -8M0013695	803
48 -8M0013617	804	48 -8M0013696	803
48 -8M0013618	804	48 -8M0013697	803
48 -8M0013627	803	48 -8M0013698	803
48 -8M0013628	803	48 -8M0013699	803
48 -8M0013629	803	48 -8M0013700	803
48 -8M0013630	803	48 -8M0013701	803
48 -8M0013631	803	48 -8M0013702	803
48 -8M0013632	803	48 -8M0013703	804
48 -8M0013633	803	48 -8M0013704	804
48 -8M0013634	803	48 -8M0013705	804
48 -8M0013635	803	48 -8M0013706	804
48 -8M0013636	803	48 -8M0013707	804
48 -8M0013637	803	48 -8M0013708	804
48 -8M0013638	803	48 -8M0013717	803
48 -8M0013639	803	48 -8M0013718	803
48 -8M0013640	803	48 -8M0013719	803
48 -8M0013641	803	48 -8M0013720	803

Part Number to Page Number Reference

48-8M0013721	803	48-8M0013792	803
48-8M0013722	803	48-8M0013793	804
48-8M0013723	803	48-8M0013794	804
48-8M0013724	803	48-8M0013795	804
48-8M0013725	803	48-8M0013796	804
48-8M0013726	803	48-8M0013797	804
48-8M0013727	803	48-8M0013798	804
48-8M0013728	803	48-8M0013807	803
48-8M0013729	803	48-8M0013808	803
48-8M0013730	803	48-8M0013809	803
48-8M0013731	803	48-8M0013810	803
48-8M0013732	803	48-8M0013811	803
48-8M0013733	804	48-8M0013812	803
48-8M0013734	804	48-8M0013813	803
48-8M0013735	804	48-8M0013814	803
48-8M0013736	804	48-8M0013815	803
48-8M0013737	804	48-8M0013816	803
48-8M0013738	804	48-8M0013817	803
48-8M0013747	803	48-8M0013818	803
48-8M0013748	803	48-8M0013819	803
48-8M0013749	803	48-8M0013820	803
48-8M0013750	803	48-8M0013821	803
48-8M0013751	803	48-8M0013822	803
48-8M0013752	803	48-8M0013823	804
48-8M0013753	803	48-8M0013824	804
48-8M0013754	803	48-8M0013825	804
48-8M0013755	803	48-8M0013826	804
48-8M0013756	803	48-8M0013827	804
48-8M0013757	803	48-8M0013828	804
48-8M0013758	803	48-8M0013837	803
48-8M0013759	803	48-8M0013838	803
48-8M0013760	803	48-8M0013839	803
48-8M0013761	803	48-8M0013840	803
48-8M0013762	803	48-8M0013841	803
48-8M0013763	804	48-8M0013842	803
48-8M0013764	804	48-8M0013843	803
48-8M0013765	804	48-8M0013844	803
48-8M0013766	804	48-8M0013845	803
48-8M0013767	804	48-8M0013846	803
48-8M0013768	804	48-8M0013847	803
48-8M0013777	803	48-8M0013848	803
48-8M0013778	803	48-8M0013849	803
48-8M0013779	803	48-8M0013850	803
48-8M0013780	803	48-8M0013851	803
48-8M0013781	803	48-8M0013852	803
48-8M0013782	803	48-8M0013853	804
48-8M0013783	803	48-8M0013854	804
48-8M0013784	803	48-8M0013855	804
48-8M0013785	803	48-8M0013856	804
48-8M0013786	803	48-8M0013857	804
48-8M0013787	803	48-8M0013858	804
48-8M0013788	803	48-8M0013867	803
48-8M0013789	803	48-8M0013868	803
48-8M0013790	803	48-8M0013869	803
48-8M0013791	803	48-8M0013870	803

Not all parts listed are available for the European, C.I.S., Africa and Middle East Markets.
 For more information, please contact your local Mercury, Mariner, MerCruiser or
 Quicksilver Office.

Part Number to Page Number Reference

48 -8M0013871	803	48 -8M0013942	816
48 -8M0013872	803	48 -8M0013943	817
48 -8M0013873	803	48 -8M0013944	817
48 -8M0013874	803	48 -8M0013945	817
48 -8M0013875	803	48 -8M0013946	817
48 -8M0013876	803	48 -8M0013947	817
48 -8M0013877	803	48 -8M0013948	817
48 -8M0013878	803	48 -8M0013957	816
48 -8M0013879	803	48 -8M0013958	816
48 -8M0013880	803	48 -8M0013959	816
48 -8M0013881	804	48 -8M0013960	816
48 -8M0013882	804	48 -8M0013961	816
48 -8M0013883	804	48 -8M0013962	816
48 -8M0013884	804	48 -8M0013963	816
48 -8M0013885	804	48 -8M0013964	816
48 -8M0013886	804	48 -8M0013965	816
48 -8M0013887	804	48 -8M0013966	816
48 -8M0013888	804	48 -8M0013967	816
48 -8M0013897	816	48 -8M0013968	816
48 -8M0013898	816	48 -8M0013969	816
48 -8M0013899	816	48 -8M0013970	816
48 -8M0013900	816	48 -8M0013971	816
48 -8M0013901	816	48 -8M0013972	816
48 -8M0013902	816	48 -8M0013973	817
48 -8M0013903	816	48 -8M0013974	817
48 -8M0013904	816	48 -8M0013975	817
48 -8M0013905	816	48 -8M0013976	817
48 -8M0013906	816	48 -8M0013977	817
48 -8M0013907	816	48 -8M0013978	817
48 -8M0013908	816	48 -8M0013987	816
48 -8M0013909	816	48 -8M0013988	816
48 -8M0013910	816	48 -8M0013989	816
48 -8M0013911	816	48 -8M0013990	816
48 -8M0013912	816	48 -8M0013991	816
48 -8M0013913	817	48 -8M0013992	816
48 -8M0013914	817	48 -8M0013993	816
48 -8M0013915	817	48 -8M0013994	816
48 -8M0013916	817	48 -8M0013995	816
48 -8M0013917	817	48 -8M0013996	816
48 -8M0013918	817	48 -8M0013997	816
48 -8M0013927	816	48 -8M0013998	816
48 -8M0013928	816	48 -8M0013999	816
48 -8M0013929	816	48 -8M0014000	816
48 -8M0013930	816	48 -8M0014001	816
48 -8M0013931	816	48 -8M0014002	816
48 -8M0013932	816	48 -8M0014003	817
48 -8M0013933	816	48 -8M0014004	817
48 -8M0013934	816	48 -8M0014005	817
48 -8M0013935	816	48 -8M0014006	817
48 -8M0013936	816	48 -8M0014007	817
48 -8M0013937	816	48 -8M0014008	817
48 -8M0013938	816	48 -8M0014017	816
48 -8M0013939	816	48 -8M0014018	816
48 -8M0013940	816	48 -8M0014019	816
48 -8M0013941	816	48 -8M0014020	816

Part Number to Page Number Reference

48 -8M0014021	816	48 -8M0014092	816
48 -8M0014022	816	48 -8M0014093	817
48 -8M0014023	816	48 -8M0014094	817
48 -8M0014024	816	48 -8M0014095	817
48 -8M0014025	816	48 -8M0014096	817
48 -8M0014026	816	48 -8M0014097	817
48 -8M0014027	816	48 -8M0014098	817
48 -8M0014028	816	48 -8M0014107	816
48 -8M0014029	816	48 -8M0014108	816
48 -8M0014030	816	48 -8M0014109	816
48 -8M0014031	816	48 -8M0014110	816
48 -8M0014032	816	48 -8M0014111	816
48 -8M0014033	817	48 -8M0014112	816
48 -8M0014034	817	48 -8M0014113	816
48 -8M0014035	817	48 -8M0014114	816
48 -8M0014036	817	48 -8M0014115	816
48 -8M0014037	817	48 -8M0014116	816
48 -8M0014038	817	48 -8M0014117	816
48 -8M0014047	816	48 -8M0014118	816
48 -8M0014048	816	48 -8M0014119	816
48 -8M0014049	816	48 -8M0014120	816
48 -8M0014050	816	48 -8M0014121	816
48 -8M0014051	816	48 -8M0014122	816
48 -8M0014052	816	48 -8M0014123	817
48 -8M0014053	816	48 -8M0014124	817
48 -8M0014054	816	48 -8M0014125	817
48 -8M0014055	816	48 -8M0014126	817
48 -8M0014056	816	48 -8M0014127	817
48 -8M0014057	816	48 -8M0014128	817
48 -8M0014058	816	48 -8M0014137	816
48 -8M0014059	816	48 -8M0014138	816
48 -8M0014060	816	48 -8M0014139	816
48 -8M0014061	816	48 -8M0014140	816
48 -8M0014062	816	48 -8M0014141	816
48 -8M0014063	817	48 -8M0014142	816
48 -8M0014064	817	48 -8M0014143	816
48 -8M0014065	817	48 -8M0014144	816
48 -8M0014066	817	48 -8M0014145	816
48 -8M0014067	817	48 -8M0014146	816
48 -8M0014068	817	48 -8M0014147	816
48 -8M0014077	816	48 -8M0014148	816
48 -8M0014078	816	48 -8M0014149	816
48 -8M0014079	816	48 -8M0014150	816
48 -8M0014080	816	48 -8M0014151	816
48 -8M0014081	816	48 -8M0014152	816
48 -8M0014082	816	48 -8M0014153	817
48 -8M0014083	816	48 -8M0014154	817
48 -8M0014084	816	48 -8M0014155	817
48 -8M0014085	816	48 -8M0014156	817
48 -8M0014086	816	48 -8M0014157	817
48 -8M0014087	816	48 -8M0014158	817
48 -8M0014088	816	48 -8M0014167	816
48 -8M0014089	816	48 -8M0014168	816
48 -8M0014090	816	48 -8M0014169	816
48 -8M0014091	816	48 -8M0014170	816

**Not all parts listed are available for the European, C.I.S., Africa and Middle East Markets.
For more information, please contact your local Mercury, Mariner, MerCruiser or
Quicksilver Office.**

Part Number to Page Number Reference

48 -8M0014171	816	48 -8M0014242	816
48 -8M0014172	816	48 -8M0014243	817
48 -8M0014173	816	48 -8M0014244	817
48 -8M0014174	816	48 -8M0014245	817
48 -8M0014175	816	48 -8M0014246	817
48 -8M0014176	816	48 -8M0014247	817
48 -8M0014177	816	48 -8M0014248	817
48 -8M0014178	816	48 -8M0014257	816
48 -8M0014179	816	48 -8M0014258	816
48 -8M0014180	807, 816	48 -8M0014259	816
48 -8M0014181	816	48 -8M0014260	816
48 -8M0014182	816	48 -8M0014261	816
48 -8M0014183	817	48 -8M0014262	816
48 -8M0014184	817	48 -8M0014263	816
48 -8M0014185	817	48 -8M0014264	816
48 -8M0014186	817	48 -8M0014265	816
48 -8M0014187	817	48 -8M0014266	816
48 -8M0014188	817	48 -8M0014267	816
48 -8M0014197	816	48 -8M0014268	816
48 -8M0014198	816	48 -8M0014269	816
48 -8M0014199	816	48 -8M0014270	807, 816
48 -8M0014200	816	48 -8M0014271	817
48 -8M0014201	816	48 -8M0014272	817
48 -8M0014202	816	48 -8M0014273	817
48 -8M0014203	816	48 -8M0014274	817
48 -8M0014204	816	48 -8M0014275	817
48 -8M0014205	816	48 -8M0014276	817
48 -8M0014206	816	48 -8M0014277	817
48 -8M0014207	816	48 -8M0014278	817
48 -8M0014208	816	48 -8M0014677	804
48 -8M0014209	816	48 -8M0014678	804
48 -8M0014210	816	48 -8M0014679	804
48 -8M0014211	816	48 -8M0014680	804
48 -8M0014212	816	48 -8M0014681	804
48 -8M0014213	817	48 -8M0014682	804
48 -8M0014214	817	48 -8M0014683	804
48 -8M0014215	817	48 -8M0014684	804
48 -8M0014216	817	48 -8M0014685	805
48 -8M0014217	817	48 -8M0014686	805
48 -8M0014218	817	48 -8M0014687	805
48 -8M0014227	816	48 -8M0014688	805
48 -8M0014228	816	48 -8M0014689	805
48 -8M0014229	816	48 -8M0014690	805
48 -8M0014230	816	48 -8M0014691	805
48 -8M0014231	816	48 -8M0014692	805
48 -8M0014232	816	48 -8M0014693	805
48 -8M0014233	816	48 -8M0014694	805
48 -8M0014234	816	48 -8M0014695	805
48 -8M0014235	816	48 -8M0014696	805
48 -8M0014236	816	48 -8M0014697	805
48 -8M0014237	816	48 -8M0014698	805
48 -8M0014238	816	48 -8M0014707	804
48 -8M0014239	816	48 -8M0014708	804
48 -8M0014240	816	48 -8M0014709	804
48 -8M0014241	816	48 -8M0014710	804

Part Number to Page Number Reference

48-8M0014711	804	48-8M0014782	805
48-8M0014712	804	48-8M0014783	805
48-8M0014713	804	48-8M0014784	805
48-8M0014714	804	48-8M0014785	805
48-8M0014715	805	48-8M0014786	805
48-8M0014716	805	48-8M0014787	805
48-8M0014717	805	48-8M0014788	805
48-8M0014718	805	48-8M0014797	804
48-8M0014719	805	48-8M0014798	804
48-8M0014720	805	48-8M0014799	804
48-8M0014721	805	48-8M0014800	804
48-8M0014722	805	48-8M0014801	804
48-8M0014723	805	48-8M0014802	804
48-8M0014724	805	48-8M0014803	804
48-8M0014725	805	48-8M0014804	804
48-8M0014726	805	48-8M0014805	805
48-8M0014727	805	48-8M0014806	805
48-8M0014728	805	48-8M0014807	805
48-8M0014737	804	48-8M0014808	805
48-8M0014738	804	48-8M0014809	805
48-8M0014739	804	48-8M0014810	805
48-8M0014740	804	48-8M0014811	805
48-8M0014741	804	48-8M0014812	805
48-8M0014742	804	48-8M0014813	805
48-8M0014743	804	48-8M0014814	805
48-8M0014744	804	48-8M0014815	805
48-8M0014745	805	48-8M0014816	805
48-8M0014746	805	48-8M0014817	805
48-8M0014747	805	48-8M0014818	805
48-8M0014748	805	48-8M0014827	804
48-8M0014749	805	48-8M0014828	804
48-8M0014750	805	48-8M0014829	804
48-8M0014751	805	48-8M0014830	804
48-8M0014752	805	48-8M0014831	804
48-8M0014753	805	48-8M0014832	804
48-8M0014754	805	48-8M0014833	804
48-8M0014755	805	48-8M0014834	804
48-8M0014756	805	48-8M0014835	805
48-8M0014757	805	48-8M0014836	805
48-8M0014758	805	48-8M0014837	805
48-8M0014767	804	48-8M0014838	805
48-8M0014768	804	48-8M0014839	805
48-8M0014769	804	48-8M0014840	805
48-8M0014770	804	48-8M0014841	805
48-8M0014771	804	48-8M0014842	805
48-8M0014772	804	48-8M0014843	805
48-8M0014773	804	48-8M0014844	805
48-8M0014774	804	48-8M0014845	805
48-8M0014775	805	48-8M0014846	805
48-8M0014776	805	48-8M0014847	805
48-8M0014777	805	48-8M0014848	805
48-8M0014778	805	48-8M0014857	804
48-8M0014779	805	48-8M0014858	804
48-8M0014780	805	48-8M0014859	804
48-8M0014781	805	48-8M0014860	804

Not all parts listed are available for the European, C.I.S., Africa and Middle East Markets.
 For more information, please contact your local Mercury, Mariner, MerCruiser or
 Quicksilver Office.

Part Number to Page Number Reference

48 -8M0014861	804	48 -8M0014932	805
48 -8M0014862	804	48 -8M0014933	805
48 -8M0014863	804	48 -8M0014934	805
48 -8M0014864	804	48 -8M0014935	805
48 -8M0014865	805	48 -8M0014936	805
48 -8M0014866	805	48 -8M0014937	805
48 -8M0014867	805	48 -8M0014938	805
48 -8M0014868	805	48 -8M0014947	804
48 -8M0014869	805	48 -8M0014948	804
48 -8M0014870	805	48 -8M0014949	804
48 -8M0014871	805	48 -8M0014950	804
48 -8M0014872	805	48 -8M0014951	804
48 -8M0014873	805	48 -8M0014952	804
48 -8M0014874	805	48 -8M0014953	804
48 -8M0014875	805	48 -8M0014954	804
48 -8M0014876	805	48 -8M0014955	805
48 -8M0014877	805	48 -8M0014956	805
48 -8M0014878	805	48 -8M0014957	805
48 -8M0014887	804	48 -8M0014958	805
48 -8M0014888	804	48 -8M0014959	805
48 -8M0014889	804	48 -8M0014960	805
48 -8M0014890	804	48 -8M0014961	805
48 -8M0014891	804	48 -8M0014962	805
48 -8M0014892	804	48 -8M0014963	805
48 -8M0014893	804	48 -8M0014964	805
48 -8M0014894	804	48 -8M0014965	805
48 -8M0014895	805	48 -8M0014966	805
48 -8M0014896	805	48 -8M0014967	805
48 -8M0014897	805	48 -8M0014968	805
48 -8M0014898	805	48 -8M0014977	804
48 -8M0014899	805	48 -8M0014978	804
48 -8M0014900	805	48 -8M0014979	804
48 -8M0014901	805	48 -8M0014980	804
48 -8M0014902	805	48 -8M0014981	804
48 -8M0014903	805	48 -8M0014982	804
48 -8M0014904	805	48 -8M0014983	805
48 -8M0014905	805	48 -8M0014984	805
48 -8M0014906	805	48 -8M0014985	805
48 -8M0014907	805	48 -8M0014986	805
48 -8M0014908	805	48 -8M0014987	805
48 -8M0014917	804	48 -8M0014988	805
48 -8M0014918	804	48 -8M0014989	805
48 -8M0014919	804	48 -8M0014990	805
48 -8M0014920	804	48 -8M0014991	805
48 -8M0014921	804	48 -8M0014992	805
48 -8M0014922	804	48 -8M0014993	805
48 -8M0014923	804	48 -8M0014994	805
48 -8M0014924	804	48 -8M0014995	805
48 -8M0014925	805	48 -8M0014996	805
48 -8M0014926	805	48 -8M0014997	805
48 -8M0014927	805	48 -8M0014998	805
48 -8M0014928	805	48 -8M0015007	804
48 -8M0014929	805	48 -8M0015008	804
48 -8M0014930	805	48 -8M0015009	804
48 -8M0014931	805	48 -8M0015010	804

Part Number to Page Number Reference

48-8M0015011	804	48-8M0015082	818
48-8M0015012	804	48-8M0015083	818
48-8M0015013	805	48-8M0015084	818
48-8M0015014	805	48-8M0015085	818
48-8M0015015	805	48-8M0015086	818
48-8M0015016	805	48-8M0015087	818
48-8M0015017	805	48-8M0015088	818
48-8M0015018	805	48-8M0015097	817
48-8M0015019	805	48-8M0015098	817
48-8M0015020	805	48-8M0015099	817
48-8M0015021	805	48-8M0015100	817
48-8M0015022	805	48-8M0015101	817
48-8M0015023	805	48-8M0015102	817
48-8M0015024	805	48-8M0015103	817
48-8M0015025	805	48-8M0015104	817
48-8M0015026	805	48-8M0015105	817
48-8M0015027	805	48-8M0015106	817
48-8M0015028	805	48-8M0015107	818
48-8M0015037	804	48-8M0015108	818
48-8M0015038	804	48-8M0015109	818
48-8M0015039	804	48-8M0015110	818
48-8M0015040	804	48-8M0015111	818
48-8M0015041	804	48-8M0015112	818
48-8M0015042	804	48-8M0015113	818
48-8M0015043	805	48-8M0015114	818
48-8M0015044	805	48-8M0015115	818
48-8M0015045	805	48-8M0015116	818
48-8M0015046	805	48-8M0015117	818
48-8M0015047	805	48-8M0015118	818
48-8M0015048	805	48-8M0015127	817
48-8M0015049	805	48-8M0015128	817
48-8M0015050	805	48-8M0015129	817
48-8M0015051	805	48-8M0015130	817
48-8M0015052	805	48-8M0015131	817
48-8M0015053	805	48-8M0015132	817
48-8M0015054	805	48-8M0015133	817
48-8M0015055	805	48-8M0015134	817
48-8M0015056	805	48-8M0015135	817
48-8M0015057	805	48-8M0015136	817
48-8M0015058	805	48-8M0015137	818
48-8M0015067	817	48-8M0015138	818
48-8M0015068	817	48-8M0015139	818
48-8M0015069	817	48-8M0015140	818
48-8M0015070	817	48-8M0015141	818
48-8M0015071	817	48-8M0015142	818
48-8M0015072	817	48-8M0015143	818
48-8M0015073	817	48-8M0015144	818
48-8M0015074	817	48-8M0015145	818
48-8M0015075	817	48-8M0015146	818
48-8M0015076	817	48-8M0015147	818
48-8M0015077	818	48-8M0015148	818
48-8M0015078	818	48-8M0015157	817
48-8M0015079	818	48-8M0015158	817
48-8M0015080	818	48-8M0015159	817
48-8M0015081	818	48-8M0015160	817

Not all parts listed are available for the European, C.I.S., Africa and Middle East Markets.
 For more information, please contact your local Mercury, Mariner, MerCruiser or
 Quicksilver Office.

Part Number to Page Number Reference

48 -8M0015161	817	48 -8M0015232	818
48 -8M0015162	817	48 -8M0015233	818
48 -8M0015163	817	48 -8M0015234	818
48 -8M0015164	817	48 -8M0015235	818
48 -8M0015165	817	48 -8M0015236	818
48 -8M0015166	817	48 -8M0015237	818
48 -8M0015167	818	48 -8M0015238	818
48 -8M0015168	818	48 -8M0015247	817
48 -8M0015169	818	48 -8M0015248	817
48 -8M0015170	818	48 -8M0015249	817
48 -8M0015171	818	48 -8M0015250	817
48 -8M0015172	818	48 -8M0015251	817
48 -8M0015173	818	48 -8M0015252	817
48 -8M0015174	818	48 -8M0015253	817
48 -8M0015175	818	48 -8M0015254	817
48 -8M0015176	818	48 -8M0015255	817
48 -8M0015177	818	48 -8M0015256	817
48 -8M0015178	818	48 -8M0015257	818
48 -8M0015187	817	48 -8M0015258	818
48 -8M0015188	817	48 -8M0015259	818
48 -8M0015189	817	48 -8M0015260	818
48 -8M0015190	817	48 -8M0015261	818
48 -8M0015191	817	48 -8M0015262	818
48 -8M0015192	817	48 -8M0015263	818
48 -8M0015193	817	48 -8M0015264	818
48 -8M0015194	817	48 -8M0015265	818
48 -8M0015195	817	48 -8M0015266	818
48 -8M0015196	817	48 -8M0015267	818
48 -8M0015197	818	48 -8M0015268	818
48 -8M0015198	818	48 -8M0015277	817
48 -8M0015199	818	48 -8M0015278	817
48 -8M0015200	818	48 -8M0015279	817
48 -8M0015201	818	48 -8M0015280	817
48 -8M0015202	818	48 -8M0015281	817
48 -8M0015203	818	48 -8M0015282	817
48 -8M0015204	818	48 -8M0015283	817
48 -8M0015205	818	48 -8M0015284	817
48 -8M0015206	818	48 -8M0015285	817
48 -8M0015207	818	48 -8M0015286	817
48 -8M0015208	818	48 -8M0015287	818
48 -8M0015217	817	48 -8M0015288	818
48 -8M0015218	817	48 -8M0015289	818
48 -8M0015219	817	48 -8M0015290	818
48 -8M0015220	817	48 -8M0015291	818
48 -8M0015221	817	48 -8M0015292	818
48 -8M0015222	817	48 -8M0015293	818
48 -8M0015223	817	48 -8M0015294	818
48 -8M0015224	817	48 -8M0015295	818
48 -8M0015225	817	48 -8M0015296	818
48 -8M0015226	817	48 -8M0015297	818
48 -8M0015227	818	48 -8M0015298	818
48 -8M0015228	818	48 -8M0015307	817
48 -8M0015229	818	48 -8M0015308	817
48 -8M0015230	818	48 -8M0015309	817
48 -8M0015231	818	48 -8M0015310	817

Part Number to Page Number Reference

48-8M0015311	817	48-8M0015382	818
48-8M0015312	817	48-8M0015383	818
48-8M0015313	817	48-8M0015384	818
48-8M0015314	817	48-8M0015385	818
48-8M0015315	817	48-8M0015386	818
48-8M0015316	817	48-8M0015387	818
48-8M0015317	818	48-8M0015388	818
48-8M0015318	818	48-8M0015397	817
48-8M0015319	818	48-8M0015398	817
48-8M0015320	818	48-8M0015399	817
48-8M0015321	818	48-8M0015400	817
48-8M0015322	818	48-8M0015401	817
48-8M0015323	818	48-8M0015402	817
48-8M0015324	818	48-8M0015403	817
48-8M0015325	818	48-8M0015404	817
48-8M0015326	818	48-8M0015405	818
48-8M0015327	818	48-8M0015406	818
48-8M0015328	818	48-8M0015407	818
48-8M0015337	817	48-8M0015408	818
48-8M0015338	817	48-8M0015409	818
48-8M0015339	817	48-8M0015410	818
48-8M0015340	817	48-8M0015411	818
48-8M0015341	817	48-8M0015412	818
48-8M0015342	817	48-8M0015413	818
48-8M0015343	817	48-8M0015414	818
48-8M0015344	817	48-8M0015415	818
48-8M0015345	818	48-8M0015416	818
48-8M0015346	818	48-8M0015417	818
48-8M0015347	818	48-8M0015418	818
48-8M0015348	818	48-8M0015427	817
48-8M0015349	818	48-8M0015428	817
48-8M0015350	818	48-8M0015429	817
48-8M0015351	818	48-8M0015430	817
48-8M0015352	818	48-8M0015431	817
48-8M0015353	818	48-8M0015432	817
48-8M0015354	818	48-8M0015433	817
48-8M0015355	818	48-8M0015434	817
48-8M0015356	818	48-8M0015435	818
48-8M0015357	818	48-8M0015436	818
48-8M0015358	818	48-8M0015437	818
48-8M0015367	817	48-8M0015438	818
48-8M0015368	817	48-8M0015439	818
48-8M0015369	817	48-8M0015440	818
48-8M0015370	817	48-8M0015441	818
48-8M0015371	817	48-8M0015442	818
48-8M0015372	817	48-8M0015443	818
48-8M0015373	817	48-8M0015444	818
48-8M0015374	817	48-8M0015445	818
48-8M0015375	818	48-8M0015446	818
48-8M0015376	818	48-8M0015447	818
48-8M0015377	818	48-8M0015448	818
48-8M0015378	818	48-8M0017089	807
48-8M0015379	818	48-8M0017090	807
48-8M0015380	818	48-8M0017091	807
48-8M0015381	818	48-8M0017092	807

Not all parts listed are available for the European, C.I.S., Africa and Middle East Markets.
 For more information, please contact your local Mercury, Mariner, MerCruiser or
 Quicksilver Office.

Part Number to Page Number Reference

48 -8M0017093	807	48 -8M0017164	808
48 -8M0017094	807	48 -8M0017165	808
48 -8M0017095	807	48 -8M0017166	808
48 -8M0017096	807	48 -8M0017167	808
48 -8M0017097	807	48 -8M0017168	808
48 -8M0017098	807	48 -8M0017169	808
48 -8M0017099	807	48 -8M0017170	808
48 -8M0017100	807	48 -8M0017179	807
48 -8M0017101	807	48 -8M0017181	807
48 -8M0017102	807	48 -8M0017182	807
48 -8M0017103	808	48 -8M0017183	807
48 -8M0017104	808	48 -8M0017184	807
48 -8M0017105	808	48 -8M0017185	807
48 -8M0017106	808	48 -8M0017186	807
48 -8M0017107	808	48 -8M0017187	807
48 -8M0017108	808	48 -8M0017188	807
48 -8M0017109	808	48 -8M0017189	807
48 -8M0017110	808	48 -8M0017190	807
48 -8M0017119	807	48 -8M0017191	807
48 -8M0017120	807	48 -8M0017192	807
48 -8M0017121	807	48 -8M0017193	808
48 -8M0017122	807	48 -8M0017194	808
48 -8M0017123	807	48 -8M0017195	808
48 -8M0017124	807	48 -8M0017196	808
48 -8M0017125	807	48 -8M0017197	808
48 -8M0017126	807	48 -8M0017198	808
48 -8M0017127	807	48 -8M0017199	808
48 -8M0017128	807	48 -8M0017200	808
48 -8M0017129	807	48 -8M0017209	807
48 -8M0017130	807	48 -8M0017210	807
48 -8M0017131	807	48 -8M0017211	807
48 -8M0017132	807	48 -8M0017212	807
48 -8M0017133	808	48 -8M0017213	807
48 -8M0017134	808	48 -8M0017214	807
48 -8M0017135	808	48 -8M0017215	807
48 -8M0017136	808	48 -8M0017216	807
48 -8M0017137	808	48 -8M0017217	807
48 -8M0017138	808	48 -8M0017218	807
48 -8M0017139	808	48 -8M0017219	807
48 -8M0017140	808	48 -8M0017220	807
48 -8M0017149	807	48 -8M0017221	807
48 -8M0017150	807	48 -8M0017222	807
48 -8M0017151	807	48 -8M0017223	808
48 -8M0017152	807	48 -8M0017224	808
48 -8M0017153	807	48 -8M0017225	808
48 -8M0017154	807	48 -8M0017226	808
48 -8M0017155	807	48 -8M0017227	808
48 -8M0017156	807	48 -8M0017228	808
48 -8M0017157	807	48 -8M0017229	808
48 -8M0017158	807	48 -8M0017230	808
48 -8M0017159	807	48 -8M0017239	807
48 -8M0017160	807	48 -8M0017240	807
48 -8M0017161	807	48 -8M0017241	807
48 -8M0017162	807	48 -8M0017242	807
48 -8M0017163	808	48 -8M0017243	807

Part Number to Page Number Reference

48-8M0017244	807	48-8M0017316	808
48-8M0017245	807	48-8M0017317	808
48-8M0017246	807	48-8M0017318	808
48-8M0017247	807	48-8M0017319	808
48-8M0017248	807	48-8M0017320	808
48-8M0017249	807	48-8M0017329	807
48-8M0017250	807	48-8M0017330	807
48-8M0017251	807	48-8M0017331	807
48-8M0017252	807	48-8M0017332	807
48-8M0017253	808	48-8M0017333	807
48-8M0017254	808	48-8M0017334	807
48-8M0017255	808	48-8M0017335	807
48-8M0017256	808	48-8M0017336	807
48-8M0017257	808	48-8M0017337	807
48-8M0017258	808	48-8M0017338	807
48-8M0017259	808	48-8M0017339	807
48-8M0017260	808	48-8M0017340	807
48-8M0017269	807	48-8M0017341	807
48-8M0017271	807	48-8M0017342	807
48-8M0017272	807	48-8M0017343	808
48-8M0017273	807	48-8M0017344	808
48-8M0017274	807	48-8M0017345	808
48-8M0017275	807	48-8M0017346	808
48-8M0017276	807	48-8M0017347	808
48-8M0017277	807	48-8M0017348	808
48-8M0017278	807	48-8M0017349	808
48-8M0017279	807	48-8M0017350	808
48-8M0017280	807	48-8M0017359	807
48-8M0017281	807	48-8M0017360	807
48-8M0017282	807	48-8M0017361	807
48-8M0017283	808	48-8M0017362	807
48-8M0017284	808	48-8M0017363	807
48-8M0017285	808	48-8M0017364	807
48-8M0017286	808	48-8M0017365	807
48-8M0017287	808	48-8M0017366	807
48-8M0017288	808	48-8M0017367	807
48-8M0017289	808	48-8M0017368	807
48-8M0017290	808	48-8M0017369	807
48-8M0017299	807	48-8M0017370	807
48-8M0017300	807	48-8M0017371	807
48-8M0017301	807	48-8M0017372	807
48-8M0017302	807	48-8M0017373	808
48-8M0017303	807	48-8M0017374	808
48-8M0017304	807	48-8M0017375	808
48-8M0017305	807	48-8M0017376	808
48-8M0017306	807	48-8M0017377	808
48-8M0017307	807	48-8M0017378	808
48-8M0017308	807	48-8M0017379	808
48-8M0017309	807	48-8M0017380	808
48-8M0017310	807	48-8M0017389	807
48-8M0017311	807	48-8M0017390	807
48-8M0017312	807	48-8M0017391	807
48-8M0017313	808	48-8M0017392	807
48-8M0017314	808	48-8M0017393	807
48-8M0017315	808	48-8M0017394	807

Part Number to Page Number Reference

48 -8M0017395	807	48 -8M0017466	808
48 -8M0017396	807	48 -8M0017467	808
48 -8M0017397	807	48 -8M0017468	808
48 -8M0017398	807	48 -8M0017469	808
48 -8M0017399	807	48 -8M0017470	808
48 -8M0017400	807	48 -8M0017479	818
48 -8M0017401	807	48 -8M0017480	818
48 -8M0017402	807	48 -8M0017481	819
48 -8M0017403	808	48 -8M0017482	819
48 -8M0017404	808	48 -8M0017483	819
48 -8M0017405	808	48 -8M0017484	819
48 -8M0017406	808	48 -8M0017485	819
48 -8M0017407	808	48 -8M0017486	819
48 -8M0017408	808	48 -8M0017487	819
48 -8M0017409	808	48 -8M0017488	819
48 -8M0017410	808	48 -8M0017489	819
48 -8M0017419	807	48 -8M0017490	819
48 -8M0017420	807	48 -8M0017491	819
48 -8M0017421	807	48 -8M0017492	819
48 -8M0017422	807	48 -8M0017493	819
48 -8M0017423	807	48 -8M0017494	819
48 -8M0017424	807	48 -8M0017495	819
48 -8M0017425	807	48 -8M0017496	819
48 -8M0017426	807	48 -8M0017497	820
48 -8M0017427	807	48 -8M0017498	820
48 -8M0017428	807	48 -8M0017499	820
48 -8M0017429	807	48 -8M0017500	820
48 -8M0017430	807	48 -8M0017509	818
48 -8M0017431	807	48 -8M0017510	818
48 -8M0017432	807	48 -8M0017511	819
48 -8M0017433	808	48 -8M0017512	819
48 -8M0017434	808	48 -8M0017513	819
48 -8M0017435	808	48 -8M0017514	819
48 -8M0017436	808	48 -8M0017515	819
48 -8M0017437	808	48 -8M0017516	819
48 -8M0017438	808	48 -8M0017517	819
48 -8M0017439	808	48 -8M0017518	819
48 -8M0017440	808	48 -8M0017519	819
48 -8M0017449	807	48 -8M0017520	819
48 -8M0017450	807	48 -8M0017521	819
48 -8M0017451	807	48 -8M0017522	819
48 -8M0017452	807	48 -8M0017523	819
48 -8M0017453	807	48 -8M0017524	819
48 -8M0017454	807	48 -8M0017525	819
48 -8M0017455	807	48 -8M0017526	819
48 -8M0017456	807	48 -8M0017527	820
48 -8M0017457	807	48 -8M0017528	820
48 -8M0017458	807	48 -8M0017529	820
48 -8M0017459	807	48 -8M0017530	820
48 -8M0017460	807	48 -8M0017539	818
48 -8M0017461	807	48 -8M0017540	818
48 -8M0017462	807	48 -8M0017541	819
48 -8M0017463	808	48 -8M0017542	819
48 -8M0017464	808	48 -8M0017543	819
48 -8M0017465	808	48 -8M0017544	819

Part Number to Page Number Reference

48 -8M0017545	819	48 -8M0017616	819
48 -8M0017546	819	48 -8M0017617	820
48 -8M0017547	819	48 -8M0017618	820
48 -8M0017548	819	48 -8M0017619	820
48 -8M0017549	819	48 -8M0017620	820
48 -8M0017550	819	48 -8M0017629	819
48 -8M0017551	819	48 -8M0017630	819
48 -8M0017552	819	48 -8M0017631	819
48 -8M0017553	819	48 -8M0017632	819
48 -8M0017554	819	48 -8M0017633	819
48 -8M0017555	819	48 -8M0017634	819
48 -8M0017556	819	48 -8M0017635	819
48 -8M0017557	820	48 -8M0017636	819
48 -8M0017558	820	48 -8M0017637	819
48 -8M0017559	820	48 -8M0017638	819
48 -8M0017560	820	48 -8M0017639	819
48 -8M0017569	818	48 -8M0017640	819
48 -8M0017570	818	48 -8M0017641	819
48 -8M0017571	819	48 -8M0017642	819
48 -8M0017572	819	48 -8M0017643	819
48 -8M0017573	819	48 -8M0017644	819
48 -8M0017574	819	48 -8M0017645	819
48 -8M0017575	819	48 -8M0017646	819
48 -8M0017576	819	48 -8M0017647	820
48 -8M0017577	819	48 -8M0017648	820
48 -8M0017578	819	48 -8M0017649	820
48 -8M0017579	819	48 -8M0017650	820
48 -8M0017580	819	48 -8M0017659	819
48 -8M0017581	819	48 -8M0017660	819
48 -8M0017582	819	48 -8M0017661	819
48 -8M0017583	819	48 -8M0017662	819
48 -8M0017584	819	48 -8M0017663	819
48 -8M0017585	819	48 -8M0017664	819
48 -8M0017586	819	48 -8M0017665	819
48 -8M0017587	820	48 -8M0017666	819
48 -8M0017588	820	48 -8M0017667	819
48 -8M0017589	820	48 -8M0017668	819
48 -8M0017590	820	48 -8M0017669	819
48 -8M0017599	818	48 -8M0017670	819
48 -8M0017600	818	48 -8M0017671	819
48 -8M0017601	819	48 -8M0017672	819
48 -8M0017602	819	48 -8M0017673	819
48 -8M0017603	819	48 -8M0017674	819
48 -8M0017604	819	48 -8M0017675	819
48 -8M0017605	819	48 -8M0017676	819
48 -8M0017606	819	48 -8M0017677	820
48 -8M0017607	819	48 -8M0017678	820
48 -8M0017608	819	48 -8M0017679	820
48 -8M0017609	819	48 -8M0017680	820
48 -8M0017610	819	48 -8M0017689	819
48 -8M0017611	819	48 -8M0017690	819
48 -8M0017612	819	48 -8M0017691	819
48 -8M0017613	819	48 -8M0017692	819
48 -8M0017614	819	48 -8M0017693	819
48 -8M0017615	819	48 -8M0017694	819

**Not all parts listed are available for the European, C.I.S., Africa and Middle East Markets.
For more information, please contact your local Mercury, Mariner, MerCruiser or
Quicksilver Office.**

Part Number to Page Number Reference

48 -8M0017695	819	48 -8M0017766	820
48 -8M0017696	819	48 -8M0017767	820
48 -8M0017697	819	48 -8M0017768	820
48 -8M0017698	819	48 -8M0017769	820
48 -8M0017699	819	48 -8M0017770	820
48 -8M0017700	819	48 -8M0017779	819
48 -8M0017701	819	48 -8M0017780	819
48 -8M0017702	819	48 -8M0017781	819
48 -8M0017703	819	48 -8M0017782	819
48 -8M0017704	819	48 -8M0017783	819
48 -8M0017705	819	48 -8M0017784	819
48 -8M0017706	819	48 -8M0017785	819
48 -8M0017707	820	48 -8M0017786	819
48 -8M0017708	820	48 -8M0017787	819
48 -8M0017709	820	48 -8M0017788	819
48 -8M0017710	820	48 -8M0017789	819
48 -8M0017719	819	48 -8M0017790	819
48 -8M0017720	819	48 -8M0017791	819
48 -8M0017721	819	48 -8M0017792	819
48 -8M0017722	819	48 -8M0017793	819
48 -8M0017723	819	48 -8M0017794	819
48 -8M0017724	819	48 -8M0017795	820
48 -8M0017725	819	48 -8M0017796	820
48 -8M0017726	819	48 -8M0017797	820
48 -8M0017727	819	48 -8M0017798	820
48 -8M0017728	819	48 -8M0017799	820
48 -8M0017729	819	48 -8M0017800	820
48 -8M0017730	819	48 -8M0017809	819
48 -8M0017731	819	48 -8M0017810	819
48 -8M0017732	819	48 -8M0017811	819
48 -8M0017733	819	48 -8M0017812	819
48 -8M0017734	819	48 -8M0017813	819
48 -8M0017735	819	48 -8M0017814	819
48 -8M0017736	819	48 -8M0017815	819
48 -8M0017737	820	48 -8M0017816	819
48 -8M0017738	820	48 -8M0017817	819
48 -8M0017739	820	48 -8M0017818	819
48 -8M0017740	820	48 -8M0017819	819
48 -8M0017749	819	48 -8M0017820	819
48 -8M0017750	819	48 -8M0017821	819
48 -8M0017751	819	48 -8M0017822	819
48 -8M0017752	819	48 -8M0017823	819
48 -8M0017753	819	48 -8M0017824	819
48 -8M0017754	819	48 -8M0017825	820
48 -8M0017755	819	48 -8M0017826	820
48 -8M0017756	819	48 -8M0017827	820
48 -8M0017757	819	48 -8M0017828	820
48 -8M0017758	819	48 -8M0017829	820
48 -8M0017759	819	48 -8M0017830	820
48 -8M0017760	819	48 -8M0017839	819
48 -8M0017761	819	48 -8M0017840	819
48 -8M0017762	819	48 -8M0017841	819
48 -8M0017763	819	48 -8M0017842	819
48 -8M0017764	819	48 -8M0017843	819
48 -8M0017765	820	48 -8M0017844	819

Part Number to Page Number Reference

48 -8M0017845	819	48 -8M0018306	809
48 -8M0017846	819	48 -8M0018307	809
48 -8M0017847	819	48 -8M0018308	809
48 -8M0017848	819	48 -8M0018309	809
48 -8M0017849	819	48 -8M0018310	809
48 -8M0017850	819	48 -8M0018319	808
48 -8M0017851	819	48 -8M0018320	808
48 -8M0017852	819	48 -8M0018321	808
48 -8M0017853	819	48 -8M0018322	808
48 -8M0017854	819	48 -8M0018323	808
48 -8M0017855	820	48 -8M0018324	808
48 -8M0017856	820	48 -8M0018325	808
48 -8M0017857	820	48 -8M0018326	808
48 -8M0017858	820	48 -8M0018327	809
48 -8M0017859	820	48 -8M0018328	809
48 -8M0017860	820	48 -8M0018329	809
48 -8M0018259	808	48 -8M0018330	809
48 -8M0018260	808	48 -8M0018331	809
48 -8M0018261	808	48 -8M0018332	809
48 -8M0018262	808	48 -8M0018333	809
48 -8M0018263	808	48 -8M0018334	809
48 -8M0018264	808	48 -8M0018335	809
48 -8M0018265	808	48 -8M0018336	809
48 -8M0018266	808	48 -8M0018337	809
48 -8M0018267	809	48 -8M0018338	809
48 -8M0018268	809	48 -8M0018339	809
48 -8M0018269	809	48 -8M0018340	809
48 -8M0018270	809	48 -8M0018349	808
48 -8M0018271	809	48 -8M0018350	808
48 -8M0018272	809	48 -8M0018351	808
48 -8M0018273	809	48 -8M0018352	808
48 -8M0018274	809	48 -8M0018353	808
48 -8M0018275	809	48 -8M0018354	808
48 -8M0018276	809	48 -8M0018355	808
48 -8M0018277	809	48 -8M0018356	808
48 -8M0018278	809	48 -8M0018357	809
48 -8M0018279	809	48 -8M0018358	809
48 -8M0018280	809	48 -8M0018359	809
48 -8M0018289	808	48 -8M0018360	809
48 -8M0018290	808	48 -8M0018361	809
48 -8M0018291	808	48 -8M0018362	809
48 -8M0018292	808	48 -8M0018363	809
48 -8M0018293	808	48 -8M0018364	809
48 -8M0018294	808	48 -8M0018365	809
48 -8M0018295	808	48 -8M0018366	809
48 -8M0018296	808	48 -8M0018367	809
48 -8M0018297	809	48 -8M0018368	809
48 -8M0018298	809	48 -8M0018369	809
48 -8M0018299	809	48 -8M0018370	809
48 -8M0018300	809	48 -8M0018379	808
48 -8M0018301	809	48 -8M0018380	808
48 -8M0018302	809	48 -8M0018381	808
48 -8M0018303	809	48 -8M0018382	808
48 -8M0018304	809	48 -8M0018383	808
48 -8M0018305	809	48 -8M0018384	808

Not all parts listed are available for the European, C.I.S., Africa and Middle East Markets.
 For more information, please contact your local Mercury, Mariner, MerCruiser or
 Quicksilver Office.

Part Number to Page Number Reference

48 -8M0018385	808	48 -8M0018456	809
48 -8M0018386	808	48 -8M0018457	809
48 -8M0018387	809	48 -8M0018458	809
48 -8M0018388	809	48 -8M0018459	809
48 -8M0018389	809	48 -8M0018460	809
48 -8M0018390	809	48 -8M0018469	808
48 -8M0018391	809	48 -8M0018470	808
48 -8M0018392	809	48 -8M0018471	808
48 -8M0018393	809	48 -8M0018472	808
48 -8M0018394	809	48 -8M0018473	808
48 -8M0018395	809	48 -8M0018474	808
48 -8M0018396	809	48 -8M0018475	808
48 -8M0018397	809	48 -8M0018476	808
48 -8M0018398	809	48 -8M0018477	809
48 -8M0018399	809	48 -8M0018478	809
48 -8M0018400	809	48 -8M0018479	809
48 -8M0018409	808	48 -8M0018480	809
48 -8M0018410	808	48 -8M0018481	809
48 -8M0018411	808	48 -8M0018482	809
48 -8M0018412	808	48 -8M0018483	809
48 -8M0018413	808	48 -8M0018484	809
48 -8M0018414	808	48 -8M0018485	809
48 -8M0018415	808	48 -8M0018486	809
48 -8M0018416	808	48 -8M0018487	809
48 -8M0018417	809	48 -8M0018488	809
48 -8M0018418	809	48 -8M0018489	809
48 -8M0018419	809	48 -8M0018490	809
48 -8M0018420	809	48 -8M0018499	808
48 -8M0018421	809	48 -8M0018500	808
48 -8M0018422	809	48 -8M0018501	808
48 -8M0018423	809	48 -8M0018502	808
48 -8M0018424	809	48 -8M0018503	808
48 -8M0018425	809	48 -8M0018504	808
48 -8M0018426	809	48 -8M0018505	809
48 -8M0018427	809	48 -8M0018506	809
48 -8M0018428	809	48 -8M0018507	809
48 -8M0018429	809	48 -8M0018508	809
48 -8M0018430	809	48 -8M0018509	809
48 -8M0018439	808	48 -8M0018510	809
48 -8M0018440	808	48 -8M0018511	809
48 -8M0018441	808	48 -8M0018512	809
48 -8M0018442	808	48 -8M0018513	809
48 -8M0018443	808	48 -8M0018514	809
48 -8M0018444	808	48 -8M0018515	809
48 -8M0018445	808	48 -8M0018516	809
48 -8M0018446	808	48 -8M0018517	809
48 -8M0018447	809	48 -8M0018518	809
48 -8M0018448	809	48 -8M0018519	809
48 -8M0018449	809	48 -8M0018520	809
48 -8M0018450	809	48 -8M0018529	808
48 -8M0018451	809	48 -8M0018530	808
48 -8M0018452	809	48 -8M0018531	808
48 -8M0018453	809	48 -8M0018532	808
48 -8M0018454	809	48 -8M0018533	808
48 -8M0018455	809	48 -8M0018534	808

Part Number to Page Number Reference

48-8M0018535	809	48-8M0018606	809
48-8M0018536	809	48-8M0018607	809
48-8M0018537	809	48-8M0018608	809
48-8M0018538	809	48-8M0018609	809
48-8M0018539	809	48-8M0018610	809
48-8M0018540	809	48-8M0018619	808
48-8M0018541	809	48-8M0018620	808
48-8M0018542	809	48-8M0018621	808
48-8M0018543	809	48-8M0018622	808
48-8M0018544	809	48-8M0018623	808
48-8M0018545	809	48-8M0018624	808
48-8M0018546	809	48-8M0018625	809
48-8M0018547	809	48-8M0018626	809
48-8M0018548	809	48-8M0018627	809
48-8M0018549	809	48-8M0018628	809
48-8M0018550	809	48-8M0018629	809
48-8M0018559	808	48-8M0018630	809
48-8M0018560	808	48-8M0018631	809
48-8M0018561	808	48-8M0018632	809
48-8M0018562	808	48-8M0018633	809
48-8M0018563	808	48-8M0018634	809
48-8M0018564	808	48-8M0018635	809
48-8M0018565	809	48-8M0018636	809
48-8M0018566	809	48-8M0018637	809
48-8M0018567	809	48-8M0018638	809
48-8M0018568	809	48-8M0018639	809
48-8M0018569	809	48-8M0018640	809
48-8M0018570	809	48-8M0018649	820
48-8M0018571	809	48-8M0018650	820
48-8M0018572	809	48-8M0018651	820
48-8M0018573	809	48-8M0018652	820
48-8M0018574	809	48-8M0018653	820
48-8M0018575	809	48-8M0018654	820
48-8M0018576	809	48-8M0018655	820
48-8M0018577	809	48-8M0018656	820
48-8M0018578	809	48-8M0018657	820
48-8M0018579	809	48-8M0018658	820
48-8M0018580	809	48-8M0018659	820
48-8M0018589	808	48-8M0018660	820
48-8M0018590	808	48-8M0018661	821
48-8M0018591	808	48-8M0018662	821
48-8M0018592	808	48-8M0018663	821
48-8M0018593	808	48-8M0018664	821
48-8M0018594	808	48-8M0018665	821
48-8M0018595	809	48-8M0018666	821
48-8M0018596	809	48-8M0018667	821
48-8M0018597	809	48-8M0018668	821
48-8M0018598	809	48-8M0018669	821
48-8M0018599	809	48-8M0018670	821
48-8M0018600	809	48-8M0018679	820
48-8M0018601	809	48-8M0018680	820
48-8M0018602	809	48-8M0018681	820
48-8M0018603	809	48-8M0018682	820
48-8M0018604	809	48-8M0018683	820
48-8M0018605	809	48-8M0018684	820

**Not all parts listed are available for the European, C.I.S., Africa and Middle East Markets.
For more information, please contact your local Mercury, Mariner, MerCruiser or
Quicksilver Office.**

Part Number to Page Number Reference

48 -8M0018685	820	48 -8M0018756	821
48 -8M0018686	820	48 -8M0018757	821
48 -8M0018687	820	48 -8M0018758	821
48 -8M0018688	820	48 -8M0018759	821
48 -8M0018689	820	48 -8M0018760	821
48 -8M0018690	820	48 -8M0018769	820
48 -8M0018691	821	48 -8M0018770	820
48 -8M0018692	821	48 -8M0018771	820
48 -8M0018693	821	48 -8M0018772	820
48 -8M0018694	821	48 -8M0018773	820
48 -8M0018695	821	48 -8M0018774	820
48 -8M0018696	821	48 -8M0018775	820
48 -8M0018697	821	48 -8M0018776	820
48 -8M0018698	821	48 -8M0018777	820
48 -8M0018699	821	48 -8M0018778	820
48 -8M0018700	821	48 -8M0018779	820
48 -8M0018709	820	48 -8M0018780	820
48 -8M0018710	820	48 -8M0018781	821
48 -8M0018711	820	48 -8M0018782	821
48 -8M0018712	820	48 -8M0018783	821
48 -8M0018713	820	48 -8M0018784	821
48 -8M0018714	820	48 -8M0018785	821
48 -8M0018715	820	48 -8M0018786	821
48 -8M0018716	820	48 -8M0018787	821
48 -8M0018717	820	48 -8M0018788	821
48 -8M0018718	820	48 -8M0018789	821
48 -8M0018719	820	48 -8M0018790	821
48 -8M0018720	820	48 -8M0018799	820
48 -8M0018721	821	48 -8M0018800	820
48 -8M0018722	821	48 -8M0018801	820
48 -8M0018723	821	48 -8M0018802	820
48 -8M0018724	821	48 -8M0018803	820
48 -8M0018725	821	48 -8M0018804	820
48 -8M0018726	821	48 -8M0018805	820
48 -8M0018727	821	48 -8M0018806	820
48 -8M0018728	821	48 -8M0018807	820
48 -8M0018729	821	48 -8M0018808	820
48 -8M0018730	821	48 -8M0018809	820
48 -8M0018739	820	48 -8M0018810	820
48 -8M0018740	820	48 -8M0018811	821
48 -8M0018741	820	48 -8M0018812	821
48 -8M0018742	820	48 -8M0018813	821
48 -8M0018743	820	48 -8M0018814	821
48 -8M0018744	820	48 -8M0018815	821
48 -8M0018745	820	48 -8M0018816	821
48 -8M0018746	820	48 -8M0018817	821
48 -8M0018747	820	48 -8M0018818	821
48 -8M0018748	820	48 -8M0018819	821
48 -8M0018749	820	48 -8M0018820	821
48 -8M0018750	820	48 -8M0018829	820
48 -8M0018751	821	48 -8M0018830	820
48 -8M0018752	821	48 -8M0018831	820
48 -8M0018753	821	48 -8M0018832	820
48 -8M0018754	821	48 -8M0018833	820
48 -8M0018755	821	48 -8M0018834	820

Part Number to Page Number Reference

48-8M0018835	820	48-8M0018906	821
48-8M0018836	820	48-8M0018907	821
48-8M0018837	820	48-8M0018908	821
48-8M0018838	820	48-8M0018909	821
48-8M0018839	821	48-8M0018910	821
48-8M0018840	821	48-8M0018919	820
48-8M0018841	821	48-8M0018920	820
48-8M0018842	821	48-8M0018921	820
48-8M0018843	821	48-8M0018922	820
48-8M0018844	821	48-8M0018923	820
48-8M0018845	821	48-8M0018924	820
48-8M0018846	821	48-8M0018925	820
48-8M0018847	821	48-8M0018926	820
48-8M0018848	821	48-8M0018927	820
48-8M0018849	821	48-8M0018928	820
48-8M0018850	821	48-8M0018929	821
48-8M0018859	820	48-8M0018930	821
48-8M0018860	820	48-8M0018931	821
48-8M0018861	820	48-8M0018932	821
48-8M0018862	820	48-8M0018933	821
48-8M0018863	820	48-8M0018934	821
48-8M0018864	820	48-8M0018935	821
48-8M0018865	820	48-8M0018936	821
48-8M0018866	820	48-8M0018937	821
48-8M0018867	820	48-8M0018938	821
48-8M0018868	820	48-8M0018939	821
48-8M0018869	821	48-8M0018940	821
48-8M0018870	821	48-8M0018949	820
48-8M0018871	821	48-8M0018950	820
48-8M0018872	821	48-8M0018951	820
48-8M0018873	821	48-8M0018952	820
48-8M0018874	821	48-8M0018953	820
48-8M0018875	821	48-8M0018954	820
48-8M0018876	821	48-8M0018955	820
48-8M0018877	821	48-8M0018956	820
48-8M0018878	821	48-8M0018957	820
48-8M0018879	821	48-8M0018958	820
48-8M0018880	821	48-8M0018959	821
48-8M0018889	820	48-8M0018960	821
48-8M0018890	820	48-8M0018961	821
48-8M0018891	820	48-8M0018962	821
48-8M0018892	820	48-8M0018963	821
48-8M0018893	820	48-8M0018964	821
48-8M0018894	820	48-8M0018965	821
48-8M0018895	820	48-8M0018966	821
48-8M0018896	820	48-8M0018967	821
48-8M0018897	820	48-8M0018968	821
48-8M0018898	820	48-8M0018969	821
48-8M0018899	821	48-8M0018970	821
48-8M0018900	821	48-8M0018979	820
48-8M0018901	821	48-8M0018980	820
48-8M0018902	821	48-8M0018981	820
48-8M0018903	821	48-8M0018982	820
48-8M0018904	821	48-8M0018983	820
48-8M0018905	821	48-8M0018984	820

Part Number to Page Number Reference

48 -8M0018985	820	22 -8M0031467	520
48 -8M0018986	820	22 -8M0031539	520
48 -8M0018987	820	57 -8M0031641	246
48 -8M0018988	820	8M0032454	394, 414
48 -8M0018989	821	32 -8M0032520	519, 641
48 -8M0018990	821	32 -8M0032530	519, 641
48 -8M0018991	821	32 -8M0032547	519, 641
48 -8M0018992	821	32 -8M0032630	519, 641
48 -8M0018993	821	35 -8M0032639	84
48 -8M0018994	821	35 -8M0032640	84
48 -8M0018995	821	10 -8M0032860	67, 68
48 -8M0018996	821	22 -8M0033226	520
48 -8M0018997	821	37 -8M0035724	602
48 -8M0018998	821	91 -8M0036608	218
48 -8M0018999	821	8M0037021	217
48 -8M0019000	821	10 -8M0038370	67, 68
48 -8M0019009	820	32 -8M0038468	75
48 -8M0019010	820	32 -8M0038500	75, 312, 316, 328, 331, 335, 339, 343
48 -8M0019011	820	32 -8M0038563	75, 312, 316, 328, 331, 335, 339, 343, 346, 350
48 -8M0019012	820	8M0038928	218
48 -8M0019013	820	48 -8M0040396	762
48 -8M0019014	820	48 -8M0040397	762
48 -8M0019015	820	48 -8M0040398	762
48 -8M0019016	820	48 -8M0040399	762
48 -8M0019017	820	48 -8M0040400	762
48 -8M0019018	820	48 -8M0040401	762
48 -8M0019019	821	48 -8M0040402	762
48 -8M0019020	821	48 -8M0040403	762
48 -8M0019021	821	48 -8M0040404	762
48 -8M0019022	821	48 -8M0040405	762
48 -8M0019023	821	48 -8M0040406	762
48 -8M0019024	821	48 -8M0040407	762
48 -8M0019025	821	48 -8M0040408	762
48 -8M0019026	821	48 -8M0040409	762
48 -8M0019027	821	22 -8M0041173	649
48 -8M0019028	821	8M0041425	352
48 -8M0019029	821	8M0041428	352
48 -8M0019030	821	77 -8M0041671	530
91 -8M0026088	931	77 -8M0041674	530
8M0026098	673	77 -8M0041718	530
57 -8M0026410	245	77 -8M0041733	530
10 -8M0028080	66, 68	77 -8M0041734	530
48 -8M0029395	802	77 -8M0041757	530
48 -8M0029396	802	8M0042130	902-904, 922
8M0030272	347, 351	87 -8M0042301	30
8M0030499	476	12 -8M0042329	904
8M0030501	475	84 -8M0042976	614
8M0030550	310, 313, 318, 320, 322, 324, 326, 329, 332, 336, 340, 479	37 -8M0043699	240
8M0030551	480	37 -8M0043700	240
48 -8M0030773	794	37 -8M0043701	240
48 -8M0030782	794	37 -8M0043702	240
48 -8M0030819	794	37 -8M0043703	240
48 -8M0030820	794	37 -8M0043705	240
8M0031424	321, 323, 325	37 -8M0043706	240
		37 -8M0043707	240

Part Number to Page Number Reference

8M0044575	242	84 -8M0048043	572, 604
8M0044576	242	84 -8M0048044	572, 604
22 -8M0045175	127-129	84 -8M0048045	572, 604
57 -8M0045227	257	84 -8M0048046	572, 604
1200-8M0045691 312, 316, 319, 321, 323, 325, 328, 331, 335, 339, 343		84 -8M0048047	572, 604
1200-8M0045692	318, 319, 321, 323, 325	84 -8M0048048	572, 604
84 -8M0045743	618	84 -8M0048049	572, 604
57 -8M0045986	257	84 -8M0048054	572, 604
8M0045990	257	84 -8M0048055	572, 604
33 -8M0046007	118, 120	84 -8M0048056	572, 604
37 -8M0046011	240	84 -8M0048057	572, 604
62 -8M0046025	941	84 -8M0048058	572, 604
62 -8M0046027	943	84 -8M0048059	572, 604
62 -8M0046028	943	62 -8M0048438	951
8M0046250	502, 509	48 -8M0049063	794
8M0046339	550, 601	48 -8M0049064	794
12 -8M0046466	924	48 -8M0049065	794
8M0046481	572, 604	48 -8M0049066	794
1656-8M0046682	199	48 -8M0049067	794
1656-8M0046683	200	48 -8M0049068	794
1656-8M0046733	199	48 -8M0049069	794
1656-8M0046735	199	48 -8M0049070	794
1656-8M0046738	199	48 -8M0049071	794
35 -8M0046752	253	48 -8M0049072	794
1656-8M0046831	199	48 -8M0049073	794
32 -8M0046914	347, 351, 637	48 -8M0049074	794
32 -8M0046915	637	48 -8M0049075	794
32 -8M0046916	637	48 -8M0049076	794
32 -8M0046917	637	48 -8M0049077	794
32 -8M0046918	637	48 -8M0049078	794
32 -8M0046919	637	48 -8M0049079	795
32 -8M0046920	637	48 -8M0049080	795
32 -8M0046921	637	48 -8M0049081	795
32 -8M0046922	637	48 -8M0049082	795
32 -8M0046923	637	48 -8M0049083	795
32 -8M0046924	637	48 -8M0049084	795
32 -8M0046925	638	48 -8M0049085	795
32 -8M0046926	638	48 -8M0049086	795
32 -8M0046927	638	48 -8M0049087	795
32 -8M0046928	347, 638	48 -8M0049088	795
32 -8M0046929	638	48 -8M0049089	795
32 -8M0046930	638	48 -8M0049090	795
32 -8M0046931	351, 638	48 -8M0049091	795
32 -8M0046932	638	48 -8M0049092	795
8M0047148	904	48 -8M0049093	794
1200-8M0047598	318, 319, 321, 323, 325	48 -8M0049094	794
1200-8M0047599	73	48 -8M0049095	794
1200-8M0047603	73, 328, 331	48 -8M0049096	794
1200-8M0047607	72, 328, 331	48 -8M0049097	794
84 -8M0047753	517	48 -8M0049098	794
84 -8M0047754	517	48 -8M0049099	794
84 -8M0047755	517	48 -8M0049100	794
84 -8M0047784	611	48 -8M0049101	794
8M0047848	257	48 -8M0049102	794
84 -8M0048040	572, 604	48 -8M0049103	794

Part Number to Page Number Reference

48 -8M0049104	794	48 -8M0049159	794
48 -8M0049105	794	48 -8M0049160	794
48 -8M0049106	794	48 -8M0049161	794
48 -8M0049107	794	48 -8M0049162	794
48 -8M0049108	794	48 -8M0049163	794
48 -8M0049109	795	48 -8M0049164	794
48 -8M0049110	795	48 -8M0049165	794
48 -8M0049111	795	48 -8M0049166	794
48 -8M0049112	795	48 -8M0049167	795
48 -8M0049113	795	48 -8M0049168	795
48 -8M0049114	795	48 -8M0049169	795
48 -8M0049115	795	48 -8M0049170	795
48 -8M0049116	795	48 -8M0049171	795
48 -8M0049117	795	48 -8M0049172	795
48 -8M0049118	795	48 -8M0049173	795
48 -8M0049119	795	48 -8M0049174	795
48 -8M0049120	795	48 -8M0049175	795
48 -8M0049121	795	48 -8M0049176	795
48 -8M0049122	795	48 -8M0049177	795
48 -8M0049123	794	48 -8M0049178	795
48 -8M0049124	794	48 -8M0049179	795
48 -8M0049125	794	48 -8M0049180	795
48 -8M0049126	794	48 -8M0049181	795
48 -8M0049127	794	48 -8M0049182	795
48 -8M0049128	794	48 -8M0049183	794
48 -8M0049129	794	48 -8M0049184	794
48 -8M0049130	794	48 -8M0049185	794
48 -8M0049131	794	48 -8M0049186	794
48 -8M0049132	794	48 -8M0049187	794
48 -8M0049133	794	48 -8M0049188	794
48 -8M0049134	794	48 -8M0049189	794
48 -8M0049135	794	48 -8M0049190	794
48 -8M0049136	794	48 -8M0049191	794
48 -8M0049137	795	48 -8M0049192	794
48 -8M0049138	795	48 -8M0049193	794
48 -8M0049139	795	48 -8M0049194	794
48 -8M0049140	795	48 -8M0049195	794
48 -8M0049141	795	48 -8M0049196	794
48 -8M0049142	795, 797	48 -8M0049197	795
48 -8M0049143	795	48 -8M0049198	795
48 -8M0049144	795	48 -8M0049199	795
48 -8M0049145	795	48 -8M0049200	795
48 -8M0049146	795	48 -8M0049201	795
48 -8M0049147	795	48 -8M0049202	795
48 -8M0049148	795	48 -8M0049203	795
48 -8M0049149	795	48 -8M0049204	795
48 -8M0049150	795	48 -8M0049205	795
48 -8M0049151	795	48 -8M0049206	795
48 -8M0049152	795	48 -8M0049207	795
48 -8M0049153	794	48 -8M0049208	795
48 -8M0049154	794	48 -8M0049209	795
48 -8M0049155	794	48 -8M0049210	795
48 -8M0049156	794	48 -8M0049211	795
48 -8M0049157	794	48 -8M0049212	795
48 -8M0049158	794	48 -8M0049213	794

Part Number to Page Number Reference

48-8M0049214	794	48-8M0049269	795
48-8M0049215	794	48-8M0049270	795
48-8M0049216	794	48-8M0049271	795
48-8M0049217	794	48-8M0049272	795
48-8M0049218	794	48-8M0049273	794
48-8M0049219	794	48-8M0049274	794
48-8M0049220	794	48-8M0049275	794
48-8M0049221	794	48-8M0049276	794
48-8M0049222	794	48-8M0049277	794
48-8M0049223	794	48-8M0049278	794
48-8M0049224	794	48-8M0049279	794
48-8M0049225	794	48-8M0049280	794
48-8M0049226	794	48-8M0049281	794
48-8M0049227	795	48-8M0049282	794
48-8M0049228	795	48-8M0049283	794
48-8M0049229	795	48-8M0049284	794
48-8M0049230	795	48-8M0049285	794
48-8M0049231	795	48-8M0049286	794
48-8M0049232	795	48-8M0049287	795
48-8M0049233	795	48-8M0049288	795
48-8M0049234	795	48-8M0049289	795
48-8M0049235	795	48-8M0049290	795
48-8M0049236	795	48-8M0049291	795
48-8M0049237	795	48-8M0049292	795
48-8M0049238	795	48-8M0049293	795
48-8M0049239	795	48-8M0049294	795
48-8M0049240	795	48-8M0049295	795
48-8M0049241	795	48-8M0049296	795
48-8M0049242	795	48-8M0049297	795
48-8M0049243	794	48-8M0049298	795
48-8M0049244	794	48-8M0049299	795
48-8M0049245	794	48-8M0049300	795
48-8M0049246	794	48-8M0049301	795
48-8M0049247	794	48-8M0049302	795
48-8M0049248	794	48-8M0049303	794
48-8M0049249	794	48-8M0049304	794
48-8M0049250	794	48-8M0049305	794
48-8M0049251	794	48-8M0049306	794
48-8M0049252	794	48-8M0049307	794
48-8M0049253	794	48-8M0049308	794
48-8M0049254	794	48-8M0049309	794
48-8M0049255	794	48-8M0049310	794
48-8M0049256	794	48-8M0049311	794
48-8M0049257	795	48-8M0049312	794
48-8M0049258	795	48-8M0049313	794
48-8M0049259	795	48-8M0049314	794
48-8M0049260	795	48-8M0049315	794
48-8M0049261	795	48-8M0049316	794
48-8M0049262	795	48-8M0049317	795
48-8M0049263	795	48-8M0049318	795
48-8M0049264	795	48-8M0049319	795
48-8M0049265	795	48-8M0049320	795
48-8M0049266	795	48-8M0049321	795
48-8M0049267	795	48-8M0049322	795
48-8M0049268	795	48-8M0049323	795

Not all parts listed are available for the European, C.I.S., Africa and Middle East Markets.
 For more information, please contact your local Mercury, Mariner, MerCruiser or
 Quicksilver Office.

Part Number to Page Number Reference

48 -8M0049324	795	48 -8M0049379	801
48 -8M0049325	795	48 -8M0049380	801
48 -8M0049326	795	48 -8M0049381	802
48 -8M0049327	795	48 -8M0049382	802
48 -8M0049328	795	48 -8M0049383	802
48 -8M0049329	795	48 -8M0049384	802
48 -8M0049330	795	48 -8M0049385	802
48 -8M0049331	795	48 -8M0049386	802
48 -8M0049332	795	48 -8M0049387	802
48 -8M0049333	801	48 -8M0049388	802
48 -8M0049334	801	48 -8M0049389	802
48 -8M0049335	801	48 -8M0049390	802
48 -8M0049336	801	48 -8M0049391	802
48 -8M0049337	801	48 -8M0049392	802
48 -8M0049338	801	48 -8M0049393	802
48 -8M0049339	802	48 -8M0049394	802
48 -8M0049340	802	48 -8M0049395	802
48 -8M0049341	802	48 -8M0049396	802
48 -8M0049342	802	48 -8M0049397	802
48 -8M0049343	802	48 -8M0049398	802
48 -8M0049344	802	48 -8M0049399	801
48 -8M0049345	802	48 -8M0049400	801
48 -8M0049346	802	48 -8M0049401	801
48 -8M0049347	802	48 -8M0049402	801
48 -8M0049348	802	48 -8M0049403	802
48 -8M0049349	802	48 -8M0049404	802
48 -8M0049350	802	48 -8M0049405	802
48 -8M0049351	802	48 -8M0049406	802
48 -8M0049352	802	48 -8M0049407	802
48 -8M0049353	802	48 -8M0049408	802
48 -8M0049354	802	48 -8M0049409	802
48 -8M0049355	801	48 -8M0049410	802
48 -8M0049356	801	48 -8M0049411	802
48 -8M0049357	801	48 -8M0049412	802
48 -8M0049358	801	48 -8M0049413	802
48 -8M0049359	802	48 -8M0049414	802
48 -8M0049360	802	48 -8M0049415	802
48 -8M0049361	802	48 -8M0049416	802
48 -8M0049362	802	48 -8M0049417	802
48 -8M0049363	802	48 -8M0049418	802
48 -8M0049364	802	48 -8M0049419	802
48 -8M0049365	802	48 -8M0049420	802
48 -8M0049366	802	48 -8M0049421	801
48 -8M0049367	802	48 -8M0049422	801
48 -8M0049368	802	48 -8M0049423	801
48 -8M0049369	802	48 -8M0049424	801
48 -8M0049370	802	48 -8M0049425	802
48 -8M0049371	802	48 -8M0049426	802
48 -8M0049372	802	48 -8M0049427	802
48 -8M0049373	802	48 -8M0049428	802
48 -8M0049374	802	48 -8M0049429	802
48 -8M0049375	802	48 -8M0049430	802
48 -8M0049376	802	48 -8M0049431	802
48 -8M0049377	801	48 -8M0049432	802
48 -8M0049378	801	48 -8M0049433	802

Part Number to Page Number Reference

48-8M0049434	802	48-8M0049489	801
48-8M0049435	802	48-8M0049490	801
48-8M0049436	802	48-8M0049491	802
48-8M0049437	802	48-8M0049492	802
48-8M0049438	802	48-8M0049493	802
48-8M0049439	802	48-8M0049494	802
48-8M0049440	802	48-8M0049495	802
48-8M0049441	802	48-8M0049496	802
48-8M0049442	802	48-8M0049497	802
48-8M0049443	801	48-8M0049498	802
48-8M0049444	801	48-8M0049499	802
48-8M0049445	801	48-8M0049500	802
48-8M0049446	801	48-8M0049501	802
48-8M0049447	802	48-8M0049502	802
48-8M0049448	802	48-8M0049503	802
48-8M0049449	802	48-8M0049504	802
48-8M0049450	802	48-8M0049505	802
48-8M0049451	802	48-8M0049506	802
48-8M0049452	802	48-8M0049507	802
48-8M0049453	802	48-8M0049508	802
48-8M0049454	802	48-8M0049509	801
48-8M0049455	802	48-8M0049510	801
48-8M0049456	802	48-8M0049511	801
48-8M0049457	802	48-8M0049512	801
48-8M0049458	802	48-8M0049513	802
48-8M0049459	802	48-8M0049514	802
48-8M0049460	802	48-8M0049515	802
48-8M0049461	802	48-8M0049516	802
48-8M0049462	802	48-8M0049517	802
48-8M0049463	802	48-8M0049518	802
48-8M0049464	802	48-8M0049519	802
48-8M0049465	801	48-8M0049520	802
48-8M0049466	801	48-8M0049521	802
48-8M0049467	801	48-8M0049522	802
48-8M0049468	801	48-8M0049523	802
48-8M0049469	802	48-8M0049524	802
48-8M0049470	802	48-8M0049525	802
48-8M0049471	802	48-8M0049526	802
48-8M0049472	802	48-8M0049527	802
48-8M0049473	802	48-8M0049528	802
48-8M0049474	802	48-8M0049529	802
48-8M0049475	802	48-8M0049530	802
48-8M0049476	802	48-8M0049531	806
48-8M0049477	802	48-8M0049532	806
48-8M0049478	802	48-8M0049533	806
48-8M0049479	802	48-8M0049534	806
48-8M0049480	802	48-8M0049535	806
48-8M0049481	802	48-8M0049536	806
48-8M0049482	802	48-8M0049537	806
48-8M0049483	802	48-8M0049538	806
48-8M0049484	802	48-8M0049539	806
48-8M0049485	802	48-8M0049540	806
48-8M0049486	802	48-8M0049541	806
48-8M0049487	801	48-8M0049542	806
48-8M0049488	801	48-8M0049543	806

Not all parts listed are available for the European, C.I.S., Africa and Middle East Markets.
 For more information, please contact your local Mercury, Mariner, MerCruiser or
 Quicksilver Office.

Part Number to Page Number Reference

48 -8M0049544	806	48 -8M0049599	806
48 -8M0049545	806	48 -8M0049600	806
48 -8M0049546	806	48 -8M0049601	806
48 -8M0049547	806	48 -8M0049602	806
48 -8M0049548	806	48 -8M0049603	806
48 -8M0049549	806	48 -8M0049604	806
48 -8M0049550	806	48 -8M0049605	806
48 -8M0049551	807	48 -8M0049606	806
48 -8M0049552	807	48 -8M0049607	806
48 -8M0049553	806	48 -8M0049608	806
48 -8M0049554	806	48 -8M0049609	806
48 -8M0049555	806	48 -8M0049610	806
48 -8M0049556	806	48 -8M0049611	806
48 -8M0049557	806	48 -8M0049612	806
48 -8M0049558	806	48 -8M0049613	806
48 -8M0049559	806	48 -8M0049614	806
48 -8M0049560	806	48 -8M0049615	806
48 -8M0049561	806	48 -8M0049616	806
48 -8M0049562	806	48 -8M0049617	807
48 -8M0049563	806	48 -8M0049618	807
48 -8M0049564	806	48 -8M0049619	806
48 -8M0049565	806	48 -8M0049620	806
48 -8M0049566	806	48 -8M0049621	806
48 -8M0049567	806	48 -8M0049622	806
48 -8M0049568	806	48 -8M0049623	806
48 -8M0049569	806	48 -8M0049624	806
48 -8M0049570	806	48 -8M0049625	806
48 -8M0049571	806	48 -8M0049626	806
48 -8M0049572	806	48 -8M0049627	806
48 -8M0049573	807	48 -8M0049628	806
48 -8M0049574	807	48 -8M0049629	806
48 -8M0049575	806	48 -8M0049630	806
48 -8M0049576	806	48 -8M0049631	806
48 -8M0049577	806	48 -8M0049632	806
48 -8M0049578	806	48 -8M0049633	806
48 -8M0049579	806	48 -8M0049634	806
48 -8M0049580	806	48 -8M0049635	806
48 -8M0049581	806	48 -8M0049636	806
48 -8M0049582	806	48 -8M0049637	806
48 -8M0049583	806	48 -8M0049638	806
48 -8M0049584	806	48 -8M0049639	807
48 -8M0049585	806	48 -8M0049640	807
48 -8M0049586	806	48 -8M0049641	806
48 -8M0049587	806	48 -8M0049642	806
48 -8M0049588	806	48 -8M0049643	806
48 -8M0049589	806	48 -8M0049644	806
48 -8M0049590	806	48 -8M0049645	806
48 -8M0049591	806	48 -8M0049646	806
48 -8M0049592	806	48 -8M0049647	806
48 -8M0049593	806	48 -8M0049648	806
48 -8M0049594	806	48 -8M0049649	806
48 -8M0049595	807	48 -8M0049650	806
48 -8M0049596	807	48 -8M0049651	806
48 -8M0049597	806	48 -8M0049652	806
48 -8M0049598	806	48 -8M0049653	806

Part Number to Page Number Reference

48 -8M0049654	806	48 -8M0049709	806
48 -8M0049655	806	48 -8M0049710	806
48 -8M0049656	806	48 -8M0049711	806
48 -8M0049657	806	48 -8M0049712	806
48 -8M0049658	806	48 -8M0049713	806
48 -8M0049659	806	48 -8M0049714	806
48 -8M0049660	806	48 -8M0049715	806
48 -8M0049661	807	48 -8M0049716	806
48 -8M0049662	807	48 -8M0049717	806
48 -8M0049663	806	48 -8M0049718	806
48 -8M0049664	806	48 -8M0049719	806
48 -8M0049665	806	48 -8M0049720	806
48 -8M0049666	806	48 -8M0049721	806
48 -8M0049667	806	48 -8M0049722	806
48 -8M0049668	806	48 -8M0049723	806
48 -8M0049669	806	48 -8M0049724	806
48 -8M0049670	806	48 -8M0049725	807
48 -8M0049671	806	48 -8M0049726	807
48 -8M0049672	806	48 -8M0049727	807
48 -8M0049673	806	48 -8M0049728	807
48 -8M0049674	806	8M0049841	158
48 -8M0049675	806	91 -8M0050053	294
48 -8M0049676	806	8M0050097	317, 343, 347, 646
48 -8M0049677	806	8M0050098	312, 336, 340, 645
48 -8M0049678	806	8M0050099	312, 336, 340, 645
48 -8M0049679	806	8M0050264	534
48 -8M0049680	806	8M0050396	203
48 -8M0049681	806	79 -8M0050399	311, 313, 318, 319, 321, 323, 327, 330, 340, 353, 468
48 -8M0049682	806	62 -8M0050413	955
48 -8M0049683	807	35 -8M0050833	206, 215
48 -8M0049684	807	8M0050993	207
48 -8M0049685	806	8M0051061	44, 51
48 -8M0049686	806	8M0051062	44, 51
48 -8M0049687	806	32 -8M0051174	146, 151, 157
48 -8M0049688	806	32 -8M0051175	146, 151, 158
48 -8M0049689	806	32 -8M0051176	146, 151, 158
48 -8M0049690	806	8M0051178	153, 159
48 -8M0049691	806	8M0051209	215
48 -8M0049692	806	8M0051522	203
48 -8M0049693	806	8M0052100	95, 307
48 -8M0049694	806	8M0052292	606
48 -8M0049695	806	8M0052656	239
48 -8M0049696	806	8M0052735	160
48 -8M0049697	806	8M0052737	161
48 -8M0049698	806	8M0052739	160
48 -8M0049699	806	8M0052742	161
48 -8M0049700	806	84 -8M0052774	551, 570
48 -8M0049701	806	79 -8M0052842	389
48 -8M0049702	806	79 -8M0052843	389
48 -8M0049703	806	79 -8M0052844	390
48 -8M0049704	806	79 -8M0052845	390
48 -8M0049705	807	79 -8M0052846	390
48 -8M0049706	807	79 -8M0052847	390
48 -8M0049707	806	79 -8M0052848	390
48 -8M0049708	806	79 -8M0052849	391

Not all parts listed are available for the European, C.I.S., Africa and Middle East Markets.
 For more information, please contact your local Mercury, Mariner, MerCruiser or
 Quicksilver Office.

Part Number to Page Number Reference

79 -8M0052850	391	67 -8M0054121	603
79 -8M0052851	391	67 -8M0054122	603
79 -8M0052852	392	67 -8M0054123	603
79 -8M0052853	395	84 -8M0054183	606
79 -8M0052854	396	84 -8M0054185	606
79 -8M0052855	399	84 -8M0054186	606
79 -8M0052856	399	84 -8M0054187	606
79 -8M0052857	399	86 -8M0054244	550, 600
79 -8M0052858	399	8M0054313	75, 312, 316, 328, 332
79 -8M0052863	386	8M0054314	312, 316, 328, 332
79 -8M0052864	386	8M0054315	75
79 -8M0052865	387	32 -8M0054323	74
79 -8M0052866	387	32 -8M0054324	74
79 -8M0052867	387	32 -8M0054325	74
79 -8M0052868	387	32 -8M0054326	75, 312, 316
79 -8M0052869	387	32 -8M0054327	75
79 -8M0052870	388	32 -8M0054331	312, 316
79 -8M0052871	388	79 -8M0054360	392
79 -8M0052872	388	79 -8M0054374	389
79 -8M0052873	389	1200-8M0054600	312, 316, 319, 321, 323, 325, 328, 331, 335, 339, 343
79 -8M0052874	395	48 -8M0054727	805
79 -8M0052875	395	48 -8M0054728	805
79 -8M0052876	398	8M0054769	902, 926
79 -8M0052877	397	8M0054993	313, 336, 340
79 -8M0052878	397	8M0054999	28, 32, 33
79 -8M0052879	398	8M0055000	28, 32
8M0052921	93	8M0055001	28, 31-33
8M0052924	93, 350, 929	8M0055002	28, 31
8M0053074	915	8M0055003	28, 31
84 -8M0053083	572, 604	8M0055008	29, 31, 33
84 -8M0053250	606	22 -8M0055326	650
32 -8M0053474	313, 317, 336, 340, 344, 346, 647, 667	48 -8M0055531	824, 829, 833, 836, 842-844, 848, 849, 851, 852, 857, 864
32 -8M0053475	647	48 -8M0055533	824, 829, 833, 836, 842-844, 848, 849, 851, 852, 857, 864
32 -8M0053476	647	48 -8M0055534	824, 829, 833, 836, 842-845, 848, 849, 851, 852, 857, 864
32 -8M0053477	647	48 -8M0055535	824, 829, 833, 836, 842-845, 848, 849, 851, 852, 857, 864
32 -8M0053478	647	48 -8M0055536	824, 829, 833, 836, 842-845, 848, 849, 851, 852, 857, 864
32 -8M0053479	648	48 -8M0055537	824, 829, 833, 836, 842-845, 848, 849, 851, 852, 857, 864
32 -8M0053480	648	48 -8M0055547	766, 826, 833
32 -8M0053481	648	48 -8M0055548	766, 826, 833
32 -8M0053482	648	48 -8M0055549	766, 826, 833
32 -8M0053483	648, 667	48 -8M0055550	766, 826, 833
32 -8M0053484	648, 667	48 -8M0055551	766, 833
32 -8M0053485	648, 667	48 -8M0055559	826, 828, 833, 836, 839, 841, 858, 864
32 -8M0053486	648, 667	48 -8M0055560	826, 828, 833, 836, 839, 841, 858, 864
32 -8M0053487	648, 667	48 -8M0055561	826, 828, 833, 836, 839, 841, 858, 864
32 -8M0053488	648, 667	48 -8M0055562	826, 828, 833, 836, 839, 841, 858, 864
32 -8M0053489	648, 667	48 -8M0055563	828, 833, 836, 839, 841, 858, 864
32 -8M0053490	648	8M0055652	550, 600
32 -8M0053491	648	8M0056139	317, 343, 346, 646
32 -8M0053492	648	8M0056140	317, 343, 346, 646
8M0053532	433, 437, 442, 446, 450, 454, 457		
8M0053636	483		
900-8M0053744	204		
8M0054004	159		
8M0054006	159		

Part Number to Page Number Reference

8M0056141	646	78 -8M0059257	160
8M0056142	646	78 -8M0059259	161
8M0056143	647	78 -8M0059270	159
8M0056144	647	78 -8M0059272	160
8M0056145	317, 343, 347, 646	78 -8M0059274	160
1200-8M0056211	74	8M0059338	99
11 -8M0056234	916	8M0059339	99
11 -8M0056235	916	8M0059341	188
8M0056275	417	8M0059342	189
8M0056276	417	8M0059343	100
8M0056277	313, 417	8M0059344	100
8M0056278	417, 564	78 -8M0059346	158
8M0056279	313, 418, 564	78 -8M0059348	159
8M0056547	81	78 -8M0059350	159
8M0056548	21, 22, 26	78 -8M0059352	159
8M0056549	25, 26	78 -8M0059354	159
8M0056619	645	78 -8M0059356	160
32 -8M0056640	74	78 -8M0059358	160
8M0056956	258	78 -8M0059360	161
8M0056987	601	78 -8M0059363	160
8M0056988	601	78 -8M0059364	161
84 -8M0056993	601	78 -8M0059366	159
8M0056994	601	78 -8M0059368	160
8M0057047	69, 318	8M0059429	602
1200-8M0057254	73, 328, 331	8M0059430	602
1200-8M0057256	73, 328, 331	8M0059432	602
8M0057307	246	8M0059434	602
8M0057383	343, 601	8M0059435	602
8M0057574	148, 151	8M0059438	602
8M0057575	148, 151	8M0059439	602
8M0057576	149, 152	8M0059529	341, 465, 548
8M0057577	166, 357	8M0059531	342, 461
35 -8M0057677	81, 245, 343	8M0059532	343, 612
8M0057772	103, 107, 245	8M0059686	310, 313, 318, 320, 322, 324, 326, 329, 333, 336, 340, 481
33 -8M0057936	9, 12, 244-246	8M0059759	217
22 -8M0058419	77, 177	8M0060147	94, 339, 343, 929
8M0058449	205	8M0060248	605
84 -8M0058668	324, 326, 329, 332, 336, 340, 484, 551, 569, 571, 588	8M0060251	605
92 -8M0058680	289	83 -8M0060278	24-26
92 -8M0058681	289	8M0060782	318, 320, 322, 324, 326, 352, 481
92 -8M0058682	290	8M0060783	352, 481
92 -8M0058683	291	32 -8M0061293	74
92 -8M0058907	285	8M0061334	481
92 -8M0058908	285	8M0061335	255, 256
33 -8M0058932	118	8M0061384	220
33 -8M0058933	10	47 -8M0061756	239
33 -8M0058934	9	8M0061875	312, 316, 318, 319, 321, 323, 325, 328, 331
33 -8M0058935	10	8M0061876	312, 316, 318, 319, 321, 323, 325, 328, 331
33 -8M0058936	9	32 -8M0061887	312, 316
8M0058944	634	32 -8M0061896	312, 316
48 -8M0059068	802	32 -8M0061899	311, 316
48 -8M0059069	802	8M0061986	903, 910
48 -8M0059070	802	8M0062051	147, 149-151
48 -8M0059071	802	8M0062052	147, 149-151
78 -8M0059248	161		

Part Number to Page Number Reference

8M0062053	147, 149, 150	48 -8M0065295	800
8M0062054	150	48 -8M0065296	800
48 -8M0062239	814	48 -8M0065413	799
48 -8M0062240	814	62 -8M0065784	945
8M0062241	318, 497	62 -8M0065785	945
8M0062406	259	79 -8M0065962	392
48 -8M0062421	814	79 -8M0065963	392
8M0062583	499	79 -8M0065970	392
32 -8M0062693	56, 57, 343, 499, 501	79 -8M0065971	393
92 -8M0062765	304	79 -8M0065972	393
48 -8M0062881	794	79 -8M0065973	393
48 -8M0062882	794	79 -8M0065974	393
48 -8M0063206	799	79 -8M0065975	393
8M0063381	674	79 -8M0065976	394
8M0063382	357, 674	79 -8M0065977	394
8M0063432	126	79 -8M0065978	394
64 -8M0063473	317, 344, 347, 643	79 -8M0065979	394
64 -8M0063474	643	79 -8M0065980	396
64 -8M0063475	643	79 -8M0065981	396
64 -8M0063476	643	79 -8M0065983	400
64 -8M0063477	643	79 -8M0065984	400
32 -8M0063663	341	79 -8M0065985	400
48 -8M0063951	773	35 -8M0066483	258, 284
48 -8M0063952	774	84 -8M0066846	530
48 -8M0063966	794	8M0066847	530
48 -8M0063967	794	8M0066848	530
48 -8M0063968	794	35 -8M0067337	178, 258
48 -8M0063969	794	35 -8M0067597	258
54 -8M0064023	624	8M0067625	258
67 -8M0064433	343	62 -8M0068687	954
48 -8M0064449	732, 763	8M0068784	463
48 -8M0064450	779, 790	8M0068785	445, 449, 453, 456, 463
48 -8M0064468	779, 790	8M0068875	532
48 -8M0064469	779, 790	84 -8M0069106	540
48 -8M0064470	779, 790	79 -8M0069412	386
48 -8M0064471	778, 790	79 -8M0069414	388
48 -8M0064472	778, 790	79 -8M0069415	388
48 -8M0064473	778, 790	79 -8M0069416	387
48 -8M0064475	778, 790	79 -8M0069417	395
48 -8M0064476	778, 790	79 -8M0069418	395
48 -8M0064477	778, 790	79 -8M0069419	395
48 -8M0064647	813	79 -8M0069422	398
8M0064759	159	79 -8M0069423	398
8M0064760	159	79 -8M0069424	398
91 -8M0064794	218	79 -8M0069426	389
48 -8M0064815	813	79 -8M0069427	390
48 -8M0064816	813	79 -8M0069428	391
23 -8M0064826	903, 925	79 -8M0069429	391
35 -8M0065103	95, 243-245, 275, 276, 328, 332	79 -8M0069430	393
35 -8M0065104	328, 332, 339	79 -8M0069431	397
98 -8M0065146	601	79 -8M0069432	398
57 -8M0065179	243, 244	79 -8M0069433	396
8M0065285	253, 254	79 -8M0069436	400
48 -8M0065293	799	79 -8M0069437	399
48 -8M0065294	799	79 -8M0069438	399

Part Number to Page Number Reference

79 -8M0069459	396	92 -8M0071841	298
79 -8M0069460	396	8M0071875	159
79 -8M0069461	397	8M0071877	159
79 -8M0069462	400	8M0071878	160
79 -8M0069463	400	8M0071880	160
8M0069693	38, 40, 41	8M0071881	161
8M0069711	543	8M0071884	159
48 -8M0070051	763	8M0071885	160
48 -8M0070052	763	8M0071886	161
84 -8M0070053	534	8M0071888	159
84 -8M0070055	534	8M0071889	160
84 -8M0070056	533	8M0071890	160
84 -8M0070058	533	48 -8M0071911	799
84 -8M0070060	533, 534	91 -8M0072133	296
84 -8M0070062	533	84 -8M0072192	581
84 -8M0070063	533, 534	8M0072341	605
84 -8M0070064	533	8M0072599	533
84 -8M0070066	534	8M0072610	35
84 -8M0070068	534	8M0072744	233
84 -8M0070069	534	8M0072745	233
84 -8M0070070	534	84 -8M0072808	611
84 -8M0070071	535, 536	1689-8M0072952	116
84 -8M0070072	535	1689-8M0072953	116
48 -8M0070074	834	8M0073037	618, 637
48 -8M0070079	834	8M0073038	618, 637
8M0070409	239	48 -8M0073456	782, 791
8M0070410	240	48 -8M0073457	782, 791
8M0070429	537	48 -8M0073458	786, 793
8M0070435	533	48 -8M0073459	786, 793
98 -8M0070953	537	8M0073922	647
92 -8M0070979	288	8M0073923	647
48 -8M0071088	779, 790	8M0073924	647
48 -8M0071089	779, 790	8M0073925	647
48 -8M0071090	779, 790	8M0073927	647
48 -8M0071091	779, 790	8M0073928	647
48 -8M0071092	779, 790	48 -8M0074865	719, 773
48 -8M0071093	778, 790	48 -8M0074866	719, 773
48 -8M0071094	778, 790	48 -8M0074867	719, 773
48 -8M0071095	778, 790	48 -8M0074868	719, 773
48 -8M0071096	778, 790	48 -8M0074869	719, 773
48 -8M0071097	778, 790	48 -8M0074870	719, 773
84 -8M0071357	537	48 -8M0074871	719, 773
50 -8M0071380	38, 41	48 -8M0074872	719, 773
8M0071418	537	98 -8M0075237	481
8M0071419	538	8M0075244	324, 326, 482
8M0071420	538	8M0075245	310, 313, 324, 326, 329, 333, 336, 340, 482
8M0071493	537	8M0075246	482
8M0071494	537	8M0075402	903, 909
84 -8M0071504	540	77 -8M0075767	538
8M0071505	516	77 -8M0075769	539
84 -8M0071598	554	77 -8M0075773	538
10 -8M0071653	350	77 -8M0075786	538
92 -8M0071836	299	77 -8M0075787	538
92 -8M0071837	298	77 -8M0075794	539
92 -8M0071838	298	77 -8M0075795	538, 539

**Not all parts listed are available for the European, C.I.S., Africa and Middle East Markets.
For more information, please contact your local Mercury, Mariner, MerCruiser or
Quicksilver Office.**

Part Number to Page Number Reference

77 -8M0075809	538	8M0078157	417, 565
77 -8M0075824	536	32 -8M0078210	519, 641
77 -8M0075826	535, 536	32 -8M0078211	519, 641
77 -8M0075829	535, 536	32 -8M0078212	519, 641
77 -8M0075831	535	32 -8M0078213	519, 641
77 -8M0075833	535, 536	32 -8M0078214	519, 641
77 -8M0075835	536	32 -8M0078215	519, 641
77 -8M0075836	535	32 -8M0078216	519, 641
77 -8M0075841	536	32 -8M0078217	519, 641
77 -8M0075842	536	8M0078858	247, 248
77 -8M0075843	536	98 -8M0078873	528
48 -8M0075896	800	98 -8M0078874	529
48 -8M0075897	800	98 -8M0078875	528
84 -8M0075945	556	98 -8M0078876	529
48 -8M0076180	814	98 -8M0078877	528
48 -8M0076181	814	98 -8M0078878	529
48 -8M0076406	814	98 -8M0078883	529
48 -8M0076407	814	98 -8M0078884	529
8M0076435	683	98 -8M0078885	529
8M0076464	257	98 -8M0078886	529
32 -8M0077079	519	8M0078892	609
32 -8M0077080	519	8M0079198	123
32 -8M0077081	519	48 -8M0079236	773
32 -8M0077082	519	48 -8M0079237	773
32 -8M0077083	519	8M0079286	474
32 -8M0077084	519	8M0079290	474
84 -8M0077124	554	8M0079291	474
84 -8M0077125	554	8M0079292	518
8M0077126	517	8M0079408	518
8M0077129	517	6946-8M0079498	522
8M0077130	518	8M0079499	344, 348, 522
8M0077133	518	8M0079500	523
8M0077134	518	8M0079501	523
8M0077135	518	48 -8M0079692	776, 788
8M0077136	518	48 -8M0079693	776, 788
8M0077137	518	48 -8M0079694	776, 788
8M0077138	518	48 -8M0079695	776, 788
8M0077139	518	48 -8M0079696	776, 788
8M0077140	518	48 -8M0079698	776, 788
8M0077699	645	48 -8M0079699	776, 788
8M0077701	646	48 -8M0079700	776, 788
87 -8M0077850	591	48 -8M0079701	776, 788
92 -8M0078011	267, 269	48 -8M0079702	776, 788
92 -8M0078015	295	48 -8M0079703	776, 788
92 -8M0078016	295	48 -8M0079704	776, 788
77 -8M0078038	533	48 -8M0079705	776, 788
77 -8M0078039	533	48 -8M0079706	776, 788
77 -8M0078044	535	48 -8M0079707	775, 788
77 -8M0078045	535	92 -8M0079743	289
48 -8M0078088	898	92 -8M0079744	289
48 -8M0078089	898	92 -8M0079745	290
48 -8M0078090	898	84 -8M0079847	531
48 -8M0078091	898	84 -8M0079849	532
48 -8M0078092	718, 770, 846, 861	84 -8M0079850	530
48 -8M0078093	718, 770, 847, 861	84 -8M0079851	530

Part Number to Page Number Reference

79 -8M0079925	382	8M0082493	503
8M0079945	518	8M0082494	503
35 -8M0079962	83, 175	8M0082495	503
10 -8M0080049	685	8M0082496	503
37 -8M0080152	240	8M0082497	503
84 -8M0080191	531	8M0082498	503
84 -8M0080192	531	8M0082499	503
84 -8M0080193	531	8M0082500	503
84 -8M0080194	531	8M0082501	503
8M0080199	347	8M0082502	503
8M0080201	347	8M0082503	503
8M0080432	507	8M0082504	503
8M0080433	507	8M0082505	503
8M0080434	507	8M0082506	503
8M0080435	507	8M0082507	503
8M0080436	507	8M0082508	503
8M0080437	507	8M0082526	318, 320, 322, 324, 504
8M0080438	507	8M0082527	504
8M0080439	507	8M0082528	504
8M0080440	507	8M0082529	504
8M0080441	507	8M0082530	504
8M0080442	507	8M0082531	504
8M0080443	507	8M0082532	504
8M0080444	507	8M0082533	504
8M0080445	507	8M0082534	504
8M0080446	507	8M0082535	504
8M0080447	507	8M0082536	504
8M0080448	507	8M0082537	504
84 -8M0080787	532	8M0082538	504
48 -8M0081238	830, 837	8M0082539	504
48 -8M0081239	830, 837	8M0082540	504
48 -8M0081418	814	8M0082541	504
1687-8M0081852	209	8M0082542	504
32 -8M0082066	157, 159	8M0082543	504
35 -8M0082290	83, 175	8M0082544	504
62 -8M0082303	947	8M0082545	504
8M0082351	49, 335, 339	8M0082546	504
8M0082352	49, 312	8M0082547	504
8M0082353	49, 317, 627	8M0082548	504
8M0082354	49, 332	8M0082549	504
8M0082355	49, 343, 628	8M0082550	504
8M0082479	503	8M0082551	505
8M0082480	503	8M0082552	505
8M0082481	503	8M0082553	318, 320, 322, 324, 505
8M0082482	503	8M0082554	505
8M0082483	503	8M0082555	505
8M0082484	503	8M0082556	505
8M0082485	503	8M0082557	505
8M0082486	503	8M0082558	505
8M0082487	503	8M0082575	225, 508
8M0082488	503	8M0082576	225, 508
8M0082489	503	8M0082577	225, 508
8M0082490	503	8M0082578	225, 508
8M0082491	503	8M0082579	225, 508
8M0082492	503	8M0082580	225, 508

**Not all parts listed are available for the European, C.I.S., Africa and Middle East Markets.
For more information, please contact your local Mercury, Mariner, MerCruiser or
Quicksilver Office.**

Part Number to Page Number Reference

8M0082581	225, 508	48 -8M0084494	714, 716, 721, 727-730, 734-737, 743, 749, 750, 758, 833, 843-845
8M0082582	225, 508	48 -8M0084495	714, 716, 721, 727-730, 734-737, 743, 749, 750, 758, 833, 843-845
8M0082583	226, 508	48 -8M0084496	714, 716, 721, 727-730, 734-737, 743, 749, 750, 758, 833, 843-845
8M0082584	226, 508	48 -8M0084497	714, 716, 721, 727, 729, 734, 736, 737, 743, 749, 750, 758, 833, 843-845
8M0082585	226, 508	8M0085100	503
8M0082586	226, 508	8M0085101	504
8M0082587	226, 508	8M0085102	504
8M0082588	226, 508	8M0085103	504
8M0082589	226, 508	8M0085104	504
8M0082590	226, 508	8M0085105	504
8M0082591	226, 508	8M0085106	504
8M0082592	226, 508	8M0085107	505
8M0082593	226, 508	8M0085108	505
8M0082594	226, 508	8M0085109	505
8M0082595	226, 508	8M0085110	505
8M0082596	226, 508	8M0085111	505
8M0082597	226, 508	8M0085112	505
8M0082598	226, 508	8M0085113	505
8M0082599	226, 508	8M0085114	505
84 -8M0082859	554	8M0085115	505
35 -8M0082911	94, 244	8M0085116	505
8M0083238	627	8M0085117	505
62 -8M0083245	947	8M0085121	505
8M0083288	680	8M0085122	505
1600-8M0083306	209, 210	8M0085123	505
48 -8M0083389	804	8M0085124	505
48 -8M0083390	804	8M0085125	505
87 -8M0083437	49, 312, 317, 332, 343, 614, 628	8M0085477	476
87 -8M0083438	614	8M0085481	476
87 -8M0083439	427, 614	8M0085491	476
1200-8M0083449	72	93 -8M0085506	934
1200-8M0083451	72, 312, 316, 328, 331, 335, 339, 343	8M0085611	476
1200-8M0083452	72, 312, 316, 328, 331, 335, 339, 343	8M0085613	476
8M0083500	627	8M0085615	476
8M0083666	310, 313, 324, 326, 329, 332, 336, 340	8M0085617	477
8M0083667	310, 313, 324, 326, 329, 332, 336, 340	8M0085619	477
8M0083860	326	8M0085664	168, 170
48 -8M0083921	794	8M0085693	182
48 -8M0083922	794	88 -8M0085705	623
48 -8M0084095	794	8M0085733	482
48 -8M0084096	794	8M0085790	482
48 -8M0084098	794	8M0085794	126
48 -8M0084099	794	8M0085804	477
48 -8M0084169	794	8M0085806	477
48 -8M0084170	794	48 -8M0085857	804
48 -8M0084171	794	48 -8M0085858	804
48 -8M0084172	794	8M0085937	318, 506
1600-8M0084203	209, 210	8M0085938	506
91 -8M0084205	684	8M0085939	506
48 -8M0084291	794	8M0085940	505
48 -8M0084292	794	8M0085941	505
84 -8M0084296	529, 531		
48 -8M0084491	714, 716, 721, 729, 730, 734-736, 749, 758, 833, 843, 844		
48 -8M0084493	714, 716, 721, 729, 730, 734-736, 749, 758, 843, 844		

Part Number to Page Number Reference

8M0085942	505	92 -8M0086228	271, 274
8M0085943	506	22 -8M0086290	76
8M0085944	506	8M0086395	912
8M0085945	506	8M0086400	258
8M0085946	506	93 -8M0086408	935
8M0085947	506	77 -8M0086454	530
8M0085949	506	77 -8M0086455	530
8M0085950	506	77 -8M0086456	530
8M0085951	506	77 -8M0086459	530
8M0085952	506	77 -8M0086461	530
8M0085953	506	77 -8M0086462	530
8M0085954	506	77 -8M0086463	530
8M0085956	506	77 -8M0086464	530
8M0085957	506	77 -8M0086465	530
8M0085958	506	77 -8M0086467	530
8M0085959	506	77 -8M0086469	530
8M0085960	506	8M0086565	533, 534
8M0085961	506	8M0086566	533
8M0085962	506	8M0086567	533
8M0085963	318, 506	67 -8M0087241	234
8M0085964	505	67 -8M0087242	234
8M0085966	506	67 -8M0087243	234
8M0085967	506	67 -8M0087244	234
8M0085968	506	67 -8M0087245	235
8M0085969	506	67 -8M0087246	235
8M0085970	506	67 -8M0087247	235
8M0085971	506	67 -8M0087248	236
8M0085972	506	67 -8M0087249	236
8M0085973	506	67 -8M0087250	236
8M0085974	506	67 -8M0087251	236
8M0085975	506	67 -8M0087252	236
8M0085976	506	67 -8M0087253	236
8M0085977	507	67 -8M0087254	236
8M0085978	507	67 -8M0087255	236
8M0085979	507	57 -8M0087881	254
8M0085980	507	8M0088039	915
8M0085981	507	8M0088753	642
8M0085982	507	79 -8M0088771	388
8M0085983	507	8M0088792	533
8M0085984	507	32 -8M0088822	499
8M0085985	507	35 -8M0088825	243
8M0085986	507	32 -8M0088855	337, 461
8M0085987	507	57 -8M0088876	254, 257
8M0085988	507	64 -8M0088973	641, 650
8M0085989	507	8M0089111	337, 557
8M0085990	507	92 -8M0089198	290
8M0085991	507	8M0089492	536
92 -8M0086220	271, 272	8M0089494	536
92 -8M0086221	271, 272	8M0089495	536
92 -8M0086222	271, 272	8M0089496	536
92 -8M0086223	271, 273	8M0089497	182
92 -8M0086224	271, 273	8M0089504	147, 151
92 -8M0086225	271, 273	8M0089506	168, 169, 356
92 -8M0086226	271, 273	8M0089513	535
92 -8M0086227	271, 274	8M0089514	535

Part Number to Page Number Reference

8M0089515	535	8M0094232	251
8M0089516	536	8M0094233	251
92-8M0089690	282	84-8M0094239	618
92-8M0089691	282	84-8M0094269	610
92-8M0089692	282	48-8M0094380	794
8M0089715	254, 256	48-8M0094381	794
84-8M0089989	542	8M0094529	244-246
8M0090334	29	48-8M0094553	795
87-8M0090402	588	48-8M0094554	795
8M0090442	94, 339	22-8M0094865	128, 129
8M0090447	337, 342, 427, 561	92-8M0094987	301
48-8M0090451	779, 790	92-8M0094988	301
48-8M0090453	779, 790	62-8M0095283	944
48-8M0090455	779, 790	8M0095310	557
48-8M0090457	779, 790	8M0095447	158
8M0090558	250	33-8M0095454	118, 119, 121, 254, 256
8M0090559	250	8M0095543	517
8M0090764	242	8M0095632	476
35-8M0090809	81, 245, 247, 248	8M0095633	476
8M0090819	244, 245	35-8M0095658	82
62-8M0090865	944	35-8M0095659	85, 248
8M0091534	103, 107, 244, 245, 339	8M0095669	85
8M0091565	516	84-8M0095716	416, 426
8M0091581	536	84-8M0095826	416, 426
48-8M0092002	781, 791	84-8M0095827	416, 426
48-8M0092003	781, 791	84-8M0095828	416, 426
48-8M0092004	781, 791	8M0095832	132, 149, 151, 356
48-8M0092005	781, 791	8M0095833	132, 149, 151, 356
48-8M0092006	781, 791	8M0095834	132, 149, 152, 356
48-8M0092007	781, 791	92-8M0096256	271, 274
48-8M0092008	781, 791	8M0096314	351, 642
48-8M0092009	781, 791	8M0096315	351, 642
48-8M0092010	781, 791	8M0096316	351, 642
48-8M0092011	781, 791	8M0096317	351, 642
48-8M0092012	781, 791	8M0096319	351, 642
48-8M0092013	781, 791	8M0096320	351, 642
8M0092022	19	8M0096321	351, 642
8M0092088	477	8M0096322	351, 642
8M0092091	477	8M0096323	351, 642
48-8M0092608	804	8M0096324	351, 642
48-8M0092609	804	93-8M0096340	305
8M0092849	597	8M0096701	146, 151
8M0092851	598	92-8M0096727	274
8M0092854	597	8M0096751	474
8M0092927	218	8M0096752	474
48-8M0093360	802	8M0096753	474
48-8M0093361	802	92-8M0096794	282
8M0093480	258	92-8M0096795	282
57-8M0093495	258	8M0097129	55
57-8M0093513	258	91-8M0097143	218
8M0093561	257	8M0097267	351, 642
8M0093581	48, 54, 312, 335, 339, 627	8M0097268	351, 642
35-8M0093688	176, 255-257	67-8M0097351	234
8M0094135	216	67-8M0097352	235
8M0094136	216	67-8M0097353	235

Part Number to Page Number Reference

62 -8M0097367	942	79 -8M0101088	315, 330, 334, 338, 342, 345, 349, 354
57 -8M0097728	254, 257	79 -8M0101089	315, 331, 334, 338, 342, 345, 349, 354
8M0097838	83	79 -8M0101095	315, 330, 334, 338, 342, 345, 349, 354
8M0097850	644	79 -8M0101096	315, 330, 334, 338, 342, 345, 349, 354
8M0097854	251	79 -8M0101097	315, 330, 334, 338, 342, 345, 349, 354
8M0097855	251	79 -8M0101099	315, 330, 334, 338, 342, 345, 349, 354
8M0097856	250	79 -8M0101102	315, 331, 334, 338, 342, 345, 349, 354
8M0097857	251	79 -8M0101104	315, 331, 334, 338, 342, 345, 349, 354
8M0097858	251	79 -8M0101105	315, 331, 334, 338, 342, 345, 349, 354
8M0097859	251	62 -8M0101362	950
8M0098264	31-34, 311, 327, 333, 337, 464-468	62 -8M0101363	950
8M0098273	33, 34, 464, 467, 468	62 -8M0101374	950
8M0098561	170	62 -8M0101375	950
8M0098562	170	8M0101387	168
8M0098892	133	48 -8M0101559	802
8M0099152	529	48 -8M0101560	802
8M0099153	529	8M0101602	906
8M0099154	530	8M0101603	906
1600-8M0099218	117	84 -8M0101640	565
1600-8M0099221	117	84 -8M0101641	565
62 -8M0099338	950	84 -8M0101642	565
62 -8M0099342	950	84 -8M0101643	565
62 -8M0099343	949	84 -8M0101644	566
62 -8M0099344	950	8M0101650	565
62 -8M0099346	951	48 -8M0102348	802
62 -8M0099347	950	48 -8M0102349	802
62 -8M0099351	950	22 -8M0102849	179
8M0099412	416	35 -8M0103096	82
8M0099429	257	8M0103315	561
48 -8M0099430	804	8M0103449	483
48 -8M0099431	804	8M0103450	483
62 -8M0099660	945	8M0103451	485
62 -8M0099661	945	8M0103452	483
62 -8M0099664	950	8M0103453	483
8M0100069	566	8M0103454	485
48 -8M0100104	778, 789	48 -8M0103516	824, 829, 834, 837, 842, 844-846, 848, 849, 851, 853, 858, 864
48 -8M0100105	777, 789	48 -8M0103517	824, 829, 834, 837, 842, 844-846, 848, 849, 851, 853, 858, 864
48 -8M0100106	777, 789	48 -8M0103518	824, 829, 834, 837, 842, 844-846, 848, 849, 851, 853, 858, 864
48 -8M0100107	777, 789	48 -8M0103519	824, 829, 834, 837, 842, 844-846, 848, 850, 851, 853, 858, 864
48 -8M0100109	777, 789	48 -8M0103520	824, 829, 834, 837, 842, 844-846, 848, 850, 851, 853, 858, 864
48 -8M0100110	778, 789	48 -8M0103521	824, 829, 834, 837, 842, 844-846, 848, 850, 851, 853, 858, 864
48 -8M0100111	778, 789	48 -8M0103522	824, 829, 834, 837, 842, 844-846, 848, 850, 851, 853, 858, 864
48 -8M0100112	778, 789	48 -8M0103523	824, 829, 834, 837, 842, 844-846, 849-851, 853, 858, 864
48 -8M0100159	794	48 -8M0103524	824, 829, 834, 837, 842, 844-846, 849-851, 853, 858, 864
48 -8M0100160	794	48 -8M0103525	824, 829, 834, 837, 842, 844-846, 849-851, 853, 858, 864
48 -8M0100496	805		
48 -8M0100497	805		
48 -8M0100498	805		
48 -8M0100499	805		
8M0100517	182		
47 -8M0100526	259		
79 -8M0100793	315, 330, 334, 338, 342, 345, 349, 354		
79 -8M0100794	315, 330, 334, 338, 342, 345, 349, 354		
79 -8M0100795	315, 330, 334, 338, 342, 345, 349, 354		
79 -8M0100797	315, 330, 334, 338, 342, 345, 349, 354		

**Not all parts listed are available for the European, C.I.S., Africa and Middle East Markets.
For more information, please contact your local Mercury, Mariner, MerCruiser or
Quicksilver Office.**

Part Number to Page Number Reference

48 -8M0103526	824, 829, 834, 837, 842, 844-846, 849, 851, 853, 859, 864	48 -8M0106544	780, 791
48 -8M0103527	825, 829, 834, 837, 843-846, 849, 850, 852, 853, 859, 864	48 -8M0106545	780, 791
48 -8M0103528	824, 829, 834, 837, 842, 844-846, 849-851, 853, 859, 864	48 -8M0106546	780, 791
48 -8M0103529	825, 829, 834, 837, 843-846, 849, 850, 852, 853, 859, 864	48 -8M0106547	780, 791
48 -8M0103530	825, 829, 834, 837, 842, 844-846, 849-851, 853, 859, 864	48 -8M0106548	780, 791
48 -8M0103531	825, 830, 834, 837, 843-846, 849, 850, 852, 853, 859, 864	35 -8M0106635	85, 248
48 -8M0103532	825, 829, 834, 837, 844-846, 849, 850, 853, 859, 864	48 -8M0106640	797
48 -8M0103533	825, 830, 834, 837, 843-846, 849, 850, 852, 853, 859, 864	48 -8M0106641	797
48 -8M0103650	795	48 -8M0106643	797
48 -8M0103651	795	8M0106702	528
98 -8M0103686	85	8M0106703	528
8M0103837	43, 50	8M0106704	528
8M0103838	43, 50	8M0106705	528
8M0103839	43, 50	8M0106706	528
8M0103840	43, 50	8M0106961	170
35 -8M0103963	177	98 -8M0106963	170
8M0103982	123	8M0107056	538
8M0104197	43, 50	8M0107220	907
8M0104198	43, 51	97 -8M0107546	98
47 -8M0104229	253-257	97 -8M0107548	99
48 -8M0104250	795	97 -8M0107550	99
48 -8M0104251	795	48 -8M0107948	802
48 -8M0104252	799	48 -8M0107949	802
48 -8M0104253	799	94 -8M0107970	933
48 -8M0104417	778, 790	8M0108314	516
48 -8M0104418	778, 790	48 -8M0108350	780, 790
48 -8M0104419	778, 790	48 -8M0108351	780, 790
48 -8M0104420	778, 790	48 -8M0108352	780, 790
48 -8M0104716	802	48 -8M0108353	780, 790
48 -8M0104717	802	48 -8M0108354	780, 790
8M0105087	59, 65, 343	48 -8M0108357	780, 790
8M0105089	59, 65, 339	48 -8M0108441	804
8M0105090	59, 65, 339	48 -8M0108442	804
11 -8M0105210	918	23 -8M0108472	911
84 -8M0105263	85	53 -8M0108475	912
84 -8M0105264	85	67 -8M0108695	237
8M0105389	517	67 -8M0108696	237
8M0105518	566	8M0108999	518
35 -8M0105781	258, 259	8M0109000	518
57 -8M0105952	258, 259	8M0109049	129, 213
8M0106015	258, 259	8M0109050	129, 213
35 -8M0106058	258, 259	48 -8M0109051	802
8M0106193	258, 259	48 -8M0109052	802
35 -8M0106323	258	8M0109256	130
35 -8M0106324	258, 259	67 -8M0109257	232
8M0106368	258	48 -8M0109273	794
48 -8M0106504	802	48 -8M0109274	794
48 -8M0106505	802	84 -8M0109294	540
48 -8M0106543	780, 791	84 -8M0109337	540
		84 -8M0109408	611
		77 -8M0109482	527
		48 -8M0109490	797
		48 -8M0109491	797
		48 -8M0109500	799
		48 -8M0109501	799

Part Number to Page Number Reference

8M0109505	605	48 -8M0112981	776, 788
8M0109506	605	48 -8M0112982	776, 788
8M0109507	605	48 -8M0112983	776, 788
8M0109508	605	48 -8M0112984	776, 788
8M0109543	82, 339, 343	48 -8M0112985	776, 788
8M0109720	548	48 -8M0112986	776, 788
8M0109722	548	48 -8M0112987	776, 788
8M0109742	426	48 -8M0112988	776, 788
98 -8M0109756	67	48 -8M0112989	776, 788
48 -8M0110303	780, 790	48 -8M0112990	775, 788
48 -8M0110304	780, 790	48 -8M0113150	769
67 -8M0110408	234	8M0113313	179
67 -8M0110409	235	8M0113442	546
67 -8M0110410	235	8M0113483	250
92 -8M0110567	287	35 -8M0113498	83, 346
8M0110639	375	84 -8M0113732	350, 580
8M0110641	376	46 -8M0113799	244, 245
8M0110642	563	46 -8M0113801	244
8M0110643	315, 331, 334, 338, 342, 345, 349, 354, 374	48 -8M0113928	780, 790
8M0110644	376	48 -8M0113929	780, 790
8M0110646	315, 331, 334, 338, 342, 345, 349, 354, 374	48 -8M0113930	780, 790
8M0110649	376	48 -8M0113931	779, 790
48 -8M0110650	794	48 -8M0113932	779, 790
48 -8M0110651	794	48 -8M0113933	779, 790
57 -8M0110926	258, 259	48 -8M0113934	779, 790
48 -8M0111147	778, 789	48 -8M0113935	779, 790
48 -8M0111148	777, 789	48 -8M0113936	779, 790
48 -8M0111149	777, 789	48 -8M0113937	779, 790
48 -8M0111150	777, 789	48 -8M0113938	779, 790
48 -8M0111151	777, 789	48 -8M0113939	779, 790
8M0111459	543	48 -8M0113940	779, 790
8M0111476	220	48 -8M0113941	779, 790
8M0111544	545	48 -8M0113942	779, 790
8M0111545	546	48 -8M0113943	779, 790
8M0111546	546	48 -8M0113944	779, 790
8M0111547	546	48 -8M0113945	779, 790
8M0111550	545	48 -8M0113946	779, 790
8M0111552	546	48 -8M0113947	779, 790
8M0111553	546	48 -8M0113948	779, 790
8M0111554	545	48 -8M0113949	779, 790
84 -8M0111668	376	48 -8M0113950	779, 790
84 -8M0111669	376	48 -8M0113951	779, 790
84 -8M0111670	376	48 -8M0113952	779, 790
8M0111837	548	48 -8M0113953	779, 790
84 -8M0111860	233	48 -8M0113954	779, 790
8M0112041	548	48 -8M0113955	779, 790
97 -8M0112332	258, 259	48 -8M0113956	779, 790
48 -8M0112359	804	48 -8M0113957	779, 790
48 -8M0112360	804	48 -8M0113958	779, 790
48 -8M0112362	797	48 -8M0113959	779, 790
48 -8M0112363	797	84 -8M0114012	563
98 -8M0112577	153, 160, 161	48 -8M0114408	764
98 -8M0112578	156, 160	48 -8M0114409	764
98 -8M0112579	156, 161	48 -8M0114410	764
98 -8M0112580	156, 161	84 -8M0114502	548

Not all parts listed are available for the European, C.I.S., Africa and Middle East Markets.
 For more information, please contact your local Mercury, Mariner, MerCruiser or
 Quicksilver Office.

Part Number to Page Number Reference

35 -8M0114618	83, 350	48 -8M0117992	782, 792
33 -8M0114737	5, 13, 18	48 -8M0117993	782, 792
33 -8M0114739	5, 13–16, 18, 19	48 -8M0117994	782, 792
33 -8M0114740	5, 14, 18	48 -8M0117995	782, 792
33 -8M0114741	5, 19	48 -8M0117996	782, 792
33 -8M0114742	6, 13, 14	48 -8M0117997	782, 792
33 -8M0114743	5, 12	48 -8M0117998	782, 792
33 -8M0114744	6, 13	48 -8M0117999	782, 792
33 -8M0114746	5, 14	48 -8M0118000	782, 792
33 -8M0114747	118, 122, 257	48 -8M0118001	782, 792
8M0114782	486	48 -8M0118002	782, 792
91 -8M0114829	685	48 -8M0118003	782, 792
91 -8M0114831	684	48 -8M0118004	782, 792
91 -8M0114832	684	48 -8M0118005	782, 792
91 -8M0114833	684	48 -8M0118006	782, 792
8M0114877	220	48 -8M0118007	782, 792
8M0114911	681	48 -8M0118008	782, 792
8M0114912	681	48 -8M0118009	782, 792
84 -8M0115080	315, 331, 334, 338, 342, 345, 349, 354, 377	48 -8M0118010	782, 792
8M0115487	515	48 -8M0118011	782, 792
8M0115490	515	48 -8M0118012	782, 792
84 -8M0115495	517	48 -8M0118013	782, 792
35 -8M0116378	280	48 -8M0118014	782, 792
97 -8M0116589	99	48 -8M0118015	782, 792
35 -8M0116793	83	48 -8M0118016	782, 792
8M0117114	606	48 -8M0118017	782, 792
8M0117116	606	98 -8M0118064	153, 159
98 -8M0117124	130, 355	8M0118141	634
98 -8M0117125	130, 140, 147, 151, 355	84 -8M0118364	531
87 -8M0117131	588	84 -8M0118368	541
87 -8M0117132	589	48 -8M0118468	778, 789
87 -8M0117133	589	48 -8M0118469	779, 790
87 -8M0117134	589	48 -8M0118470	778, 789
87 -8M0117135	589	48 -8M0118471	779, 790
87 -8M0117136	589	8M0118725	339, 465, 612
87 -8M0117137	589	8M0118806	516
87 -8M0117138	589	8M0118808	516
87 -8M0117139	589	48 -8M0119052	780, 790
87 -8M0117140	590	48 -8M0119053	780, 790
8M0117143	515	48 -8M0119055	780, 790
92 -8M0117687	287	48 -8M0119056	780, 790
98 -8M0117938	167	48 -8M0119057	780, 790
98 -8M0117939	167	48 -8M0119058	780, 790
98 -8M0117940	166	8M0119081	903, 908
98 -8M0117941	167	8M0119082	903, 908
48 -8M0117982	783, 792	8M0119083	903, 908
48 -8M0117983	783, 792	8M0119280	140
48 -8M0117984	783, 792	22 -8M0119308	127–129
48 -8M0117985	783, 792	8M0119309	153, 159
48 -8M0117986	783, 792	48 -8M0119331	795
48 -8M0117987	783, 792	48 -8M0119332	795
48 -8M0117988	782, 792	79 -8M0119406	315, 330, 334, 338, 342, 345, 349, 354, 402
48 -8M0117989	782, 792	91 -8M0119480	683
48 -8M0117990	782, 792	92 -8M0119689	304
48 -8M0117991	782, 792	84 -8M0120136	561

Part Number to Page Number Reference

8M0120319	377	98 8M0122666	155, 159
98 8M0120321	168, 170	84 8M0122787	556
8M0120346	460	79 8M0122881	559
8M0120657	252	79 8M0122888	559
8M0120836	250	8M0123001	216
8M0120837	250	35 8M0123025	96, 248
8M0120838	250	98 8M0123083	166, 357
8M0120839	250	48 8M0123399	847, 861
8M0120867	250	48 8M0123400	847, 861
8M0121245	221	48 8M0123401	847, 861
8M0121246	221	48 8M0123402	847, 861
8M0121252	221	48 8M0123403	847, 861
8M0121253	221	48 8M0123404	847, 861
8M0121254	221	48 8M0123405	847, 861
8M0121295	625	48 8M0123406	847, 861
8M0121296	625	48 8M0123407	847, 861
8M0121297	626	48 8M0123408	847, 861
8M0121300	626	48 8M0123409	847, 861
48 8M0121589	777, 789	48 8M0123410	847, 861
48 8M0121590	777, 789	48 8M0123411	847, 861
48 8M0121591	777, 789	48 8M0123412	847, 861
48 8M0121592	777, 789	79 8M0123434	559
48 8M0121593	777, 789	98 8M0123588	153, 160, 161
48 8M0121594	777, 789	98 8M0123590	156, 160
48 8M0121595	777, 789	98 8M0123592	156, 161
48 8M0121596	777, 789	98 8M0123593	156, 161
48 8M0121597	776, 789	98 8M0124068	140
48 8M0121598	776, 789	64 8M0124204	652
48 8M0121599	776, 789	64 8M0124205	652
48 8M0121600	776, 789	64 8M0124207	652
48 8M0121601	776, 789	64 8M0124208	652
48 8M0121602	776, 789	64 8M0124209	652
48 8M0121603	776, 789	8M0124387	471
48 8M0121604	776, 789	8M0124495	315, 331, 334, 338, 342, 345, 349, 354, 374
92 8M0121914	273	8M0124496	315, 331, 334, 338, 342, 345, 349, 354, 374
90 8M0121960	292, 294	8M0124497	376
92 8M0121963	292	8M0124498	315, 331, 334, 338, 342, 345, 349, 354, 374
92 8M0121966	297	98 8M0124634	168, 169
92 8M0121969	290	48 8M0125095	715, 741, 764
92 8M0121972	286	48 8M0125096	715, 741, 764
64 8M0121975	652	48 8M0125097	715, 741, 764
98 8M0122010	182	48 8M0125098	715, 741, 764
46 8M0122064	242, 243	48 8M0125100	715, 741, 764
8M0122079	126	48 8M0125101	715, 741, 764
35 8M0122423	81, 245–248, 254, 256, 311, 316, 346, 350	48 8M0125102	715, 741, 764
79 8M0122502	560	22 8M0125175	77, 177
79 8M0122503	558	91 8M0125730	685
79 8M0122505	559	48 8M0125738	786, 793
79 8M0122506	559	48 8M0125739	786, 793
79 8M0122507	559	48 8M0125740	786, 793
84 8M0122618	556	48 8M0125741	786, 793
84 8M0122619	556	48 8M0125742	785, 793
8M0122660	351	48 8M0125743	785, 793
8M0122662	347	48 8M0125744	785, 793
8M0122663	351	48 8M0125745	785, 793

Part Number to Page Number Reference

48 -8M0125746	785, 793	48 -8M0128335	778, 790
48 -8M0125747	785, 793	8M0128829	58
84 -8M0125748	586	48 -8M0128846	779, 790
84 -8M0125749	586	48 -8M0128847	779, 790
84 -8M0125750	586	48 -8M0128849	779, 790
84 -8M0125751	586	48 -8M0128850	779, 790
84 -8M0125752	586	8M0128967	629
84 -8M0125753	586	8M0128968	629
84 -8M0125754	586	8M0128969	629
84 -8M0125755	586	48 -8M0129046	776, 789
84 -8M0125756	586	48 -8M0129048	776, 789
84 -8M0125880	519	48 -8M0129049	776, 789
35 -8M0126144	85, 248	91 -8M0129072	932
48 -8M0126236	777, 789	91 -8M0129074	932
48 -8M0126237	777, 789	8M0129098	201
8M0126670	99	33 -8M0129146	118, 122, 257
67 -8M0126685	603	48 -8M0129147	781, 791
67 -8M0126686	603	48 -8M0129148	781, 791
8M0126959	576	48 -8M0129149	781, 791
8M0126960	575	48 -8M0129397	779, 790
84 -8M0127018	579	8M0129437	547
48 -8M0127026	716, 732, 744, 745, 763	8M0129438	547
48 -8M0127027	716, 725, 732, 744, 745, 763	8M0129439	547
48 -8M0127028	716, 732, 744, 745, 763	8M0129440	547
48 -8M0127029	716, 725, 732, 744, 745, 763	8M0129442	547
48 -8M0127030	716, 732, 744, 745, 763	8M0129456	548
48 -8M0127031	716, 725, 732, 744, 745, 763	8M0129457	547
48 -8M0127032	716, 732, 744, 745, 763	8M0129458	548
48 -8M0127033	716, 725, 732, 744, 745, 763	8M0129513	634
48 -8M0127034	716, 732, 744, 745, 763	8M0129527	634
48 -8M0127035	716, 725, 732, 744, 745, 763	88 -8M0129528	623
48 -8M0127036	716, 732, 744, 745, 763	88 -8M0129530	623
48 -8M0127037	716, 725, 732, 744, 745, 763	88 -8M0129531	623
48 -8M0127038	716, 732, 744, 745, 763	88 -8M0129533	623
48 -8M0127039	716, 725, 732, 744, 745, 763	88 -8M0129534	623
48 -8M0127040	715, 732, 744, 745, 763	88 -8M0129535	623
48 -8M0127041	715, 725, 732, 744, 745, 763	8M0129543	315, 331, 334, 338, 342, 345, 349, 354, 373
48 -8M0127042	715, 732, 744, 745, 763	8M0129544	376
48 -8M0127043	715, 725, 732, 744, 745, 762	8M0129545	315, 331, 334, 338, 342, 345, 349, 354, 373
48 -8M0127044	715, 732, 744, 745, 762	88 -8M0129562	623
48 -8M0127045	715, 725, 732, 744, 745, 762	57 -8M0129918	258
48 -8M0127046	715, 732, 744, 745, 762	84 -8M0130181	377
48 -8M0127047	715, 725, 732, 744, 745, 762	8M0130792	561
48 -8M0127048	715, 732, 744, 745, 762	8M0130835	251
48 -8M0127049	715, 725, 732, 744, 745, 762	88 -8M0130941	623
48 -8M0127050	715, 732, 744, 745, 762	48 -8M0131144	783, 792
48 -8M0127051	715, 725, 732, 744, 745, 762	48 -8M0131145	783, 792
48 -8M0127052	715, 732, 744, 745, 762	48 -8M0131146	783, 792
48 -8M0127053	715, 725, 732, 744, 745, 762	48 -8M0131147	783, 792
84 -8M0127681	580	48 -8M0131148	783, 792
84 -8M0127682	350, 580	48 -8M0131149	783, 792
8M0128091	933	48 -8M0131150	783, 792
48 -8M0128332	779, 790	48 -8M0131151	783, 792
48 -8M0128333	779, 790	48 -8M0131152	782, 792
48 -8M0128334	778, 790	48 -8M0131153	782, 792

Part Number to Page Number Reference

48 -8M0131154	782, 792	8M0134637	631
48 -8M0131155	782, 792	8M0134638	630
48 -8M0131156	782, 792	8M0134639	631
48 -8M0131157	782, 792	8M0134640	631
48 -8M0131158	782, 792	8M0134641	631
48 -8M0131159	782, 792	8M0134642	630
48 -8M0131160	782, 792	8M0134643	630
48 -8M0131161	782, 792	8M0134644	630
48 -8M0131162	782, 792	8M0134649	629
48 -8M0131163	782, 792	8M0134650	630
48 -8M0131164	782, 792	35 -8M0135210	258
48 -8M0131165	782, 792	33 -8M0135348	10, 12, 248
48 -8M0131166	782, 792	98 -8M0135386	85
48 -8M0131167	782, 792	8M0135450	630
22 -8M0131184	521	8M0135451	630
8M0131240	902, 922	8M0135452	630
8M0131261	634	79 -8M0135536	401
8M0131262	634	79 -8M0135617	401
8M0131263	634	79 -8M0135618	402
84 -8M0131369	574	79 -8M0135619	402
84 -8M0131370	575	79 -8M0135624	382
84 -8M0131371	575	79 -8M0135625	382
84 -8M0131372	575	79 -8M0135626	383
84 -8M0131373	575	79 -8M0135627	381
84 -8M0131374	575	79 -8M0135628	382
84 -8M0131375	575	79 -8M0135629	383
84 -8M0131376	575	79 -8M0135630	384
84 -8M0131377	575	79 -8M0135631	383
84 -8M0131378	575	79 -8M0135632	384
84 -8M0131379	575	8M0135633	384
84 -8M0131380	575	79 -8M0135634	382
84 -8M0131381	575	79 -8M0135638	382
84 -8M0131382	575	79 -8M0135641	383
84 -8M0131383	575	79 -8M0135644	385
84 -8M0131384	575	79 -8M0135645	385
84 -8M0131385	575	79 -8M0135646	385
84 -8M0131386	575	79 -8M0135648	385
10 -8M0131814	66, 68	79 -8M0135649	386
92 -8M0132061	301	79 -8M0135651	385
8M0133439	374	79 -8M0135654	385
8M0133491	626	79 -8M0135655	385
8M0133492	626	79 -8M0135656	384
84 -8M0133542	36	79 -8M0135657	384
8M0133617	252	79 -8M0135658	382
87 -8M0133815	636	79 -8M0135659	382
92 -8M0133921	301	79 -8M0135688	383
35 -8M0134466	242, 243	47 -8M0135803	242, 243
8M0134604	48, 54, 343, 626	98 -8M0135821	242, 243
8M0134607	48, 54, 312, 317, 335, 339, 626	91 -8M0135998	98, 183
8M0134609	48, 55, 346, 626	67 -8M0136134	235
8M0134611	618	67 -8M0136136	237
8M0134633	629	67 -8M0136137	237
8M0134634	629	67 -8M0136144	237
8M0134635	629	84 -8M0136941	36
8M0134636	631	84 -8M0136942	36

Part Number to Page Number Reference

46 -8M0137212	155, 159	8M0142106	776
8M0137442	632	8M0142107	776
8M0137445	631	48 -8M0142110	780, 790
8M0137447	631	48 -8M0142111	780, 790
8M0137451	632	48 -8M0142112	780, 790
8M0137456	632	48 -8M0142113	780, 790
8M0137459	632	48 -8M0142114	780, 790
8M0137461	633	48 -8M0142115	780, 790
97 -8M0137814	103, 108, 248	48 -8M0142116	780, 790
8M0137816	249	48 -8M0142117	780, 790
8M0137842	25	48 -8M0142118	780, 790
8M0137846	38	57 -8M0142251	249
8M0137849	19, 242, 243	8M0142265	97, 555
8M0137852	58	71 -8M0142696	555
8M0137854	43	8M0142779	60
48 -8M0137906	763	8M0142787	60
48 -8M0137907	763	98 -8M0142980	248
48 -8M0137924	716, 725, 732, 744, 745, 763	8M0143359	555
48 -8M0137925	716, 732, 744, 745, 763	8M0144040	781, 791
84 -8M0138268	563	8M0144042	781, 791
8M0138409	628	8M0144044	781, 791
8M0138410	629	8M0144046	781, 791
8M0138411	629	8M0144269	376
84 -8M0138593	550, 569	84 -8M0144917	635
8M0138640	483	84 -8M0144923	635
8M0138641	483	84 -8M0144924	635
8M0138642	484	8M0145165	461, 555
8M0138643	483	35 -8M0145281	258
84 -8M0138676	347, 351, 636	84 -8M0145987	573
84 -8M0138677	347, 351, 636	98 -8M0146062	61
84 -8M0138678	347, 351, 636	98 -8M0146063	61
35 -8M0138697	281	98 -8M0146064	61
8M0138978	606	98 -8M0146065	61
8M0139419	596	98 -8M0146066	61
8M0139420	596	98 -8M0146067	61
8M0139434	243	8M0146203	82
8M0139548	201	84 -8M0146321	555
84 -8M0139671	538	8M0147046	60
46 -8M0139983	155, 159, 160, 162, 163	8M0147047	60
93 -8M0140357	934	8M0147048	260
98 -8M0140877	55	8M0147049	260
84 -8M0141104	403	8M0147050	260
8M0141864	375	8M0147051	261
8M0141907	628	8M0147052	261
8M0141911	645	8M0147053	262
8M0142084	912	8M0147054	262
8M0142097	777	8M0147055	263
8M0142098	777	8M0147056	263
8M0142099	777	8M0147057	263
8M0142100	777	8M0147058	263
8M0142101	777	8M0147061	260
8M0142102	777	8M0147062	260
8M0142103	776	8M0147063	260
8M0142104	776	8M0147064	261
8M0142105	776	8M0147065	261

Part Number to Page Number Reference

8M0147066	261	48 -8M0151243	714, 717, 722, 725-730, 732-736, 746-750, 761
8M0147067	261	48 -8M0151245	714, 717, 722, 725-729, 732-736, 746-750, 761
8M0147068	262	48 -8M0151250	715, 717, 722, 733, 746-748
8M0147069	262	48 -8M0151251	715, 717, 722, 733, 746-748
8M0147070	262	48 -8M0151252	715, 717, 722, 733, 746-748
8M0147071	262	48 -8M0151253	715, 717, 722, 733, 746-748
8M0147072	263	48 -8M0151254	715, 717, 722, 733, 746-748
8M0147073	263	48 -8M0151255	715, 717, 722, 733, 746-748
8M0147074	263	48 -8M0151256	715, 717, 722, 733, 746-748
8M0147075	263	48 -8M0151257	715, 717, 722, 733, 746-748
8M0147076	264	48 -8M0151258	715, 717, 722, 733, 746-748
8M0147933	233	48 -8M0151259	715, 717, 722, 733, 746-748
32 -8M0148099	639	48 -8M0151260	715, 717, 722, 733, 746-748
57 -8M0148883	258	48 -8M0151261	715, 717, 722, 733, 746-748
8M0149427	252	48 -8M0151262	715, 717, 722, 733, 746-748
8M0149428	252	48 -8M0151263	715, 717, 722, 733, 746-748
35 -8M0149607	81	48 -8M0151271	715, 722, 741-743
84 -8M0149640	574	48 -8M0151272	715, 722, 741-743
8M0149838	618, 645	48 -8M0151273	715, 722, 741, 742
8M0149929	252	48 -8M0151274	715, 722, 741, 742
8M0149930	252	48 -8M0151275	715, 722, 741, 742
8M0149931	252	48 -8M0151279	715, 722, 741-743
8M0149932	252	48 -8M0151280	715, 722, 741, 742
62 -8M0150135	953	48 -8M0151281	715, 722, 741, 742
92 -8M0150218	288	48 -8M0151290	716, 717, 723
35 -8M0150927	258	48 -8M0151291	716, 717, 723
48 -8M0151210	716, 717, 723	48 -8M0151292	716, 717, 723
48 -8M0151211	716, 717, 723	48 -8M0151294	713
48 -8M0151212	716, 717, 723	48 -8M0151295	713
48 -8M0151213	716, 717, 723	48 -8M0151296	714
48 -8M0151214	716, 717, 723	48 -8M0151297	713
48 -8M0151215	716, 717, 723	48 -8M0151300	715, 717, 722, 733, 734, 747, 748
48 -8M0151216	716, 717, 723	48 -8M0151301	715, 717, 722, 733, 734, 745-748
48 -8M0151217	716, 717, 723	48 -8M0151302	715, 717, 722, 733, 734, 745-748
48 -8M0151218	716, 717, 723	48 -8M0151303	715, 717, 722, 733, 734, 745-748
48 -8M0151219	716, 717, 723	48 -8M0151304	715, 717, 722, 733, 734, 745-748
48 -8M0151220	716, 717, 723	48 -8M0151307	715, 717, 722, 733, 734, 745-748
48 -8M0151221	716, 717, 723	48 -8M0151308	715, 717, 722, 733, 734, 745-748
48 -8M0151224	714, 717, 722, 729, 730, 735, 736, 749, 762	48 -8M0151309	715, 717, 722, 733, 734, 745-747
48 -8M0151225	714, 717, 722, 729, 730, 734-736, 749, 762	48 -8M0151310	715, 717, 722, 733, 734, 745-747
48 -8M0151226	714, 717, 722, 729, 730, 732-736, 749, 762	48 -8M0151311	715, 717, 722, 734, 745-748
48 -8M0151227	714, 717, 722, 729, 730, 732-736, 749, 762	48 -8M0151312	715, 717, 722, 734, 745-748
48 -8M0151228	714, 717, 722, 729, 730, 732-734, 736, 749, 762	48 -8M0151314	716, 718, 723, 733, 734, 746, 747
48 -8M0151229	714, 717, 722, 728-730, 732-736, 748-750, 762	48 -8M0151315	716, 718, 723, 725, 726, 733, 734, 746, 747
48 -8M0151230	714, 717, 722, 728-730, 732-736, 746-749, 762	48 -8M0151316	716, 718, 723, 733, 734, 746, 747
48 -8M0151231	714, 717, 722, 726-730, 732-736, 746-750, 762	48 -8M0151317	716, 718, 723, 725, 726, 733, 734, 746, 747
48 -8M0151233	714, 717, 722, 726-730, 732-736, 746-750, 762	48 -8M0151318	716, 718, 723, 733, 734, 746, 747
48 -8M0151234	714, 717, 722, 728-730, 732, 734-736, 746, 748, 749, 762	48 -8M0151319	716, 718, 723, 725, 726, 733, 734, 746, 747
48 -8M0151235	714, 717, 722, 726-730, 732-736, 746-750, 762	48 -8M0151320	716, 718, 723, 733, 734, 746, 747
48 -8M0151237	714, 717, 722, 725-730, 732-736, 746-750, 762	48 -8M0151321	716, 718, 723, 725, 726, 733, 734, 746, 747
48 -8M0151238	714, 717, 722, 728-730, 732-736, 746-749, 762	48 -8M0151322	716, 718, 723, 733, 734, 746, 747
48 -8M0151239	714, 717, 722, 725-730, 732-736, 746-750, 762	48 -8M0151323	716, 718, 723, 725, 726, 733, 734, 746, 747
48 -8M0151241	714, 717, 722, 725-730, 732-736, 746-750, 762	48 -8M0151324	716, 718, 723, 733, 734, 746, 747
48 -8M0151242	714, 717, 722, 728-730, 732-736, 746-749, 761	48 -8M0151325	716, 718, 723, 725, 726, 733, 734, 746, 747
		48 -8M0151326	716, 718, 723, 733, 734, 745-747

Not all parts listed are available for the European, C.I.S., Africa and Middle East Markets.
For more information, please contact your local Mercury, Mariner, MerCruiser or Quicksilver Office.

Part Number to Page Number Reference

48 -8M0151327	716, 718, 723, 725, 726, 733, 734, 745-747	48 -8M0152624	779
48 -8M0151328	716, 718, 723, 733, 734, 745-747	8M0153154	650
48 -8M0151329	716, 718, 723, 725, 726, 733, 734, 745-747	8M0153486	145, 151
48 -8M0151352	713, 720, 760	8M0153670	145, 151
48 -8M0151353	713, 720, 760	8M0153671	151
48 -8M0151354	713, 720, 761	48 -8M0155023	718, 771, 846, 861
48 -8M0151355	713, 720, 760	48 -8M0155024	718, 771, 846, 861
48 -8M0151356	713, 720, 761	48 -8M0155025	718, 771, 846, 861
48 -8M0151357	713, 720, 760	48 -8M0155026	718, 771, 846, 861
48 -8M0151358	713, 720, 761	48 -8M0155027	718, 771, 847, 861
48 -8M0151359	713, 720, 760	48 -8M0155028	718, 771, 846, 861
48 -8M0151360	713, 721, 729, 736-740, 749, 751-753	48 -8M0155029	718, 771, 847, 861
48 -8M0151361	713, 721, 728-731, 736-740, 743, 744, 749-753	48 -8M0155030	718, 771, 846, 861
48 -8M0151362	713, 721, 728-731, 736-738, 743, 744, 749-751	8M0157844	233
48 -8M0151363	713, 721, 728-731, 736-738, 743, 744, 749-751	91 -8M2001017	685
48 -8M0151364	713, 721, 728-731, 736-738, 743, 744, 749-751	84 -8M2004357	540
48 -8M0151380	715, 722, 726-729, 737, 742, 743, 748-750	8M2004358	535
48 -8M0151381	715, 722, 725-729, 737, 742, 743, 748-750	8M2004360	535
48 -8M0151382	715, 722, 725-729, 737, 742, 743, 748-750	8M2004361	535
48 -8M0151383	715, 722, 725-729, 737, 742, 743, 748-750	8M2004362	535
48 -8M0151384	715, 722, 725-729, 737, 741-743, 748-750	22 -8M2007090	520
48 -8M0151385	715, 722, 728, 741-743, 748	8M2011935	543
48 -8M0151386	715, 722, 728, 741, 742, 748	21 -8M2017060	254-256
48 -8M0151387	715, 722, 741, 742	33 -8M2018369	118-121, 254-256
48 -8M0151388	715, 722, 741, 742	87 -8M3001384	543
48 -8M0151389	714, 715, 721, 723	8M3800000	537
48 -8M0151390	714, 715, 721, 723	84 -8M6000699	532
48 -8M0151391	714, 715, 721, 723	84 -8M6000701	534
48 -8M0151392	714, 715, 721, 723	84 -8M6000703	535
48 -8M0151393	714, 715, 721, 723	86 -8M6000708	564
48 -8M0151394	714, 715, 721, 722	22 -8M6000760	649
48 -8M0151395	714, 715, 721, 722	22 -8M6000771	649
48 -8M0151397	713, 721, 739, 740	22 -8M6000772	649
48 -8M0151398	713, 721, 729-731, 736-740, 749-751	22 -8M6001381	649
48 -8M0151399	713, 721, 729-731, 736-740, 749-751	22 -8M6001390	650
48 -8M0151400	713, 721, 728-731, 736-738, 743, 744, 749-751	22 -8M6001392	650
48 -8M0151401	713, 721, 728-731, 736-739, 743, 744, 749-751	84 -8M6001454	534
48 -8M0151402	713, 721, 728-731, 736-738, 743, 744, 749-751	84 -8M6001455	534
48 -8M0151403	714, 717, 722	84 -8M6001456	534
48 -8M0151404	714, 717, 722, 730	22 -8M6001488	520
48 -8M0151405	714, 717, 722, 730, 737, 750	22 -8M6001495	520
48 -8M0151406	714, 717, 722, 730	22 -8M6001497	520
48 -8M0151407	714, 717, 722, 730, 737, 750	8M6001762	564
48 -8M0151408	714, 717, 722, 730, 737, 750	88 -8M6001960	623
8M0151469	250	35 -8M6002131	258
8M0151470	250	8M6002180	516
8M0151540	189	22 -8M6002264	520
98 -8M0151748	403	8M6002274	258
92 -8M0152563	271, 272	8M6002359	394, 414, 602
92 -8M0152564	271, 272	35 -8M6002390	178, 258
92 -8M0152565	271, 273	35 -8M6002552	258
67 -8M0152596	238	79 -8M6002607	391
67 -8M0152598	238	8M6002740	205
67 -8M0152600	238	8M6002741	206
67 -8M0152601	238	8M6003460	377

Part Number to Page Number Reference

8M6003662	403	48 -8M8021670	773
8M6003663	403	48 -8M8021680	773
8M6003706	375	48 -8M8021690	773
8M6003707	375	48 -8M8021700	773
8M6003710	633	8M8022198	219
8M6004711	258	8M8022263	219
79 -8M6004807	559	48 -8M8022340	719, 772
8M6004829	563	48 -8M8022349	719, 772
8M6004830	564	48 -8M8022350	719, 772
8M6004831	563	48 -8M8022359	719, 772
8M6005011	374	48 -8M8022360	719, 772
8M6005014	375	48 -8M8022369	719, 772
8M6005019	375	48 -8M8022370	719, 772
8M6005025	375	48 -8M8022379	719, 772
8M6005108	374	48 -8M8022380	719, 772
8M6005109	375	48 -8M8022389	719, 772
87 -8M6005583	617	48 -8M8022390	719, 772
87 -8M6005584	617	48 -8M8022399	719, 772
8M6005670	381	48 -8M8022400	719, 772
8M6005671	381	48 -8M8022409	719, 772
8M6005672	380	48 -8M8022410	719, 772
8M6005673	380	48 -8M8022419	719, 772
8M6005674	380	48 -8M8022420	719, 772
8M6005675	380	48 -8M8022429	719, 772
8M6005676	380	48 -8M8022430	719, 772
8M6005677	381	48 -8M8022439	719, 772
8M6005678	381	48 -8M8022440	719, 772
8M6005695	381	48 -8M8022449	719, 772
8M6005696	381	48 -8M8022450	719, 772
8M6005697	381	48 -8M8022459	719, 772
8M6006077	617	48 -8M8022460	719, 772
8M8020356	220	48 -8M8022469	719, 772
8M8021162	219	48 -8M8022470	719, 772
48 -8M8021430	773	48 -8M8022479	719, 772
48 -8M8021440	773	48 -8M8023100	764
48 -8M8021450	773	48 -8M8023120	764
48 -8M8021460	773	48 -8M8023140	764
48 -8M8021470	773	48 -8M8023160	764
48 -8M8021480	773	48 -8M8023180	764
48 -8M8021490	773	8M8023320	217
48 -8M8021500	773	8M8023358	217
48 -8M8021510	773	8M8023359	217
48 -8M8021520	773	48 -8M8023600	773
48 -8M8021530	773	48 -8M8023610	773
48 -8M8021540	773	8M8023624	216
48 -8M8021550	773	8M8023625	216
48 -8M8021560	773	8M8023626	217
48 -8M8021590	773	8M8023627	217
48 -8M8021600	773	8M8023731	212
48 -8M8021610	773	8M8023733	212
48 -8M8021620	773	8M8023735	212
48 -8M8021630	773	8M8023737	212
48 -8M8021640	773	8M8023739	212
48 -8M8021650	773	8M8023741	212
48 -8M8021660	773	48 -8M8023800	774

**Not all parts listed are available for the European, C.I.S., Africa and Middle East Markets.
For more information, please contact your local Mercury, Mariner, MerCruiser or
Quicksilver Office.**

Part Number to Page Number Reference

48 -8M8023810	774	48 -8M8026560	713, 721, 729, 730, 736-740, 749, 751-753, 757, 826, 833
48 -8M8023820	774	48 -8M8026570	713, 721, 729, 730, 736-740, 749-753, 757, 826, 833
48 -8M8023830	774	48 -8M8026580	713, 721, 728-731, 736-740, 743, 744, 749-753, 757, 833
48 -8M8023840	774	48 -8M8026590	713, 721, 728-731, 736-738, 743, 744, 749-751, 757, 826, 833
48 -8M8023850	774	48 -8M8026600	713, 721, 728-731, 736-738, 743, 744, 749-751, 757, 826, 833
48 -8M8023860	774	48 -8M8026620	712, 757, 826, 832
48 -8M8023870	774	48 -8M8026625	712, 739, 740, 752, 753, 757, 826, 832
48 -8M8023880	774	48 -8M8026630	712, 731, 739, 740, 752, 753, 757, 826, 832
48 -8M8023890	774	48 -8M8026635	712, 731, 739, 740, 752, 753, 757, 826, 832
48 -8M8023900	774	48 -8M8026640	712, 731, 739, 740, 752, 753, 757, 826, 832
48 -8M8023910	774	48 -8M8026650	712, 757, 827, 831
48 -8M8023920	774	48 -8M8026655	712, 757, 827, 831
48 -8M8023930	774	48 -8M8026790	766
48 -8M8023940	774	48 -8M8026820	766
48 -8M8023950	774	32 -8M8026967	75, 312, 316
48 -8M8023960	774	8M8027354	218
48 -8M8023970	774	8M8027372	218
48 -8M8023980	774	48 -8M8027497	826, 828, 833, 836, 839, 841, 857
48 -8M8023990	774	48 -8M8027498	826, 828, 833, 836, 839, 841, 857
48 -8M8024000	774	48 -8M8027500	826, 828, 833, 836, 839, 841, 857
48 -8M8024010	774	48 -8M8027502	826, 828, 833, 836, 839, 841, 857
48 -8M8024110	774	48 -8M8027504	826, 828, 833, 836, 839, 841, 857
48 -8M8024120	774	48 -8M8027506	826, 828, 833, 836, 839, 841, 857
8M8024581	213	48 -8M8027510	826, 828, 832, 835, 838, 840, 857
8M8024582	214	48 -8M8027511	826, 828, 832, 835, 838, 840, 857
8M8024583	214	48 -8M8027512	826, 828, 832, 835, 838, 840, 857
8M8024584	214	48 -8M8027513	826, 828, 832, 835, 838, 840, 857
8M8024668	208	48 -8M8027514	826, 828, 832, 835, 838, 840, 857
8M8025733	516	48 -8M8027516	827, 831, 838, 856
8M8025968	211	48 -8M8027517	827, 831, 838, 856
8M8025969	211	8M8027677	56, 57, 500
8M8025970	211	63 -8M9200340	954
8M8025971	211	67 -8M9200702	76
8M8025972	211	67 -8M9200903	232
8M8025973	211	1667- 9011G90	116
8M8026000	205	1667- 9011J15	115
8M8026004	220	1667- 9011J16	69, 115
8M8026006	219	1667- 9011J 2	116
8M8026029	213	1667- 9011J29	116
84 -8M8026041	221, 477	1667- 9011J33	115
84 -8M8026042	221, 478	1667- 9011J35	115
84 -8M8026043	222, 478	1667- 9011J37	115
84 -8M8026044	222, 478	1667- 9011J39	115
8M8026070	219	1667- 9011J 6	115
48 -8M8026210	852	1667- 9011J 7	115
48 -8M8026230	852	48 - 90159A46	768, 834
48 -8M8026250	852	90185A 1	181, 928
48 -8M8026260	852	90362A 3	609
48 -8M8026300	852	91 - 90455 1	685
48 -8M8026310	852	90468A 1	595
48 -8M8026320	852	50 - 90983A 5	37, 40-42
48 -8M8026330	852		
48 -8M8026340	852		
48 -8M8026555	713, 721, 738-740, 757, 826, 833		

Part Number to Page Number Reference

1647- 9148T81	68, 115	A -AA280047M	939
1647- 9148T82	115	A -AA300058M	939
1647- 9148T84	115	A -AA300059M	940
1647- 9148T85	115	A -AA310143M	938
1647- 9148T86	115	A -AA310144M	939
84 - 91942A 4	355, 608	A -AA350062M	939
92020A 2	357, 675	A -AA350063M	940
92020A 3	357, 675	A -AA430102M	940
92418	927	A -AA430103M	940
56 - 92729A49	67, 320	A -AA460014M	940
92876A12	672	A -AA460015M	940
92876A12	312, 336, 339, 670, 672	F197787Q3	78
92876A 8	312, 317, 336, 339, 673	F213238Q2	78
92876A 9	312, 317, 336, 339, 673	F58685-2	501
93320A13	133, 141-143	F5H078	582
93320A14	133, 142, 143	F5H094	670
93320A15	134, 142, 143	F5H208/18	501
93322A10	134, 144, 145	F5H208/22	501
93322A12	134, 144, 145	F5H268	582
84 - 93347A 3	608	11 -F7048	917
33 - 941	7, 17	FA324101	919
1547- 9412A19	196	FA58976-1	501
1547- 9412A20	196	FA94094-2	914
1547- 9412A21	196	FK719059	94
1547- 9412A22	196	48 -FP6430	825, 888
1547- 9412A23	196	FP6477	825, 888, 890
94185A17	44, 50	M879341T	105
94286T 1	102, 109	48 -MAF12406T	710, 756, 869
45 - 94819T 5	169, 170	NA	790, 791
27 - 94996Q 2	259	NLA	30, 32, 42
84 - 95084A10	621	QA1912X	824, 829, 833, 836, 842-845, 848, 849, 851, 852, 855, 862, 865-867
84 - 95084A13	621	QA1916X	824, 829, 833, 836, 842-845, 848, 849, 851, 852, 855, 862, 865-867
18 - 95295	902, 919	QA1918X	824, 829, 833, 836, 842-845, 848, 849, 851, 852, 855, 862, 866, 867
95419A 1	45, 51	QA1920X	824, 829, 833, 836, 842-844, 846, 848, 849, 851, 852, 855, 862, 866, 867
22 - 95633M	69	QA1940R	846, 861
95723A 4	39, 41, 42	QA1941R	847, 861
87 - 95810A 8	38, 40, 41	QA1946R	846, 861
95845A 5	21-23	QA1947R	847, 861
398- 9610A27	204	QA1952R	846, 861
46 - 96148Q 8	246	QA1953R	847, 861
96186A 2	674	QA2000X	829, 833, 842-845, 848, 849, 851, 852, 855, 865
96708A 4	357, 675	QA2004X	824, 829, 833, 842-845, 848, 849, 851, 852, 855, 862, 865, 867
33 - 97180Q	6, 13, 15-17	QA2006X	829, 833, 842-845, 848, 849, 851, 852, 855, 865, 866
33 - 97182Q	6, 13-16	QA2008X	824, 829, 833, 836, 842-845, 848, 849, 851, 852, 855, 862, 865, 867
97258A 1	463	QA2010X	829, 833, 842-845, 852, 855, 865-867
33 - 97389	118, 119	QA2014X	829, 833, 842-845, 848, 849, 851, 852, 855, 864, 866
86 - 98199T	619	QA2026X	826, 828, 832, 835, 839, 841, 863, 866
91 - 98234A 2	683	QA2028X	826, 828, 832, 835, 839, 841, 855, 863, 866
98432Q 6	102	QA2030X	826, 828, 832, 835, 839, 841, 855, 863-867
98432T 6	106, 109, 110	QA2032X	826, 828, 832, 835, 839, 841, 863-867
98571A 3	55		
98634A20	167, 169, 170, 356		
A -AA260050M	938		
A -AA260051M	938		
A -AA280046M	938		

Not all parts listed are available for the European, C.I.S., Africa and Middle East Markets.
For more information, please contact your local Mercury, Mariner, MerCruiser or Quicksilver Office.

Part Number to Page Number Reference

QA2034X	826, 828, 832, 835, 839, 841, 863–865, 867	QS5002X	824, 829, 834, 836, 842, 843, 845, 846, 848, 849, 851, 852
QA2036X	826, 828, 832, 835, 839, 841, 863–865, 867	QS5004X	824, 829, 834, 836, 842, 843, 845, 846, 848, 849, 851, 852, 860, 865, 868
QA2038X	826, 828, 832, 836, 839, 841, 863–865, 867	QS5005X	825, 829, 834, 837, 843–846, 849–851, 853, 860, 866, 868
QA2040X	826, 828, 832, 836, 839, 841, 863–865, 867	QS5006X	824, 829, 834, 836, 842, 843, 845, 846, 848, 849, 851, 853, 860, 864, 868
QA2042X	826, 828, 833, 836, 839, 841, 863–865, 867	QS5007X	825, 829, 834, 837, 843–846, 849–851, 853, 860, 864, 868
QA2060X	826, 827, 832, 834, 838, 840, 855, 863, 865	QS5008X	824, 829, 834, 836, 842, 843, 845, 846, 848, 849, 851, 853, 860, 864, 868
QA2062X	826, 827, 832, 834, 838, 840, 855, 863, 864, 866, 867	QS5050X	824, 829, 833, 836, 842–844, 846, 848, 849, 851, 852, 860, 862, 864, 866, 867
QA2064X	826, 827, 832, 834, 838, 840, 855, 863, 865, 868	QS5052X	824, 829, 833, 836, 842–844, 846, 848, 849, 851, 852, 860, 862–864, 866, 867
QA2070X	826, 827, 832, 838, 840, 856, 863, 864, 866–868	QS5054X	824, 829, 833, 836, 842–844, 846, 848, 849, 851, 852, 860, 862–864, 867
QA2072X	826, 827, 832, 834, 838, 856, 863, 864, 866	QS5056X	824, 829, 833, 836, 842–844, 846, 848, 849, 851, 852, 860, 862–864, 867
QA2074X	826, 828, 832, 838, 840, 856, 863–865, 868	QS5058X	862–864, 867
QA2076X	826, 828, 832, 834, 838, 856, 863, 864, 866	QS5114X	826, 828, 833, 836, 839, 841, 859, 863–865, 867
QA2078X	822, 826, 828, 832, 834, 835, 838, 840, 856, 863–867	QS5116X	827, 828, 833, 836, 839, 841, 859, 863–865, 867
QA2080X	826, 828, 832, 834, 838, 856, 863, 864, 866	QS5118X	827, 828, 833, 836, 839, 841, 859, 863–865, 867
QA2082X	826, 828, 832, 835, 838, 840, 856, 863–865, 867	QS5166X	826, 828, 832, 835, 838, 840, 859, 863, 864, 866, 867
QA2084X	826, 828, 832, 835, 838, 840, 856, 863–865	QS5168X	826, 828, 832, 835, 838, 840, 859, 863, 866, 867
QA2106R	825, 831, 863, 865	QS5170X	826, 828, 832, 835, 838, 840, 859, 863, 866, 867
QA2124R	825, 830, 863, 866	QS5758X	824, 829, 833, 836, 842, 843, 845, 846, 848, 849, 851, 852, 860
QA2126R	825, 830, 863, 866	QS5760X	824, 829, 833, 842, 843, 845, 846, 848, 849, 851, 852, 860
QA2128R	825, 830, 863, 866	QS5862X	824, 829, 834, 836, 842, 860
QA2130R	825, 830, 863, 866	QS5864X	824, 829, 834, 836, 842, 860
QA2148R	830, 837	QS5866X	824, 829, 834, 836, 842, 860
QA2150R	830, 837		
QA2154R	830, 837		
QA2158R	830, 837		
QA2171R	831, 838		
QA2173R	831, 838		
QA2175R	831, 838		
QA2178R	831, 838		
QA2190R	827, 831, 838		
QA2192R	827, 831, 838		
QA2196R	827, 831, 838		
QA2200R	827, 831, 838		
QA2206X	823, 835, 847, 856, 866		
QA2208X	823, 835, 847, 848, 856, 866		
QA2828X	826, 828, 832, 835, 839, 841, 855		
QA2830X	826, 828, 832, 835, 839, 841, 855		
QA2832X	826, 828, 832, 835, 839, 841, 855		
QA3114R	822, 862		
QA3118R	822, 862		
QA3150R	822, 827, 831, 840, 862, 866, 867		
QA3152R	822, 827, 831, 840, 862, 866, 867		
QA3168R	822, 862		
QA3170R	822, 862		
QA3178R	822, 830, 839, 862, 866		
QA3182R	830, 837		
QA3184R	830, 837		
QA3808R	831, 840, 866, 867, 883		
QA3810R	831, 840, 866, 867, 883		
QA3832X	823, 835, 847, 848, 856		
QA3906R	827, 839, 863, 864, 867, 882		
QA3914R	827, 839, 863, 867, 882, 883		
QS1154X	824, 829, 833, 836, 842–844, 846, 848, 849, 851, 852, 860		

#NUMERIC

100 Hour Service Kit	250–252, 260–263
103 Degree Tailpipe	217
10 Inch Space Kit	60
10 Inch Spacer Kit	60
10W30 Marine Oil	272, 273
12 Volt Battery	232
14 Pin Bracket	683
14 Pin Extension Harness	574, 575
15W40	282
2.0L Diesel Rigging	528
2.5 Inch Spacer Kit	212
2-4-C Grease Gun	297, 934
2-4-C Lubricant	297, 933, 934
250 Dynamic	938
25W40 Synthetic Blend	273, 274
25W40 Synthetic Blend 4-Stroke Oil	274
25W50	274
25W50 High Performance oil	274
260 Dynamic	938
270 Dynamic	938
280 Dynamic	938, 939
290/300 Ocean Runner	939
290 Ocean Runner	940
2-Stroke PWC	285
300 Dynamic	938
300 Hour Service Kit	250–252, 260–264
300 Hour Service Kit	252
300 Hour Service Kit No Anodes	252
300 Ocean Runner	940
310 Dynamic	938, 939
340 Ocean Runner	939, 940
350 Verado Snorkel Kit	208
420/430 Ocean Runner	940
420 Ocean Runner	940
430 Ocean Runner	940
460 Ocean Runner	940
4 in 1 Gauge	398, 400
4-Stroke Outboard Oil	272
5 Inch Spacer Kit	60

5W30	282
----------------	-----

A

Absorber Oil	76
Active Trim	545–548
Active Trim Side Mount Adapter	548
Actuator Extension Harness	532, 539, 540
Actuator Kit	471, 681
Adapter 10 Pin	554
Adapter Air Pump	953
Adapter Cable	501, 508, 662, 664
Adapter Cable Kit	509
Adapter Crankcase	97, 306
Adapter Crankcase Oil Pump	97, 306
Adapter Drive Sleeve	910, 911
Adapter Dual Action Pump	953
Adapter Fill Valve	952
Adapter Gear Lube Pump	296
Adapter Harness	462, 539, 551, 554, 558, 569, 574, 578, 579, 610, 636
Adapter Harness Analog Gauge	579
Adapter Harness Boat	556
Adapter Harness Dual Helm	578
Adapter Harness Instrument	551, 569
Adapter Harness Quad	551, 569
Adapter Harness Remote Control	484, 607
Adapter Harness Trim Switch	611
Adapter Hose Oil Pump	306
Adapter Kit Cable	501
Adapter Kit Non Power Steering	219
Adapter Kit Transom	181
Adapter Plate Engine Twin	669
Adapter Power Purge System	649, 654
Adapter Remote Tank	86
Adapter Replacement	952
Adapter Replacement Tank	92
Adapter Set	953
Adapter Transom Kit	181
Adapter Universal Fill Valve	952
Adapter Valve Fill	952
Adapter Valve Fill Halkey-Roberts	952
Adapter Valve Fill Universal	952

Part Description Index

Adhesive Bellows	304	Anode Plate 99–101, 183, 184, 187, 244–248, 259, 913, 926	
Adhesive Pad	602	Anode Plug	258
Advanced Sound Control	555	Anode Power Trim	100, 103, 104, 243–248
Air Deck Floor System	945, 946	Anode Prop Nut Kit	105, 185, 912, 913
Air Filter	94, 95, 244, 247, 248, 257–259	Anode Prop Nut Replacement	105, 185, 186, 913
Air Intake Tube Kit	126	Anode Side Pocket	100, 105, 243–248
Air Pump Adapter	953	Anode Tab Trim	102, 187, 242, 243, 925
Air Pump Gauge	953	Anode Trim Cylinder	188, 189
Air System Floor Deck	945, 946	Anode Trim Tab	102, 187, 242, 243, 925
Air Valve Assembly Inflatable Boats	952	Anti-Collision Cable	517, 518
Alcohol Tester	291	Antifreeze Coolant	287, 288
Alignment Shaft	684, 685	Anti-Icing Carburetor Kit	89, 90
Alternator Belt	245, 246	Anti Vent Plate Anode	103, 248
Alternator Belt	245–249	Assembly Grease	299
Alternator Energy Kit	20	Assembly Tailstock	213
Altitude Gear Set	68	Automatic Power Switch	636
Aluminum Anode Kit	99, 101, 183, 184, 259	Automotive Grease	298
Analog Block Water Pressure	461, 555		
Analog Conversion Kit Digital	416, 564	B	
Analog Digital Conversion Kit	416, 417, 564, 565	Bag Bow	947
Analog Fitting Kit	461	Bag Storage Under Seat	947
Analog Gauge Interface	214, 215, 426, 427	Barrel Pump	305
Analog Gauge Interface Kit	426	Battery	232
Analog Power Trim Sender	464	Battery Analyser	233
Anode	99, 100, 102–105, 184, 186–189, 230, 242, 243, 248, 258, 259	Battery Cable	36, 204
Anode Assembly	230	Battery Cable Kit	36, 616
Anode Bearing Carrier	188	Battery Charger	233
Anode Driveshaft Housing	185	Battery Charging Kit	24, 25
Anode Engine	189, 257, 258	Battery Connector Cable	233
Anode Gimbal Housing	184	Battery Cover	617
Anode Heat Exchanger	189	Battery Desulfator	233
Anode Housing Driveshaft	185	Battery Isolator	617
Anode Housing Gimbal	184	Battery Isolator Harness Kit	618
Anode Kit	98, 99, 101, 104, 183, 184, 230, 239, 259	Battery Plate	616, 617
Anode Kit + QS Easel	240	Battery Switch	233
Anode Kit Aluminum	99, 101, 183, 184, 259	Bearing Anode Carrier	188
Anode Kit Magnesium	101, 183, 184, 259	Bearing Assembly Gear Pinion/Forward	68
Anode Kit Prop Nut	105, 185, 912, 913	Bearing Assembly Pinion/Forward Gear	68
Anode Mercathode	98, 183	Bearing Carrier Anode	188
Anode Nut Prop Kit	105, 185, 912, 913	Bearing Kit Gimbal	123, 222
Anode Nut Prop Replacement	105, 185, 186, 913	Bearing Pinion/Forward Gear Assembly	68

Bell Housing Exhaust Bellows	259	Black Propeller Paint	302, 934
Bellows Adhesive	304	Block Fitting	461
Bellows Bulkhead Kit	225, 228, 502, 676, 677	Block Off Plate	158
Bellows Kit Bulkhead	225, 228, 502, 676, 677	Block Off Plate Exhaust	130
Bellows Shift Cable	225, 259, 502	Block Water Pressure Digital	557
Bellows Steering Cable	227, 676	Block Water Pressure Kit	461, 555
Bellows U-Joint	259	Blow-Start Siphon	79
Belt Alternator	245–249	Boat Cover	941
Belt Cover Kit	126	Boat Cover 460/470 Inflatable	941
Belt Kit Serpentine	125, 154	Boat Handle	947
Belt Serpentine	125, 155, 253–257	Bolt Mounting	66, 67
Belt Serpentine Kit	125, 154	Boost Pump Kit	174
Belt Timing	243, 244	Bow Trim Harness	610
Bench Seat	944	Bracket	683
Bezel Gauge Black 110 mm	401	Bracket, Drop Down	139
Bezel Gauge Black 52 mm	394, 414, 459	Bracket Extension Plate	215
Bezel Gauge Black 85 mm	386, 397, 404, 414	Bracket Filter Kit	172
Bezel Gauge Chrome 110 mm	401	Bracket Filter Water Separating	84, 176
Bezel Gauge Chrome 52 mm	394, 414, 430, 435, 444, 452, 459, 460, 602	Bracket Front Lifting Eye	158
Bezel Gauge Chrome 85 mm	386, 397, 404, 415	Bracket Kit Filter	172
Bezel Gauge Gold 52 mm	430, 435, 444, 452, 458	Bracket Steering	671, 674
Bezel Gauge White 110 mm	401	Bracket Steering Arm	674
Bezel Gauge White 52 mm	394, 414, 459	Bracket Steering Handle	56, 671
Bezel Gauge White 85 mm	386, 397, 404, 415	Bracket Tiller Handle	55
Bezel Mounting	662	Bracket Transducer	558
Bezel Panel Remote Control	473, 480	Bracket Transom Support	66
Bezel Replacement	676	Brass Threaded Hose Barb	76
Bezel Start Stop Switch Black	590	Bravo Driveshaft Housing	197, 198
Bezel Start Stop Switch Chrome	590	Bravo Gear Housing	198–200
Bezel Start Stop Switch White	590	Bravo I FS Propeller	778, 779
Bezel Steering	227, 665, 675	Bravo I Lab Finished Propeller	781, 782
Bezel System Monitor	403	Bravo I LT Propeller	776, 777
Bezel Trim Switch	610	Bravo I LT Propellers	777
Black Diamond Bravo Two	770, 771, 861	Bravo I OC Propeller	781
Black Diamond Bravo Two Propeller	861	Bravo I XC Propeller	778
Black Diamond Propeller	855, 856, 861	Bravo I XS Propeller	777, 778
Black Diamond Propeller Kicker	759	Bravo Propeller	765, 771, 772
Black Key Cover Plastic	595	Bravo Sterndrive	193–196
Black Max Propeller	758–761	Bravo Three Diesel	773
Black Paint	300	Bravo Three Diesel Propeller	773
Black Paint Phantom	302	Bravo Three Propeller	772
		Bravo Three XR Propeller	785, 786

**Not all parts listed are available for the European, C.I.S., Africa and Middle East Markets.
For more information, please contact your local Mercury, Mariner, MerCruiser or
Quicksilver Office.**

Part Description Index

Bravo Two Propeller	770, 771, 861	Cable Tie	623, 624
Bulb Assembly Primer	75	Cable Tie Standard	624
Bulkhead Compression Fitting	225, 227, 502, 676	Camouflage Tan	301
Bulkhead Fitting	520, 649	CAN H Adapter	517
Bulkhead Kit Bellows	225, 228, 502, 676, 677	CAN H Gateway	517
Bullet Insulator Terminal Receptacle	620	CAN H to GTC Adapter	561
Bullet Receptacle Terminal Insulator	620	CAN Track Pad	475
Bullet Terminal	619	Cap Female Power Steering	640
Bullet Terminal Receptacle	618, 619	Cap Kit Rotor	253–256
Bushing Flo-Torq Hub Kit	905	Cap Male Power Steering	640
Bushing Kit Flo-Torq Hub	905	Cap Non Vented Steering	648, 653, 668
Bushing Power 2 Propeller	911	Cap Replacement	72, 73
Bushing Prop	911	Cap Replacement Flushing	70, 229
Bushing Prop Hub	911	Cap Replacement Gauge	73
Button Cowl Mounted	39	Cap Rotor Kit	253–256
Button Handle Tiller Harness	38	Carbon Fiber Dress Kit	219
Button Harness Tiller Handle	38	Carburetor Anti-Icing Kit	89, 90
C			
Cable, Steering	656, 657, 661	Carburetor Fuel Filter	253, 255
Cable Adapter	501, 508	Carburetor Kit Anti-Icing	89, 90
Cable Adapter Kit	501, 509	Carburetor Kit Repair	253, 255, 256
Cable Attaching Kit Dual	673	Carburetor Kit Wedge	152
Cable Attachment Steering	674	Carburetor Repair Kit	242, 253, 255, 256
Cable Battery	36, 204	Carburetor Wedge Kit	152
Cable Battery Kit	36, 616	Carrier Bearing Anode	188
Cable Fuse Assembly 100 Amp	618	CCM Module	538, 539
Cable Fuse Holder	621	Charging Battery Kit	25
Cable Grip Kit	471	Charging Kit	24
Cable Puller	624	Charging Kit Battery	24, 25
Cable Replacement	664	Check Valve Kit	180
Cable Rotary Dual System	660	Choke Harness	571
Cable Rotary System	659, 660	Choke Kit	86
Cable Rotary System Dual	660	Chopper II Propeller	775
Cable Shift	224, 509, 510	Circuit Breaker	623
Cable Shift Bellows	225, 259, 502	Circulating Hose Pump	165
Cable Shift Connector	501	Circulating Pump Hose	165
Cable Shift Kit	259	Clamps Fuel Line	79, 85, 177
Cable Steering	227, 675, 676	Cleat Boat Handle	947
Cable Throttle Connector	501	Cleaver Propeller	775
Cable Throttle Shift	503–505	Clip Splice	620
		Clip Trailering	35, 124
		Close Couple Hardware Kit	217
		Close Couple Tailpipe Kit	216

Closed Cooling Hose Kit	146, 147, 156–158	Control Remote Engine Harness	39
Closed Cooling Kit	152–154	Control Side Mount Remote	483–486, 488
Coil Kit Lighting	20, 21	Control Trim Lever	495
Coil Lighting Kit	20, 21	Control Unit Mercathode	183
Combo GPS/IMU	517	Conversion Digital Analog Kit	416, 564
Combustion Chamber Cleaner	290	Conversion Gear Kit	210
Command Module	527	Conversion Kit	481
Command Module Kit	524, 525	Conversion Kit Analog Digital	416, 417, 564, 565
Command Module Kit Console Mount	525, 526	Conversion Kit Digital Analog	416, 564
Command Module Kit Panel Mount	523, 524	Conversion Kit Remote Control	482, 488, 496, 497
Command Module Kit Quad	526	Conversion Kit SC Sensor	416, 427
Command Module Kit Shadow Mode	526	Conversion Kit Sideshift	57, 58
Command Module Slim Binnacle	524	Conversion Kit Tiller Handle	43, 44, 46
Complete Water Pump	247, 248	Conversion Remote Control Kit	488, 496, 497
Compression Fitting Bulkhead	225, 227, 502, 676	Conversion Sideshift Kit	57, 58
Connection Kit Hose	666, 667	Converter Voltage	543
Connection Kit Steering Teleflex	665	Coolant Diesel	288
Connector Cable Shift	501	Coolant Engine	287
Connector Cable Throttle	501	Coolant Temperature Gauge	386, 392
Connector Engine Flush Kit	166	Coolant Temperature Sender	463
Connector Engine Fuel End	78	Cooler Pump Kit	674
Connector Flush Kit Engine	166	Cool Fuel Relocation Kit	152
Connector Fuel	78	Co-Pilot Kit	55
Connector Fuel Engine End	78	Co-Pilot Kit Sail	55
Connector Kit	78	Copper Tube Fitting Kit	664
Connector Shift Cable	501	Cord Lanyard	598
Connector Throttle Cable	501	Corrosion Guard	286
Console	944	Cotter Pin	919
Console Control Remote Mount	481, 482, 487	Coupler Hose	125
Console Mount Can Track Pad	475	Coupler Male	620
Console Mount Remote Control	481, 482, 487	Coupler Propeller Shaft	180
Console Pack Comfort	944	Cover Black Plastic Key	595
Continuity Washer	921	Cover Hole Instrument Kit	468
Control	488–495	Cover Impeller Housing	155
Control, Remote	480	Cover Kit Belt	126
Control Drilling Fixture	683	Cowl Finish Compound	302
Control Engine Remote Harness	39	Cowl Fitting	56, 500
Control Harness Remote Engine	39	Crankcase Oil Pump	97, 305
Control Lever Trim	495	Crimping Tool	620
Control Power Trim	609	Cruiselog Gauge	433, 438, 442, 446, 450, 454, 457
Control Remote Attaching Kit	497–499	Cushion Seat	944
Control Remote Conversion Kit	488, 496, 497	Cylinder	633, 651

**Not all parts listed are available for the European, C.I.S., Africa and Middle East Markets.
For more information, please contact your local Mercury, Mariner, MerCruiser or
Quicksilver Office.**

Part Description Index

Cylinder Assembly	674	Drain Seawater Hose Kit	165
Cylinder Big Tiller	634	Dress Kit Carbon Fiber	219
Cylinder Front Outboard Mount	666	Drill Fixture Kit	683, 684
Cylinder Head	203, 204	Drilling Transom Fixture	683
Cylinder Head O-Ring	203	D-Ring	948, 949
Cylinder Hydraulic	645	D-Ring Lifting Handle	948
Cylinder Seal Kit	669	D-Ring Stainless Steel	948
Cylinder Short Stroke	634	Drive Adapter Sleeve	910
D		Drive Bracket	644
<hr/>			
Dampener Hose	635, 639	Drive Bravo Housing Shaft	197, 198
Data Harness	575	Drive Bravo Shaft Housing	197, 198
Decal Mercury	240	Drive Installation Kit	259
Decal Theft	602	Drive Kit	57
Decal Washer Kit	584	Driveline Hardware Kit	217
Deck Fill Oil Kit	92, 93	Driveline Kit	218
Deck Mount Kit - Trim Pump	216, 680	Driveline Tailpipe Kit	217
Deck Oil Fill Kit	92	Driveshaft Alpha Housing	196, 197
Depinning Tool	624	Driveshaft Assembly	222
Depth Transducer Hull	560	Driveshaft Bravo Housing	197, 198
DFI 2-Cycle Outboard Oil	269	Driveshaft Extension Kit	58–61
DFI 2-Cycle Outboard Oil	268, 269	Driveshaft Housing Anode	185
Diesel Coolant	288	Driveshaft Housing Assembly	207
Diesel DTS Helm Panel Kit	537	Driveshaft Kit	168, 169
Diesel Harness Fuel Level	542	Drive Sleeve	904, 910
Diesel Mechanical Helm Harness	529, 531	Drive Sleeve Adapter	910, 911
Diesel Oil	282	Drive Spacer	211
Diffuser Ring	913, 914	Drive Spacer Kit	211
Digital Analog Conversion Kit	416, 417, 564, 565	DTS Analog Gauge Harness	416, 426
Digital Block Water Pressure	555	DTS Clean Power Helm	580
Digital Control Zero Effort	475–477	DTS Console Dual	474
Digital Depth / Temp Gauge	459	DTS Console Quad	474
Digital Depth Gauge	430, 435, 443, 451, 458	DTS Console Triple	474
Diode Kit	495, 496	DTS Shadow Mode Quad RC Rigging Kit	523
Diode Kit Lanyard	597	DTS Slim Console Rigging Kit	522
Diode Lanyard Kit	597	DTS Tiller Handle Kit	48, 626
Docking Station - TDS	601	DTS Yacht Control Throttle	475
Drain Exhaust Elbow Manifold	152	Dual Action Pump Valve Fill Adapters	953
Drain Exhaust Manifold Elbow	152	Dual Attaching Cable Kit	673
Drain Kit Oil	173	Dual Cable Attaching Kit	673
Drain Kit Seawater Hose	165	Dual Cable Rotary System	660
		Dual Engine Mount Kit	486
		Dual Engine Synchronizer	437, 441, 446, 449, 454, 457

Dual Engine Tie Bar 673, 675
 Dual Rotary Cable System 660
 Dual Station Rig Harness 683
 Dual Zero Effort Trim All Harness 611

E

Elbow/Riser Exhaust Kit 140
 Elbow Exhaust Kit 140
 Elbow Exhaust Manifold 152
 Elbow Exhaust Manifold Drain 152
 Elbow Fitting Power Steering 641
 Elbow Intermediate Kit 131, 140, 141, 148
 Elbow Kit 131, 148
 Elbow Kit Exhaust 140
 Elbow Kit Intermediate 131, 132, 140, 141, 148–150
 Electrical Hardware Kit 618
 Electric Fuel Pump 205
 Electric Start Kit 37, 38
 Electrode Mercathode 98, 183
 Electrode Mercathode Reference Tester 98, 183
 Electronic Steering Helm 516
 End Steering Rod 227, 676
 Enertia ECO Propeller 762, 763
 Enertia ECO XP Propeller 780
 Enertia Propeller 761, 762
 Engine and Fuel System Cleaner 289, 290
 Engine Anode 189, 257, 258
 Engine cleaner 290
 Engine Coolant 287, 288
 Engine Cover 123
 Engine End Fuel Connector 78
 Engine Flush Kit 166, 167
 Engine Flush Kit Connector 166
 Engine Front Mount 180
 Engine Lifting Eye 685
 Engine Mount 211
 Engine Mount Front 180
 Engine Mounting Fixture 684
 Engine Mount Kit Dual 486
 Engine Oil 273
 Engine Oil Pressure Sender 124, 125, 608

Engine Synchronizer Gauge 407, 433, 437, 442, 446,
 450, 454, 457
 Engine Temperature Gauge 405, 408
 Engine Tie Bar Dual 673, 675
 Engine Treatment 289
 Engine Water Temperature Sender 124, 462, 608
 Ethanol Treatment 289
 Exhaust Bellows Bell Housing 259
 Exhaust Block Off Plate 130
 Exhaust Elbow/Riser Kit 140
 Exhaust Elbow Kit 140, 141, 147–150
 Exhaust Elbow Manifold Drain 152
 Exhaust Flange Kit 169
 Exhaust Flappers 130
 Exhaust Pipe Kit 130, 132, 140, 147, 151
 Exhaust Plate Block Off 130
 Exhaust Reducer Kit 133
 Exhaust Ring Seal 912
 Exhaust Shutter 130
 Exhaust Tip 129, 212
 Exhaust Tip Flapper Assembly 129, 213
 Exhaust Tube 169
 Extension Arm Steering Kit 673
 Extension Harness 221, 222, 477, 478, 541, 567, 568,
 573, 607
 Extension Harness Actuator 532, 539
 Extension Harness Instrument 573, 574
 Extension Harness Paddle Wheel 556
 Extension Harness Power Trim 615
 Extension Harness Start Stop 590
 Extension Harness Vessel Sensor 531, 532, 542
 Extension Harness WIF 85
 Extension Hose Kit 156
 Extension Kit 58–61
 Extension Kit Driveshaft 58, 59
 Extension Kit Steering Arm 673
 Extension Kit Trim Hose 218
 Extension Plate Bracket 215
 Extreme Grease 298
 Extreme Performance Gear Oil 295

Part Description Index

F

Fabric PVC	951	Fitting Steering Cylinder	520, 521
Face Dial	459	Fitting Straight	640
FCW	274	Fitting Tee	649, 650
Fill Adapter Halkey-Roberts Valve	952	Fixture Drilling Control	683
Fill Adapter Universal Valve	952	Fixture Drilling Transom	683
Filler Bottle Kit	669	Fixture Drill Kit	683, 684
Fill Kit Deck Oil	92, 93	Fixture Engine Mounting	684
Fill Oil Hose	93	Flagship Fuel Gauge	432
Fill Plug Helm	668	Flagship Instrument Set	429, 434
Fill Plug Helm Vented	668	Flagship Power Trim Gauge	433
Fill Valve Adapter	952	Flagship Speedometer	430
Fill Valve Adapter Halkey-Roberts	952	Flame Arrestor	212
Filter Air	94, 95, 244, 247, 248	Flange Kit Exhaust	169
Filter Bracket Kit	172	Flappers Exhaust	130
Filter Bracket Water Separating	84, 176	Flat Washer	67
Filter Fuel	79–81, 83, 242–245, 247, 248	Floor System Air Deck	945, 946
Filter Fuel Assembly	206, 215	Flo-Torq Bushing Hub Kit	905
Filter Fuel Pump	253	Flo Torq Hub	906
Filter Fuel Separating	176, 177	Flo-Torq Hub	906
Filter Fuel Water Separating	175–179, 255–257	Flo-Torq Hub Kit	905–909
Filter Kit Bracket	172	Flo-Torq Hub Kit Solid	906
Filter Kit Remote Oil	171	Flo-Torq Hub Kit Suzuki	907, 908
Filter Kit Water Separating	85	Flo-Torq Hub Kit Tohatsu	908
Filter Oil	95, 96, 242–248, 253–258, 276, 277, 280, 283, 284, 306	Flo Torq III Hub Kit	909
Filter Oil Wrench	96, 307	Flo-Torq IV Hub Kit	905
Filter Remote Oil Kit	171	Flo-Torq Reflex Hub Kit	904
Filter Water Separating Fuel	175	Fluid Power Trim Steering	303
Fish Rod Holder	951	Flush Connector Engine Kit	166
Fitting 90 degree	649, 650	Flushing Attachment	69–71, 167, 208, 209, 228
Fitting Barb	179	Flushing Kit	70, 71, 166, 167, 208, 228
Fitting Bulkhead	520, 639, 650	Flush Kit	71
Fitting Bulkhead Compression	225, 227, 502, 676	Flush Kit Coastal	71
Fitting Compression	649	Flush Kit Engine Connector	166
Fitting Cowl	56, 500	Flush Kit Seal	70, 167, 209
Fitting Hot Water Kit	127, 128	Flywheel Puller	97, 685
Fitting Kit Autopilot	668	FOB Controller TDS	220
Fitting Kit Bulkhead	641, 650	Fogging Oil	286
Fitting Kit Hot Water	127, 128	Foot Throttle Kit	473
Fitting Power Steering Male to Male	640, 641	Four Stroke High Performance Oil	274
		Front Cylinder Outboard Mount	666
		Front Engine Mount	180
		Fuel Additive	289–291

Fuel Assembly Filter	81, 206, 215	Fuel Treatment	289
Fuel Assembly Line	74, 75	Fuel Water Separating Filter	175
Fuel Assembly Line Universal	75	Funnel Oil Drain	97, 277
Fuel Can	76	Fury 4 Propeller	764
Fuel Connector	78	Fury Propeller	764
Fuel Connector End Engine	78	Fuse 100 Amp	623
Fuel Filter 79–81, 83, 175, 178, 242–248, 254, 256, 258, 259		Fuse 10 Amp	621, 622
Fuel Filter Assembly	206, 215	Fuse 125 Amp	623
Fuel Filter Carburetor	253, 255	Fuse 150 Amp	623
Fuel Filter Kit	80, 174, 176, 243	Fuse 15 Amp	621
Fuel Filter Kit Water Separating	85	Fuse 200 Amp	623
Fuel Filter Portable	84	Fuse 20 Amp	621, 622
Fuel Filter Pump	253	Fuse 250 Amp	623
Fuel Filter Screen	81, 245, 247, 248	Fuse 25 Amp	622
Fuel Filter Separating	176, 177	Fuse 2 Amp	621
Fuel Filter Water Separating	81–83, 85, 86, 175–179, 246, 248, 253–257	Fuse 30 Amp	622, 623
Fuel Fitting In-Line	175	Fuse 50 Amp	622, 623, 635
Fuel Flagship Gauge	432	Fuse 5 Amp	621, 622
Fuel Flow Gauge	387, 393, 406, 407, 409	Fuse 80 Amp	623
Fuel Gauge	432, 437, 441, 445, 446, 449, 453, 457	Fuse 90 Amp	623
Fuel Gauge Sending Unit	433, 437, 557	Fuse Assembly	622, 635
Fuel Injection Cleaner	304	Fuse Cover Asy	623, 635
Fuel Level Harness Diesel	542	Fuse Harness Assembly	621, 635
Fuel Line	75		
Fuel Line Assembly	74, 75	G	
Fuel Line Clamps	79, 85, 177	Galvanic Isolator	181
Fuel Line Coupler	79	Gasket Set	203
Fuel Line Fitting	76, 84	Gateway Module	403
Fuel Line Kit	156	Gateway Multi Engine	403
Fuel Line Universal Assembly	75	Gauge 4 in 1	398–400
Fuel Pump Coupler	206	Gauge Air Pressure	953
Fuel Pump Electric	205	Gauge Air Pump	953
Fuel Pump Filter	253	Gauge Cap Replacement	73
Fuel Sabilizer	290	Gauge Coolant Temperature	386, 389, 392
Fuel Separating Filter	176, 177	Gauge Cruiselog	433, 438, 446, 450, 454, 457
Fuel Stabilizer	290, 291	Gauge Digital Depth	430, 435, 443, 451, 458
Fuel System Treatment & Stabilizer	290, 291	Gauge Digital Depth/Temp	459
Fuel Tank Hold Kit	951	Gauge Dual Engine Synchronizer	432, 437, 441, 446, 449, 454, 457
Fuel Tank Premium	72, 73	Gauge Engine Synchronizer	407
Fuel Tank Standard	73, 74	Gauge Engine Temperature	405, 408
Fuel Tank Super	72	Gauge Flagship Fuel	432

Part Description Index

Gauge Flagship Power Trim	433	Gear Harness Actuator	539
Gauge Flow Fuel	387, 393, 406, 407, 409	Gear Housing	210
Gauge Fuel Flagship	432	Gear Housing Alpha	198, 200
Gauge Fuel Flow	387, 393, 406, 407, 409	Gear Housing Assembly Complete	115
Gauge Fuel Level	387, 392, 411	Gear Housing Bravo	198–200
Gauge Fuel Level 2	387, 390, 393	Gear Housing MC-I/R	200
Gauge Fuel Sending Unit	433, 437, 557	Gear Housing Outboard	68, 69, 115, 116
Gauge Fuel Unit Sending	433, 437, 557	Gearhousing Replacement Skeg	94, 929
Gauge Level Fuel	411	Gear Lube	292–294
Gauge Level Oil	406	Gear Lube Monitor Kit	124
Gauge Level Waste	407, 410	Gear Lube Pump	294, 296
Gauge Level Water	407, 410	Gear Lube Pump Adapter	296
Gauge Multifunction	414	Gear Lube Reservoir Kit	124
Gauge Oil Level	392, 406	Gear Oil Extreme Performance	295
Gauge Oil Pressure	387, 388, 390, 391, 393, 405, 408, 409, 411, 432, 437, 441, 445, 449, 453, 456	Gear Pinion/Forward Assembly Bearing	68
Gauge Oil Temperature	389, 392, 394, 405, 407–409	Gear Pinion/Forward Bearing Assembly	68
Gauge Power Trim	433, 437, 441, 446, 454	Gear Set Altitude	68
Gauge Power Trim Flagship	433	Gimbal Bearing Kit	123, 222
Gauge Power Trim QSS	457	Gimbal Housing Anode	184
Gauge QSS Power Trim	457	Gimbal Ring Kit	220
Gauge Replacement Cap	73	GPS	561, 563
Gauge Rudder	406, 408, 409, 411	GPS Antenna	516, 561
Gauge Rudder Angle	388, 391, 394	GPS Extension Harness	563
Gauge Seal	416	Graphite Paint	300
Gauge Sending Unit Fuel	433, 437, 557	Grate Inlet Replacement	229
Gauge Speed	395–397, 399, 400	Grate Replacement Inlet	229
Gauge Tach	382, 396–400	Grease	298
Gauge Tachometer	395, 396	Grease Gun	306
Gauge Temperature	410, 448	Grommet Ingress	499
Gauge Trim	388, 391, 393	Grommet Pump Mounting	229
Gauge Voltage	386, 389, 392	Guide Starter Rope	89
Gauge Waste Level	387, 390, 393		
Gauge Water Level	387, 390, 393	H	
Gauge Water Pressure	388, 391, 394	Halkey-Roberts Fill Valve Adapter	952
Gear Actuator Harness	540	Halkey-Roberts Valve	952
Gearcase Assembly	116, 117	Handle Kit Tiller	43–47
Gearcase Assembly Complete	116, 117	Handle Lifting D-Ring	948
Gearcase Canister Kit Outboard	208	Handle Oar	954
Gearcase Kit Outboard Canister	208	Handle Steering Bracket	56, 671
Gear Conversion Kit	210	Handle Tiller Bracket	55
Gear Extension Harness Actuator	539	Hardware Bag	527

Hardware Kit Close Couple	217	Harness Power Trim Adapter	615, 616
Hardware Kit Driveline	217	Harness Power Trim Extension	615
Harness	555, 578, 587, 636	Harness SC100	519, 551, 552, 570
Harness Actuator	540, 556	Harness SC1000	553, 577
Harness Adapter	532, 542, 556, 574, 578, 579, 611	Harness SC1000R	553, 554, 577
Harness Adapter Analog Gauge	579	Harness SC1000 System Tachometer	550, 569
Harness Adapter Dual Helm	578	Harness SC5000	552, 553, 576
Harness Adapter Halon	542	Harness Skyhook	540
Harness Analog Gauge	571, 587	Harness Speedometer System SC1000	550, 569
Harness and Key Switch	586, 587	Harness Speedo Pitot	566
Harness Assembly	25, 477, 498, 540	Harness Tachometer	606, 607
Harness Auxiliary Trim	610	Harness Tank 3 Pin	567
Harness Auxiliary Trim Switch	610	Harness TDS	601
Harness Bow Trim	610	Harness Transom	566
Harness CAN P Link	555	Harness Vessel Sensor Inboard	541
Harness Data	574, 575	Harness Vessel Sensor Sterndrive	541
Harness Diagnostic	551, 569	Harness Y Station	608
Harness Engine Remote Control	39	Head Cylinder	203, 204
Harness Engine to Helm	565, 566	Head Cylinder O-Ring	203
Harness Extension	221, 222, 477, 478, 484, 541, 551, 567-569, 571, 573, 588, 607	Head O-Ring Cylinder	203
Harness Extension 14 Pin	574, 575	Heat Exchanger Anode	189
Harness Extension Engine to VIP	541	Heat Shrink Tubing	620
Harness Extension Instrument	573, 574	Heat Transfer Compound	304
Harness Extension Power Trim	615	Heavy Duty Hydraulic Cylinder	646
Harness Extension Start Stop	590	Heavy Duty Tie Bar Dual	642
Harness Fuel Paddle	555, 556	Heavy Duty Tie Bar-Dual	642
Harness Fuel Tank	214, 556	Helm/Cylinder Kit	645, 646
Harness Ignition	570, 571, 587	Helm Board DTS Kit	526, 527, 537
Harness Key Switch	587	Helm Hyd Std	645
Harness Keyswitch Extension	532, 533, 584	Helm Hyd Tilt	645
Harness Kit	580, 581	Helm Kit Mechanical SmartTow	565
Harness Kit Battery Isolator	618	Helm Kit Plate SeaStar	666
Harness Kit Drive Application	540	Helm Kit SeaStar Plate	666
Harness Link	551, 554, 570	Helm Mount SeaStar	666
Harness Malfunction Light	572, 604	Helm Panel	537
Harness MerCathode	540	Helm Panel Board, Cummins DTS	537
Harness MP Alert	606	Helm Panel Joystick	516
Harness Paddle Wheel	556, 566	Helm Panel Kit	537, 538
Harness Power Clean	580	Helm Power Steering	631-633
Harness Power Steering	636	Helm Pump	646, 647, 651, 652, 668
Harness Power Trim	607	Helm Replacement Parts	660
		Helm Steering	662, 663

**Not all parts listed are available for the European, C.I.S., Africa and Middle East Markets.
For more information, please contact your local Mercury, Mariner, MerCruiser or
Quicksilver Office.**

Part Description Index

Helm Vented Cap	648, 649, 653, 654, 668	Hub Flo-Torq Bushing Kit	905
HighFive Propeller	768	Hub Flo-Torq IV Kit	909
High Performance Gear Lube	294	Hub Flo-Torq Kit	905–909
High Performance Oil Four Stroke	274	Hub Flo-Torq Kit Evinrude	907
High Performance Oil Two Stroke	269	Hub Flo-Torq Kit Suzuki	907, 908
Hold Kit Fuel Tank	951	Hub Flo-Torq Kit Tohatsu	908
Hold Kit Oil Tank	91	Hub Flo-Torq Reflex Kit	904
Horn Kit Warning	603	Hub Kit	219
Horn Warning Kit	603	Hull Transducer Depth	560
Hose Adapter Oil Pump	306	Hydraulic and Power Steering Cylinder	633, 634, 650
Hose and Fitting Kit Second Station	664, 668	Hydraulic Bolt On Steering Kit	653
Hose Circulating Pump	165	Hydraulic Helm Steering Fluid	303, 653
Hose Connection Kit	666, 667	Hydraulic Hose Kit	637, 638
Hose Coupler	125	Hydraulic Pump	680, 681
Hose Drain Kit Seawater	165	Hydraulic Steering Arm	649, 653
Hose End Threaded	76, 77, 84, 176, 177	Hydraulic Steering Kit	647, 650
Hose Extension Kit	156	Hydraulic Steering Remote Fill Kit	648, 653
Hose Extension Oil Tank	92	Hypalon Repair Kit	949, 950
Hose Hydraulic	647, 648, 667		
Hose Kit	146, 147, 156–158, 461, 637, 638	I	
Hose Kit Connection	666, 667	Idle Relief Outlet Side Discharge	218
Hose Kit Extension	156	Idle Relief Outlet Transom Discharge	217, 218
Hose Kit Joystick	519, 641	Ignition Harness	586
Hose Kit Joystick Piloting	519, 641	Ignition Key	593, 594
Hose Kit K-Planes	682	Ignition Key Replacement	592–595
Hose Kit Power Steering	519, 638, 641	Ignition Key Switch Transom Mounted	40, 588
Hose Kit SeaStar	666	Ignition Mounted Key Switch Transom	39, 588
Hose Kit Seawater Drain	165	Ignition Replacement Key	592–595
Hose K-Plane	682	Impeller	242–244, 258
Hose Oil Fill	93	Impeller Housing Cover	155
Hose Power Steering Dampener	635, 639	Impeller Kit	242, 257, 258
Hose Pressure Power Steering	639	Impeller Kit + QS Easel	239
Hose Rigging	56, 500	Impeller Outboard Jet	930, 931
Hose SeaStar Kit	666	Impeller Pump Kit	242, 253–257
Hose Seawater Drain Kit	165	Impeller repair kit	242
Hose Threaded End	76, 77, 84, 176	Impeller SportJet	931
Hot Water Fitting Kit	127, 128	Impeller Water Pump	242–248
Hour Meter	468	IMU	516
Housing Outboard Gearcase	210	Indicator Trim Position	469–471, 678, 679
Hub Bushing Flo-Torq Kit	905	Inflator/Deflator	951, 952
Hub Bushing Kit Flo-Torq	905	Inlet Grate Replacement	229
Hub Bushing Prop	911		

Inlet Replacement Grate	229	Key Ignition	593
Inlet Water	71, 72	Key Ignition Replacement	592–595
Inline Fuel Filter	81, 243, 244	Key Replacement Ignition	592–595
In-Line Oil Filter	245, 246	Key Switch	582–585, 590–592
Installation Kit Drive	259	Key Switch Assembly	228, 581, 582, 584–586
Instrumentation Primary Station	460	Key Switch Dual	583, 590
Instrument Extension Harness	573, 574	Key Switch Housing Kit	584
Instrument Harness	571	Key Switch Ignition Transom Mounted	39, 40, 588
Instrument Harness Extension	573, 574	Key Switch Kit	543, 587
Instrument Hole Cover Kit	468	Key Switch Quad	583
Instrumentation Primary Station	460	Key Switch Triple	583
Instrument Set	429, 433, 434, 438, 442, 446, 454	Keyway	633
Instrument Set Analog	450	Kicker Bracket	644
Insulator Receptacle Bullet Terminal	620	Kicker Engine Bracket	644
Interface Kit Analog Gauge	426	Kicker Propeller Black Diamond	759
Intermediate Elbow Kit	131, 132, 149, 150	Kicker Strap	98
Iridium Antenna	602	Kit M8 Prop Aerator	218
Isolator Galvanic	181	K-Plane Harness	567
Isolator Kit	543, 618, 637	K-Plane Hose	682
Isolator Kit Opti Triple	618, 637	K-Planes	681
Isolator Starter Cable	618	K-Planes Hose Kit	682
		K-Plane Sport	680

J

Jackplate Harness	581
Jackshaft Kit	168
Jackshaft Kit Main	167, 168
J-Box Extension	602
J-Box SmartCraft Terminator/Resistor	550, 600
Jet Outboard Impeller	930, 931
Jockey Console	943, 944
Johnny Throttle Extension Harness	530
Joiners Side	946
Joystick Assembly	516
Joystick Piloting	515
Joystick Steering Hose	519
JP OptiMax	269
Junction Box SmartCraft	549, 599, 600

K

Key Assembly Switch	228, 581, 582, 584–586
Key Cover Black Plastic	595

L

Lanyard Cap Stop Switch	206, 597
Lanyard Cord	597, 598
Lanyard Counter Display Kit	597
Lanyard Diode Kit	597
Lanyard Harness Kit Quad	596
Lanyard Stop Switch	595–598
Laser Propeller	770
LED Light and Switch Kit	50, 628
Leveler	302
Lifting Eye	97, 685
Lifting Handle D-Ring	948
Lifting Strap	97
Light and Switch Kit LED	50, 628
Light Harness	21
Lighting Coil Kit	20, 21
Lighting Regulator	21
Lighting Regulator Kit	21

Part Description Index

Lightning E.T. Propeller	775
Link Harness	554
Lock Kit	34, 35
Lube Pump	294, 296

M

M8 Prop Aerator Kit	218
Machete Propeller	756
Magnesium Anode Kit	101, 183, 184, 259
Main Jackshaft Kit	167, 168
Maintenance Kit	250
Male Coupler	620
Male Quick Disconnect	620
Manifold Exhaust Elbow	152
Marine Engine Oil	273
MAX 5 Propeller	782, 783
Maximus Long Tube Lab Finished Propeller	783, 784
Maximus Propeller	765, 766
Maximus Short Tube Lab Finished Propeller	784, 785
MC-I/R Gear Housing	200
Mechanical Tiller	48, 49, 626, 627
Mercathode	182, 215
Mercathode Anode	98, 183
Mercathode Control Unit	182, 183
Mercathode Electrode	98, 183
Mercathode Kit	98, 182, 215
Mercathode Reference Electrode Tester	98, 183
MercMonitor	401, 402
Mercury Premium -Theft	601
M-Icon	240
Mil Light	572, 604
Mirage Plus Propeller	768
Module	403
Module - Controller TDS	601
Module MP Alert	606
Module TDS	602
Monitor Kit Gear Lubricant	124
Monitor SC1000 SmartCraft System	402, 403
Monitor Station Panel Primary	427
Mounting Bezel	662
Mounting Bolt	66, 67

Mounting Bolt Kit	67
Mounting Bracket Pump	30
Mounting Engine Fixture	684
Mounting Nuts	67
MP Alert Bezel	605, 606
MP Alert Kit	605
MP Alert Light	605
MP Alert Y-Harness	606
MP Light	605
MP Light + Y-Harness	605
Muffler	230
Muffler Kit X-Haust	217
Multi-Fuel Two Stroke Oil	269
Multifunction Gauge	414
MUS ID Jumper	540

N

Needle Bearing Assembly Grease	299
Negative Battery Cable	36
Nemesis Pontoon Propeller	857
Nemesis Propeller	856, 857
NMEA2000	563
NMEA 2000	563, 564
NMEA 2000 Power	563
NMEA 2000 Starter Kit	563
NMEA 2000 Weather Cap	564
Non Power Steering Adapter Kit	219
Nut Anode Prop Kit	105, 185, 912, 913
Nut Anode Prop Replacement	105, 185, 186, 913
Nut Brass Hex	68
Nut Kit Prop	914, 916
Nut Prop	917-919
Nut Retaining	401, 415, 416, 683, 917
NXT1 Spacer Kit	212
NXT1 Torpedo Bore Cover Assembly	219

O

Oar	954, 955
Oar Blade	954
Oar Blade Black	954
Oar Handle	954

Oar Handle Assembly	954, 955	Oil Sender Engine Pressure	124, 608
OBDM Adapter Harness	572, 604	Oil Sender Kit Pressure	445, 449, 453, 456, 463
Oil, Outboard	272	Oil Tank Extension Hose	92
Oil 2-Cycle TC-W3 Outboard Premium	268	Oil Tank Hold Kit	91
Oil Absorber	76	Oil Tank Hose Extension	92
Oil and Lube Display	305	Oil Tank Remote	91, 418, 565
Oil Crankcase Pump	97, 305	Oil Tank Remote Kit	90, 418
Oil Deck Fill Kit	92, 93	Oil Temperature Gauge	405, 407–409
Oil Diesel	282	OptiMax Oil	269
Oil Drain Funnel	97, 277	O-Ring Cylinder Head	203
Oil Drain Kit	173	O-Ring Fill Cap	92
Oil Drip Tray	95, 307	O-Ring Head Cylinder	203
Oil Engine	273	Outboard Cylinder Front Mount Pivot	666
Oil Extension Hose Tank	92	Outboard Gearcase Housing	210
Oil Fill Deck Kit	92, 93	Outboard Motor Lock	603
Oil Fill Kit Deck	92, 93	Outboard Oil Premium Plus 2-Cycle	268
Oil Filter	95, 96, 242–248, 253–259, 276, 277, 280, 283, 284, 306	Outboard Stabilizer Clip	50, 628
Oil Filter Axis Hydraulic	281		
Oil Filter Diesel	284	P	
Oil Filter In-Line	245, 246	Paint	300, 302
Oil Filter Remote Kit	171	Paint Black	300
Oil Filter Transmission	281	Paint Camouflage	301
Oil Filter Wrench	96, 307	Paint Cold Fusion	301
Oil Hose Extension Tank	92	Paint Graphite	300
Oil Hose Fill	93	Paint Light	300
Oil Kit Drain	173	Paint Phantom Black	301, 302
Oil Level Gauge	389, 394, 432, 437, 441, 445, 449	Paint Propeller Black	302, 934
Oil Level Status	97, 555	Paint Silver	300
Oil Outboard	272	Paint Warm Fusion	301
Oil Outboard Premium TC-W3	267, 268	Panel Boat Harness	207
Oil Outboard TC-W3 Premium	268	Panel Mount Control DTS	473
Oil Premium Plus	268	PCV Valve	253–257
Oil Pressure Gauge	405, 408, 409, 411, 432, 437, 441, 445, 449, 453, 456	Perfect Seal	304
Oil Pressure Sender Engine	125, 608	Pickup Seawater	179, 223
Oil Pressure Sensor Kit	463, 556	Pickup Speedometer	460
Oil Pump Crankcase	97, 305	Pickup Speedometer Kit	460
Oil Pump Hose Adapter	306	Pickup Speedometer Tubing	460, 461
Oil Remote Filter Kit	171	Pipe Kit Exhaust	130, 132, 140, 147, 151
Oil Remote Tank	91, 418, 565	Pipe Plug	77, 84
Oil Remote Tank Kit	90, 418	Pitot/Speed Sensor Kit	560
		Pitot Sensor	561

Part Description Index

Pitot Sensor Kit	427, 561	Preliminary Shift Tool	685
Pitot Speed Sensor Kit	560	Pressure Sender Engine Oil	124, 125, 608
Plate Assembly Transom Bracket	104	Pressure Sender Oil	463
Plate Trim Tab	101	Pressure Sender Oil Kit	445, 449, 453, 456, 463
Plug Anode	258	Pressure Transducer Kit	561
Plug Asy	550, 601	Primary Station Instrumentation	460
Plug Wrench/Screw	931	Primer Bulb Assembly	75
Positive Battery Cable	36	Primer Light Gray	302
Power Clean Harness	580	Primer Module Power Steering	637
Power Harness	531, 541, 580, 602	Pro Max Propeller	775, 776
Power Relay Harness	517, 542	Prop Anode Nut Kit	105, 185, 912, 913
Power Relay Harness Dual Helm	517	Prop Anode Nut Replacement	105, 185, 186, 913
Powersports Grease	298	Prop Bushing	911
Power Steering Cylinder	634	Prop Bushing Hub	911
Power Steering Fluid	303, 635, 636	Propeller	781, 783
Power Steering Helm Kit	629, 630	Propeller Black Diamond	770, 771, 855, 856, 861
Power Steering Kit	628, 631	Propeller Black Max	758–760
Power Steering Module	634	Propeller Block	932
Power Steering Primer Module	637	Propeller Bravo	765, 771, 772
Power Steering Reservoir Kit	220	Propeller Bravo I FS	778, 779
Power Steering Trim Fluid	303	Propeller Bravo I Lab Finished	781, 782
Power Trim Anode	100, 103, 104, 243–248	Propeller Bravo I LT	776, 777
Power Trim Cable	616	Propeller Bravo I OC	781
Power Trim Control	609	Propeller Bravo I XC	778
Power Trim Extension Harness	615	Propeller Bravo I XS	777, 778
Power Trim Gauge	433, 437, 441, 446, 454	Propeller Bravo Three Diesel	773
Power Trim Gauge Flagship	433	Propeller Bravo Three XR	785, 786
Power Trim Gauge QSS	457	Propeller Case	933
Power Trim Harness	607	Propeller Chopper II	775
Power Trim Harness Extension	615	Propeller Cleaver	775
Power Trim Harness Kit	497	Propeller Coupler Shaft	180
Power Trim Kit	28, 29, 615	Propeller Display	934
Power Trim Kit Switch	29, 30, 609, 613, 614	Propeller Evertia	761, 762, 780
Power Trim Kit Tilt	29	Propeller Fury	764
Power Trim QSS Gauge	457	Propeller Fury 4	764
Power Trim Sender	464, 465, 557	Propeller HighFive	768
Power Trim Steering Fluid	303	Propeller Laser	770
Power Trim Switch Kit	29, 30, 609, 613, 614	Propeller Lightning E.T.	775
Power Trim Tilt Kit	29	Propeller Machete	756
Power Tune	290	Propeller MAX 5	782, 783
Power Tune Cleaner Engine	290	Propeller Maximus	765, 766
Power Valve Block	220	Propeller Maximus Long Tube Lab Finished	783, 784

Propeller Maximus Short Tube Lab Finished	784, 785	Prop Wrench	932
Propeller Mirage Plus	768	Pump Adapter Hose Oil	306
Propeller M-Series	774	Pump Barrel	305
Propeller Nemesis	856, 857	Pump Circulating Hose	165
Propeller Nemesis Pontoon	857	Pump Fuel Electric	205
Propeller Paint Black	302, 934	Pump Fuel Filter	253
Propeller Pro Max	775, 776	Pump Gear Lube	294, 296
Propeller QST 5	860	Pump Hose Circulating	165
Propeller Revolution 4	763	Pump Hydraulic	680
Propeller Revolution 4 Lab Finish	780, 781	Pump Impeller Kit	242, 253–257
Propeller Revolution 4 XP	779, 780	Pump Impeller Water	242–248
Propellers Bravo I LT	777	Pump Kit, Boost	174
Propeller Shaft Coupler	180	Pump Kit Cooler	674
Propeller Silverado	859	Pump Kit Impeller	242, 253–257
Propeller Spitfire	758	Pump Kit Repair Water	246
Propeller Spitfire CT	758	Pump Kit Seawater	155
Propeller Spitfire X7	766	Pump Kit Trim	207
Propeller Tempest Plus	766	Pump Oil Crankcase	97, 305
Propeller Torrent	860	Pump Oil Hose Adapter	306
Propeller Trophy Plus	767	Pump Repair Kit Water	246
Propeller Trophy Sport	767	Pump Seawater Kit	155
Propeller Vengeance	769, 770	Pump Water	243–245, 247, 248
Propeller Wrench	932	Pump Water Impeller	242–248
Propeller Zeus	773, 774	PVC Fabric	951
Prop Grease	297, 934	PVC Repair Kit	950, 951
Prop Hub Bushing	911	PWC 2-Stroke	285
Prop Hub Bushing Kit	912		
Prop Kit Anode Nut	105, 185, 912, 913	Q	
Prop Kit Nut	914–918		
Prop Kit Nut Anode	105, 185, 912, 913	Q3 Propeller	858
Prop Kit Reverse	912	Q4 Propeller	858, 859
Prop Nut	917–919	QSS Gauge Power Trim	457
Prop Nut Anode Kit	105, 185, 912, 913	QSS Power Trim Gauge	457
Prop Nut Anode Replacement	105, 185, 186, 913	QSS Speedometer	457
Prop Nut Kit	916	QSS Voltmeter	457
Prop Nut Wrench	931	QST 5	860
Prop Replacement Anode Nut	105, 185, 186, 913	Quickare	289
Prop Reverse Kit	912	Quick Disconnect	621
Propshaft Kit	203, 222	Quick Disconnect End	77, 78
Prop Slip Calculator	932	Quick Disconnect Male	620
Prop Stow	933	Quickguard	290
Prop Stow-Large	933	Quickleen	289

**Not all parts listed are available for the European, C.I.S., Africa and Middle East Markets.
For more information, please contact your local Mercury, Mariner, MerCruiser or
Quicksilver Office.**

Part Description Index

Quicksilver Bravo Three	861	Repair Pump Water Kit	246
Quicksilver Bravo Three	861	Replacement Skeg	94
QuickSilver Propeller Display	935	Repower Harness	573
Quickstor	290, 291	Reservoir Cap Power Steering	220
R			
Rack Cable Mount System	657	Reservoir Kit Gear Lube	124
Rack Mount Cable System	657	Reservoir Kit Power Steering	220
Rack Steering System	655, 656	Reservoir Relocation Kit	124
Rack System Cable Mount	657	Resistor Assembly - Shadow Mode	599
Reed Valves Plastic	204, 205	Resistor Pack	599
Reference Electrode Mercathode Tester	98, 183	Resistor Termination 2 Pin	550, 600
Regulator/Rectifier Voltage Kit	20	Retainer Wrench	222
Regulator Lighting	21	Retaining Nut	401, 415, 416
Regulator Lighting Kit	21	Retaining Ring	912
Regulator Voltage Kit	20	Reverse Gear	69
Rejuvenate	269	Reverse Kit Prop	912
Relay Harness Kit	581	Revolution 4 Lab Finish Propeller	780, 781
Relay Kit	581	Revolution 4 Propeller	763
Relief Valve Water Pressure	179, 210	Revolution 4 XP Propeller	779, 780
Remote Control	474, 479, 480, 525, 526	Rigging Hose	56, 500
Remote Control, Panel Finger Release	479, 480	Rigging Hose Kit	56, 499
Remote Control Attaching Kit	497-499	Rigging Kit	56, 208, 213, 214, 522, 523, 528, 566, 630, 631
Remote Control Console Mount	481, 482, 487	Rigging Kit DTS	221
Remote Control Conversion Kit	488, 496, 497	Rigging Kit DTS Shadow Mode Quad RC	523
Remote Control Engine Harness	39	Rigging Kit Optimax	417, 418, 564
Remote Control Side Mount	483-486, 488	Rigging Kit Optimax Analog	417, 565
Remote Control Spacer	486	Ring Diffuser	913, 914
Remote Control Spacer Plate	486	Ring Exhaust Seal	912
Remote Dash Pad-SmartTow	475	Ring Terminal	619
Remote Oil Filter Kit	171	Ring Vent Control	912
Remote Oil Tank	91, 418, 565	Riser Hose Kit	137, 138, 157
Remote Oil Tank Kit	90, 418	Riser Installation Kit	134, 138, 139, 146
Remote Tank Adapter	86	Riser Kit	133-137, 140, 145
Repair Kit Carburetor	242, 253, 255, 256	Rocker Switch Trim	206
Repair Kit Impeller	242, 243	ROKK Mini Adjustable Body	380
Repair Kit Pump Water	246	ROKK Mini Rail Mount	380
Repair Kit Transom Exhaust Tip	130, 212, 213	ROKK Mini Self-Adhesive Mount	381
Repair Kit Water Impeller	242	ROKK Mini Suction Cup Mount	381
Repair Kit Water Pump	242, 243, 246, 248	ROKK Mini Surface Mount	380
Repair Pump Kit Water	246	ROKK Phone Clamp	380
		ROKK Tablet Clamp	380
		Rope Guide Starter	89
		Rope Starter Guide	89

Rotary Cable System	659, 660	Sender Analog Power Trim	464
Rotary Cable System Dual	660	Sender Coolant Temperature	463
Rotary Steering System	660	Sender Engine Oil Pressure	124, 125, 608
Rotor Cap Kit	253–256	Sender Engine Water Temperature	124, 462, 608
Rotor Kit	557	Sender Kit Oil Pressure	445, 449, 453, 456, 463
Rubber Hub	926–928	Sender Kit Temperature	462
Rudder Gauge	406, 408, 409, 411	Sender Oil Pressure	463
Rust Inhibitor	286	Sender Power Trim	464, 465, 557
S		Sender Trim	465
<hr/>			
SAE 85W90 Gear Oil	295	Sensor Connector Kit	541
SC1000 Harness	553, 577	Sensor Depth/Temp	559
SC1000 Harness Speedometer System	550, 569	Sensor Kit Pitot/Speed	560
SC1000 Harness Tachometer System	550, 569	Sensor Kit Pitot Speed	560
SC1000 Speedometer	404	Sensor Kit Steering	567
SC100 Harness	519, 551, 552, 570	Sensor Kit Steering Speedo	567
SC100 Speedometer System Link	395, 396, 400, 411–414	Sensor Speed Temperature	558, 559
Screen Fuel Filter	81, 245, 247, 248	Sensor Steering Kit	567
Screen Fuel Pump	80	Sensor Steering Speedo Kit	567
Seal Exhaust Ring	912	Sensor Temperature	558
Seal Flush Kit	70, 167, 209	Separating Water Fuel Filter	176–179
Seal Kit	68, 259, 673	Serpentine Belt	125, 155, 253–259
Seal Kit Bearing Bearing	69	Serpentine Belt Kit	125, 154
Seal Kit Cylinder	669	Service Kit 100 Hour	250–252, 260–263
Seal Kit Flush	70, 167, 209	Service Kit 300 Hour	250–252, 260–264
SeaStar Helm	665	Service Kit 300 Hour No Anodes	252
SeaStar Helm Mount	666	Service Monitor	468
SeaStar Helm Plate Kit	666	Shaft Alignment	684, 685
SeaStar Steering	665	Shear Pin	919
Seat	942, 943	Shear Pin Kit	919
Seat Cushion	944, 945	Shfit Actuator	543
Seat Cushion Back Rest	945	Shift Attaching Kit	47
Seat Ocean Runner	943	Shift Cable	224, 509, 510
Seat w/bracket	943	Shift Cable Bellows	225, 259, 502
Seat Webbing	949	Shift Cable Connector	501
Seat With Bracket	941–943	Shift Cable Kit	259
Seawater Hose Drain Kit	165	Shift Preliminary Tool	685
Seawater Pickup	179, 223	Shift Throttle Cable	501, 503–505
Seawater Pump Impeller Kit	258, 259	Shrink Tubing Heat	620
Seawater Pump Kit	155	Side Discharge Idle Relief Outlet	218
Seawater Strainer	179	Side Joiners	946
		Side Mount Control	483
		Side Mount Remote Control	483, 484

Part Description Index

Silencer Kit	126	Speedometer	429, 430, 434, 435, 439, 443, 447, 448, 451, 455
Silicone Dielectric	286, 304	Speedometer Flagship	430
Silverado	859, 860	Speedometer Harness SC1000 System	550, 569
Silver Paint	300	Speedometer Kit Pickup	460
Sim Module	534, 535	Speedometer Link SC100 System	395, 396, 400, 411–414
Sim Module service	530	Speedometer Pickup	460
Sims Module	535	Speedometer Pickup Kit	460
Skeg	93, 929	Speedometer Pickup Tubing	460, 461
Skeg Replacement	94, 181, 928, 929	Speedometer QSS	457
Sleeve Adapter Drive	910, 911	Speedometer SC1000	404
Sleeve Assembly Hub	910	Speedometer SC1000 System	405
Sleeve Drive	904, 910	Speedometer SC100 System Link	395, 396, 400, 411–414
Sleeve Drive Adapter	910, 911	Speedometer Tubing Pickup	460, 461
Sleeve Hub Assembly	910	Speedo Pitot Harness	566
Slim Binacle Control	474	Speed Temperature Sensor	558
Slip Calculator Prop	932	Speed Temp Transducer Insert	558
SmartCraft Engine Kit	418, 564	Spitfire Pontoon Propeller	757
SmartCraft Extension	550, 569	Spitfire Propeller	757
SmartCraft Gauge Housing	416	Spitfire X7 Propeller	766
SmartCraft Interface Device	566	Splash Cover	234–238
SmartCraft J-Box Terminator/Resistor	550, 600	Splash Plate	213
SmartCraft Junction Box	549, 599, 600	Splice Clip	620
SmartCraft Monitor SC1000 System	402, 403	Sportfish Center Console	475
SmartCraft SC1000 System Monitor	402, 403	SportJet Impeller	931
SmartCraft System Monitor SC1000	402, 403	Stainless Steel D-Ring	948
SmartCraft Tach Speed Kit	383–386	Stand Propeller Display	935
SmartCraft Terminator/Resistor J-Box	550, 600	Start/Stop Station Panel	608, 609
SmartCraft Weather Cap	549, 600	Starter Guide Rope	89
Smart Tow Pro Speedo	404	Starter Rope Guide	89
Snorkel Kit 350 Verado	208	Start Kit	38
Snubber Strip	912	Start Kit Electric	37
Spacer	920	Start Stop Pad	588, 589
Spacer Drive	211	Start Stop Switch Pad	589, 590
Spacer Drive Kit	211	Stator	204
Spacer Kit	60, 481, 482	Steering Arm Bracket	674
Spacer Kit 2.5 Inch	212	Steering Arm Extension Kit	673
Spacer Kit NXT1	212	Steering Attaching Kit	669–671
Spacer Kit Trim Limit	123, 124	Steering Attachment Cable	674
Spacer Propeller	920	Steering Bracket	671, 674
Spacer Remote Control	486	Steering Bracket Arm	674
Spark Plug	5–10, 118, 242–248, 253–257	Steering Bracket Handle	56, 671

Steering Cable	227, 656, 657, 661, 675, 676	Synthetic Blend SAE 25W50	274
Steering Cable Attachment	674	System Link Adapter	551, 570
Steering Cable Bellows	227, 676	System Link Harness	551, 570
Steering Connection Kit Teleflex	665	System Speed SmartCraft Gauge	381–383, 385
Steering Cylinder Fitting	520, 521	System Speed SmartCtaft Gauge	383
Steering Cylinder Front Mount	666	System Tach SmartCraft Gauge	382–385
Steering Fluid Helm Hydraulic	303, 653	System Tach Speed Kit	383–386
Steering Fluid Power Trim	303		
Steering Handle Bracket	56, 671	T	
Steering Helm	226, 662–664, 675	Tab Disconnect	620
Steering Hose Joystick	519	Tab Trim	99–103, 187, 242–245, 925
Steering Kit	628–630, 671	Tab Trim Anode	102, 187, 242, 243, 925
Steering Kit Dual	629, 630	Tab Washer	921, 922
Steering Kit Extension Arm	673	Tachometer	438, 442, 446, 447, 450
Steering Kit Hydraulic	650	Tachometer Flagship	429
Steering Kit Tilt	629	Tachometer Harness	606, 607
Steering Link Rod	669–671	Tachometer Harness SC1000 System	550, 569
Steering Position Indicator Kit	219	Tachometer Kit	429, 433, 434, 442, 443, 450, 451, 454, 455
Steering Sensor Kit	567	Tachometer Link SC100 System	395–397, 400, 412, 413
Steering System	654–659, 661	Tachometer SC100 System Link	395–397, 400, 412, 413
Steering Wheel	625, 626	Tailpipe 103 Degree	217
Sterndrive Alpha	193	Tailpipe Kit Close Couple	216
Sterndrive Bravo	193–196	Tailpipe Kit Driveline	217
Sterndrive Kit	668	Tailstock Assembly	213
Stop Cap Lanyard Switch	206, 597	Tailstock Kit	170
Stop Switch Lanyard	206, 596, 597	Tan Camouflage	301
Storage Bag Under Seat	947	Tank Adapter Replacement	92
Storage Seal	286	TC-W3 Premium Outboard Oil	267, 268
Storage Seal Rust Inhibitor	286	TDI Axius Harness Kit	529
Sun Cover Cummins	375	TDI Drive Extension Harness	531
Switch, Stop	597	TDI Engine Assembly Kit	528, 529
Switch Assembly Key	228, 581, 582, 584–586	TDI Engine Harness	530
Switch Assembly Neutral Interlock	40	TDI Engine Oil	282
Switch Emergency Stop	532	TDI Inboard Harness Kit	530
Switch Kit	473, 585	TDI Lift Pump Extension Harness	531
Switch Kit Power Trim	29, 30, 609, 613, 614	TDI Sterndrive Harness Kit	529
Switch Kit Trim Limit	34, 611, 612, 614	TDI Vessel Sensor Harness	531
Switch Momentary Toggle	206	Tee Fitting Female	640
Switch MP Alert	606	Tee Fitting Male	640
Switch Stop	597	Temperature Gauge	448, 456
Switch Toggle	206	Terminal Block	581
Switch Toggle Momentary	206		

Part Description Index

Terminal Bullet	619	Tilt Panel	612, 613
Terminal Bullet Receptacle	618, 619	Tilt Steering Kit	629
Terminal Ring	619	Tilt Support	35
Terminator	550, 600	Timing Belt	243, 244
Terminator/Resistor J-Box SmartCraft	550, 600	Toggle Switch	206
Theft Deterrent	601	Toggle Switch Momentary	206
Thermostat	242–249, 253–259	Tool Crimping	620
Thermostat Assembly	244, 245	Torpedo Bore Cover Assembly NXT1	219
Thermostat Kit	86, 87, 243, 253–256	Torrent	860
Threaded Hose Barb	77, 177	T Paddle	955
Threaded Hose Barb Brass	76	Trailerling Clip	35, 124
Threaded Hose End	76, 77, 84, 176	Transducer	458, 460
Throttle/Shift Kit Station	502, 509	Transducer Insert Housing	558
Throttle and Shift	505–507	Transducer Pressure Kit	561
Throttle and Shift Cable	507	Transmisison Oil Filter	281
Throttle Cable Connector	501	Transmission	201
Throttle Shift Cable	225, 226, 501, 503–505, 508	Transmission Assembly	201, 202
Throttle Shift Kit	49, 627, 628	Transmission Oil Temp Gauge	388, 391
Thru-Hull Depth/Temp Sensor	559	Transom Assembly	192
Thru-Hull Triducer Insert	559	Transom Bolt Nuts	67
Thrust Washer	915, 922–925	Transom Discharge Idle Relief Outlet	217, 218
Thrust Washer Prop	924	Transom Drill Fixture X-Haust	218
Thunderbolt	860	Transom Drilling Fixture	683
Tie Bar	642, 643	Transom Exhaust Tip	129, 130, 212, 213
Tie Bar Bracket with Bosses	644	Transom Mounted Ignition Key Switch	39, 40, 588
Tie Bar Dual Engine	673, 675	Transom Mount Triducer	558
Tie Bar Extension	673	Trim Cylinder Anode	188, 189
Tie Bar Kicker Kit Port	644	Trim Gauge	409, 410, 446, 449, 457
Tie Bar Kicker Kit Starboard	644	Trim Gauge, Analog	441
Tie Bar Kit	644, 669	Trim Harness	611
Tie Bar Kit Liquid	643	Trim Hose	207
Tie Bars-Dual Engines	643, 663	Trim Hose Extension Kit	218
Tie Bar Triple Engine	643	Trim Limit Spacer Kit	123, 124
Tie Bar Trolling Motor	644	Trim Limit Switch Kit	34, 611, 612, 614
Tie Strap	624	Trim Pad	609
Tiller Handle Bracket	55	Trim Position Indicator	469, 470, 678, 679
Tiller Handle Conversion	43	Trim Pump Deck Mount Kit	216, 680
Tiller Handle Conversion Kit	43, 44	Trim Pump Kit	207
Tiller Handle Kit	43–47	Trim Reducer Kit	34
Tilt Helm Mchanism	633	Trim Sender	465
Tilt Helm Sea Star brand	665	Trim Sensor Assembly	557
Tilt Mechanism	654	Trim Stick Converter	465, 548

Trim Switch Adapter Harness	611	Vessel Integration Panel	535
Trim Switch Harness	614	Vessel Interface Panel	533–536
Trim Switch Kit	44	Vessel Panel	533–535
Trim Tab	99–103, 187, 242–245, 925	Vessel Panel Kit	533
Trim Tab Anode	102, 187, 242, 243, 925	Vessel Sensor Extension Harness	531, 532, 542
Trim Tab Interface Kit	566	VesselView403	374, 375
Trim Tilt Kit	465, 612	VesselView403 Bezel	375
Triple Engine Tie Bar	643	VesselView403 Sun Cover	375
Troll Control	427, 614	VesselView502	374, 376
Troll Control Kit	49, 614, 628	VesselView502 Bezel	375
Trophy Plus Propeller	767	VesselView502 Power Harness	376
Trophy Sport Propeller	767	VesselView502 Sun Cover	375
Tube Exhaust	169	VesselView702 Power Harness	376
Tubing Bulk	461	VesselView703	374–376
Tubing Speedometer Pickup	460, 461	VesselView703 Sun Cover	374
Tunnel Sample	230	VesselView903	373, 375, 376
TVS Harness	581	VesselView903 Sun Cover	374
Two Stroke Oil Multi-Fuel	269	VesselView Link	375, 376
Two Stroke Race Oil	269	VesselView Link Bracket	376
U		VesselView Link Harness	376
U-Joint Bellows	259	VesselView Mobile	377
USB Lightning Cable	381	VesselView Video Cable	377
USB Micro USB Cable	381	VIP Module	535, 536
USB Power	381	Voltage Gauge	406, 410
V		Voltage Regulator/Rectifier Kit	20
Vacuummate	180	Voltage Regulator Kit	20
Valve Fill Adapter	952	Volt Meter	431, 435, 439, 444, 448, 452, 455
Valve Halkey-Roberts	952	W	
Valve PCV	254–257	Warning Horn Kit	603
Valve Universal Fill Adapter	952	Warning Kit Horn	603
V-Belt	253, 258, 259	Washer Flat	67
Vengeance Propeller	769, 770	Washer Forward Thrust	922
Vent Control Ring	912	Washer Propeller	920, 921
Vent Fitting	929, 930	Washer Propeller Shaft	921
Vent Plug	929	Washer System Link	921
Verado Kicker Kit Electric	618, 645, 654	Washer Tab	921, 922
Verado Oil	274	Washer Thrust	915, 922–925
Verado Paint	301	Washer Transom Support	66
Verado Silver Paint	301	Waste Level Gauge	407, 410
		Water Eliminator	79, 174, 291

Part Description Index

Water Impeller Kit 19, 239, 242, 243, 259
Water Impeller Repair Kit 19, 242, 243
Water Inlet 71, 72
Water Inlet Plug Kit 93
Water Level Gauge 407, 410
Water Pick Up Kit 219
Water Pressure Gauge 406, 431, 432, 436, 440, 444,
445, 448, 449, 452, 453, 456
Water Pressure Kit 461
Water Pump 243–248
Water Pump, Complete 247, 248
Water Pump Impeller 242–248
Water Pump Kit 19, 244–246
Water Pump Kit Heavy Abrasion 19
Water Pump Kit Repair 246
Water Pump Repair Kit 242, 243, 246, 248
Water Repair Impeller Kit 242
Water Separating Filter 83, 175
Water Separating Filter Kit 85
Water Separating Fuel Filter 81–83, 85, 86, 175–179,
246, 248, 253–259
Water Separating Fuel Filter - Boat Mounted 85, 248
Water Separating Fuel Filter Kit 85
Water Separating Fuel Filter - On Engine 85, 248
Water Temp 431, 436, 440, 444, 452
Water Temperature Gauge 431, 435, 436, 440, 444, 452
Water Temperature Sender 124, 462, 463, 608
Water Thermostat 245
Weather Cap 549, 550, 575, 576, 600
Weather Cap NMEA2K 564
Wedge Carburetor Kit 152
Wedge Kit Carburetor 152
White Paint 301
WIF Harness Extension 85
Wiring Harness Actuator 540
Wrench Oil Filter 96, 307
Wrench Prop 932
Wrench Retainer 222

X

X-Haust Muffler Kit 216, 217
X-Haust Transom Drill Fixture 218

Y

Yacht Control DTS 475
Yacht Control DTS Shift 475
Y-Harness 606, 614

Z

Zero Effort Control 488–495
Zero Effort Digital Control 475–477
Zero Effort Trim Adapter Harness 611
Zero Torque Feedback Rotary Steering System 660
Zeus Helm Board 538
Zeus Propeller 773
Zeus Propeller M-Series 773, 774

QUICKSILVER[®]

Marine Parts & Accessories

CONSULT PART AVAILABILITY & PRICING | PLACE ORDERS | PRINT INVOICES | REGISTER PRODUCTS

<https://extranet.brunswick-marine.com>



MERCURY
Outboards



MERCURY
MerCruiser



MERCURY
Diesel



MARINER

MERCURY
RACING

www.mercurymarine.com